




Housing and Urban Development Coordinating Council

National Housing Authority



TYPHOON “YOLANDA” PERMANENT HOUSING PROGRAM

05 November 2015



I. HOUSING NEED

REGION/ PROVINCE	NO. OF CITIES/ MUN.	NO. OF FAMILIES IN “HIGH-RISK ZONES”
REGION IV-B	5	8,760
1.Palawan	5	8,760
REGION V	1	102
2.Masbate	1	102
REGION VI	50	117,203
3.Aklan	11	15,948
4.Antique	11	18,177
5.Capiz	9	12,036
6.Iloilo	12	43,987
7.Negros Occ.	7	27,055
REGION VII	16	22,423
8.Cebu	16	22,423
REGION VIII	42	56,140
9.Leyte		30,632
	20	16,199
•Tacloban City		14,433
10. Eastern Samar	12	7,573
11. Samar	4	8,900
12. Southern Leyte	1	130
13. Biliran	6	8,905
REGION XIII (CARAGA)	1	500
14. Dinagat Islands	1	500
GRAND TOTAL	116	205,128

* Based on the Provincial Plans submitted to OPARR and basis of Comprehensive Rehabilitation and Recovery Plan (CRRP)

II. STATUS OF FUND RELEASES

FUNDS RELEASED (Php BILLION)	HOUSING UNITS	DATE RELEASED
Php13.382	46,129	Dec. 2013 (Php 2.4B)
		Oct. 14, 2014 (Php 11B)
Php7.999	27,313	Feb. 12, 2015
Php1.300	4,439	June 18, 2015
Php22.682	77,881	
Php4.314	14,673	Sept. 28, 2015
Php4.314	14,673	
Php26.996	92,554	

• • • • • • • • • •

III. STATUS OF PROJECTS WITH FUNDS


As of 30 October 2015

FUND RELEASED	UNITS	STARTS		ON-GOING	COMPLETIONS
Php13.382	46,129	44,070	95.54%	23,523	15,153
Php7.999	27,313	25,666	93.97%	16,434	2,425
Php1.300	4,439	2,116	47.67%	2,109	63
Php4.314	14,673	2,533	17.26%	500	0
Php26.996	92,554	74,385	80.37%	42,566	17,641*

18,169 units now undergoing procurement
929 units turned-over at Tanauan and Tacloban, Leyte

TARGET COMPLETION

DATE	NUMBER OF HOUSING UNITS
DECEMBER 2015	21,455
JUNE 2016	42,566
DECEMBER 2016	28,533
TOTAL	92,544



IV. STATUS OF PROJECTS

Per Province

No. of Sites	Province	Starts		On-going	Completions
119	GRAND TOTAL	74,385	80.37%	42,566	17,641
4	AKLAN	893	39.65%	607	286
10	ANTIQUE	4,641	62.62%	2,067	310
7	CAPIZ	5,340	79.15%	2,539	1,801
23	ILOILO	17,433	86.79%	10,595	2,961
24	NEGROS OCCIDENTAL	16,735	79.46%	9,187	2,663
4	CEBU	1,951	63.36%	1,362	0
16	LEYTE	7,624	86.89%	5,019	2,075
21	TACLOBAN CITY	14,433	100.00%	6,719	7,025
5	EASTERN SAMAR	1,605	61.45%	842	419
3	SAMAR	2,500	100.00%	2,399	101
1	BILIRAN	522	18.06%	522	0
1	PALAWAN	708	0.00%	708	0

REGION 6

NO.	TOWN/PROJECT	No. of Housing Units
4	AKLAN	893
	ALTAVAS	393
1	Talon Hills, Brgy. Talon, Site 1	205
2	Talon Hills, Brgy. Talon, Site 2	188
	NEW WASHINGTON	500
3	Site 1 Brgy. Fatima	340
4	Site 2 Brgy. Fatima	160



REGION 6

NO.	TOWN/PROJECT	No. of Housing Units
10	ANTIQUE	4,641
	BARBAZA	562
1	Site 2 Brgy. Capoyuan	503
2	Site 2 Brgy. Capoyuan	562
	LAUA-AN	1,184
3	Brgy. Jaguiquican (LGU)	205
4	Brgy. Guinbanga-an	657
5	Brgy. Igtadio Site 1	150
6	Brgy. Igtadio Site 2	172
	PATNONGON	1,283
7	San Rafael	631
8	Poblacion	652

NO.	TOWN/PROJECT	No. of Housing Units
	ANTIQUE	
	TIBIAO	609
9	Brgy. San Francisco Sur	609
	PANDAN	500
10	Brgy. Guia	500



REGION 6

NO.	TOWN/PROJECT	No. of Housing Units
7	CAPIZ	5,340
	IVISAN	572
1	Brgy. Sta. Cruz	572
	PANAY	1,000
2	Brgy. Tabuc/Ilaya Site 1	1,000
	PANIT-AN	572
3	Brgy. Timpas	572
	PRES. ROXAS	866
4	Brgy. Viscaya	866

NO.	TOWN/PROJECT	No. of Housing Units
	CAPIZ	
	ROXAS CITY	2,330
5	Tanza Ville, Brgy. Tanza (LGU)	330
6	Brgy. Jumaguicguic	1000
7	Brgy. San Jose	1000

REGION 6

NO.	TOWN/PROJECT	No. of Housing Units
23	ILOILO	17,433
	AJUY	4,186
1	Ajuy People's Ville Brgy. San Antonio (LGU)	341
2	Bgy. Tipacla Site 1	1,000
3	Bgy. Tipacla Site 2	885
4	Site 1,Brgy. Pili	960
5	Bgy. Malayuan Site 1	1,000
	ANILAO	364
6	Brgy. Badiang	364
	BANATE	2,000
7	Brgy. Magdalo	1,000
8	Bgy. Magdalo Site 1	1,000
	BAROTAC V.	1,500
9	Bgy. Vista Alegre Site 1	1,000
10	Bgy. Vista Alegre Site 2	500

NO.	TOWN/PROJECT	No. of Housing Units
	BATAD	1,000
11	Brgy. Hamod	1,000
	CARLES	2,820
12	Brgy. Dayhagan	1000
13	Brgy. Dayhagan	500
14	Brgy. Guinticgan	1000
15	Bgy. Nalumsan Site 3	320
	CONCEPCION	2,000
16	Site 1 Brgy. Bacjawan N0.	1000
17	Site 1 BRgy. Bacjawan Sur	1000

NO.	TOWN/PROJECT	No. of Housing Units
	ESTANCIA	1,680
18	Brgy. Calapdan	1000
19	Site 1 Brgy. Gogo	340
20	Site 2 Brgy. Gogo	340
	DUMANGAS	1,883
21	Brgy. Maquina (LGU)	295
22	Brgy. Paloc-Suol	588
23	Brgy. Bacay	1000

REGION 7

NO.	TOWN/PROJECT	No. of Housing Units
24	NEGROS OCCIDENTAL	16,735
	CADIZ	5,000
1	St. Patrick Homes 1 Brgy. Tiglawigan	1000
2	Brgy. Tinampaan 2A	630
3	Brgy. Tinampaan 2B	370
4	Apollo Village, Brgy. Mabini	500
5	Brgy. Jerusalem, Site 1	680
6	Brgy. Jerusalem, Site 2	320
7	Len-Vil Homes, Bgy. Sicaba	500
8	Antonino Heights, Bgy. Luna	1000

NO.	TOWN/PROJECT	No. of Housing Units
	ESCALANTE	2,559
9	Brgy. Old Poblacion	559
10	Site 1 Bo. Chambery	1000
11	Site 2 Bo. Chambery	1000
	SAGAY	3,961
12	St. James Village Brgy. Taba-ao	1000
13	Dona Josefina Ville, Brgy. Telapaz (Brgy. Rizal)	1000
14	Lizares Village, Brgy. Bolanon	621
15	Brgy. Paraiso	1000
16	Brgy. Paraiso	340
	SILAY	1,992
17	Brgy. E Lopez, Site 1	1000
18	Tropical Village Brgy. E Lopez, Site 2	992

NO	TOWN/PROJECT	No. of Housing Units
	EB MAGALONA	1,168
19	Brgy. Sto. Nino Site 3	240
20	Brgy. Sto. Nino Site 2	260
21	Brgy. Sto. Nino Site 1	668
	VICTORIAS	2,055
22	Site 1, Brgy. 13	687
23	Site 2, Brgy. 13	685
24	Site 3, Brgy. 13	683

REGION 7

NO.	TOWN/PROJECT	No. of Housing Units
4	CEBU	1,951
	BANTAYAN	450
1	Site 1 Brgy. Kabac	450
	DAANBANTAYAN	650
2	Brgy. Maya	650
	TABUELAN	220
3	Brgy. Olivo	220
	MEDELLIN	631
4	Brgy. Medellin	631



REGION 8

NO.	TOWN/PROJECT	No. of Housing Units
16	LEYTE	7,624
	BABATNGON	1,774
1	Channel Ridge View Site 1 District 1, Poblacion	1000
2	Channel Ridge View Site 2 District 1, Poblacion	774
	CARIGARA	1,204
3	Carigara Hsg. Proj., Brgy.Parag-um	524
4	Brgy. Parag-um Site 1	680
	MCARTHUR	112
5	Bgy. San Isidro	112
	MAYORGA	283
6	Mayorga Hsg Proj, Brgy. Andres Bonifacio	283
	PALO	171
7	Brgy. San Jose (LGU)	171

NO.	TOWN/PROJECT	No. of Housing Units
	PALOMPON	984
8	Mont Eagle Ville IV Brgy. Cangmoya Site 1	343
9	Mont Eagle Ville IV Brgy. Cangmoya Site 2	343
10	Mont Eagle Ville IV Brgy. Cangmoya Site 3	298
	PASTRANA	960
11	Villa Pastrana, Brgy. Aringit	960
	SAN ISIDRO	600
12	Brgy. Biasong, San Isidro	600
	TANAUAN	1,186
13	Prime Town Housing Ph. III Brgy. Sacme	393
14	Prime Town Ph. 1, Brgy. Pago (LGU)	381
15	Mont Eagle Ville III Subd. Brgy. Sacme	412
	TOLOSA	350
16	Brgy. Tanghas, Tolosa	350

REGION 8

NO.	TOWN/PROJECT	No. of Housing Units
21	TACLOBAN CITY	14,433
1	Kapuso Village, Brgy. Kawayan	403
2	Kawayan Ville, Brgy. Kawayan	177
3	Villa Sofia, Brgy. Tagpuro	640
4	Ridgeview Park 1, Brgy. Cabalawan	1000
5	Ridgeview Park 2, Brgy. Cabalawan	1000
6	North Hill Arbours 1, Brgy. Suhi	1000
7	North Hill Arbours 2, Brgy. Sto. Nino/Suhi	1000
8	Villa Diana, Brgy. N. Kawayan	409

NO.	TOWN/PROJECT	No. of Housing Units
	TACLOBAN CITY	
9	Greendale Res. 1, Brgy. Suhi	327
10	Greendale Res. 2, Brgy. Suhi	854
11	Greendale Res. 3, Brgy. Suhi	459
12	Knightsridge Heights, Brgy. Camansihay	1000
13	Salvacion Heights, Brgy. Salvacion & Tigbao	532
14	Guadalupe 1, Brgy. Suhi	1000
15	Guadalupe 2, Brgy. Suhi	1000
16	Guadalupe 3, Brgy. Suhi	750

NO.	TOWN/PROJECT	No. of Housing Units
	TACLOBAN CITY	
17	St. Francis Village Brgy. Suhi	1000
18	New Hope Village, Brgy. New Kawayan/Sta. Elena	1000
19	Brgy. Tigbao	350
20	Brgy. Suhi	100
21	New Hope Village, Brgy. New Kawayan/Sta. Elena	432

REGION 8

NO.	TOWN/PROJECT	No. of Housing Units
5	EASTERN SAMAR	1,605
	BALANGKAYAN	390
1	Balangkayan Town Ville, Brgy. Cantubi	390
	GUIUAN	871
2	St. Genevieve, Brgy. Tagpuro (LGU)	281
3	Bgy. Sapao Site 1	300
4	Bgy. Sapao Site 2	290
	HERNANI	344
5	Brgy. Nagaja, Site 1	344


NO.	TOWN/PROJECT	No. of Housing Units
3	SAMAR	2,500
	BASEY	2000
1	Basey Pointe 1, Brgy. Tingib	1000
2	Site 1 Brgy. Tingib	1000
	MARABUT	500
3	Site 1 Tag-alag	500

NO.	TOWN/PROJECT	No. of Housing Units
1	BILIRAN	522
	CAIBIRAN	522
1	Brgy. Cabibihan	522

REGION 4B

NO.	TOWN/PROJECT	No. of Housing Units
1	PALAWAN	708
	CULION	708
1	Culion	708

PHOTOS



RIDGE VIEW PARK 1

Brgy. Cabalawan, Tacloban City



BLOCK 20, LOT 12



RIDGE VIEW PARK 1

Brgy. Cabalawan, Tacloban City



HOME OWNERS PHOTO'S.
BLOCK 20, LOT 14



GUADALUPE HEIGHTS 1

Brgy. San Isidro (Suhi), Tacloban City



VILLA DIANA

Brgy. New Kawayan,
Tacloban City



KAWAYAN VILLE I, II & III

(Tacloban North Resettlement Project)
Brgy. San Isidro & New Kawayan, Tacloban City
HABITAT



KAWAYAN VILLE I, II & III


(Tacloban North Resettlement Project)
Brgy. San Isidro & New Kawayan, Tacloban City
GMA - KAPUSO



KAWAYAN VILLE I, II & III

(Tacloban North Resettlement Project)

Brgy. San Isidro & New Kawayan, Tacloban City



Greendale Residences 1

Brgy. San Isidro (Suhi) Tacloban, City



LEYTE



Prime Town Ph. 1

Brgy. Pago, Tanauan, Leyte



Prime Town Ph. 1

Brgy. Pago, Tanauan, Leyte



Prime Town Ph. 3

Brgy. Sacme, Tanauan, Leyte



Kapuso Village - Palo Brgy. San Jose, Palo



ANTIQUE



AKLAN



CAPIZ



ILOILO



NEGROS OCCIDENTAL



SAMAR




Eastern Samar



HOUSING NEED

Housing need for Yolanda Rehabilitation Program is 205,128 units based on the provincial plan submitted to OPPAR

- Meetings were held with the 14 Governors to make sure no one is left out
- Comprehensive Rehabilitation and Recovery Plan (CRRP) was submitted by OPPAR and approved by the President on October 29, 2014



CHALLENGES ENCOUNTERED

A. Finding land that are suitable for resettlement


- For 205,128 at 150 units per hectare, 1,367 Hectares are needed.
- Funding Requirement – P59.9B plus P1.3B for community facilities (total of P61.2B).
- Land should be titled
- Land should be in safe areas (not susceptible for flooding, land slides, storm surge, tsunami, and on earthquake fault line)
- Clearances should be secured from MGB and PHIVOLCS

B. Bidding/Procurement Process will take 3 months

C. Permits and Licenses from Government Agencies

- DAR conversion & NIA clearance if land is agriculture
- Development permit from Local Government Unit
- ECC from DENR
- Tax exemption from BIR

Project Packaging, Procurement and Implementation



Process for Negotiated Procurement

ACTIVITY	TIME FRAME
1. SUBMISSION OF PROPOSALS TO BAC	1 DAY
2. EVALUATION OF PROPOSALS	2 WEEKS
3. BIDDING AND POST EVALUATION	1 WEEK
4. BOARD APPROVAL OF WINNING BIDDERS AND NOTICE OF AWARD	1 MONTH
5. CONTRACT PERFECTION AND NOTICE TO PROCEED	1 MONTH
TOTAL	3 MONTHS

STANDARD CONTRACT DURATION FOR TYPHOON YOLANDA HOUSING PROJECTS

NO. OF UNITS	LAND DEV'T. & HOUSING CONSTRUCTION CONTRACT DURATION (DAYS)
LESS THAN OR EQUAL TO 300	195
LESS THAN OR EQUAL TO 600	285
LESS THAN OR EQUAL TO 1,000	420

SUMMARY OF PRE-IMPLEMENTATION AND PROJECT IMPLEMENTATION

NO. OF UNITS	NO. OF DAYS
LESS THAN OR EQUAL TO 300	280 (or 9.5 Months)
LESS THAN OR EQUAL TO 600	370 (or 1 Year)
LESS THAN OR EQUAL TO 1,000	505 or (1 Year and 6 Months)