

MONTHLY REPORT OF DISBURSEMENTS
For the month of June 2025

Department:
Agency/Entity:
Operating Unit:
Organization Code (UACS):
Fund Cluster:

Department of Budget and Management (DBM)
Office of the Secretary
ALL
ALL
01 - Regular Agency Fund

Particulars	Current Year Budget				
	PS	MOOE	FinEx	CO	TOTAL
1	2	3	4	5	6=(2+3+4+5)
CASH DISBURSEMENTS	134,950,504.51	133,190,264.73	2,153,643.95	49,946,905.39	320,241,318.58
Notice of Cash Allocation (NCA)	130,563,700.69	133,190,264.73	2,153,643.95	49,946,905.39	315,854,514.76
MDS Checks Issued	2,694,077.30	6,852,679.73	2,153,643.95	46,117,609.63	57,818,010.61
Advice to Debit Account	127,869,623.39	126,337,585.00	-	3,829,295.76	258,036,504.15
Notice of Transfer Allocations (NTA)	4,386,803.82	-	-	-	4,386,803.82
MDS Checks Issued	134,940.52	-	-	-	134,940.52
Advice to Debit Account	4,251,863.30	-	-	-	4,251,863.30
Working Fund for FAPs	-	-	-	-	-
Cash Disbursement Ceiling (CDC)	-	-	-	-	-
TOTAL CASH DISBURSEMENTS	134,950,504.51	133,190,264.73	2,153,643.95	49,946,905.39	320,241,318.58
NON-CASH DISBURSEMENTS	14,763,583.25	7,384,032.52	144,365.13	174,727.55	22,466,708.45
Tax Remittance Advices Issued (TRA)	14,763,583.25	7,384,032.52	144,365.13	174,727.55	22,466,708.45
Non-Cash Availment Authority (NCAA)	-	-	-	-	-
Disbursements effected through outright deductions from claims (please specify...)	-	-	-	-	-
Overpayment of expenses(e.g. personnel benefits)	-	-	-	-	-
Restitution for loss of government property	-	-	-	-	-
Liquidated damages and similar claims	-	-	-	-	-
Others(TEF, BTr-Documentary Stamp Tax, etc.)	-	-	-	-	-
TOTAL NON-CASH DISBURSEMENTS	14,763,583.25	7,384,032.52	144,365.13	174,727.55	22,466,708.45
GRAND TOTAL	149,714,087.76	140,574,297.25	2,298,009.08	50,121,632.94	342,708,027.03

MONTHLY REPORT OF DISBURSEMENTS
For the month of June 2025

Department: Department of Budget and Management (DBM)
Agency/Entity: Office of the Secretary
Operating Unit: ALL
Organization Code (UACS): ALL
Fund Cluster: 01 - Regular Agency Fund

Particulars	Prior Year's Budget											SUB-TOTAL
	Prior Year's Accounts Payable					Current Year's Accounts Payable					TOTAL	
	PS	MOOE	FinEx	CO	Sub-Total	PS	MOOE	FinEx	CO	Sub-Total		
1	7	8	9	10	11=(7+8+9+10)	12	13	14	15	16=(12+13+14+15)	17=(11+16)	18=(6+17)
CASH DISBURSEMENTS	-	21,683,824.19	-	6,053,500.00	27,737,324.19	-	7,297,402.19	-	1,900,604.03	9,198,006.22	36,935,330.41	357,176,648.99
Notice of Cash Allocation (NCA)	-	21,683,824.19	-	6,053,500.00	27,737,324.19	-	7,297,402.19	-	903,421.70	8,200,823.89	35,938,148.08	351,792,662.84
MDS Checks Issued	-	9,900.00	-	6,053,500.00	6,063,400.00	-	-	-	903,421.70	903,421.70	6,966,821.70	64,784,832.31
Advice to Debit Account	-	21,673,924.19	-	-	21,673,924.19	-	7,297,402.19	-	-	7,297,402.19	28,971,326.38	287,007,830.53
Notice of Transfer Allocations (NTA)	-	-	-	-	-	-	-	-	997,182.33	997,182.33	997,182.33	5,383,986.15
MDS Checks Issued	-	-	-	-	-	-	-	-	-	-	-	134,940.52
Advice to Debit Account	-	-	-	-	-	-	-	-	997,182.33	997,182.33	997,182.33	5,249,045.63
Working Fund for FAPs	-	-	-	-	-	-	-	-	-	-	-	-
Cash Disbursement Ceiling (CDC)	-	-	-	-	-	-	-	-	-	-	-	-
TOTAL CASH DISBURSEMENTS	-	21,683,824.19	-	6,053,500.00	27,737,324.19	-	7,297,402.19	-	1,900,604.03	9,198,006.22	36,935,330.41	357,176,648.99
NON-CASH DISBURSEMENTS	-	1,460,507.01	-	-	1,460,507.01	-	444,727.14	-	161,929.55	1,016,794.70	2,477,301.71	24,944,010.16
Tax Remittance Advices Issued (TRA)	-	1,460,507.01	-	-	1,460,507.01	-	444,727.14	-	161,929.55	606,656.69	2,067,163.70	24,533,872.15
Non-Cash Availment Authority (NCAA)	-	-	-	-	-	-	-	-	-	-	-	-
Disbursements effected through outright deductions from claims (please specify...)	-	-	-	-	-	-	-	-	-	410,138.01	410,138.01	410,138.01
Overpayment of expenses(e.g. personnel benefits)	-	-	-	-	-	-	-	-	-	-	-	-
Restitution for loss of government property	-	-	-	-	-	-	-	-	-	-	-	-
Liquidated damages and similar claims	-	-	-	-	-	-	-	-	410,138.01	410,138.01	410,138.01	410,138.01
Others(TEF, BTr-Documentary Stamp Tax, etc.)	-	-	-	-	-	-	-	-	-	-	-	-
TOTAL NON-CASH DISBURSEMENTS	-	1,460,507.01	-	-	1,460,507.01	-	444,727.14	-	161,929.55	1,016,794.70	2,477,301.71	24,944,010.16
GRAND TOTAL	-	23,144,331.20	-	6,053,500.00	29,197,831.20	-	7,742,129.33	-	2,062,533.58	10,214,800.92	39,412,632.12	382,120,659.15

MONTHLY REPORT OF DISBURSEMENTS
For the month of June 2025

Department: Department of Budget and Management (DBM)
Agency/Entity: Office of the Secretary
Operating Unit: ALL
Organization Code (UACS): ALL
Fund Cluster: 01 - Regular Agency Fund

Particulars	Trust Liabilities				Grand Total					Remarks
	PS	MOOE	CO	TOTAL	PS	MOOE	FinEx	CO	TOTAL	
1	19	20	21	22=(19+20+21)	23	24	25	26	27=(23+24+25+26)	28
CASH DISBURSEMENTS	543,177.22	-	-	543,177.22	135,493,681.73	162,171,491.11	2,153,643.95	57,901,009.42	357,719,826.21	
Notice of Cash Allocation (NCA)	543,177.22	-	-	543,177.22	131,106,877.91	162,171,491.11	2,153,643.95	56,903,827.09	352,335,840.06	
MDS Checks Issued	3,075.78	-	-	3,075.78	2,697,153.08	6,862,579.73	2,153,643.95	53,074,531.33	64,787,908.09	
Advice to Debit Account	540,101.44	-	-	540,101.44	128,409,724.83	155,308,911.38	-	3,829,295.76	287,547,931.97	
Notice of Transfer Allocations (NTA)	-	-	-	-	4,386,803.82	-	-	997,182.33	5,383,986.15	
MDS Checks Issued	-	-	-	-	134,940.52	-	-	-	134,940.52	
Advice to Debit Account	-	-	-	-	4,251,863.30	-	-	997,182.33	5,249,045.63	
Working Fund for FAPs	-	-	-	-	-	-	-	-	-	
Cash Disbursement Ceiling (CDC)	-	-	-	-	-	-	-	-	-	
TOTAL CASH DISBURSEMENTS	543,177.22	-	-	543,177.22	135,493,681.73	162,171,491.11	2,153,643.95	57,901,009.42	357,719,826.21	
NON-CASH DISBURSEMENTS	-	-	-	410,138.01	14,763,583.25	9,289,266.67	144,365.13	746,795.11	24,944,010.16	
Tax Remittance Advices Issued (TRA)	-	-	-	-	14,763,583.25	9,289,266.67	144,365.13	336,657.10	24,533,872.15	
Non-Cash Availment Authority (NCAA)	-	-	-	-	-	-	-	-	-	
Disbursements effected through outright deductions from claims (please specify...)				410,138.01	-	-	-	410,138.01	410,138.01	
Overpayment of expenses(e.g. personnel benefits)	-	-	-	-	-	-	-	-	-	
Restitution for loss of government property	-	-	-	-	-	-	-	-	-	
Liquidated damages and similar claims	-	-	-	410,138.01	-	-	-	410,138.01	410,138.01	
Others(TEF, BTr-Documentary Stamp Tax, etc.)	-	-	-	-	-	-	-	-	-	
TOTAL NON-CASH DISBURSEMENTS	-	-	-	410,138.01	14,763,583.25	9,289,266.67	144,365.13	746,795.11	24,944,010.16	
GRAND TOTAL	543,177.22	-	-	953,315.23	150,257,264.98	171,460,757.78	2,298,009.08	58,647,804.53	382,663,836.37	

MONTHLY REPORT OF DISBURSEMENTS
For the month of June 2025

Department:
Agency/Entity:
Operating Unit:
Organization Code (UACS):
Fund Cluster:

Department of Budget and Management (DBM)
Office of the Secretary
ALL
ALL
01 - Regular Agency Fund

SUMMARY


Particulars (1)	Previous Report (2)	This Month (3)	As at Date (4)
Total Disbursement Authorities Received	1,267,614,761.79	194,046,450.83	1,461,661,182.54
NCA	1,195,746,390.00	161,453,000.00	1,357,199,390.00
NTA	2,523,588.00	8,059,578.68	10,583,166.68
Working Fund	0.00	0.00	0.00
TRA	69,344,753.71	24,533,872.15	93,878,625.86
CDC	0.00	0.00	0.00
NCAA	0.00	0.00	0.00
Others (CDT, BTr Docs Stamp, etc.)	0.00	0.00	0.00
Less: Notice of Transfer of Allocations (NTA)* issued	2,523,588.00	8,059,578.68	10,583,166.68
Add: Balance from Previous Month	147,538,660.93	239,713,390.86	387,252,051.79
Total Disbursement Authorities Available	1,265,091,173.79	185,986,872.15	1,451,078,015.86
Less:			
Lapsed NCA	5,210,880.51	43,444,564.65	48,655,445.16
Disbursements	1,020,147,866.90	382,663,836.37	1,402,811,703.27
Less: Other Non-Cash Disbursements	4,704.56	410,138.01	414,842.57
Disbursements effected through outright deductions from claims	4,704.56	410,138.01	414,842.57
Overpayment of expenses(e.g. personnel benefits)	0.00	0.00	0.00
Restitution for loss of government property	0.00	0.00	0.00
Liquidated damages and similar claims	4,704.56	410,138.01	414,842.57
Others (e.g. TEF, BTr, Docs Stamp, etc.)	0.00	0.00	0.00
Add/Less: Adjustments (e.g. cancelled/staled checks)	(23,710.00)	(2,000.00)	(25,710.00)
Balance of Disbursement Authorities as at date	239,713,390.86	(239,713,390.86)	0.00
 Total Disbursements Program	 1,238,610,293.34	 176,532,155.25	 1,415,142,448.59
Less: *Actual Disbursements	1,020,147,866.90	382,663,836.37	1,402,811,703.27
(Over)/Under spending	218,462,426.44	(206,131,681.12)	12,330,745.32

Notes: * The use of NTA is discouraged
Notes: ** Amounts should tally with the grand total disbursemnt (column 27).

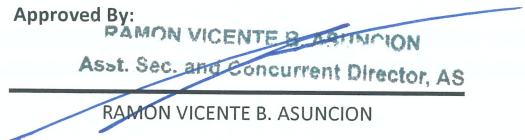
Certified Correct:


JEFFREY DM GALARPE
Chief Accountant

Recommending Approval By:


DANTE B. DE CHAVEZ
Director IV, FS

Approved By:


RAMON VICENTE B. ASUNCION
Asst. Sec. and Concurrent Director, AS
Assistant Secretary

MONTHLY REPORT OF DISBURSEMENTS
For the month of June 2025

Department : Department of Budget and Management (DBM)
Agency/Entity : Office of the Secretary
Operating Unit : ALL
Organization Code (UACS) : ALL
Fund Cluster : 07 - Trust Receipts

Particulars	Current Year Budget				
	PS	MOOE	FinEx	CO	TOTAL
1	2	3	4	5	6=(2+3+4+5)
CASH DISBURSEMENTS	-	123,725.39	-	-	123,725.39
Notice of Cash Allocation (NCA)	-	123,725.39	-	-	-
MDS Checks Issued	-	-	-	-	-
Advice to Debit Account	-	123,725.39	-	-	123,725.39
Notice of Transfer Allocations (NTA)	-	-	-	-	-
MDS Checks Issued	-	-	-	-	-
Advice to Debit Account	-	-	-	-	-
Working Fund for FAPs	-	-	-	-	-
Cash Disbursement Ceiling (CDC)	-	-	-	-	-
TOTAL CASH DISBURSEMENTS	-	123,725.39	-	-	123,725.39
NON-CASH DISBURSEMENTS	-	8,050.00	-	-	8,050.00
Tax Remittance Advices Issued (TRA)	-	8,050.00	-	-	8,050.00
Non-Cash Availment Authority (NCAA)	-	-	-	-	-
Disbursements effected through outright deductions from claims (please specify...)	-	-	-	-	-
Overpayment of expenses(e.g. personnel benefits)	-	-	-	-	-
Restitution for loss of government property	-	-	-	-	-
Liquidated damages and similar claims	-	-	-	-	-
Others(TEF, BTr-Documentary Stamp Tax, etc.)	-	-	-	-	-
TOTAL NON-CASH DISBURSEMENTS	-	8,050.00	-	-	8,050.00
GRAND TOTAL	-	131,775.39	-	-	131,775.39

MONTHLY REPORT OF DISBURSEMENTS
For the month of June 2025

Department : Department of Budget and Management (DBM)
Agency/Entity : Office of the Secretary
Operating Unit : ALL
Organization Code (UACS) : ALL
Fund Cluster : 07 - Trust Receipts

Particulars	Prior Year's Budget											SUB-TOTAL
	Prior Year's Accounts Payable					Current Year's Accounts Payable					TOTAL	
	PS	MOOE	FinEx	CO	Sub-Total	PS	MOOE	FinEx	CO	Sub-Total		
1	7	8	9	10	11=(7+8+9+10)	12	13	14	15	16=(12+13+14+15)	17=(11+16)	18=(6+17)
CASH DISBURSEMENTS	-	-	-	-	-	-	-	-	-	-	-	123,725.39
Notice of Cash Allocation (NCA)	-	-	-	-	-	-	-	-	-	-	-	123,725.39
MDS Checks Issued	-	-	-	-	-	-	-	-	-	-	-	123,725.39
Advice to Debit Account	-	-	-	-	-	-	-	-	-	-	-	-
Notice of Transfer Allocations (NTA)	-	-	-	-	-	-	-	-	-	-	-	-
MDS Checks Issued	-	-	-	-	-	-	-	-	-	-	-	-
Advice to Debit Account	-	-	-	-	-	-	-	-	-	-	-	-
Working Fund for FAPs	-	-	-	-	-	-	-	-	-	-	-	-
Cash Disbursement Ceiling (CDC)	-	-	-	-	-	-	-	-	-	-	-	-
TOTAL CASH DISBURSEMENTS	-	-	-	-	-	-	-	-	-	-	-	123,725.39
NON-CASH DISBURSEMENTS	-	-	-	-	-	-	-	-	-	-	-	8,050.00
Tax Remittance Advices Issued (TRA)	-	-	-	-	-	-	-	-	-	-	-	8,050.00
Non-Cash Availment Authority (NCAA)	-	-	-	-	-	-	-	-	-	-	-	-
Disbursements effected through outright deductions from claims (please specify...)	-	-	-	-	-	-	-	-	-	-	-	-
Overpayment of expenses(e.g. personnel benefits)	-	-	-	-	-	-	-	-	-	-	-	-
Restitution for loss of government property	-	-	-	-	-	-	-	-	-	-	-	-
Liquidated damages and similar claims	-	-	-	-	-	-	-	-	-	-	-	-
Others(TEF, BTr-Documentary Stamp Tax, etc.)	-	-	-	-	-	-	-	-	-	-	-	-
TOTAL NON-CASH DISBURSEMENTS	-	-	-	-	-	-	-	-	-	-	-	8,050.00
GRAND TOTAL	-	-	-	-	-	-	-	-	-	-	-	131,775.39

MONTHLY REPORT OF DISBURSEMENTS

For the month of June 2025

Department : Department of Budget and Management (DBM)
Agency/Entity : Office of the Secretary
Operating Unit : ALL
Organization Code (UACS) : ALL
Fund Cluster : 07 - Trust Receipts

Particulars	Trust Liabilities				Grand Total					Remarks
	PS	MOOE	CO	TOTAL	PS	MOOE	FinEx	CO	TOTAL	
1	19	20	21	22=(19+20+21)	23	24	25	26	27=(23+24+25+26)	28
CASH DISBURSEMENTS	-	1,293,663.30	-	1,293,663.30	-	1,417,388.69	-	-	1,417,388.69	
Notice of Cash Allocation (NCA)	-	1,293,663.30	-	1,293,663.30	-	1,417,388.69	-	-	1,417,388.69	
MDS Checks Issued	-	-	-	-	-	123,725.39	-	-	123,725.39	
Advice to Debit Account	-	1,293,663.30	-	1,293,663.30	-	1,293,663.30	-	-	1,293,663.30	
Notice of Transfer Allocations (NTA)	-	-	-	-	-	-	-	-	-	
MDS Checks Issued	-	-	-	-	-	-	-	-	-	
Advice to Debit Account	-	-	-	-	-	-	-	-	-	
Working Fund for FAPs	-	-	-	-	-	-	-	-	-	
Cash Disbursement Ceiling (CDC)	-	-	-	-	-	-	-	-	-	
TOTAL CASH DISBURSEMENTS	-	1,293,663.30	-	1,293,663.30	-	1,417,388.69	-	-	1,417,388.69	
NON-CASH DISBURSEMENTS	-	-	-	-	-	8,050.00	-	-	8,050.00	
Tax Remittance Advices Issued (TRA)	-	-	-	-	-	8,050.00	-	-	8,050.00	
Non-Cash Availment Authority (NCAA)	-	-	-	-	-	-	-	-	-	
Disbursements effected through outright deductions from claims (please specify...)				-	-	-	-	-	-	
Overpayment of expenses(e.g. personnel benefits)	-	-	-	-	-	-	-	-	-	
Restitution for loss of government property	-	-	-	-	-	-	-	-	-	
Liquidated damages and similar claims	-	-	-	-	-	-	-	-	-	
Others(TEF, BTr-Documentary Stamp Tax, etc.)	-	-	-	-	-	-	-	-	-	
TOTAL NON-CASH DISBURSEMENTS	-	-	-	-	-	8,050.00	-	-	8,050.00	
GRAND TOTAL	-	1,293,663.30	-	1,293,663.30	-	1,425,438.69	-	-	1,425,438.69	

MONTHLY REPORT OF DISBURSEMENTS
For the month of June 2025

Department : Department of Budget and Management (DBM)
Agency/Entity : Office of the Secretary
Operating Unit : ALL
Organization Code (UACS) : ALL
Fund Cluster : 07 - Trust Receipts

SUMMARY

Particulars (1)	Previous Report (2)	This Month (3)	As at Date (4)
Total Disbursement Authorities Received	61,950.00	2,313,314.00	2,375,264.00
NCA	61,950.00	2,305,264.00	2,367,214.00
NTA	0.00	0.00	0.00
Working Fund	0.00	0.00	0.00
TRA	0.00	8,050.00	8,050.00
CDC	0.00	0.00	0.00
NCAA	0.00	0.00	0.00
Less: Notice of Transfer of Allocations (NTA)* issued	0.00	0.00	0.00
Add: Balance from Previous Month	0.00	0.00	0.00
Total Disbursement Authorities Available	61,950.00	2,313,314.00	2,375,264.00
Less:			
Lapsed NCA	0.00	0.00	0.00
Disbursements	61,950.00	1,425,438.69	1,487,388.69
Less: Other Non-Cash Disbursements	0.00	0.00	0.00
Disbursements effected through outright deductions from claims	0.00	0.00	0.00
Overpayment of expenses(e.g. personnel benefits)	0.00	0.00	0.00
Restitution for loss of government property	0.00	0.00	0.00
Liquidated damages and similar claims	0.00	0.00	0.00
Others (e.g. TEF, BTr, Docs Stamp, etc.)	0.00	0.00	0.00
Add/Less: Adjustments (e.g. cancelled/staled checks)	0.00	0.00	0.00
Balance of Disbursement Authorities as at date	0.00	887,875.31	887,875.31
 Total Disbursements Program	 61,950.00	 2,313,314.00	 2,375,264.00
Less: *Actual Disbursements	61,950.00	1,425,438.69	1,487,388.69
(Over)/Under spending	0.00	887,875.31	887,875.31


Notes: * The use of NTA is discouraged

Notes: ** Amounts should tally with the grand total disbursement (column 27).

Certified Correct:


JEFFREY D.M. GARPE
Chief Accountant

Recommending Approval By:


DANTE B. DE CHAVEZ
Director IV, FS

Approved By:


RAMON VICENTE B. ASUNCION
Assistant Secretary

This report was generated using the Unified Reporting System on July 09, 2025 10:14 AM;