

MONTHLY REPORT OF DISBURSEMENTS
For the month of January 2025

Department : Department of Budget and Management (DBM)
Agency/Entity : Office of the Secretary
Operating Unit : ALL
Organization Code (UACS) : ALL
Fund Cluster : 07 - Trust Receipts

Particulars	Current Year Budget				
	PS	MOOE	FinEx	CO	TOTAL
1	2	3	4	5	6=(2+3+4+5)
CASH DISBURSEMENTS	-	-	-	-	-
Notice of Cash Allocation (NCA)	-	-	-	-	-
MDS Checks Issued	-	-	-	-	-
Advice to Debit Account	-	-	-	-	-
Notice of Transfer Allocations (NTA)	-	-	-	-	-
MDS Checks Issued	-	-	-	-	-
Advice to Debit Account	-	-	-	-	-
Working Fund for FAPs	-	-	-	-	-
Cash Disbursement Ceiling (CDC)	-	-	-	-	-
TOTAL CASH DISBURSEMENTS	-	-	-	-	-
NON-CASH DISBURSEMENTS	-	-	-	-	-
Tax Remittance Advices Issued (TRA)	-	-	-	-	-
Non-Cash Availment Authority (NCAA)	-	-	-	-	-
Disbursements effected through outright deductions from claims (please specify...)	-	-	-	-	-
Overpayment of expenses(e.g. personnel benefits)	-	-	-	-	-
Restitution for loss of government property	-	-	-	-	-
Liquidated damages and similar claims	-	-	-	-	-
Others(TEF, BTr-Documentary Stamp Tax, etc.)	-	-	-	-	-
TOTAL NON-CASH DISBURSEMENTS	-	-	-	-	-
GRAND TOTAL	-	-	-	-	-

MONTHLY REPORT OF DISBURSEMENTS

For the month of January 2025

Department : Department of Budget and Management (DBM)
Agency/Entity : Office of the Secretary
Operating Unit : ALL
Organization Code (UACS) : ALL
Fund Cluster : 07 - Trust Receipts

Particulars	Prior Year's Budget											SUB-TOTAL
	Prior Year's Accounts Payable					Current Year's Accounts Payable					TOTAL	
	PS	MOOE	FinRA	CO	Sub-Total	PS	MOOE	FinRA	CO	Sub-Total		
1	7	8	9	10	11=(7+8+9+10)	12	13	14	15	16=(12+13+14+15)	17=(11+16)	18=(6+17)
CASH DISBURSEMENTS	-	-	-	-	-	-	-	-	-	-	-	-
Notice of Cash Allocation (NCA)	-	-	-	-	-	-	-	-	-	-	-	-
MDS Checks Issued	-	-	-	-	-	-	-	-	-	-	-	-
Advice to Debit Account	-	-	-	-	-	-	-	-	-	-	-	-
Notice of Transfer Allocations (NTA)	-	-	-	-	-	-	-	-	-	-	-	-
MDS Checks Issued	-	-	-	-	-	-	-	-	-	-	-	-
Advice to Debit Account	-	-	-	-	-	-	-	-	-	-	-	-
Working Fund for FAPs	-	-	-	-	-	-	-	-	-	-	-	-
Cash Disbursement Ceiling (CDC)	-	-	-	-	-	-	-	-	-	-	-	-
TOTAL CASH DISBURSEMENTS	-	-	-	-	-	-	-	-	-	-	-	-
NON-CASH DISBURSEMENTS	-	-	-	-	-	-	-	-	-	-	-	-
Tax Remittance Advices Issued (TRA)	-	-	-	-	-	-	-	-	-	-	-	-
Non-Cash Availment Authority (NCAA)	-	-	-	-	-	-	-	-	-	-	-	-
Disbursements effected through outright deductions from claims (please specify...)	-	-	-	-	-	-	-	-	-	-	-	-
Overpayment of expenses(e.g. personnel benefits)	-	-	-	-	-	-	-	-	-	-	-	-
Restitution for loss of government property	-	-	-	-	-	-	-	-	-	-	-	-
Liquidated damages and similar claims	-	-	-	-	-	-	-	-	-	-	-	-
Others(TEF, BTr-Documentary Stamp Tax, etc.)	-	-	-	-	-	-	-	-	-	-	-	-
TOTAL NON-CASH DISBURSEMENTS	-	-	-	-	-	-	-	-	-	-	-	-
GRAND TOTAL	-	-	-	-	-	-	-	-	-	-	-	-

MONTHLY REPORT OF DISBURSEMENTS
For the month of January 2025

Department : Department of Budget and Management (DBM)
Agency/Entity : Office of the Secretary
Operating Unit : ALL
Organization Code (UACS) : ALL
Fund Cluster : 07 - Trust Receipts

Particulars	Trust Liabilities				Grand Total					Remarks
	PG	MOOE	CO	TOTAL	PS	MOOE	FinEv	CO	TOTAL	
1	19	20	21	22=(19+20+21)	23	24	25	26	27=(23+24+25+26)	28
CASH DISBURSEMENTS		21,800.00		21,800.00		21,800.00			21,800.00	
Notice of Cash Allocation (NCA)		21,800.00		21,800.00		21,800.00			21,800.00	
MDS Checks Issued										
Advice to Debit Account		21,800.00		21,800.00		21,800.00			21,800.00	
Notice of Transfer Allocations (NTA)										
MDS Checks Issued										
Advice to Debit Account										
Working Fund for FAPs										
Cash Disbursement Ceiling (CDC)										
TOTAL CASH DISBURSEMENTS		21,800.00		21,800.00		21,800.00			21,800.00	
NON-CASH DISBURSEMENTS										
Tax Remittance Advices Issued (TRA)										
Non-Cash Availment Authority (NCAA)										
Disbursements effected through outright deductions from claims (please specify...)										
Overpayment of expenses(e.g. personnel benefits)										
Restitution for loss of government property										
Liquidated damages and similar claims										
Others(TEF, BTr-Documentary Stamp Tax, etc.)										
TOTAL NON-CASH DISBURSEMENTS										
GRAND TOTAL		21,800.00		21,800.00		21,800.00			21,800.00	

MONTHLY REPORT OF DISBURSEMENTS
For the month of January 2025

Department : Department of Budget and Management (DBM)
 Agency/Entity : Office of the Secretary
 Operating Unit : ALL
 Organization Code (UACS) : ALL
 Fund Cluster : 07 - Trust Receipts


SUMMARY

Particulars (1)	Previous Report (2)	This Month (3)	As at Date (4)
Total Disbursement Authorities Received	-	21,800.00	21,800.00
NCA	-	21,800.00	21,800.00
NTA	-	-	-
Working Fund	-	-	-
IRA	-	-	-
CRF	-	-	-
NRFA	-	-	-
Less: Notice of Transfer of Allocations (NTA)* issued	-	-	-
Add: Balance from Previous Month	-	-	-
Total Disbursement Authorities Available	-	21,800.00	21,800.00
Less:	-	-	-
Lapsed NCA	-	-	-
Disbursements	-	21,800.00	21,800.00
Less: Other Non-Cash Disbursements	-	-	-
Disbursements effected through outright deductions from claims	-	-	-
Overpayment of expenses(e.g. personnel benefits)	-	-	-
Restitution for loss of government property	-	-	-
Liquidated damages and similar claims	-	-	-
Others (e.g. TEF, BTr, Docs Stamp, etc.)	-	-	-
Add/Less: Adjustments (e.g. cancelled/staled checks)	-	-	-
Balance of Disbursement Authorities as at date	-	-	-
 Total Disbursements Program	-	21,800.00	21,800.00
Less: *Actual Disbursements	-	21,800.00	21,800.00
(Over)/Under spending	0.00	0.00	0.00

Notes: * The use of NTA is discouraged

Notes: ** Amounts should tally with the grand total disbursement (column 27).

Certified Correct:




 JEFFREY B. ALARPE
 Chief Accountant

Recommending Approval By:



 DANTE B. DE CHAVEZ
 Director IV, FS

Approved By:



 RAMON VICENTE B. ASUNCION
 Assistant Secretary

This report was generated using the Unified Reporting System on February 07, 2025 9:34 AM;

MONTHLY REPORT OF DISBURSEMENTS
For the month of January 2025

Department: Department of Budget and Management (DBM)
Agency/Entity: Office of the Secretary
Operating Unit: ALL
Organization Code (UACS): ALL
Fund Cluster: 01 - Regular Agency Fund

Particulars	Current Year Budget				
	PS	MOOE	FinEx	CO	TOTAL
1	2	3	4	5	6=(2+3+4+5)
CASH DISBURSEMENTS	67,471,482.72	11,985,471.65	-	2,780,376.46	82,237,330.83
Notice of Cash Allocation (NCA)	67,471,482.72	11,906,009.18	-	2,780,376.46	82,157,868.36
MDS Checks Issued	477,003.46	1,690,417.61	-	1,301,635.72	3,469,056.79
Advice to Debit Account	66,994,479.26	10,215,591.57	-	1,478,740.74	78,688,811.57
Notice of Transfer Allocations (NTA)	-	79,462.47	-	-	79,462.47
MDS Checks Issued	-	11,506.37	-	-	11,506.37
Advice to Debit Account	-	67,956.10	-	-	67,956.10
Working Fund for FAPs	-	-	-	-	-
Cash Disbursement Ceiling (CDC)	-	-	-	-	-
TOTAL CASH DISBURSEMENTS	67,471,482.72	11,985,471.65	-	2,780,376.46	82,237,330.83
NON-CASH DISBURSEMENTS	2,787,261.53	468,778.01	-	113,190.48	3,369,230.02
Tax Remittance Advices Issued (TRA)	2,787,261.53	468,778.01	-	113,190.48	3,369,230.02
Non-Cash Availment Authority (NCAA)	-	-	-	-	-
Disbursements effected through outright deductions from claims (please specify...)	-	-	-	-	-
Overpayment of expenses(e.g. personnel benefits)	-	-	-	-	-
Restitution for loss of government property	-	-	-	-	-
Liquidated damages and similar claims	-	-	-	-	-
Others(TEF, BTr-Documentary Stamp Tax, etc.)	-	-	-	-	-
TOTAL NON-CASH DISBURSEMENTS	2,787,261.53	468,778.01	-	113,190.48	3,369,230.02
GRAND TOTAL	70,258,744.25	12,454,249.66	-	2,893,566.94	85,606,560.85

MONTHLY REPORT OF DISBURSEMENTS
For the month of January 2025

Department: Department of Budget and Management (DBM)
 Agency/Entity: Office of the Secretary
 Operating Unit: ALL
 Organization Code (UACS): ALL
 Fund Cluster: 01 - Regular Agency Fund

Particulars	Prior Year's Budget											SUB TOTAL
	Prior Year's Accounts Payable					Current Year's Accounts Payable					TOTAL	
	PS	MOOE	FinEx	CO	Sub-Total	PS	MOOE	FinEx	CO	Sub-Total		
1	7	8	9	10	11=(7+8+9+10)	12	13	14	15	16=(12+13+14+15)	17=(11+16)	18=(6+17)
CASH DISBURSEMENTS	5,479,504.85	30,437,270.39	-	132,074.11	36,048,849.35	-	1,289,359.31	-	-	1,289,359.31	37,338,208.66	119,575,539.49
Notice of Cash Allocation (NCA)	5,479,504.85	30,437,270.39	-	132,074.11	36,048,849.35	-	1,289,359.31	-	-	1,289,359.31	37,338,208.66	119,496,077.02
MDS Checks Issued	7,997.02	514,749.87	-	-	522,746.89	-	89,275.32	-	-	89,275.32	612,022.21	4,081,079.00
Advice to Debit Account	5,471,507.83	29,922,520.52	-	132,074.11	35,526,102.46	-	1,200,083.99	-	-	1,200,083.99	36,726,186.45	115,414,998.02
Notice of Transfer Allocations (NTA)	-	-	-	-	-	-	-	-	-	-	-	79,462.47
MDS Checks Issued	-	-	-	-	-	-	-	-	-	-	-	11,506.37
Advice to Debit Account	-	-	-	-	-	-	-	-	-	-	-	67,956.10
Working Fund for FAPs	-	-	-	-	-	-	-	-	-	-	-	-
Cash Disbursement Ceiling (CDC)	-	-	-	-	-	-	-	-	-	-	-	-
TOTAL CASH DISBURSEMENTS	5,479,504.85	30,437,270.39	-	132,074.11	36,048,849.35	-	1,289,359.31	-	-	1,289,359.31	37,338,208.66	119,575,539.49
NON-CASH DISBURSEMENTS	4,461,014.43	2,169,335.86	-	-	6,630,350.29	-	10,490.86	-	-	10,490.86	6,640,841.15	10,010,071.17
Tax Remittance Advices Issued (TRA)	4,461,014.43	2,169,335.86	-	-	6,630,350.29	-	10,490.86	-	-	10,490.86	6,640,841.15	10,010,071.17
Non-Cash Availment Authority (NCAA)	-	-	-	-	-	-	-	-	-	-	-	-
Disbursements effected through outright deductions from claims (please specify...)	-	-	-	-	-	-	-	-	-	-	-	-
Overpayment of expenses(e.g. personnel benefits)	-	-	-	-	-	-	-	-	-	-	-	-
Restitution for loss of government property	-	-	-	-	-	-	-	-	-	-	-	-
Liquidated damages and similar claims	-	-	-	-	-	-	-	-	-	-	-	-
Others(TEF, BTr-Documentary Stamp Tax, etc.)	-	-	-	-	-	-	-	-	-	-	-	-
TOTAL NON-CASH DISBURSEMENTS	4,461,014.43	2,169,335.86	-	-	6,630,350.29	-	10,490.86	-	-	10,490.86	6,640,841.15	10,010,071.17
GRAND TOTAL	9,940,519.28	32,606,606.25	-	132,074.11	42,679,199.64	-	1,299,850.17	-	-	1,299,850.17	43,979,049.81	129,585,610.66

MONTHLY REPORT OF DISBURSEMENTS
For the month of January 2025

Department: Department of Budget and Management (DBM)
 Agency/Entity: Office of the Secretary
 Operating Unit: ALL
 Organization Code (UACS): ALL
 Fund Cluster: 01 - Regular Agency Fund

Particulars	Trust Liabilities				Grand Total					Remarks
	PS	MOOE	CO	TOTAL	PS	MOOE	FinEx	CO	TOTAL	
1	19	20	21	22-(19+20+21)	23	24	25	26	27-(23+24+25+26)	28
CASH DISBURSEMENTS	538,242.61	-	-	538,242.61	73,489,230.18	43,712,101.35	-	2,912,450.57	120,113,782.10	
Notice of Cash Allocation (NCA)	538,242.61	-	-	538,242.61	73,489,230.18	43,632,638.88	-	2,912,450.57	120,034,319.63	
MDS Checks Issued	-	-	-	-	485,000.48	2,294,442.80	-	1,301,635.72	4,081,079.00	
Advice to Debit Account	538,242.61	-	-	538,242.61	73,004,229.70	41,338,196.08	-	1,610,814.85	115,953,240.63	
Notice of Transfer Allocations (NTA)	-	-	-	-	-	79,462.47	-	-	79,462.47	
MDS Checks Issued	-	-	-	-	-	11,506.37	-	-	11,506.37	
Advice to Debit Account	-	-	-	-	-	67,956.10	-	-	67,956.10	
Working Fund for FAPs	-	-	-	-	-	-	-	-	-	
Cash Disbursement Ceiling (CDC)	-	-	-	-	-	-	-	-	-	
TOTAL CASH DISBURSEMENTS	538,242.61	-	-	538,242.61	73,489,230.18	43,712,101.35	-	2,912,450.57	120,113,782.10	
NON-CASH DISBURSEMENTS	-	-	-	-	7,248,275.96	2,648,604.73	-	113,190.48	10,010,071.17	
Tax Remittance Advices Issued (TRA)	-	-	-	-	7,248,275.96	2,648,604.73	-	113,190.48	10,010,071.17	
Non-Cash Availment Authority (NCAA)	-	-	-	-	-	-	-	-	-	
Disbursements effected through outright deductions from claims (please specify...)	-	-	-	-	-	-	-	-	-	
Overpayment of expenses(e.g. personnel benefits)	-	-	-	-	-	-	-	-	-	
Restitution for loss of government property	-	-	-	-	-	-	-	-	-	
Liquidated damages and similar claims	-	-	-	-	-	-	-	-	-	
Others(TEF, BTr-Documentary Stamp Tax, etc.)	-	-	-	-	-	-	-	-	-	
TOTAL NON-CASH DISBURSEMENTS	-	-	-	-	7,248,275.96	2,648,604.73	-	113,190.48	10,010,071.17	
GRAND TOTAL	538,242.61	-	-	538,242.61	80,737,506.14	46,360,706.08	-	3,025,641.05	130,123,853.27	

MONTHLY REPORT OF DISBURSEMENTS
For the month of January 2025

Department: Department of Budget and Management (DBM)
Agency/Entity: Office of the Secretary
Operating Unit: ALL
Organization Code (UACS): ALL
Fund Cluster: 01 - Regular Agency Fund

SUMMARY


Particulars (1)	Previous Report (2)	This Month (3)	As at Date (4)
Total Disbursement Authorities Received		138,851,917.58	138,851,917.58
NCA		128,841,846.41	128,841,846.41
NTA			-
Working Fund			-
TRA		10,010,071.17	10,010,071.17
CDC			-
NCAA			-
Others (CDT, BTr Docs Stamp, etc.)			-
Less: Notice of Transfer of Allocations (NTA)* issued			-
Add: Balance from Previous Month			-
Total Disbursement Authorities Available		138,851,917.58	138,851,917.58
Less:			
Lapsed NCA			-
Disbursements		130,123,853.27	130,123,853.27
Less: Other Non-Cash Disbursements			-
Disbursements effected through outright deductions from claims			-
Overpayment of expenses(e.g. personnel benefits)			-
Restitution for loss of government property			-
Liquidated damages and similar claims			-
Others (e.g. TEF, BTr, Docs Stamp, etc.)			-
Add/Less: Adjustments (e.g. cancelled/staled checks)			-
Balance of Disbursement Authorities as at date		8,728,064.31	8,728,064.31
Total Disbursements Program		131,954,894.40	131,954,894.40
Less: *Actual Disbursements		130,123,853.27	130,123,853.27
(Over)/Under spending		1,831,041.13	1,831,041.13

Notes: * The use of NTA is discouraged
Notes: ** Amounts should tally with the grand total disbursement (column 27).


Certified Correct:


JEFFREY D.M. GALARPE
Chief Accountant

Recommending Approval By:


DANTE B. DE CHAVEZ
Director IV, FS

Approved By:


RAMON VICENTE B. ASUNCION
Assistant Secretary