

**MONTHLY REPORT OF DISBURSEMENTS**  
For the month of March 2024

**Department:** Department of Budget and Management (DBM)  
**Agency/Entity:** Office of the Secretary  
**Operating Unit:** ALL  
**Organization Code (UACS):** ALL  
**Fund Cluster:** 01 - Regular Agency Fund

Particulars	Current Year Budget				
	PS	MOOE	FinEx	CO	TOTAL
1	2	3	4	5	6=(2+3+4+5)
<b>CASH DISBURSEMENTS</b>	71,561,242.00	37,466,268.73	-	1,682,541.78	110,710,052.51
Notice of Cash Allocation (NCA)	71,561,242.00	37,466,268.73	-	-	109,027,510.73
MDS Checks Issued	3,275,213.20	4,001,610.51	-	-	7,276,823.71
Advice to Debit Account	68,286,028.80	33,464,658.22	-	-	101,750,687.02
Notice of Transfer Allocations (NTA)	-	-	-	1,682,541.78	1,682,541.78
MDS Checks Issued	-	-	-	1,682,541.78	1,682,541.78
Advice to Debit Account	-	-	-	-	-
Working Fund for FAPs	-	-	-	-	-
Cash Disbursement Ceiling (CDC)	-	-	-	-	-
<b>TOTAL CASH DISBURSEMENTS</b>	71,561,242.00	37,466,268.73	-	1,682,541.78	110,710,052.51
<b>NON-CASH DISBURSEMENTS</b>	6,770,965.61	1,215,250.34	-	95,238.22	8,081,454.17
Tax Remittance Advices Issued (TRA)	6,770,965.61	1,215,034.77	-	95,238.22	8,081,238.60
Non-Cash Availment Authority (NCAA)	-	-	-	-	-
Disbursements effected through outright deductions from claims (please specify...)	-	215.57	-	-	215.57
Overpayment of expenses(e.g. personnel benefits)	-	-	-	-	-
Restitution for loss of government property	-	-	-	-	-
Liquidated damages and similar claims	-	215.57	-	-	215.57
Others(TEF, BTr-Documentary Stamp Tax, etc.)	-	-	-	-	-
<b>TOTAL NON-CASH DISBURSEMENTS</b>	6,770,965.61	1,215,250.34	-	95,238.22	8,081,454.17
<b>GRAND TOTAL</b>	78,332,207.61	38,681,519.07	-	1,777,780.00	118,791,506.68

**MONTHLY REPORT OF DISBURSEMENTS**  
For the month of March 2024

Department: Department of Budget and Management (DBM)  
 Agency/Entity: Office of the Secretary  
 Operating Unit: ALL  
 Organization Code (UACS): ALL  
 Fund Cluster: 01 - Regular Agency Fund

Particulars	Prior Year's Budget											SUB-TOTAL
	Prior Year's Accounts Payable					Current Year's Accounts Payable					TOTAL	
	PS	MOOE	FinEx	CO	Sub-Total	PS	MOOE	FinEx	CO	Sub-Total	17=(11+16)	
1	7	8	9	10	11=(7+8+9+10)	12	13	14	15	16=(12+13+14+15)	17=(11+16)	18=(6+17)
CASH DISBURSEMENTS	119,128.75	17,567,421.36	-	-	17,686,550.11	1,193,595.77	1,941,234.51	-	-	3,134,830.28	20,821,380.39	131,531,432.90
Notice of Cash Allocation (NCA)	119,128.75	17,567,421.36	-	-	17,686,550.11	1,193,595.77	1,941,234.51	-	-	3,134,830.28	20,821,380.39	129,848,891.12
MDS Checks Issued	-	276,395.60	-	-	276,395.60	-	322,440.00	-	-	322,440.00	598,835.60	7,875,659.31
Advice to Debit Account	119,128.75	17,291,025.76	-	-	17,410,154.51	1,193,595.77	1,618,794.51	-	-	2,812,390.28	20,222,544.79	121,973,231.81
Notice of Transfer Allocations (NTA)	-	-	-	-	-	-	-	-	-	-	-	1,682,541.78
MDS Checks Issued	-	-	-	-	-	-	-	-	-	-	-	1,682,541.78
Advice to Debit Account	-	-	-	-	-	-	-	-	-	-	-	-
Working Fund for FAPs	-	-	-	-	-	-	-	-	-	-	-	-
Cash Disbursement Ceiling (CDC)	-	-	-	-	-	-	-	-	-	-	-	-
<b>TOTAL CASH DISBURSEMENTS</b>	<b>119,128.75</b>	<b>17,567,421.36</b>	<b>-</b>	<b>-</b>	<b>17,686,550.11</b>	<b>1,193,595.77</b>	<b>1,941,234.51</b>	<b>-</b>	<b>-</b>	<b>3,134,830.28</b>	<b>20,821,380.39</b>	<b>131,531,432.90</b>
NON-CASH DISBURSEMENTS	-	818,576.00	-	-	818,576.00	179,764.57	40,289.45	-	-	220,054.02	1,038,630.02	9,120,084.19
Tax Remittance Advices Issued (TRA)	-	818,576.00	-	-	818,576.00	179,764.57	40,289.45	-	-	220,054.02	1,038,630.02	9,119,868.62
Non-Cash Availment Authority (NCAA)	-	-	-	-	-	-	-	-	-	-	-	-
Disbursements effected through outright deductions from claims (please specify...)	-	-	-	-	-	-	-	-	-	-	-	215.57
Overpayment of expenses(e.g. personnel benefits)	-	-	-	-	-	-	-	-	-	-	-	-
Restitution for loss of government property	-	-	-	-	-	-	-	-	-	-	-	-
Liquidated damages and similar claims	-	-	-	-	-	-	-	-	-	-	-	215.57
Others(TEF, BTr-Documentary Stamp Tax, etc.)	-	-	-	-	-	-	-	-	-	-	-	-
<b>TOTAL NON-CASH DISBURSEMENTS</b>	<b>-</b>	<b>818,576.00</b>	<b>-</b>	<b>-</b>	<b>818,576.00</b>	<b>179,764.57</b>	<b>40,289.45</b>	<b>-</b>	<b>-</b>	<b>220,054.02</b>	<b>1,038,630.02</b>	<b>9,120,084.19</b>
<b>GRAND TOTAL</b>	<b>119,128.75</b>	<b>18,385,997.36</b>	<b>-</b>	<b>-</b>	<b>18,505,126.11</b>	<b>1,373,360.34</b>	<b>1,981,523.96</b>	<b>-</b>	<b>-</b>	<b>3,354,884.30</b>	<b>21,860,010.41</b>	<b>140,651,517.09</b>

**MONTHLY REPORT OF DISBURSEMENTS**  
For the month of March 2024

Department: Department of Budget and Management (DBM)  
 Agency/Entity: Office of the Secretary  
 Operating Unit: ALL  
 Organization Code (UACS): ALL  
 Fund Cluster: 01 - Regular Agency Fund

Particulars	Trust Liabilities				Grand Total					Remarks
	PS	MOOE	CO	TOTAL	PS	MOOE	FinEx	CO	TOTAL	
1	19	20	21	22=(19+20+21)	23	24	25	26	27=(23+24+25+26)	28
CASH DISBURSEMENTS	1,742,333.22	-	-	1,742,333.22	74,616,299.74	56,974,924.60	-	1,682,541.78	133,273,766.12	
Notice of Cash Allocation (NCA)	1,742,333.22	-	-	1,742,333.22	74,616,299.74	56,974,924.60	-	-	131,591,224.34	
MDS Checks Issued	-	-	-	-	3,275,213.20	4,600,446.11	-	-	7,875,659.31	
Advice to Debit Account	1,742,333.22	-	-	1,742,333.22	71,341,086.54	52,374,478.49	-	-	123,715,565.03	
Notice of Transfer Allocations (NTA)	-	-	-	-	-	-	-	1,682,541.78	1,682,541.78	
MDS Checks Issued	-	-	-	-	-	-	-	1,682,541.78	1,682,541.78	
Advice to Debit Account	-	-	-	-	-	-	-	-	-	
Working Fund for FAPs	-	-	-	-	-	-	-	-	-	
Cash Disbursement Ceiling (CDC)	-	-	-	-	-	-	-	-	-	
<b>TOTAL CASH DISBURSEMENTS</b>	<b>1,742,333.22</b>	<b>-</b>	<b>-</b>	<b>1,742,333.22</b>	<b>74,616,299.74</b>	<b>56,974,924.60</b>	<b>-</b>	<b>1,682,541.78</b>	<b>133,273,766.12</b>	
NON-CASH DISBURSEMENTS	-	-	-	215.57	6,950,730.18	2,074,115.79	-	95,453.79	9,120,084.19	
Tax Remittance Advices Issued (TRA)	-	-	-	-	6,950,730.18	2,073,900.22	-	95,238.22	9,119,868.62	
Non-Cash Availment Authority (NCAA)	-	-	-	-	-	-	-	-	-	
Disbursements effected through outright deductions from claims (please specify...)	-	-	-	215.57	-	215.57	-	-	215.57	
Overpayment of expenses(e.g. personnel benefits)	-	-	-	-	-	-	-	-	-	
Restitution for loss of government property	-	-	-	-	-	-	-	-	-	
Liquidated damages and similar claims	-	-	-	215.57	-	215.57	-	-	215.57	
Others(TEF, BTr-Documentary Stamp Tax, etc.)	-	-	-	-	-	-	-	-	-	
<b>TOTAL NON-CASH DISBURSEMENTS</b>	<b>-</b>	<b>-</b>	<b>-</b>	<b>215.57</b>	<b>6,950,730.18</b>	<b>2,074,115.79</b>	<b>-</b>	<b>95,238.22</b>	<b>9,120,084.19</b>	
<b>GRAND TOTAL</b>	<b>1,742,333.22</b>	<b>-</b>	<b>-</b>	<b>1,742,548.79</b>	<b>81,567,029.92</b>	<b>59,049,040.39</b>	<b>-</b>	<b>1,777,780.00</b>	<b>142,393,850.31</b>	

**MONTHLY REPORT OF DISBURSEMENTS**  
For the month of March 2024


Department: Department of Budget and Management (DBM)  
 Agency/Entity: Office of the Secretary  
 Operating Unit: ALL  
 Organization Code (UACS): ALL  
 Fund Cluster: 01 - Regular Agency Fund

**SUMMARY**

Particulars (1)	Previous Report (2)	This Month (3)	As at Date (4)
Total Disbursement Authorities Received	414,317,175.82	182,274,213.62	596,591,389.44
NCA	383,280,941.00	170,285,419.00	553,566,360.00
NTA	1,900,000.00	2,868,926.00	4,768,926.00
Working Fund	0.00	0.00	0.00
TRA	29,136,234.82	9,119,868.62	38,256,103.44
CDC	0.00	0.00	0.00
NCAA	0.00	0.00	0.00
Others (CDT, BTr Docs Stamp, etc.)	0.00	0.00	0.00
Less: Notice of Transfer of Allocations (NTA)* issued	1,900,000.00	2,868,926.00	4,768,926.00
Add: Balance from Previous Month	0.00	13,474,228.43	13,474,228.43
Total Disbursement Authorities Available	412,417,175.82	192,879,516.05	605,296,691.87
Less:			
Lapsed NCA Disbursements	0.00	50,486,421.31	50,486,421.31
Less: Other Non-Cash Disbursements	0.00	215.57	215.57
Disbursements effected through outright deductions from claims	0.00	215.57	215.57
Overpayment of expenses(e.g. personnel benefits)	0.00		0.00
Restitution for loss of government property	0.00		0.00
Liquidated damages and similar claims	0.00	215.57	215.57
Others (e.g. TEF, BTr, Docs Stamp, etc.)	0.00		0.00
Add/Less: Adjustments (e.g. cancelled/staled checks)	0.00	540.00	540.00
Balance of Disbursement Authorities as at date	13,474,228.43	(13,474,228.43)	0.00
Total Disbursements Program	561,999,187.06	184,376,292.70	746,375,479.76
Less: *Actual Disbursements	398,942,947.39	142,393,850.31	541,336,797.70
(Over)/Under spending	163,056,239.67	41,982,442.39	205,038,682.06

Notes: \* The use of NTA is discouraged

Notes: \*\* Amounts should tally with the grand total disbursement (column 27).

Certified Correct:   
Digitally signed by  
Lodanie P. Cinco-  
Esconde  
Date: 2024.04.08  
16:31:01 +08'00'

JEFFREY DM. GALARPE

Chief Accountant

Recommending Approval By:



DANTE B. DE CHAVEZ

Director IV, FS

Approved By:



ACHILLES GERARD C. BRAVO

Assistant Secretary

**MONTHLY REPORT OF DISBURSEMENTS**  
**For the month of March 2024**

**Department** : Department of Budget and Management (DBM)  
**Agency/Entity** : Office of the Secretary  
**Operating Unit** : ALL  
**Organization Code (UACS)** : ALL  
**Fund Cluster** : 07 - Trust Receipts

Particulars	Current Year Budget				
	PS	MOOE	FinEx	CO	TOTAL
1	2	3	4	5	6=(2+3+4+5)
CASH DISBURSEMENTS	-	-	-	-	-
Notice of Cash Allocation (NCA)	-	-	-	-	-
MDS Checks Issued	-	-	-	-	-
Advice to Debit Account	-	-	-	-	-
Notice of Transfer Allocations (NTA)	-	-	-	-	-
MDS Checks Issued	-	-	-	-	-
Advice to Debit Account	-	-	-	-	-
Working Fund for FAPs	-	-	-	-	-
Cash Disbursement Ceiling (CDC)	-	-	-	-	-
<b>TOTAL CASH DISBURSEMENTS</b>	-	-	-	-	-
NON-CASH DISBURSEMENTS	-	-	-	-	-
Tax Remittance Advices Issued (TRA)	-	-	-	-	-
Non-Cash Availment Authority (NCAA)	-	-	-	-	-
Disbursements effected through outright deductions from claims (please specify...)	-	-	-	-	-
Overpayment of expenses(e.g. personnel benefits)	-	-	-	-	-
Restitution for loss of government property	-	-	-	-	-
Liquidated damages and similar claims	-	-	-	-	-
Others(TEF, BTr-Documentary Stamp Tax, etc.)	-	-	-	-	-
<b>TOTAL NON-CASH DISBURSEMENTS</b>	-	-	-	-	-
<b>GRAND TOTAL</b>	-	-	-	-	-

**MONTHLY REPORT OF DISBURSEMENTS**  
For the month of March 2024

Department : Department of Budget and Management (DBM)  
 Agency/Entity : Office of the Secretary  
 Operating Unit : ALL  
 Organization Code (UACS) : ALL  
 Fund Cluster : 07 - Trust Receipts

Particulars	Prior Year's Budget											SUB-TOTAL	
	Prior Year's Accounts Payable					Current Year's Accounts Payable					TOTAL		
	PS	MOOE	FinEx	CO	Sub-Total	PS	MOOE	FinEx	CO	Sub-Total			
1	7	8	9	10	11=(7+8+9+10)	12	13	14	15	16=(12+13+14+15)	17=(11+16)	18=(6+17)	
CASH DISBURSEMENTS	-	-	-	-	-	-	-	-	-	-	-	-	-
Notice of Cash Allocation (NCA)	-	-	-	-	-	-	-	-	-	-	-	-	-
MDS Checks Issued	-	-	-	-	-	-	-	-	-	-	-	-	-
Advice to Debit Account	-	-	-	-	-	-	-	-	-	-	-	-	-
Notice of Transfer Allocations (NTA)	-	-	-	-	-	-	-	-	-	-	-	-	-
MDS Checks Issued	-	-	-	-	-	-	-	-	-	-	-	-	-
Advice to Debit Account	-	-	-	-	-	-	-	-	-	-	-	-	-
Working Fund for FAPs	-	-	-	-	-	-	-	-	-	-	-	-	-
Cash Disbursement Ceiling (CDC)	-	-	-	-	-	-	-	-	-	-	-	-	-
<b>TOTAL CASH DISBURSEMENTS</b>	-	-	-	-	-	-	-	-	-	-	-	-	-
NON-CASH DISBURSEMENTS	-	-	-	-	-	-	-	-	-	-	-	-	-
Tax Remittance Advices Issued (TRA)	-	-	-	-	-	-	-	-	-	-	-	-	-
Non-Cash Availment Authority (NCAA)	-	-	-	-	-	-	-	-	-	-	-	-	-
Disbursements effected through outright deductions from claims (please specify...)	-	-	-	-	-	-	-	-	-	-	-	-	-
Overpayment of expenses(e.g. personnel benefits)	-	-	-	-	-	-	-	-	-	-	-	-	-
Restitution for loss of government property	-	-	-	-	-	-	-	-	-	-	-	-	-
Liquidated damages and similar claims	-	-	-	-	-	-	-	-	-	-	-	-	-
Others(TEF, BTR-Documentary Stamp Tax, etc.)	-	-	-	-	-	-	-	-	-	-	-	-	-
<b>TOTAL NON-CASH DISBURSEMENTS</b>	-	-	-	-	-	-	-	-	-	-	-	-	-
<b>GRAND TOTAL</b>	-	-	-	-	-	-	-	-	-	-	-	-	-

**MONTHLY REPORT OF DISBURSEMENTS**  
**For the month of March 2024**

**Department** : Department of Budget and Management (DBM)  
**Agency/Entity** : Office of the Secretary  
**Operating Unit** : ALL  
**Organization Code (UACS)** : ALL  
**Fund Cluster** : 07 - Trust Receipts


Particulars	Trust Liabilities				Grand Total					Remarks
	PS	MOOE	CO	TOTAL	PS	MOOE	FinEx	CO	TOTAL	
1	19	20	21	22=(19+20+21)	23	24	25	26	27=(23+24+25+26)	28
CASH DISBURSEMENTS	-	-	-	-	-	-	-	-	-	-
Notice of Cash Allocation (NCA)	-	-	-	-	-	-	-	-	-	-
MDS Checks Issued	-	-	-	-	-	-	-	-	-	-
Advice to Debit Account	-	-	-	-	-	-	-	-	-	-
Notice of Transfer Allocations (NTA)	-	-	-	-	-	-	-	-	-	-
MDS Checks Issued	-	-	-	-	-	-	-	-	-	-
Advice to Debit Account	-	-	-	-	-	-	-	-	-	-
Working Fund for FAPs	-	-	-	-	-	-	-	-	-	-
Cash Disbursement Ceiling (CDC)	-	-	-	-	-	-	-	-	-	-
<b>TOTAL CASH DISBURSEMENTS</b>	-	-	-	-	-	-	-	-	-	-
NON-CASH DISBURSEMENTS	-	-	-	-	-	-	-	-	-	-
Tax Remittance Advices Issued (TRA)	-	-	-	-	-	-	-	-	-	-
Non-Cash Availment Authority (NCAA)	-	-	-	-	-	-	-	-	-	-
Disbursements effected through outright deductions from claims (please specify...)	-	-	-	-	-	-	-	-	-	-
Overpayment of expenses(e.g. personnel benefits)	-	-	-	-	-	-	-	-	-	-
Restitution for loss of government property	-	-	-	-	-	-	-	-	-	-
Liquidated damages and similar claims	-	-	-	-	-	-	-	-	-	-
Others(TEF, BTr-Documentary Stamp Tax, etc.)	-	-	-	-	-	-	-	-	-	-
<b>TOTAL NON-CASH DISBURSEMENTS</b>	-	-	-	-	-	-	-	-	-	-
<b>GRAND TOTAL</b>	-	-	-	-	-	-	-	-	-	-

**MONTHLY REPORT OF DISBURSEMENTS**  
For the month of March 2024

Department : Department of Budget and Management (DBM)  
 Agency/Entity : Office of the Secretary  
 Operating Unit : ALL  
 Organization Code (UACS) : ALL  
 Fund Cluster : 07 - Trust Receipts


**SUMMARY**

Particulars (1)	Previous Report (2)	This Month (3)	As at Date (4)
Total Disbursement Authorities Received	-	-	-
NCA	-	-	-
NTA	-	-	-
Working Fund	-	-	-
TRA	-	-	-
CDC	-	-	-
NCAA	-	-	-
Less: Notice of Transfer of Allocations (NTA)* issued	-	-	-
Add: Balance from Previous Month	-	-	-
Total Disbursement Authorities Available	-	-	-
Less:	-	-	-
Lapsed NCA	-	-	-
Disbursements	-	-	-
Less: Other Non-Cash Disbursements	-	-	-
Disbursements effected through outright deductions from claims	-	-	-
Overpayment of expenses(e.g. personnel benefits)	-	-	-
Restitution for loss of government property	-	-	-
Liquidated damages and similar claims	-	-	-
Others (e.g. TEF, BTr, Docs Stamp, etc.)	-	-	-
Add/Less: Adjustments (e.g. cancelled/staled checks)	-	-	-
Balance of Disbursement Authorities as at date	-	-	-
<b>Total Disbursements Program</b>	-	-	-
Less: *Actual Disbursements	-	-	-
(Over)/Under spending	-	-	-
<b>Notes: * The use of NTA is discouraged</b>			
<b>Notes: ** Amounts should tally with the grand total disbursement (column 27).</b>			

Certified Correct:   
 Digitally signed by Lodanie P. Cinco-Escobido  
 Date: 2024.04.08  
 16:32:46 +08'00'

JEFFREY D.M. GALARPE  
Chief Accountant

Recommending Approval By:



DANTE B. DE CHAVEZ  
Director IV, FS

Approved By:



ACHILLES GERARD C. BRAVO  
Assistant Secretary

This report was generated using the Unified Reporting System on April 08, 2024 10:05 AM;





REPUBLIC OF THE PHILIPPINES  
DEPARTMENT OF BUDGET AND MANAGEMENT  
GENERAL SOLANO STREET, SAN MIGUEL, MANILA

ANNEX "A"

**MONTHLY REPORT OF DISBURSEMENT**

Fund 01 - Regular Fund

As of March 31, 2024

PERIOD COVERED	NCA Received	Add: Balance from Previous Month	Monthly Available NCA	Tax Remittance Advice (TRA)	Notice of Transfer of Allocation Received			Total Disbursement Authorities Available	Net Disbursements	Other Non-Cash Disbursements	Other Adjustments	Lapsed NCA	Month-End NCA Balance	% of Net Disbursements Vs. Total Disbursement Authorities Available
					Received	Issued	Net							
	(a)	(b)	(c)= a+b	(d)	(e)	(f)	(g)= e-f	(h)= c+d+g	(i)	(j)	(k)	(l)	(m) = h-i+j+k-l	(n) = i ÷ h
January	242,661,031.00	0.00	242,661,031.00	13,579,389.57	0.00		0.00	256,240,420.57	231,056,181.77	0.00	0.00	0.00	25,184,238.80	90.17%
February	140,619,910.00	25,184,238.80	165,804,148.80	15,556,845.25	1,900,000.00	1,900,000.00	0.00	181,360,994.05	167,886,765.62	0.00	0.00	0.00	13,474,228.43	92.57%
March	170,285,419.00	13,474,228.43	183,759,647.43	9,119,868.62	2,868,926.00	2,868,926.00	0.00	192,879,516.05	142,393,850.31	215.57	540.00	50,486,421.31	0.00	73.83%
<b>1st Qtr Balance</b>	<b>553,566,360.00</b>	<b>13,474,228.43</b>	<b>592,224,827.23</b>	<b>38,256,103.44</b>	<b>4,768,926.00</b>	<b>4,768,926.00</b>	<b>0.00</b>	<b>630,480,930.67</b>	<b>541,336,797.70</b>	<b>215.57</b>	<b>540.00</b>	<b>50,486,421.31</b>	<b>0.00</b>	<b>85.86%</b>
<b>Total</b>	<b>553,566,360.00</b>	<b>13,474,228.43</b>	<b>592,224,827.23</b>	<b>38,256,103.44</b>	<b>4,768,926.00</b>	<b>4,768,926.00</b>	<b>0.00</b>	<b>630,480,930.67</b>	<b>541,336,797.70</b>	<b>215.57</b>	<b>540.00</b>	<b>50,486,421.31</b>	<b>0.00</b>	<b>85.86%</b>



REPUBLIC OF THE PHILIPPINES  
DEPARTMENT OF BUDGET AND MANAGEMENT  
GENERAL SOLANO STREET, SAN MIGUEL, MANILA

ANNEX "A-I"

	Month-End NCA Balance as of February 2024	NCA Received for the month of March 2024	NTA Received / (Issued)	TRA	Total Disbursement Authorities Available as of March 31, 2024	Net Disbursements for the month of March 2024	Other Non-Cash Disbursements	Other Adjustments for the month of March 2024	Lapsed NCA	Balance of Disbursement Authorities as at date
	(a)	(b)	(c)	(d)	(e)= a+b+c+d	(f)	(g)	(h)	(i)	(j)= e-f+g+h-i
Central Office	₱ 33,422.64	₱ 134,585,000.00	(₱ 2,868,926.00)	₱ 6,144,818.34	₱ 137,894,314.98	₱ 93,469,046.23	₱ -	₱ -	₱ 44,425,268.75	₱0.00
NCR	₱ 164,784.08	₱ 1,701,000.00	₱ -	₱ 188,481.67	₱ 2,054,265.75	₱ 2,052,507.07	₱ -	₱ -	₱ 1,758.68	₱0.00
RO1	₱ 787,349.75	₱ 2,222,000.00	₱ -	₱ 132,228.97	₱ 3,141,578.72	₱ 2,670,997.58	₱ -	₱ -	₱ 470,581.14	₱0.00
RO2	₱ 2,482,596.13	₱ 1,941,000.00	₱ -	₱ 138,929.79	₱ 4,562,525.92	₱ 2,954,007.45	₱ 215.57	₱ -	₱ 1,608,734.04	₱0.00
CAR	₱ 600,807.56	₱ 2,123,000.00	₱ -	₱ 202,667.75	₱ 2,926,475.31	₱ 2,432,431.56	₱ -	₱ -	₱ 494,043.75	₱0.00
RO3	₱ 827,091.32	₱ 2,767,000.00	₱ -	₱ 215,307.82	₱ 3,809,399.14	₱ 3,779,788.33	₱ -	₱ -	₱ 29,610.81	₱0.00
RO4a	₱ 221,179.49	₱ 2,255,419.00	₱ -	₱ 154,613.02	₱ 2,631,211.51	₱ 2,297,045.90	₱ -	₱ -	₱ 334,165.61	₱0.00
RO4b	₱ 2,344,915.73	₱ 2,336,000.00	₱ -	₱ 269,131.96	₱ 4,950,047.69	₱ 4,173,247.14	₱ -	₱ -	₱ 776,800.55	₱0.00
RO5	₱ 409,810.44	₱ 1,832,000.00	₱ 2,868,926.00	₱ 147,127.59	₱ 5,257,864.03	₱ 5,253,920.43	₱ -	₱ -	₱ 3,943.60	₱0.00
RO6	₱ 628,079.20	₱ 2,153,000.00	₱ -	₱ 139,499.57	₱ 2,920,578.77	₱ 2,504,589.17	₱ -	₱ -	₱ 415,989.60	₱0.00
RO7	₱ 1,250,777.05	₱ 1,948,000.00	₱ -	₱ 177,824.31	₱ 3,376,601.36	₱ 3,374,556.05	₱ -	₱ -	₱ 2,045.31	₱0.00
RO8	₱ 638,234.66	₱ 2,276,000.00	₱ -	₱ 208,170.96	₱ 3,122,405.62	₱ 3,122,443.11	₱ -	₱ 540.00	₱ 502.51	₱0.00
RO9	₱ 905,470.34	₱ 2,245,000.00	₱ -	₱ 150,213.85	₱ 3,300,684.19	₱ 2,377,985.87	₱ -	₱ -	₱ 922,698.32	₱0.00
RO10	₱ 555,510.14	₱ 2,149,000.00	₱ -	₱ 206,047.95	₱ 2,910,558.09	₱ 2,909,550.43	₱ -	₱ -	₱ 1,007.66	₱0.00
RO11	₱ 547,635.53	₱ 2,513,000.00	₱ -	₱ 190,537.44	₱ 3,251,172.97	₱ 2,257,713.26	₱ -	₱ -	₱ 993,459.71	₱0.00
RO12	₱ 671,835.82	₱ 2,758,000.00	₱ -	₱ 200,729.97	₱ 3,630,565.79	₱ 3,630,554.13	₱ -	₱ -	₱ 11.66	₱0.00
RO13	₱ 404,728.55	₱ 2,481,000.00	₱ -	₱ 253,537.66	₱ 3,139,266.21	₱ 3,133,466.60	₱ -	₱ -	₱ 5,799.61	₱0.00
<b>TOTAL</b>	₱ <b>13,474,228.43</b>	₱ <b>170,285,419.00</b>	₱ <b>-</b>	₱ <b>9,119,868.62</b>	₱ <b>192,879,516.05</b>	₱ <b>142,393,850.31</b>	₱ <b>215.57</b>	₱ <b>540.00</b>	₱ <b>50,486,421.31</b>	₱ <b>0.00</b>