



REPUBLIC OF THE PHILIPPINES  
DEPARTMENT OF BUDGET AND MANAGEMENT  
GENERAL SOLANO STREET, SAN MIGUEL, MANILA

ANNEX "A"

**MONTHLY REPORT OF DISBURSEMENT**

Fund 01 - Regular Fund  
As of July 31, 2024

PERIOD COVERED	NCA Received	Add: Balance from Previous Month	Monthly Available NCA	Tax Remittance Advice (TRA)	Notice of Transfer of Allocation Received			Total Disbursement Authorities Available	Net Disbursements	Other Non-Cash Disbursements	Other Adjustments	Lapsed NCA	Month-End NCA Balance	% of Net Disbursements Vs. Total Disbursement Authorities Available
					Received	Issued	Net							
	(a)	(b)	(c)= a+b	(d)	(e)	(f)	(g)= e-f	(h)= c+d+g	(i)	(j)	(k)	(l)	(m) = h-i+j+k-l	(n) = i ÷ h
January	242,661,031.00	0.00	242,661,031.00	13,579,389.57	0.00	0.00	0.00	256,240,420.57	231,056,181.77	0.00	0.00	0.00	25,184,238.80	90.17%
February	140,619,910.00	25,184,238.80	165,804,148.80	15,556,845.25	1,900,000.00	1,900,000.00	0.00	181,360,994.05	167,886,765.62	0.00	0.00	0.00	13,474,228.43	92.57%
March	170,285,419.00	13,474,228.43	183,759,647.43	9,119,868.62	2,868,926.00	2,868,926.00	0.00	192,879,516.05	142,393,850.31	215.57	540.00	50,486,421.31	0.00	73.83%
<b>1st Qtr Balance</b>	<b>553,566,360.00</b>	<b>38,658,467.23</b>	<b>592,224,827.23</b>	<b>38,256,103.44</b>	<b>4,768,926.00</b>	<b>4,768,926.00</b>	<b>0.00</b>	<b>591,822,463.44</b>	<b>541,336,797.70</b>	<b>215.57</b>	<b>540.00</b>	<b>50,486,421.31</b>	<b>0.00</b>	<b>91.47%</b>
April	473,060,625.00	0.00	473,060,625.00	9,676,631.92	0.00	0.00	0.00	482,737,256.92	130,955,887.18	0.00	0.00	0.00	351,781,369.74	27.13%
May	205,239,963.00	351,781,369.74	557,021,332.74	11,400,979.81	0.00	0.00	0.00	568,422,312.55	220,500,788.59	0.00	287,874.00	0.00	348,209,397.96	38.79%
June	192,285,747.00	348,209,397.96	540,495,144.96	10,295,422.16	0.00	0.00	0.00	550,790,567.12	150,296,853.65	110.27	( 12,162.69)	400,481,661.05	0.00	27.29%
<b>2nd Qtr Balance</b>	<b>870,586,335.00</b>	<b>699,990,767.70</b>	<b>1,570,577,102.70</b>	<b>31,373,033.89</b>	<b>0.00</b>	<b>0.00</b>	<b>0.00</b>	<b>901,959,368.89</b>	<b>501,753,529.42</b>	<b>110.27</b>	<b>275,711.31</b>	<b>400,481,661.05</b>	<b>0.00</b>	<b>55.63%</b>
July	117,856,000.00	0.00	117,856,000.00	8,909,264.58	0.00	0.00	0.00	126,765,264.58	108,514,813.76	0.00	0.00	0.00	18,250,450.82	85.60%
<b>3rd Qtr Balance</b>	<b>117,856,000.00</b>	<b>0.00</b>	<b>117,856,000.00</b>	<b>8,909,264.58</b>	<b>0.00</b>	<b>0.00</b>	<b>0.00</b>	<b>126,765,264.58</b>	<b>108,514,813.76</b>	<b>0.00</b>	<b>0.00</b>	<b>0.00</b>	<b>18,250,450.82</b>	<b>85.60%</b>
<b>Total</b>	<b>1,542,008,695.00</b>	<b>738,649,234.93</b>	<b>2,280,657,929.93</b>	<b>78,538,401.91</b>	<b>4,768,926.00</b>	<b>4,768,926.00</b>	<b>0.00</b>	<b>1,620,547,096.91</b>	<b>1,151,605,140.88</b>	<b>325.84</b>	<b>276,251.31</b>	<b>450,968,082.36</b>	<b>18,250,450.82</b>	<b>71.06%</b>



REPUBLIC OF THE PHILIPPINES  
DEPARTMENT OF BUDGET AND MANAGEMENT  
GENERAL SOLANO STREET, SAN MIGUEL, MANILA

ANNEX "A-I"

	Month-End NCA Balance as of June 2024	NCA Received for the month of July 2024	NTA Received / (Issued)	TRA	Total Disbursement Authorities Available as of July 31, 2024	Net Disbursements for the month of July 2024	Other Non-Cash Disbursements	Other Adjustments for the month of July 2024	Lapsed NCA	Balance of Disbursement Authorities as at date
	(a)	(b)	(c)	(d)	(e)= a+b+c+d	(f)	(g)	(h)	(i)	(j)= e-f+g+h-i
Central Office	₱ -	₱ 75,286,000.00	₱ -	₱ 6,060,215.04	₱ 81,346,215.04	₱ 72,393,612.50	₱ -	₱ -	₱ -	₱ 8,952,602.54
NCR	₱ -	₱ 1,910,000.00	₱ -	₱ 157,065.40	₱ 2,067,065.40	₱ 1,741,249.43	₱ -	₱ -	₱ -	₱ 325,815.97
RO1	₱ -	₱ 2,243,000.00	₱ -	₱ 120,548.21	₱ 2,363,548.21	₱ 1,838,950.79	₱ -	₱ -	₱ -	₱ 524,597.42
RO2	₱ -	₱ 1,945,000.00	₱ -	₱ 86,947.28	₱ 2,031,947.28	₱ 1,545,147.25	₱ -	₱ -	₱ -	₱ 486,800.03
CAR	₱ -	₱ 3,795,000.00	₱ -	₱ 207,802.23	₱ 4,002,802.23	₱ 2,378,808.70	₱ -	₱ -	₱ -	₱ 1,623,993.53
RO3	₱ -	₱ 2,990,000.00	₱ -	₱ 183,406.86	₱ 3,173,406.86	₱ 2,561,687.63	₱ -	₱ -	₱ -	₱ 611,719.23
RO4a	₱ -	₱ 1,630,000.00	₱ -	₱ 170,121.78	₱ 1,800,121.78	₱ 1,692,972.87	₱ -	₱ -	₱ -	₱ 107,148.91
RO4b	₱ -	₱ 2,397,000.00	₱ -	₱ 188,344.70	₱ 2,585,344.70	₱ 2,485,100.06	₱ -	₱ -	₱ -	₱ 100,244.64
RO5	₱ -	₱ 2,108,000.00	₱ -	₱ 161,934.42	₱ 2,269,934.42	₱ 1,628,479.73	₱ -	₱ -	₱ -	₱ 641,454.69
RO6	₱ -	₱ 2,462,000.00	₱ -	₱ 157,543.12	₱ 2,619,543.12	₱ 2,362,757.86	₱ -	₱ -	₱ -	₱ 256,785.26
RO7	₱ -	₱ 2,670,000.00	₱ -	₱ 165,486.65	₱ 2,835,486.65	₱ 2,289,430.56	₱ -	₱ -	₱ -	₱ 546,056.09
RO8	₱ -	₱ 2,428,000.00	₱ -	₱ 214,992.56	₱ 2,642,992.56	₱ 2,397,367.67	₱ -	₱ -	₱ -	₱ 245,624.89
RO9	₱ -	₱ 2,794,000.00	₱ -	₱ 148,148.88	₱ 2,942,148.88	₱ 1,842,425.37	₱ -	₱ -	₱ -	₱ 1,099,723.51
RO10	₱ -	₱ 2,148,000.00	₱ -	₱ 184,869.38	₱ 2,332,869.38	₱ 2,086,708.23	₱ -	₱ -	₱ -	₱ 246,161.15
RO11	₱ -	₱ 5,601,000.00	₱ -	₱ 305,443.71	₱ 5,906,443.71	₱ 4,070,803.56	₱ -	₱ -	₱ -	₱ 1,835,640.15
RO12	₱ -	₱ 2,539,000.00	₱ -	₱ 181,908.56	₱ 2,720,908.56	₱ 2,545,602.60	₱ -	₱ -	₱ -	₱ 175,305.96
RO13	₱ -	₱ 2,910,000.00	₱ -	₱ 214,485.80	₱ 3,124,485.80	₱ 2,653,708.95	₱ -	₱ -	₱ -	₱ 470,776.85
<b>TOTAL</b>	₱ -	₱ <b>117,856,000.00</b>	₱ -	₱ <b>8,909,264.58</b>	₱ <b>126,765,264.58</b>	₱ <b>108,514,813.76</b>	₱ -	₱ -	₱ -	₱ <b>18,250,450.82</b>



REPUBLIC OF THE PHILIPPINES  
DEPARTMENT OF BUDGET AND MANAGEMENT  
GENERAL SOLANO STREET, SAN MIGUEL, MANILA

ANNEX "B"

**MONTHLY REPORT OF DISBURSEMENT**

Fund 07 - Trust Receipts  
As of July 31, 2024

PERIOD COVERED	NCA Received	Add: Balance from Previous Month	Monthly Available NCA	Tax Remittance Advice (TRA)	Notice of Transfer of Allocation Received			Total Disbursement Authorities Available	Net Disbursements	Other Adjustments	Lapsed NCA	Month-End NCA Balance	% of Net Disbursements Vs. Total Disbursement Authorities Available
					Received	Issued	Net						
	(a)	(b)	(c)= a+b	(d)	(e)	(f)	(g)= e-f	(h)= c+d+g	(i)	(j)	(k)	(l) = h-i+j-k	(m) = i ÷ h
January	₱ -	₱ -	₱ -	₱ -	₱ -	₱ -	₱ -	₱ -	₱ -	₱ -	₱ -	₱ -	0.00%
February	₱ -	₱ -	₱ -	₱ -	₱ -	₱ -	₱ -	₱ -	₱ -	₱ -	₱ -	₱ -	0.00%
March	₱ -	₱ -	₱ -	₱ -	₱ -	₱ -	₱ -	₱ -	₱ -	₱ -	₱ -	₱ -	0.00%
<b>1st Qtr Balance</b>	₱ -	₱ -	₱ -	₱ -	₱ -	₱ -	₱ -	₱ -	₱ -	₱ -	₱ -	₱ -	0.00%
April	₱ 1,894,315.00	₱ -	₱ 1,894,315.00	₱ -	₱ -	₱ -	₱ -	₱ 1,894,315.00	₱ 651,957.50	₱ -	₱ -	₱ 1,242,357.50	34.42%
May	₱ -	₱ 1,242,357.50	₱ 1,242,357.50	₱ -	₱ -	₱ -	₱ -	₱ 1,242,357.50	₱ 1,242,356.61	₱ -	₱ -	₱ 0.89	100.00%
June	₱ 128,086.00	₱ 0.89	₱ 128,086.89	₱ -	₱ -	₱ -	₱ -	₱ 128,086.89	₱ 128,086.00	₱ -	₱ 0.89	(₱ 0.00)	100.00%
<b>2nd Qtr Balance</b>	₱ 2,022,401.00	₱ 1,242,358.39	₱ 3,264,759.39	₱ -	₱ -	₱ -	₱ -	₱ 2,022,401.00	₱ 2,022,400.11	₱ -	₱ 0.89	(₱ 0.00)	100.00%
July	₱ -	₱ -	₱ -	₱ -	₱ -	₱ -	₱ -	₱ -	₱ -	₱ -	₱ -	₱ -	0.00%
<b>3rd Qtr Balance</b>	₱ -	₱ -	₱ -	₱ -	₱ -	₱ -	₱ -	₱ -	₱ -	₱ -	₱ -	₱ -	0.00%
<b>Total</b>	₱ 2,022,401.00	₱ 1,242,358.39	₱ 3,264,759.39	₱ -	₱ -	₱ -	₱ -	₱ 2,022,401.00	₱ 2,022,400.11	₱ -	₱ 0.89	(₱ 0.00)	100%



REPUBLIC OF THE PHILIPPINES  
DEPARTMENT OF BUDGET AND MANAGEMENT  
GENERAL SOLANO STREET, SAN MIGUEL, MANILA

ANNEX "B-I"

	Month-End NCA Balance as of June 2024	NCA Received for the month of July 2024	NTA Received / (Issued)	TRA	Total Disbursement Authorities Available as of July 31, 2024	Net Disbursements for the month of July 2024	Other Non-Cash Disbursements	Other Adjustments for the month of July 2024	Lapsed NCA	Balance of Disbursement Authorities as at date
	(a)	(b)	(c)	(d)	(e)= a+b+c+d	(f)	(g)	(h)	(i)	(j)= e-f+g+h-i
Central Office	₱ -	₱ -	₱ -	₱ -	₱ -	₱ -	₱ -	₱ -	₱ -	₱ -
NCR	₱ -	₱ -	₱ -	₱ -	₱ -	₱ -	₱ -	₱ -	₱ -	₱ -
RO1	₱ -	₱ -	₱ -	₱ -	₱ -	₱ -	₱ -	₱ -	₱ -	₱ -
RO2	₱ -	₱ -	₱ -	₱ -	₱ -	₱ -	₱ -	₱ -	₱ -	₱ -
CAR	₱ -	₱ -	₱ -	₱ -	₱ -	₱ -	₱ -	₱ -	₱ -	₱ -
RO3	₱ -	₱ -	₱ -	₱ -	₱ -	₱ -	₱ -	₱ -	₱ -	₱ -
RO4a	₱ -	₱ -	₱ -	₱ -	₱ -	₱ -	₱ -	₱ -	₱ -	₱ -
RO4b	₱ -	₱ -	₱ -	₱ -	₱ -	₱ -	₱ -	₱ -	₱ -	₱ -
RO5	₱ -	₱ -	₱ -	₱ -	₱ -	₱ -	₱ -	₱ -	₱ -	₱ -
RO6	₱ -	₱ -	₱ -	₱ -	₱ -	₱ -	₱ -	₱ -	₱ -	₱ -
RO7	₱ -	₱ -	₱ -	₱ -	₱ -	₱ -	₱ -	₱ -	₱ -	₱ -
RO8	₱ -	₱ -	₱ -	₱ -	₱ -	₱ -	₱ -	₱ -	₱ -	₱ -
RO9	₱ -	₱ -	₱ -	₱ -	₱ -	₱ -	₱ -	₱ -	₱ -	₱ -
RO10	₱ -	₱ -	₱ -	₱ -	₱ -	₱ -	₱ -	₱ -	₱ -	₱ -
RO11	₱ -	₱ -	₱ -	₱ -	₱ -	₱ -	₱ -	₱ -	₱ -	₱ -
RO12	₱ -	₱ -	₱ -	₱ -	₱ -	₱ -	₱ -	₱ -	₱ -	₱ -
RO13	₱ -	₱ -	₱ -	₱ -	₱ -	₱ -	₱ -	₱ -	₱ -	₱ -
<b>TOTAL</b>	₱ -	₱ -	₱ -	₱ -	₱ -	₱ -	₱ -	₱ -	₱ -	₱ -



REPUBLIC OF THE PHILIPPINES  
DEPARTMENT OF BUDGET AND MANAGEMENT  
GENERAL SOLANO STREET, SAN MIGUEL, MANILA

ANNEX "A"

**MONTHLY REPORT OF DISBURSEMENT**

Fund 01 - Regular Fund

As of July 31, 2024

PERIOD COVERED	NCA Received	Add: Balance from Previous Month	Monthly Available NCA	Tax Remittance Advice (TRA)	Notice of Transfer of Allocation Received			Total Disbursement Authorities Available	Net Disbursements	Other Non-Cash Disbursements	Other Adjustments	Lapsed NCA	Month-End NCA Balance	% of Net Disbursements Vs. Total Disbursement Authorities Available
					Received	Issued	Net							
	(a)	(b)	(c)= a+b	(d)	(e)	(f)	(g)= e-f	(h)= c+d+g	(i)	(j)	(k)	(l)	(m) = h-i+j+k-l	(n) = i ÷ h
January	242,661,031.00	0.00	242,661,031.00	13,579,389.57	0.00	0.00	0.00	256,240,420.57	231,056,181.77	0.00	0.00	0.00	25,184,238.80	90.17%
February	140,619,910.00	25,184,238.80	165,804,148.80	15,556,845.25	1,900,000.00	1,900,000.00	0.00	181,360,994.05	167,886,765.62	0.00	0.00	0.00	13,474,228.43	92.57%
March	170,285,419.00	13,474,228.43	183,759,647.43	9,119,868.62	2,868,926.00	2,868,926.00	0.00	192,879,516.05	142,393,850.31	215.57	540.00	50,486,421.31	0.00	73.83%
<b>1st Qtr Balance</b>	<b>553,566,360.00</b>	<b>38,658,467.23</b>	<b>592,224,827.23</b>	<b>38,256,103.44</b>	<b>4,768,926.00</b>	<b>4,768,926.00</b>	<b>0.00</b>	<b>591,822,463.44</b>	<b>541,336,797.70</b>	<b>215.57</b>	<b>540.00</b>	<b>50,486,421.31</b>	<b>0.00</b>	<b>91.47%</b>
April	473,060,625.00	0.00	473,060,625.00	9,676,631.92	0.00	0.00	0.00	482,737,256.92	130,955,887.18	0.00	0.00	0.00	351,781,369.74	27.13%
May	205,239,963.00	351,781,369.74	557,021,332.74	11,400,979.81	0.00	0.00	0.00	568,422,312.55	220,500,788.59	0.00	287,874.00	0.00	348,209,397.96	38.79%
June	192,285,747.00	348,209,397.96	540,495,144.96	10,295,422.16	0.00	0.00	0.00	550,790,567.12	150,296,853.65	110.27	( 12,162.69)	400,481,661.05	0.00	27.29%
<b>2nd Qtr Balance</b>	<b>870,586,335.00</b>	<b>699,990,767.70</b>	<b>1,570,577,102.70</b>	<b>31,373,033.89</b>	<b>0.00</b>	<b>0.00</b>	<b>0.00</b>	<b>901,959,368.89</b>	<b>501,753,529.42</b>	<b>110.27</b>	<b>275,711.31</b>	<b>400,481,661.05</b>	<b>0.00</b>	<b>55.63%</b>
July	117,856,000.00	0.00	117,856,000.00	8,909,264.58	0.00	0.00	0.00	126,765,264.58	108,514,813.76	0.00	0.00	0.00	18,250,450.82	85.60%
<b>3rd Qtr Balance</b>	<b>117,856,000.00</b>	<b>0.00</b>	<b>117,856,000.00</b>	<b>8,909,264.58</b>	<b>0.00</b>	<b>0.00</b>	<b>0.00</b>	<b>126,765,264.58</b>	<b>108,514,813.76</b>	<b>0.00</b>	<b>0.00</b>	<b>0.00</b>	<b>18,250,450.82</b>	<b>85.60%</b>
<b>Total</b>	<b>1,542,008,695.00</b>	<b>738,649,234.93</b>	<b>2,280,657,929.93</b>	<b>78,538,401.91</b>	<b>4,768,926.00</b>	<b>4,768,926.00</b>	<b>0.00</b>	<b>1,620,547,096.91</b>	<b>1,151,605,140.88</b>	<b>325.84</b>	<b>276,251.31</b>	<b>450,968,082.36</b>	<b>18,250,450.82</b>	<b>71.06%</b>



REPUBLIC OF THE PHILIPPINES  
DEPARTMENT OF BUDGET AND MANAGEMENT  
GENERAL SOLANO STREET, SAN MIGUEL, MANILA

ANNEX "A-I"

	Month-End NCA Balance as of June 2024	NCA Received for the month of July 2024	NTA Received / (Issued)	TRA	Total Disbursement Authorities Available as of July 31, 2024	Net Disbursements for the month of July 2024	Other Non-Cash Disbursements	Other Adjustments for the month of July 2024	Lapsed NCA	Balance of Disbursement Authorities as at date
	(a)	(b)	(c)	(d)	(e)= a+b+c+d	(f)	(g)	(h)	(i)	(j)= e-f+g+h-i
Central Office	₱ -	₱ 75,286,000.00	₱ -	₱ 6,060,215.04	₱ 81,346,215.04	₱ 72,393,612.50	₱ -	₱ -	₱ -	₱ 8,952,602.54
NCR	₱ -	₱ 1,910,000.00	₱ -	₱ 157,065.40	₱ 2,067,065.40	₱ 1,741,249.43	₱ -	₱ -	₱ -	₱ 325,815.97
RO1	₱ -	₱ 2,243,000.00	₱ -	₱ 120,548.21	₱ 2,363,548.21	₱ 1,838,950.79	₱ -	₱ -	₱ -	₱ 524,597.42
RO2	₱ -	₱ 1,945,000.00	₱ -	₱ 86,947.28	₱ 2,031,947.28	₱ 1,545,147.25	₱ -	₱ -	₱ -	₱ 486,800.03
CAR	₱ -	₱ 3,795,000.00	₱ -	₱ 207,802.23	₱ 4,002,802.23	₱ 2,378,808.70	₱ -	₱ -	₱ -	₱ 1,623,993.53
RO3	₱ -	₱ 2,990,000.00	₱ -	₱ 183,406.86	₱ 3,173,406.86	₱ 2,561,687.63	₱ -	₱ -	₱ -	₱ 611,719.23
RO4a	₱ -	₱ 1,630,000.00	₱ -	₱ 170,121.78	₱ 1,800,121.78	₱ 1,692,972.87	₱ -	₱ -	₱ -	₱ 107,148.91
RO4b	₱ -	₱ 2,397,000.00	₱ -	₱ 188,344.70	₱ 2,585,344.70	₱ 2,485,100.06	₱ -	₱ -	₱ -	₱ 100,244.64
RO5	₱ -	₱ 2,108,000.00	₱ -	₱ 161,934.42	₱ 2,269,934.42	₱ 1,628,479.73	₱ -	₱ -	₱ -	₱ 641,454.69
RO6	₱ -	₱ 2,462,000.00	₱ -	₱ 157,543.12	₱ 2,619,543.12	₱ 2,362,757.86	₱ -	₱ -	₱ -	₱ 256,785.26
RO7	₱ -	₱ 2,670,000.00	₱ -	₱ 165,486.65	₱ 2,835,486.65	₱ 2,289,430.56	₱ -	₱ -	₱ -	₱ 546,056.09
RO8	₱ -	₱ 2,428,000.00	₱ -	₱ 214,992.56	₱ 2,642,992.56	₱ 2,397,367.67	₱ -	₱ -	₱ -	₱ 245,624.89
RO9	₱ -	₱ 2,794,000.00	₱ -	₱ 148,148.88	₱ 2,942,148.88	₱ 1,842,425.37	₱ -	₱ -	₱ -	₱ 1,099,723.51
RO10	₱ -	₱ 2,148,000.00	₱ -	₱ 184,869.38	₱ 2,332,869.38	₱ 2,086,708.23	₱ -	₱ -	₱ -	₱ 246,161.15
RO11	₱ -	₱ 5,601,000.00	₱ -	₱ 305,443.71	₱ 5,906,443.71	₱ 4,070,803.56	₱ -	₱ -	₱ -	₱ 1,835,640.15
RO12	₱ -	₱ 2,539,000.00	₱ -	₱ 181,908.56	₱ 2,720,908.56	₱ 2,545,602.60	₱ -	₱ -	₱ -	₱ 175,305.96
RO13	₱ -	₱ 2,910,000.00	₱ -	₱ 214,485.80	₱ 3,124,485.80	₱ 2,653,708.95	₱ -	₱ -	₱ -	₱ 470,776.85
<b>TOTAL</b>	₱ -	₱ 117,856,000.00	₱ -	₱ 8,909,264.58	₱ 126,765,264.58	₱ 108,514,813.76	₱ -	₱ -	₱ -	₱ 18,250,450.82



REPUBLIC OF THE PHILIPPINES  
DEPARTMENT OF BUDGET AND MANAGEMENT  
GENERAL SOLANO STREET, SAN MIGUEL, MANILA

ANNEX "B"

**MONTHLY REPORT OF DISBURSEMENT**

Fund 07 - Trust Receipts  
As of July 31, 2024

PERIOD COVERED	NCA Received	Add: Balance from Previous Month	Monthly Available NCA	Tax Remittance Advice (TRA)	Notice of Transfer of Allocation Received			Total Disbursement Authorities Available	Net Disbursements	Other Adjustments	Lapsed NCA	Month-End NCA Balance	% of Net Disbursements Vs. Total Disbursement Authorities Available
					Received	Issued	Net						
	(a)	(b)	(c)= a+b	(d)	(e)	(f)	(g)= e-f	(h)= c+d+g	(i)	(j)	(k)	(l) = h-i+j-k	(m) = i ÷ h
January	₱ -	₱ -	₱ -	₱ -	₱ -	₱ -	₱ -	₱ -	₱ -	₱ -	₱ -	₱ -	0.00%
February	₱ -	₱ -	₱ -	₱ -	₱ -	₱ -	₱ -	₱ -	₱ -	₱ -	₱ -	₱ -	0.00%
March	₱ -	₱ -	₱ -	₱ -	₱ -	₱ -	₱ -	₱ -	₱ -	₱ -	₱ -	₱ -	0.00%
<b>1st Qtr Balance</b>	₱ -	₱ -	₱ -	₱ -	₱ -	₱ -	₱ -	₱ -	₱ -	₱ -	₱ -	₱ -	0.00%
April	₱ 1,894,315.00	₱ -	₱ 1,894,315.00	₱ -	₱ -	₱ -	₱ -	₱ 1,894,315.00	₱ 651,957.50	₱ -	₱ -	₱ 1,242,357.50	34.42%
May	₱ -	₱ 1,242,357.50	₱ 1,242,357.50	₱ -	₱ -	₱ -	₱ -	₱ 1,242,357.50	₱ 1,242,356.61	₱ -	₱ -	₱ 0.89	100.00%
June	₱ 128,086.00	₱ 0.89	₱ 128,086.89	₱ -	₱ -	₱ -	₱ -	₱ 128,086.89	₱ 128,086.00	₱ -	₱ 0.89	(₱ 0.00)	100.00%
<b>2nd Qtr Balance</b>	₱ 2,022,401.00	₱ 1,242,358.39	₱ 3,264,759.39	₱ -	₱ -	₱ -	₱ -	₱ 2,022,401.00	₱ 2,022,400.11	₱ -	₱ 0.89	(₱ 0.00)	100.00%
July	₱ -	₱ -	₱ -	₱ -	₱ -	₱ -	₱ -	₱ -	₱ -	₱ -	₱ -	₱ -	0.00%
<b>3rd Qtr Balance</b>	₱ -	₱ -	₱ -	₱ -	₱ -	₱ -	₱ -	₱ -	₱ -	₱ -	₱ -	₱ -	0.00%
<b>Total</b>	₱ 2,022,401.00	₱ 1,242,358.39	₱ 3,264,759.39	₱ -	₱ -	₱ -	₱ -	₱ 2,022,401.00	₱ 2,022,400.11	₱ -	₱ 0.89	(₱ 0.00)	100%



REPUBLIC OF THE PHILIPPINES  
DEPARTMENT OF BUDGET AND MANAGEMENT  
GENERAL SOLANO STREET, SAN MIGUEL, MANILA

ANNEX "B-I"

	Month-End NCA Balance as of June 2024	NCA Received for the month of July 2024	NTA Received / (Issued)	TRA	Total Disbursement Authorities Available as of July 31, 2024	Net Disbursements for the month of July 2024	Other Non-Cash Disbursements	Other Adjustments for the month of July 2024	Lapsed NCA	Balance of Disbursement Authorities as at date
	(a)	(b)	(c)	(d)	(e)= a+b+c+d	(f)	(g)	(h)	(i)	(j)= e-f+g+h-i
Central Office	₱ -	₱ -	₱ -	₱ -	₱ -	₱ -	₱ -	₱ -	₱ -	₱ -
NCR	₱ -	₱ -	₱ -	₱ -	₱ -	₱ -	₱ -	₱ -	₱ -	₱ -
RO1	₱ -	₱ -	₱ -	₱ -	₱ -	₱ -	₱ -	₱ -	₱ -	₱ -
RO2	₱ -	₱ -	₱ -	₱ -	₱ -	₱ -	₱ -	₱ -	₱ -	₱ -
CAR	₱ -	₱ -	₱ -	₱ -	₱ -	₱ -	₱ -	₱ -	₱ -	₱ -
RO3	₱ -	₱ -	₱ -	₱ -	₱ -	₱ -	₱ -	₱ -	₱ -	₱ -
RO4a	₱ -	₱ -	₱ -	₱ -	₱ -	₱ -	₱ -	₱ -	₱ -	₱ -
RO4b	₱ -	₱ -	₱ -	₱ -	₱ -	₱ -	₱ -	₱ -	₱ -	₱ -
RO5	₱ -	₱ -	₱ -	₱ -	₱ -	₱ -	₱ -	₱ -	₱ -	₱ -
RO6	₱ -	₱ -	₱ -	₱ -	₱ -	₱ -	₱ -	₱ -	₱ -	₱ -
RO7	₱ -	₱ -	₱ -	₱ -	₱ -	₱ -	₱ -	₱ -	₱ -	₱ -
RO8	₱ -	₱ -	₱ -	₱ -	₱ -	₱ -	₱ -	₱ -	₱ -	₱ -
RO9	₱ -	₱ -	₱ -	₱ -	₱ -	₱ -	₱ -	₱ -	₱ -	₱ -
RO10	₱ -	₱ -	₱ -	₱ -	₱ -	₱ -	₱ -	₱ -	₱ -	₱ -
RO11	₱ -	₱ -	₱ -	₱ -	₱ -	₱ -	₱ -	₱ -	₱ -	₱ -
RO12	₱ -	₱ -	₱ -	₱ -	₱ -	₱ -	₱ -	₱ -	₱ -	₱ -
RO13	₱ -	₱ -	₱ -	₱ -	₱ -	₱ -	₱ -	₱ -	₱ -	₱ -
<b>TOTAL</b>	₱ -	₱ -	₱ -	₱ -	₱ -	₱ -	₱ -	₱ -	₱ -	₱ -



**MONTHLY REPORT OF DISBURSEMENTS**

For the month of July 2024

Department: Department of Budget and Management (DBM)  
 Agency/Entity: Office of the Secretary  
 Operating Unit: ALL  
 Organization Code (UACS): ALL  
 Fund Cluster: 01 - Regular Agency Fund

Particulars	Current Year Budget				
	PS	MOOE	FinEx	CO	TOTAL
1	2	3	4	5	6=(2+3+4+5)
<b>CASH DISBURSEMENTS</b>	62,658,108.17	33,986,380.67	-	800,105.63	97,444,594.47
Notice of Cash Allocation (NCA)	62,658,108.17	33,986,380.67	-	800,105.63	97,444,594.47
MDS Checks Issued	1,388,372.58	3,955,840.87	-	800,105.63	6,144,319.08
Advice to Debit Account	61,269,735.59	30,030,539.80	-	-	91,300,275.39
Notice of Transfer Allocations (NTA)	-	-	-	-	-
MDS Checks Issued	-	-	-	-	-
Advice to Debit Account	-	-	-	-	-
Working Fund for FAPs	-	-	-	-	-
Cash Disbursement Ceiling (CDC)	-	-	-	-	-
<b>TOTAL CASH DISBURSEMENTS</b>	<b>62,658,108.17</b>	<b>33,986,380.67</b>	<b>-</b>	<b>800,105.63</b>	<b>97,444,594.47</b>
<b>NON-CASH DISBURSEMENTS</b>	7,238,006.07	1,593,208.16	-	50,244.80	8,881,459.03
Tax Remittance Advices Issued (TRA)	7,238,006.07	1,593,208.16	-	50,244.80	8,881,459.03
Non-Cash Availment Authority (NCAA)	-	-	-	-	-
Disbursements effected through outright deductions from claims (please specify...)	-	-	-	-	-
Overpayment of expenses(e.g. personnel benefits)	-	-	-	-	-
Restitution for loss of government property	-	-	-	-	-
Liquidated damages and similar claims	-	-	-	-	-
Others(TEF, BTr-Documentary Stamp Tax, etc.)	-	-	-	-	-
<b>TOTAL NON-CASH DISBURSEMENTS</b>	<b>7,238,006.07</b>	<b>1,593,208.16</b>	<b>-</b>	<b>50,244.80</b>	<b>8,881,459.03</b>
<b>GRAND TOTAL</b>	<b>69,896,114.24</b>	<b>35,579,588.83</b>	<b>-</b>	<b>850,350.43</b>	<b>106,326,053.50</b>

**MONTHLY REPORT OF DISBURSEMENTS**  
For the month of July 2024

Department: Department of Budget and Management (DBM)  
 Agency/Entity: Office of the Secretary  
 Operating Unit: ALL  
 Organization Code (UACS): ALL  
 Fund Cluster: 01 - Regular Agency Fund

Particulars	Prior Year's Budget											SUB-TOTAL
	Prior Year's Accounts Payable					Current Year's Accounts Payable					TOTAL	
	PS	MOOE	FinEx	CO	Sub-Total	PS	MOOE	FinEx	CO	Sub-Total		
1	7	8	9	10	11=(7+8+9+10)	12	13	14	15	16=(12+13+14+15)	17=(11+16)	18=(6+17)
CASH DISBURSEMENTS	28,214.59	90,755.47	-	-	118,970.06	-	710,451.73	-	-	710,451.73	829,421.79	98,274,016.26
Notice of Cash Allocation (NCA)	28,214.59	90,755.47	-	-	118,970.06	-	710,451.73	-	-	710,451.73	829,421.79	98,274,016.26
MDS Checks Issued	-	-	-	-	-	-	-	-	-	-	-	6,144,319.08
Advice to Debit Account	28,214.59	90,755.47	-	-	118,970.06	-	710,451.73	-	-	710,451.73	829,421.79	92,129,697.18
Notice of Transfer Allocations (NTA)	-	-	-	-	-	-	-	-	-	-	-	-
MDS Checks Issued	-	-	-	-	-	-	-	-	-	-	-	-
Advice to Debit Account	-	-	-	-	-	-	-	-	-	-	-	-
Working Fund for FAPs	-	-	-	-	-	-	-	-	-	-	-	-
Cash Disbursement Ceiling (CDC)	-	-	-	-	-	-	-	-	-	-	-	-
<b>TOTAL CASH DISBURSEMENTS</b>	<b>28,214.59</b>	<b>90,755.47</b>	<b>-</b>	<b>-</b>	<b>118,970.06</b>	<b>-</b>	<b>710,451.73</b>	<b>-</b>	<b>-</b>	<b>710,451.73</b>	<b>829,421.79</b>	<b>98,274,016.26</b>
NON-CASH DISBURSEMENTS	-	289.10	-	-	289.10	-	27,516.45	-	-	27,516.45	27,805.55	8,909,264.58
Tax Remittance Advices Issued (TRA)	-	289.10	-	-	289.10	-	27,516.45	-	-	27,516.45	27,805.55	8,909,264.58
Non-Cash Availment Authority (NCAA)	-	-	-	-	-	-	-	-	-	-	-	-
Disbursements effected through outright deductions from claims (please specify...)	-	-	-	-	-	-	-	-	-	-	-	-
Overpayment of expenses(e.g. personnel benefits)	-	-	-	-	-	-	-	-	-	-	-	-
Restitution for loss of government property	-	-	-	-	-	-	-	-	-	-	-	-
Liquidated damages and similar claims	-	-	-	-	-	-	-	-	-	-	-	-
Others(TEF, BTr-Documentary Stamp Tax, etc.)	-	-	-	-	-	-	-	-	-	-	-	-
<b>TOTAL NON-CASH DISBURSEMENTS</b>	<b>-</b>	<b>289.10</b>	<b>-</b>	<b>-</b>	<b>289.10</b>	<b>-</b>	<b>27,516.45</b>	<b>-</b>	<b>-</b>	<b>27,516.45</b>	<b>27,805.55</b>	<b>8,909,264.58</b>
<b>GRAND TOTAL</b>	<b>28,214.59</b>	<b>91,044.57</b>	<b>-</b>	<b>-</b>	<b>119,259.16</b>	<b>-</b>	<b>737,968.18</b>	<b>-</b>	<b>-</b>	<b>737,968.18</b>	<b>857,227.34</b>	<b>107,183,280.84</b>

**MONTHLY REPORT OF DISBURSEMENTS**  
For the month of July 2024

Department: Department of Budget and Management (DBM)  
 Agency/Entity: Office of the Secretary  
 Operating Unit: ALL  
 Organization Code (UACS): ALL  
 Fund Cluster: 01 - Regular Agency Fund

Particulars	Trust Liabilities				Grand Total					Remarks
	PS	MOOE	CO	TOTAL	PS	MOOE	FinEx	CO	TOTAL	
1	19	20	21	22=(19+20+21)	23	24	25	26	27=(23+24+25+26)	28
CASH DISBURSEMENTS	1,331,532.92	-	-	1,331,532.92	64,017,855.68	34,787,587.87	-	800,105.63	99,605,549.18	
Notice of Cash Allocation (NCA)	1,331,532.92	-	-	1,331,532.92	64,017,855.68	34,787,587.87	-	800,105.63	99,605,549.18	
MDS Checks Issued	-	-	-	-	1,388,372.58	3,955,840.87	-	800,105.63	6,144,319.08	
Advice to Debit Account	1,331,532.92	-	-	1,331,532.92	62,629,483.10	30,831,747.00	-	-	93,461,230.10	
Notice of Transfer Allocations (NTA)	-	-	-	-	-	-	-	-	-	
MDS Checks Issued	-	-	-	-	-	-	-	-	-	
Advice to Debit Account	-	-	-	-	-	-	-	-	-	
Working Fund for FAPs	-	-	-	-	-	-	-	-	-	
Cash Disbursement Ceiling (CDC)	-	-	-	-	-	-	-	-	-	
<b>TOTAL CASH DISBURSEMENTS</b>	<b>1,331,532.92</b>	<b>-</b>	<b>-</b>	<b>1,331,532.92</b>	<b>64,017,855.68</b>	<b>34,787,587.87</b>	<b>-</b>	<b>800,105.63</b>	<b>99,605,549.18</b>	
NON-CASH DISBURSEMENTS	-	-	-	-	7,238,006.07	1,621,013.71	-	50,244.80	8,909,264.58	
Tax Remittance Advices Issued (TRA)	-	-	-	-	7,238,006.07	1,621,013.71	-	50,244.80	8,909,264.58	
Non-Cash Availment Authority (NCAA)	-	-	-	-	-	-	-	-	-	
Disbursements effected through outright deductions from claims (please specify...)	-	-	-	-	-	-	-	-	-	
Overpayment of expenses(e.g. personnel benefits)	-	-	-	-	-	-	-	-	-	
Restitution for loss of government property	-	-	-	-	-	-	-	-	-	
Liquidated damages and similar claims	-	-	-	-	-	-	-	-	-	
Others(TEF, BTr-Documentary Stamp Tax, etc.)	-	-	-	-	-	-	-	-	-	
<b>TOTAL NON-CASH DISBURSEMENTS</b>	<b>-</b>	<b>-</b>	<b>-</b>	<b>-</b>	<b>7,238,006.07</b>	<b>1,621,013.71</b>	<b>-</b>	<b>50,244.80</b>	<b>8,909,264.58</b>	
<b>GRAND TOTAL</b>	<b>1,331,532.92</b>	<b>-</b>	<b>-</b>	<b>1,331,532.92</b>	<b>71,255,861.75</b>	<b>36,408,601.58</b>	<b>-</b>	<b>850,350.43</b>	<b>108,514,813.76</b>	

**MONTHLY REPORT OF DISBURSEMENTS**  
For the month of June 2024

**Department:** Department of Budget and Management (DBM)  
**Agency/Entity:** Office of the Secretary  
**Operating Unit:** ALL  
**Organization Code (UACS):** ALL  
**Fund Cluster:** 01 - Regular Agency Fund

**SUMMARY**

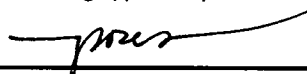
Particulars (1)	Previous Report (2)	This Month (3)	As at Date (4)
Total Disbursement Authorities Received	1,498,550,758.33	126,765,264.58	1,625,316,022.91
NCA	1,424,152,695.00	117,856,000.00	1,542,008,695.00
NTA	4,768,926.00	-	4,768,926.00
Working Fund	-	-	-
TRA	69,629,137.33	8,909,264.58	78,538,401.91
CDC	-	-	-
NCAA	-	-	-
Others (CDT, BTr Docs Stamp, etc.)	-	-	-
Less: Notice of Transfer of Allocations (NTA)* issued	4,768,926.00	-	4,768,926.00
Add: Balance from Previous Month	-	-	-
<b>Total Disbursement Authorities Available</b>	<b>1,493,781,832.33</b>	<b>126,765,264.58</b>	<b>1,620,547,096.91</b>
Less:			
Lapsed NCA	450,968,082.36	-	450,968,082.36
Disbursements	1,043,090,327.12	108,514,813.76	1,151,605,140.88
Less: Other Non-Cash Disbursements	325.84	-	325.84
Disbursements effected through outright deductions from claims	325.84	-	325.84
Overpayment of expenses(e.g. personnel benefits)	-	-	-
Restitution for loss of government property	-	-	-
Liquidated damages and similar claims	325.84	-	325.84
Others (e.g. TEF, BTr, Docs Stamp, etc.)	-	-	-
Add/Less: Adjustments (e.g. cancelled/staled checks)	276,251.31	-	276,251.31
<b>Balance of Disbursement Authorities as at date</b>	<b>-</b>	<b>18,250,450.82</b>	<b>18,250,450.82</b>
Total Disbursements Program	1,658,985,108.67	124,508,496.61	1,783,493,605.28
Less: *Actual Disbursements	1,043,090,327.12	108,514,813.76	1,151,605,140.88
(Over)/Under spending	615,894,781.55	15,993,682.85	631,888,464.40

**Notes: \* The use of NTA is discouraged**  
**Notes: \*\* Amounts should tally with the grand total disbursement (column 27).**


Certified Correct:

  
 \_\_\_\_\_  
 JEFFREY DM. GALARPE  
 Chief Accountant

Recommending Approval By:

  
 \_\_\_\_\_  
 ROWEL D. ESCALANTE  
 Director IV, OIC - FS

Approved By:

  
 \_\_\_\_\_  
 RAMON VICENTE B. ASUNCION  
 Assistant Secretary

**MONTHLY REPORT OF DISBURSEMENTS**  
**For the month of July 2024**

**Department** : Department of Budget and Management (DBM)  
**Agency/Entity** : Office of the Secretary  
**Operating Unit** : ALL  
**Organization Code (UACS)** : ALL  
**Fund Cluster** : 07 - Trust Receipts

Particulars	Current Year Budget				
	PS	MOOE	FinEx	CO	TOTAL
1	2	3	4	5	6=(2+3+4+5)
<b>CASH DISBURSEMENTS</b>	-	-	-	-	-
Notice of Cash Allocation (NCA)	-	-	-	-	-
MDS Checks Issued	-	-	-	-	-
Advice to Debit Account	-	-	-	-	-
Notice of Transfer Allocations (NTA)	-	-	-	-	-
MDS Checks Issued	-	-	-	-	-
Advice to Debit Account	-	-	-	-	-
Working Fund for FAPs	-	-	-	-	-
Cash Disbursement Ceiling (CDC)	-	-	-	-	-
<b>TOTAL CASH DISBURSEMENTS</b>	-	-	-	-	-
<b>NON-CASH DISBURSEMENTS</b>	-	-	-	-	-
Tax Remittance Advices Issued (TRA)	-	-	-	-	-
Non-Cash Availment Authority (NCAA)	-	-	-	-	-
Disbursements effected through outright deductions from claims (please specify...)	-	-	-	-	-
Overpayment of expenses(e.g. personnel benefits)	-	-	-	-	-
Restitution for loss of government property	-	-	-	-	-
Liquidated damages and similar claims	-	-	-	-	-
Others(TEF, BTr-Documentary Stamp Tax, etc.)	-	-	-	-	-
<b>TOTAL NON-CASH DISBURSEMENTS</b>	-	-	-	-	-
<b>GRAND TOTAL</b>	-	-	-	-	-

**MONTHLY REPORT OF DISBURSEMENTS**

For the month of July 2024

Department : Department of Budget and Management (DBM)  
 Agency/Entity : Office of the Secretary  
 Operating Unit : ALL  
 Organization Code (UACS) : ALL  
 Fund Cluster : 07 - Trust Receipts

Particulars	Prior Year's Budget											SUB-TOTAL	
	Prior Year's Accounts Payable					Current Year's Accounts Payable					TOTAL		
	PS	MOOE	FinEx	CO	Sub-Total	PS	MOOE	FinEx	CO	Sub-Total			
1	7	8	9	10	11=(7+8+9+10)	12	13	14	15	16=(12+13+14+15)	17=(11+16)	18=(6+17)	
CASH DISBURSEMENTS	-	-	-	-	-	-	-	-	-	-	-	-	-
Notice of Cash Allocation (NCA)	-	-	-	-	-	-	-	-	-	-	-	-	-
MDS Checks Issued	-	-	-	-	-	-	-	-	-	-	-	-	-
Advice to Debit Account	-	-	-	-	-	-	-	-	-	-	-	-	-
Notice of Transfer Allocations (NTA)	-	-	-	-	-	-	-	-	-	-	-	-	-
MDS Checks Issued	-	-	-	-	-	-	-	-	-	-	-	-	-
Advice to Debit Account	-	-	-	-	-	-	-	-	-	-	-	-	-
Working Fund for FAPs	-	-	-	-	-	-	-	-	-	-	-	-	-
Cash Disbursement Ceiling (CDC)	-	-	-	-	-	-	-	-	-	-	-	-	-
<b>TOTAL CASH DISBURSEMENTS</b>	-	-	-	-	-	-	-	-	-	-	-	-	-
NON-CASH DISBURSEMENTS	-	-	-	-	-	-	-	-	-	-	-	-	-
Tax Remittance Advices Issued (TRA)	-	-	-	-	-	-	-	-	-	-	-	-	-
Non-Cash Availment Authority (NCAA)	-	-	-	-	-	-	-	-	-	-	-	-	-
Disbursements effected through outright deductions from claims (please specify...)	-	-	-	-	-	-	-	-	-	-	-	-	-
Overpayment of expenses(e.g. personnel benefits)	-	-	-	-	-	-	-	-	-	-	-	-	-
Restitution for loss of government property	-	-	-	-	-	-	-	-	-	-	-	-	-
Liquidated damages and similar claims	-	-	-	-	-	-	-	-	-	-	-	-	-
Others(TEF, BTr-Documentary Stamp Tax, etc.)	-	-	-	-	-	-	-	-	-	-	-	-	-
<b>TOTAL NON-CASH DISBURSEMENTS</b>	-	-	-	-	-	-	-	-	-	-	-	-	-
<b>GRAND TOTAL</b>	-	-	-	-	-	-	-	-	-	-	-	-	-

**MONTHLY REPORT OF DISBURSEMENTS**

For the month of July 2024

Department : Department of Budget and Management (DBM)

Agency/Entity : Office of the Secretary

Operating Unit : ALL

Organization Code (UACS) : ALL

Fund Cluster : 07 - Trust Receipts

Particulars	Trust Liabilities				Grand Total					Remarks
	PS	MOOE	CO	TOTAL	PS	MOOE	FinEx	CO	TOTAL	
1	19	20	21	22=(19+20+21)	23	24	25	26	27=(23+24+25+26)	28
CASH DISBURSEMENTS	-	-	-	-	-	-	-	-	-	-
Notice of Cash Allocation (NCA)	-	-	-	-	-	-	-	-	-	-
MDS Checks Issued	-	-	-	-	-	-	-	-	-	-
Advice to Debit Account	-	-	-	-	-	-	-	-	-	-
Notice of Transfer Allocations (NTA)	-	-	-	-	-	-	-	-	-	-
MDS Checks Issued	-	-	-	-	-	-	-	-	-	-
Advice to Debit Account	-	-	-	-	-	-	-	-	-	-
Working Fund for FAPs	-	-	-	-	-	-	-	-	-	-
Cash Disbursement Ceiling (CDC)	-	-	-	-	-	-	-	-	-	-
<b>TOTAL CASH DISBURSEMENTS</b>	-	-	-	-	-	-	-	-	-	-
NON-CASH DISBURSEMENTS	-	-	-	-	-	-	-	-	-	-
Tax Remittance Advices Issued (TRA)	-	-	-	-	-	-	-	-	-	-
Non-Cash Availment Authority (NCAA)	-	-	-	-	-	-	-	-	-	-
Disbursements effected through outright deductions from claims (please specify...)	-	-	-	-	-	-	-	-	-	-
Overpayment of expenses(e.g. personnel benefits)	-	-	-	-	-	-	-	-	-	-
Restitution for loss of government property	-	-	-	-	-	-	-	-	-	-
Liquidated damages and similar claims	-	-	-	-	-	-	-	-	-	-
Others(TEF, BTr-Documentary Stamp Tax, etc.)	-	-	-	-	-	-	-	-	-	-
<b>TOTAL NON-CASH DISBURSEMENTS</b>	-	-	-	-	-	-	-	-	-	-
<b>GRAND TOTAL</b>	-	-	-	-	-	-	-	-	-	-

**MONTHLY REPORT OF DISBURSEMENTS**  
For the month of July 2024

Department : Department of Budget and Management (DBM)  
 Agency/Entity : Office of the Secretary  
 Operating Unit : ALL  
 Organization Code (UACS) : ALL  
 Fund Cluster : 07 - Trust Receipts

SUMMARY	Particulars (1)	Previous Report (2)	This Month (3)	As at Date (4)
Total Disbursement Authorities Received		2,022,401.00		- 2,022,401.00
NCA		2,022,401.00		- 2,022,401.00
NTA		-		-
Working Fund		-		-
TRA		-		-
CDC		-		-
NCAA		-		-
Less: Notice of Transfer of Allocations (NTA)* issued		-		-
Add: Balance from Previous Month		-		-
Total Disbursement Authorities Available		2,022,401.00		- 2,022,401.00
Less:		-		-
Lapsed NCA		0.89		- 0.89
Disbursements		2,022,400.11		- 2,022,400.11
Less: Other Non-Cash Disbursements		-		-
Disbursements effected through outright deductions from claims		-		-
Overpayment of expenses(e.g. personnel benefits)		-		-
Restitution for loss of government property		-		-
Liquidated damages and similar claims		-		-
Others (e.g. TEF, BTr, Docs Stamp, etc.)		-		-
Add/Less: Adjustments (e.g. cancelled/staled checks)		-		-
<b>Balance of Disbursement Authorities as at date</b>		<b>0.00</b>	<b>0.00</b>	<b>0.00</b>
Total Disbursements Program		1,894,315.00		1,894,315.00
Less: *Actual Disbursements		1,894,314.11		1,894,314.11
(Over)/Under spending		0.89	0.00	0.89


Notes: \* The use of NTA is discouraged  
 Notes: \*\* Amounts should tally with the grand total disbursement (column 27).

Certified Correct:

Recommending Approval By:

Approved By:

  
 \_\_\_\_\_  
 JEFFREY D.M. GALARPE  
 Chief Accountant

  
 \_\_\_\_\_  
 ROWEL D. ESCALANTE  
 Director IV, OIC - FS

  
 \_\_\_\_\_  
 RAMON VICENTE B. ASUNCION  
 Assistant Secretary

This report was generated using the Unified Reporting System on August 07, 2024 4:43 PM;