



REPUBLIC OF THE PHILIPPINES  
DEPARTMENT OF BUDGET AND MANAGEMENT  
GENERAL SOLANO STREET, SAN MIGUEL, MANILA

ANNEX "A"

**MONTHLY REPORT OF DISBURSEMENT**

Fund 01 - Regular Fund

As of August 31, 2024

PERIOD COVERED	NCA Received	Add: Balance from Previous Month	Monthly Available NCA	Tax Remittance Advice (TRA)	Notice of Transfer of Allocation Received			Total Disbursement Authorities Available	Net Disbursements	Other Non-Cash Disbursements	Other Adjustments	Lapsed NCA	Month-End NCA Balance	% of Net Disbursements Vs. Total Disbursement Authorities Available
					Received	Issued	Net							
	(a)	(b)	(c)= a+b	(d)	(e)	(f)	(g)= e-f	(h)= c+d+g	(i)	(j)	(k)	(l)	(m) = h-i+j+k-l	(n) = i ÷ h
January	242,661,031.00	0.00	242,661,031.00	13,579,389.57	0.00	0.00	0.00	256,240,420.57	231,056,181.77	0.00	0.00	0.00	25,184,238.80	90.17%
February	140,619,910.00	25,184,238.80	165,804,148.80	15,556,845.25	1,900,000.00	1,900,000.00	0.00	181,360,994.05	167,886,765.62	0.00	0.00	0.00	13,474,228.43	92.57%
March	170,285,419.00	13,474,228.43	183,759,647.43	9,119,868.62	2,868,926.00	2,868,926.00	0.00	192,879,516.05	142,393,850.31	215.57	540.00	50,486,421.31	0.00	73.83%
<b>1st Qtr Balance</b>	<b>553,566,360.00</b>	<b>38,658,467.23</b>	<b>592,224,827.23</b>	<b>38,256,103.44</b>	<b>4,768,926.00</b>	<b>4,768,926.00</b>	<b>0.00</b>	<b>591,822,463.44</b>	<b>541,336,797.70</b>	<b>215.57</b>	<b>540.00</b>	<b>50,486,421.31</b>	<b>0.00</b>	<b>91.47%</b>
April	473,060,625.00	0.00	473,060,625.00	9,676,631.92	0.00	0.00	0.00	482,737,256.92	130,955,887.18	0.00	0.00	0.00	351,781,369.74	27.13%
May	205,239,963.00	351,781,369.74	557,021,332.74	11,400,979.81	0.00	0.00	0.00	568,422,312.55	220,500,788.59	0.00	287,874.00	0.00	348,209,397.96	38.79%
June	192,285,747.00	348,209,397.96	540,495,144.96	10,295,422.16	0.00	0.00	0.00	550,790,567.12	150,296,853.65	110.27	( 12,162.69)	400,481,661.05	0.00	27.29%
<b>2nd Qtr Balance</b>	<b>870,586,335.00</b>	<b>699,990,767.70</b>	<b>1,570,577,102.70</b>	<b>31,373,033.89</b>	<b>0.00</b>	<b>0.00</b>	<b>0.00</b>	<b>901,959,368.89</b>	<b>501,753,529.42</b>	<b>110.27</b>	<b>275,711.31</b>	<b>400,481,661.05</b>	<b>0.00</b>	<b>55.63%</b>
July	117,856,000.00	0.00	117,856,000.00	8,909,264.58	0.00	0.00	0.00	126,765,264.58	108,514,813.76	0.00	0.00	0.00	18,250,450.82	85.60%
August	174,494,043.00	18,250,450.82	192,744,493.82	9,320,290.87	0.00	0.00	0.00	202,064,784.69	189,303,368.71	51.60	0.00	0.00	12,761,467.58	93.68%
<b>3rd Qtr Balance</b>	<b>292,350,043.00</b>	<b>18,250,502.42</b>	<b>310,600,545.42</b>	<b>18,229,555.45</b>	<b>0.00</b>	<b>0.00</b>	<b>0.00</b>	<b>310,579,598.45</b>	<b>297,818,182.47</b>	<b>51.60</b>	<b>0.00</b>	<b>0.00</b>	<b>12,761,467.58</b>	<b>95.89%</b>
<b>Total</b>	<b>1,716,502,738.00</b>	<b>756,899,737.35</b>	<b>2,473,402,475.35</b>	<b>87,858,692.78</b>	<b>4,768,926.00</b>	<b>4,768,926.00</b>	<b>0.00</b>	<b>1,804,361,430.78</b>	<b>1,340,908,509.59</b>	<b>377.44</b>	<b>276,251.31</b>	<b>450,968,082.36</b>	<b>12,761,467.58</b>	<b>74.31%</b>



REPUBLIC OF THE PHILIPPINES  
DEPARTMENT OF BUDGET AND MANAGEMENT  
GENERAL SOLANO STREET, SAN MIGUEL, MANILA

ANNEX "A-I"

	Month-End NCA Balance as of July 2024	NCA Received for the month of August 2024	NTA Received / (Issued)	TRA	Total Disbursement Authorities Available as of August 31, 2024	Net Disbursements for the month of August 2024	Other Non-Cash Disbursements	Other Adjustments for the month of August 2024	Lapsed NCA	Balance of Disbursement Authorities as at date
	(a)	(b)	(c)	(d)	(e)= a+b+c+d	(f)	(g)	(h)	(i)	(j)= e-f+g+h-i
Central Office	₱ 8,952,602.54	₱ 134,700,133.00	₱ -	₱ 6,253,419.79	₱ 149,906,155.33	₱ 148,759,992.33	₱ -	₱ -	₱ -	₱ 1,146,163.00
NCR	₱ 325,815.97	₱ 1,910,000.00	₱ -	₱ 163,454.55	₱ 2,399,270.52	₱ 2,254,751.70	₱ -	₱ -	₱ -	₱ 144,518.82
RO1	₱ 524,597.42	₱ 2,243,000.00	₱ -	₱ 130,972.97	₱ 2,898,570.39	₱ 1,988,255.97	₱ -	₱ -	₱ -	₱ 910,314.42
RO2	₱ 486,800.03	₱ 4,653,410.00	₱ -	₱ 138,508.83	₱ 5,278,718.86	₱ 3,576,709.86	₱ 51.60	₱ -	₱ -	₱ 1,702,060.60
CAR	₱ 1,623,993.53	₱ 2,907,000.00	₱ -	₱ 207,825.72	₱ 4,738,819.25	₱ 2,464,303.85	₱ -	₱ -	₱ -	₱ 2,274,515.40
RO3	₱ 611,719.23	₱ 2,781,000.00	₱ -	₱ 325,557.22	₱ 3,718,276.45	₱ 3,486,175.58	₱ -	₱ -	₱ -	₱ 232,100.87
RO4a	₱ 107,148.91	₱ 1,646,000.00	₱ -	₱ 150,622.60	₱ 1,903,771.51	₱ 1,497,403.29	₱ -	₱ -	₱ -	₱ 406,368.22
RO4b	₱ 100,244.64	₱ 2,398,000.00	₱ -	₱ 232,102.83	₱ 2,730,347.47	₱ 2,414,824.62	₱ -	₱ -	₱ -	₱ 315,522.85
RO5	₱ 641,454.69	₱ 2,108,000.00	₱ -	₱ 154,725.86	₱ 2,904,180.55	₱ 1,888,194.40	₱ -	₱ -	₱ -	₱ 1,015,986.15
RO6	₱ 256,785.26	₱ 2,137,000.00	₱ -	₱ 151,310.68	₱ 2,545,095.94	₱ 2,227,974.78	₱ -	₱ -	₱ -	₱ 317,121.16
RO7	₱ 546,056.09	₱ 2,191,500.00	₱ -	₱ 168,243.72	₱ 2,905,799.81	₱ 2,157,921.53	₱ -	₱ -	₱ -	₱ 747,878.28
RO8	₱ 245,624.89	₱ 2,421,000.00	₱ -	₱ 223,823.89	₱ 2,890,448.78	₱ 2,889,847.64	₱ -	₱ -	₱ -	₱ 601.14
RO9	₱ 1,099,723.51	₱ 2,590,000.00	₱ -	₱ 162,877.43	₱ 3,852,600.94	₱ 2,899,886.53	₱ -	₱ -	₱ -	₱ 952,714.41
RO10	₱ 246,161.15	₱ 2,148,000.00	₱ -	₱ 192,920.22	₱ 2,587,081.37	₱ 2,348,367.03	₱ -	₱ -	₱ -	₱ 238,714.34
RO11	₱ 1,835,640.15	₱ 2,745,000.00	₱ -	₱ 255,424.24	₱ 4,836,064.39	₱ 3,026,500.68	₱ -	₱ -	₱ -	₱ 1,809,563.71
RO12	₱ 175,305.96	₱ 2,253,000.00	₱ -	₱ 187,370.43	₱ 2,615,676.39	₱ 2,378,751.75	₱ -	₱ -	₱ -	₱ 236,924.64
RO13	₱ 470,776.85	₱ 2,662,000.00	₱ -	₱ 221,129.89	₱ 3,353,906.74	₱ 3,043,507.17	₱ -	₱ -	₱ -	₱ 310,399.57
<b>TOTAL</b>	<b>₱ 18,250,450.82</b>	<b>₱ 174,494,043.00</b>	<b>₱ -</b>	<b>₱ 9,320,290.87</b>	<b>₱ 202,064,784.69</b>	<b>₱ 189,303,368.71</b>	<b>₱ 51.60</b>	<b>₱ -</b>	<b>₱ -</b>	<b>₱ 12,761,467.58</b>



REPUBLIC OF THE PHILIPPINES  
DEPARTMENT OF BUDGET AND MANAGEMENT  
GENERAL SOLANO STREET, SAN MIGUEL, MANILA

ANNEX "B"

**MONTHLY REPORT OF DISBURSEMENT**

Fund 07 - Trust Receipts

As of August 31, 2024

PERIOD COVERED	NCA Received	Add: Balance from Previous Month	Monthly Available NCA	Tax Remittance Advice (TRA)	Notice of Transfer of Allocation Received			Total Disbursement Authorities Available	Net Disbursements	Other Adjustments	Lapsed NCA	Month-End NCA Balance	% of Net Disbursements Vs. Total Disbursement Authorities Available
					Received	Issued	Net						
	(a)	(b)	(c)= a+b	(d)	(e)	(f)	(g)= e-f	(h)= c+d+g	(i)	(j)	(k)	(l) = h-i+j-k	(m) = i ÷ h
January	₱ -	₱ -	₱ -	₱ -	₱ -	₱ -	₱ -	₱ -	₱ -	₱ -	₱ -	₱ -	0.00%
February	₱ -	₱ -	₱ -	₱ -	₱ -	₱ -	₱ -	₱ -	₱ -	₱ -	₱ -	₱ -	0.00%
March	₱ -	₱ -	₱ -	₱ -	₱ -	₱ -	₱ -	₱ -	₱ -	₱ -	₱ -	₱ -	0.00%
<b>1st Qtr Balance</b>	₱ -	₱ -	₱ -	₱ -	₱ -	₱ -	₱ -	₱ -	₱ -	₱ -	₱ -	₱ -	0.00%
April	₱ 1,894,315.00	₱ -	₱ 1,894,315.00	₱ -	₱ -	₱ -	₱ -	₱ 1,894,315.00	₱ 651,957.50	₱ -	₱ -	₱ 1,242,357.50	34.42%
May	₱ -	₱ 1,242,357.50	₱ 1,242,357.50	₱ -	₱ -	₱ -	₱ -	₱ 1,242,357.50	₱ 1,242,356.61	₱ -	₱ -	₱ 0.89	100.00%
June	₱ 128,086.00	₱ 0.89	₱ 128,086.89	₱ -	₱ -	₱ -	₱ -	₱ 128,086.89	₱ 128,086.00	₱ -	₱ 0.89	(₱ 0.00 )	100.00%
<b>2nd Qtr Balance</b>	₱ 2,022,401.00	₱ 1,242,358.39	₱ 3,264,759.39	₱ -	₱ -	₱ -	₱ -	₱ 2,022,401.00	₱ 2,022,400.11	₱ -	₱ 0.89	(₱ 0.00 )	100.00%
July	₱ -	₱ -	₱ -	₱ -	₱ -	₱ -	₱ -	₱ -	₱ -	₱ -	₱ -	₱ -	0.00%
August	₱ 519,383.00	₱ -	₱ 519,383.00	₱ -	₱ -	₱ -	₱ -	₱ 519,383.00	₱ 519,381.80	₱ -	₱ -	₱ 1.20	100.00%
<b>3rd Qtr Balance</b>	₱ 519,383.00	₱ 0.00	₱ 519,383.00	₱ -	₱ -	₱ -	₱ -	₱ 519,383.00	₱ 519,381.80	₱ -	₱ -	₱ 1.20	100.00%
<b>Total</b>	₱ 2,541,784.00	₱ 1,242,358.39	₱ 3,784,142.39	₱ -	₱ -	₱ -	₱ -	₱ 2,541,784.00	₱ 2,541,781.91	₱ -	₱ 0.89	₱ 1.20	100%



REPUBLIC OF THE PHILIPPINES  
 DEPARTMENT OF BUDGET AND MANAGEMENT  
 GENERAL SOLANO STREET, SAN MIGUEL, MANILA

ANNEX "B-1"

	Month-End NCA Balance as of August 2024	NCA Received for the month of August 2024	NTA Received / (Issued)	TRA	Total Disbursement Authorities Available as of August 31, 2024	Net Disbursements for the month of August 2024	Other Non-Cash Disbursements	Other Adjustments for the month of August 2024	Lapsed NCA	Balance of Disbursement Authorities as at date
	(a)	(b)	(c)	(d)	(e)= a+b+c+d	(f)	(g)	(h)	(i)	(j)= e-f+g+h-i
Central Office	₱ -	₱ 519,383.00	₱ -	₱ -	₱ 519,383.00	₱ 519,381.80	₱ -	₱ -	₱ -	₱ 1.20
NCR	₱ -	₱ -	₱ -	₱ -	₱ -	₱ -	₱ -	₱ -	₱ -	₱ -
RO1	₱ -	₱ -	₱ -	₱ -	₱ -	₱ -	₱ -	₱ -	₱ -	₱ -
RO2	₱ -	₱ -	₱ -	₱ -	₱ -	₱ -	₱ -	₱ -	₱ -	₱ -
CAR	₱ -	₱ -	₱ -	₱ -	₱ -	₱ -	₱ -	₱ -	₱ -	₱ -
RO3	₱ -	₱ -	₱ -	₱ -	₱ -	₱ -	₱ -	₱ -	₱ -	₱ -
RO4a	₱ -	₱ -	₱ -	₱ -	₱ -	₱ -	₱ -	₱ -	₱ -	₱ -
RO4b	₱ -	₱ -	₱ -	₱ -	₱ -	₱ -	₱ -	₱ -	₱ -	₱ -
RO5	₱ -	₱ -	₱ -	₱ -	₱ -	₱ -	₱ -	₱ -	₱ -	₱ -
RO6	₱ -	₱ -	₱ -	₱ -	₱ -	₱ -	₱ -	₱ -	₱ -	₱ -
RO7	₱ -	₱ -	₱ -	₱ -	₱ -	₱ -	₱ -	₱ -	₱ -	₱ -
RO8	₱ -	₱ -	₱ -	₱ -	₱ -	₱ -	₱ -	₱ -	₱ -	₱ -
RO9	₱ -	₱ -	₱ -	₱ -	₱ -	₱ -	₱ -	₱ -	₱ -	₱ -
RO10	₱ -	₱ -	₱ -	₱ -	₱ -	₱ -	₱ -	₱ -	₱ -	₱ -
RO11	₱ -	₱ -	₱ -	₱ -	₱ -	₱ -	₱ -	₱ -	₱ -	₱ -
RO12	₱ -	₱ -	₱ -	₱ -	₱ -	₱ -	₱ -	₱ -	₱ -	₱ -
RO13	₱ -	₱ -	₱ -	₱ -	₱ -	₱ -	₱ -	₱ -	₱ -	₱ -
<b>TOTAL</b>	₱ -	₱ -	₱ -	₱ -	₱ -	₱ -	₱ -	₱ -	₱ -	₱ -



REPUBLIC OF THE PHILIPPINES  
DEPARTMENT OF BUDGET AND MANAGEMENT  
GENERAL SOLANO STREET, SAN MIGUEL, MANILA

ANNEX "A"

**MONTHLY REPORT OF DISBURSEMENT**

Fund 01 - Regular Fund

As of August 31, 2024

PERIOD COVERED	NCA Received	Add: Balance from Previous Month	Monthly Available NCA	Tax Remittance Advice (TRA)	Notice of Transfer of Allocation Received			Total Disbursement Authorities Available	Net Disbursements	Other Non-Cash Disbursements	Other Adjustments	Lapsed NCA	Month-End NCA Balance	% of Net Disbursements Vs. Total Disbursement Authorities Available
					Received	Issued	Net							
	(a)	(b)	(c)= a+b	(d)	(e)	(f)	(g)= e-f	(h)= c+d+g	(i)	(j)	(k)	(l)	(m) = h-i+j+k-l	(n) = i ÷ h
January	242,661,031.00	0.00	242,661,031.00	13,579,389.57	0.00	0.00	0.00	256,240,420.57	231,056,181.77	0.00	0.00	0.00	25,184,238.80	90.17%
February	140,619,910.00	25,184,238.80	165,804,148.80	15,556,845.25	1,900,000.00	1,900,000.00	0.00	181,360,994.05	167,886,765.62	0.00	0.00	0.00	13,474,228.43	92.57%
March	170,285,419.00	13,474,228.43	183,759,647.43	9,119,868.62	2,868,926.00	2,868,926.00	0.00	192,879,516.05	142,393,850.31	215.57	540.00	50,486,421.31	0.00	73.83%
<b>1st Qtr Balance</b>	<b>553,566,360.00</b>	<b>38,658,467.23</b>	<b>592,224,827.23</b>	<b>38,256,103.44</b>	<b>4,768,926.00</b>	<b>4,768,926.00</b>	<b>0.00</b>	<b>591,822,463.44</b>	<b>541,336,797.70</b>	<b>215.57</b>	<b>540.00</b>	<b>50,486,421.31</b>	<b>0.00</b>	<b>91.47%</b>
April	473,060,625.00	0.00	473,060,625.00	9,676,631.92	0.00	0.00	0.00	482,737,256.92	130,955,887.18	0.00	0.00	0.00	351,781,369.74	27.13%
May	205,239,963.00	351,781,369.74	557,021,332.74	11,400,979.81	0.00	0.00	0.00	568,422,312.55	220,500,788.59	0.00	287,874.00	0.00	348,209,397.96	38.79%
June	192,285,747.00	348,209,397.96	540,495,144.96	10,295,422.16	0.00	0.00	0.00	550,790,567.12	150,296,853.65	110.27	( 12,162.69)	400,481,661.05	0.00	27.29%
<b>2nd Qtr Balance</b>	<b>870,586,335.00</b>	<b>699,990,767.70</b>	<b>1,570,577,102.70</b>	<b>31,373,033.89</b>	<b>0.00</b>	<b>0.00</b>	<b>0.00</b>	<b>901,959,368.89</b>	<b>501,753,529.42</b>	<b>110.27</b>	<b>275,711.31</b>	<b>400,481,661.05</b>	<b>0.00</b>	<b>55.63%</b>
July	117,856,000.00	0.00	117,856,000.00	8,909,264.58	0.00	0.00	0.00	126,765,264.58	108,514,813.76	0.00	0.00	0.00	18,250,450.82	85.60%
August	174,494,043.00	18,250,450.82	192,744,493.82	9,320,290.87	0.00	0.00	0.00	202,064,784.69	189,303,368.71	51.60	0.00	0.00	12,761,467.58	93.68%
<b>3rd Qtr Balance</b>	<b>292,350,043.00</b>	<b>18,250,502.42</b>	<b>310,600,545.42</b>	<b>18,229,555.45</b>	<b>0.00</b>	<b>0.00</b>	<b>0.00</b>	<b>310,579,598.45</b>	<b>297,818,182.47</b>	<b>51.60</b>	<b>0.00</b>	<b>0.00</b>	<b>12,761,467.58</b>	<b>95.89%</b>
<b>Total</b>	<b>1,716,502,738.00</b>	<b>756,899,737.35</b>	<b>2,473,402,475.35</b>	<b>87,858,692.78</b>	<b>4,768,926.00</b>	<b>4,768,926.00</b>	<b>0.00</b>	<b>1,804,361,430.78</b>	<b>1,340,908,509.59</b>	<b>377.44</b>	<b>276,251.31</b>	<b>450,968,082.36</b>	<b>12,761,467.58</b>	<b>74.31%</b>



REPUBLIC OF THE PHILIPPINES  
DEPARTMENT OF BUDGET AND MANAGEMENT  
GENERAL SOLANO STREET, SAN MIGUEL, MANILA

ANNEX "A-I"

	Month-End NCA Balance as of July 2024	NCA Received for the month of August 2024	NTA Received / (Issued)	TRA	Total Disbursement Authorities Available as of August 31, 2024	Net Disbursements for the month of August 2024	Other Non-Cash Disbursements	Other Adjustments for the month of August 2024	Lapsed NCA	Balance of Disbursement Authorities as at date
	(a)	(b)	(c)	(d)	(e)= a+b+c+d	(f)	(g)	(h)	(i)	(j)= e-f+g+h-i
Central Office	₱ 8,952,602.54	₱ 134,700,133.00	₱ -	₱ 6,253,419.79	₱ 149,906,155.33	₱ 148,759,992.33	₱ -	₱ -	₱ -	₱ 1,146,163.00
NCR	₱ 325,815.97	₱ 1,910,000.00	₱ -	₱ 163,454.55	₱ 2,399,270.52	₱ 2,254,751.70	₱ -	₱ -	₱ -	₱ 144,518.82
RO1	₱ 524,597.42	₱ 2,243,000.00	₱ -	₱ 130,972.97	₱ 2,898,570.39	₱ 1,988,255.97	₱ -	₱ -	₱ -	₱ 910,314.42
RO2	₱ 486,800.03	₱ 4,653,410.00	₱ -	₱ 138,508.83	₱ 5,278,718.86	₱ 3,576,709.86	₱ 51.60	₱ -	₱ -	₱ 1,702,060.60
CAR	₱ 1,623,993.53	₱ 2,907,000.00	₱ -	₱ 207,825.72	₱ 4,738,819.25	₱ 2,464,303.85	₱ -	₱ -	₱ -	₱ 2,274,515.40
RO3	₱ 611,719.23	₱ 2,781,000.00	₱ -	₱ 325,557.22	₱ 3,718,276.45	₱ 3,486,175.58	₱ -	₱ -	₱ -	₱ 232,100.87
RO4a	₱ 107,148.91	₱ 1,646,000.00	₱ -	₱ 150,622.60	₱ 1,903,771.51	₱ 1,497,403.29	₱ -	₱ -	₱ -	₱ 406,368.22
RO4b	₱ 100,244.64	₱ 2,398,000.00	₱ -	₱ 232,102.83	₱ 2,730,347.47	₱ 2,414,824.62	₱ -	₱ -	₱ -	₱ 315,522.85
RO5	₱ 641,454.69	₱ 2,108,000.00	₱ -	₱ 154,725.86	₱ 2,904,180.55	₱ 1,888,194.40	₱ -	₱ -	₱ -	₱ 1,015,986.15
RO6	₱ 256,785.26	₱ 2,137,000.00	₱ -	₱ 151,310.68	₱ 2,545,095.94	₱ 2,227,974.78	₱ -	₱ -	₱ -	₱ 317,121.16
RO7	₱ 546,056.09	₱ 2,191,500.00	₱ -	₱ 168,243.72	₱ 2,905,799.81	₱ 2,157,921.53	₱ -	₱ -	₱ -	₱ 747,878.28
RO8	₱ 245,624.89	₱ 2,421,000.00	₱ -	₱ 223,823.89	₱ 2,890,448.78	₱ 2,889,847.64	₱ -	₱ -	₱ -	₱ 601.14
RO9	₱ 1,099,723.51	₱ 2,590,000.00	₱ -	₱ 162,877.43	₱ 3,852,600.94	₱ 2,899,886.53	₱ -	₱ -	₱ -	₱ 952,714.41
RO10	₱ 246,161.15	₱ 2,148,000.00	₱ -	₱ 192,920.22	₱ 2,587,081.37	₱ 2,348,367.03	₱ -	₱ -	₱ -	₱ 238,714.34
RO11	₱ 1,835,640.15	₱ 2,745,000.00	₱ -	₱ 255,424.24	₱ 4,836,064.39	₱ 3,026,500.68	₱ -	₱ -	₱ -	₱ 1,809,563.71
RO12	₱ 175,305.96	₱ 2,253,000.00	₱ -	₱ 187,370.43	₱ 2,615,676.39	₱ 2,378,751.75	₱ -	₱ -	₱ -	₱ 236,924.64
RO13	₱ 470,776.85	₱ 2,662,000.00	₱ -	₱ 221,129.89	₱ 3,353,906.74	₱ 3,043,507.17	₱ -	₱ -	₱ -	₱ 310,399.57
<b>TOTAL</b>	<b>₱ 18,250,450.82</b>	<b>₱ 174,494,043.00</b>	<b>₱ -</b>	<b>₱ 9,320,290.87</b>	<b>₱ 202,064,784.69</b>	<b>₱ 189,303,368.71</b>	<b>₱ 51.60</b>	<b>₱ -</b>	<b>₱ -</b>	<b>₱ 12,761,467.58</b>



REPUBLIC OF THE PHILIPPINES  
DEPARTMENT OF BUDGET AND MANAGEMENT  
GENERAL SOLANO STREET, SAN MIGUEL, MANILA

ANNEX "B"

**MONTHLY REPORT OF DISBURSEMENT**  
Fund 07 - Trust Receipts  
As of August 31, 2024

PERIOD COVERED	NCA Received	Add: Balance from Previous Month	Monthly Available NCA	Tax Remittance Advice (TRA)	Notice of Transfer of Allocation Received			Total Disbursement Authorities Available	Net Disbursements	Other Adjustments	Lapsed NCA	Month-End NCA Balance	% of Net Disbursements Vs. Total Disbursement Authorities Available
					Received	Issued	Net						
					(a)	(b)	(c)= a+b						
January	₱ -	₱ -	₱ -	₱ -	₱ -	₱ -	₱ -	₱ -	₱ -	₱ -	₱ -	₱ -	0.00%
February	₱ -	₱ -	₱ -	₱ -	₱ -	₱ -	₱ -	₱ -	₱ -	₱ -	₱ -	₱ -	0.00%
March	₱ -	₱ -	₱ -	₱ -	₱ -	₱ -	₱ -	₱ -	₱ -	₱ -	₱ -	₱ -	0.00%
<b>1st Qtr Balance</b>	₱ -	₱ -	₱ -	₱ -	₱ -	₱ -	₱ -	₱ -	₱ -	₱ -	₱ -	₱ -	0.00%
April	₱ 1,894,315.00	₱ -	₱ 1,894,315.00	₱ -	₱ -	₱ -	₱ -	₱ 1,894,315.00	₱ 651,957.50	₱ -	₱ -	₱ 1,242,357.50	34.42%
May	₱ -	₱ 1,242,357.50	₱ 1,242,357.50	₱ -	₱ -	₱ -	₱ -	₱ 1,242,357.50	₱ 1,242,356.61	₱ -	₱ -	₱ 0.89	100.00%
June	₱ 128,086.00	₱ 0.89	₱ 128,086.89	₱ -	₱ -	₱ -	₱ -	₱ 128,086.89	₱ 128,086.00	₱ -	₱ 0.89	(₱ 0.00 )	100.00%
<b>2nd Qtr Balance</b>	₱ 2,022,401.00	₱ 1,242,358.39	₱ 3,264,759.39	₱ -	₱ -	₱ -	₱ -	₱ 2,022,401.00	₱ 2,022,400.11	₱ -	₱ 0.89	(₱ 0.00 )	100.00%
July	₱ -	₱ -	₱ -	₱ -	₱ -	₱ -	₱ -	₱ -	₱ -	₱ -	₱ -	₱ -	0.00%
August	₱ 519,383.00	₱ -	₱ 519,383.00	₱ -	₱ -	₱ -	₱ -	₱ 519,383.00	₱ 519,381.80	₱ -	₱ -	₱ 1.20	100.00%
<b>3rd Qtr Balance</b>	₱ 519,383.00	₱ 0.00	₱ 519,383.00	₱ -	₱ -	₱ -	₱ -	₱ 519,383.00	₱ 519,381.80	₱ -	₱ -	₱ 1.20	100.00%
<b>Total</b>	₱ 2,541,784.00	₱ 1,242,358.39	₱ 3,784,142.39	₱ -	₱ -	₱ -	₱ -	₱ 2,541,784.00	₱ 2,541,781.91	₱ -	₱ 0.89	₱ 1.20	100%



REPUBLIC OF THE PHILIPPINES  
 DEPARTMENT OF BUDGET AND MANAGEMENT  
 GENERAL SOLANO STREET, SAN MIGUEL, MANILA

ANNEX "B-1"

	Month-End NCA Balance as of August 2024	NCA Received for the month of August 2024	NTA Received / (Issued)	TRA	Total Disbursement Authorities Available as of August 31, 2024	Net Disbursements for the month of August 2024	Other Non-Cash Disbursements	Other Adjustments for the month of August 2024	Lapsed NCA	Balance of Disbursement Authorities as at date
	(a)	(b)	(c)	(d)	(e)= a+b+c+d	(f)	(g)	(h)	(i)	(j)= e-f+g+h-i
Central Office	₱ -	₱ 519,383.00	₱ -	₱ -	₱ 519,383.00	₱ 519,381.80	₱ -	₱ -	₱ -	₱ 1.20
NCR	₱ -	₱ -	₱ -	₱ -	₱ -	₱ -	₱ -	₱ -	₱ -	₱ -
RO1	₱ -	₱ -	₱ -	₱ -	₱ -	₱ -	₱ -	₱ -	₱ -	₱ -
RO2	₱ -	₱ -	₱ -	₱ -	₱ -	₱ -	₱ -	₱ -	₱ -	₱ -
CAR	₱ -	₱ -	₱ -	₱ -	₱ -	₱ -	₱ -	₱ -	₱ -	₱ -
RO3	₱ -	₱ -	₱ -	₱ -	₱ -	₱ -	₱ -	₱ -	₱ -	₱ -
RO4a	₱ -	₱ -	₱ -	₱ -	₱ -	₱ -	₱ -	₱ -	₱ -	₱ -
RO4b	₱ -	₱ -	₱ -	₱ -	₱ -	₱ -	₱ -	₱ -	₱ -	₱ -
RO5	₱ -	₱ -	₱ -	₱ -	₱ -	₱ -	₱ -	₱ -	₱ -	₱ -
RO6	₱ -	₱ -	₱ -	₱ -	₱ -	₱ -	₱ -	₱ -	₱ -	₱ -
RO7	₱ -	₱ -	₱ -	₱ -	₱ -	₱ -	₱ -	₱ -	₱ -	₱ -
RO8	₱ -	₱ -	₱ -	₱ -	₱ -	₱ -	₱ -	₱ -	₱ -	₱ -
RO9	₱ -	₱ -	₱ -	₱ -	₱ -	₱ -	₱ -	₱ -	₱ -	₱ -
RO10	₱ -	₱ -	₱ -	₱ -	₱ -	₱ -	₱ -	₱ -	₱ -	₱ -
RO11	₱ -	₱ -	₱ -	₱ -	₱ -	₱ -	₱ -	₱ -	₱ -	₱ -
RO12	₱ -	₱ -	₱ -	₱ -	₱ -	₱ -	₱ -	₱ -	₱ -	₱ -
RO13	₱ -	₱ -	₱ -	₱ -	₱ -	₱ -	₱ -	₱ -	₱ -	₱ -
<b>TOTAL</b>	₱ -	₱ -	₱ -	₱ -	₱ -	₱ -	₱ -	₱ -	₱ -	₱ -





REPUBLIC OF THE PHILIPPINES  
DEPARTMENT OF BUDGET AND MANAGEMENT  
GENERAL SOLANO STREET, SAN MIGUEL, MANILA

ANNEX "A"

**MONTHLY REPORT OF DISBURSEMENT**

Fund 01 - Regular Fund

As of August 31, 2024

PERIOD COVERED	NCA Received	Add: Balance from Previous Month	Monthly Available NCA	Tax Remittance Advice (TRA)	Notice of Transfer of Allocation Received			Total Disbursement Authorities Available	Net Disbursements	Other Non-Cash Disbursements	Other Adjustments	Lapsed NCA	Month-End NCA Balance	% of Net Disbursements Vs. Total Disbursement Authorities Available
					Received	Issued	Net							
	(a)	(b)	(c)= a+b	(d)	(e)	(f)	(g)= e-f	(h)= c+d+g	(i)	(j)	(k)	(l)	(m) = h-i+j+k-l	(n) = i ÷ h
January	242,661,031.00	0.00	242,661,031.00	13,579,389.57	0.00	0.00	0.00	256,240,420.57	231,056,181.77	0.00	0.00	0.00	25,184,238.80	90.17%
February	140,619,910.00	25,184,238.80	165,804,148.80	15,556,845.25	1,900,000.00	1,900,000.00	0.00	181,360,994.05	167,886,765.62	0.00	0.00	0.00	13,474,228.43	92.57%
March	170,285,419.00	13,474,228.43	183,759,647.43	9,119,868.62	2,868,926.00	2,868,926.00	0.00	192,879,516.05	142,393,850.31	215.57	540.00	50,486,421.31	0.00	73.83%
<b>1st Qtr Balance</b>	<b>553,566,360.00</b>	<b>38,658,467.23</b>	<b>592,224,827.23</b>	<b>38,256,103.44</b>	<b>4,768,926.00</b>	<b>4,768,926.00</b>	<b>0.00</b>	<b>591,822,463.44</b>	<b>541,336,797.70</b>	<b>215.57</b>	<b>540.00</b>	<b>50,486,421.31</b>	<b>0.00</b>	<b>91.47%</b>
April	473,060,625.00	0.00	473,060,625.00	9,676,631.92	0.00	0.00	0.00	482,737,256.92	130,955,887.18	0.00	0.00	0.00	351,781,369.74	27.13%
May	205,239,963.00	351,781,369.74	557,021,332.74	11,400,979.81	0.00	0.00	0.00	568,422,312.55	220,500,788.59	0.00	287,874.00	0.00	348,209,397.96	38.79%
June	192,285,747.00	348,209,397.96	540,495,144.96	10,295,422.16	0.00	0.00	0.00	550,790,567.12	150,296,853.65	110.27	( 12,162.69)	400,481,661.05	0.00	27.29%
<b>2nd Qtr Balance</b>	<b>870,586,335.00</b>	<b>699,990,767.70</b>	<b>1,570,577,102.70</b>	<b>31,373,033.89</b>	<b>0.00</b>	<b>0.00</b>	<b>0.00</b>	<b>901,959,368.89</b>	<b>501,753,529.42</b>	<b>110.27</b>	<b>275,711.31</b>	<b>400,481,661.05</b>	<b>0.00</b>	<b>55.63%</b>
July	117,856,000.00	0.00	117,856,000.00	8,909,264.58	0.00	0.00	0.00	126,765,264.58	108,514,813.76	0.00	0.00	0.00	18,250,450.82	85.60%
August	174,494,043.00	18,250,450.82	192,744,493.82	9,320,290.87	0.00	0.00	0.00	202,064,784.69	189,303,368.71	51.60	0.00	0.00	12,761,467.58	93.68%
<b>3rd Qtr Balance</b>	<b>292,350,043.00</b>	<b>18,250,502.42</b>	<b>310,600,545.42</b>	<b>18,229,555.45</b>	<b>0.00</b>	<b>0.00</b>	<b>0.00</b>	<b>310,579,598.45</b>	<b>297,818,182.47</b>	<b>51.60</b>	<b>0.00</b>	<b>0.00</b>	<b>12,761,467.58</b>	<b>95.89%</b>
<b>Total</b>	<b>1,716,502,738.00</b>	<b>756,899,737.35</b>	<b>2,473,402,475.35</b>	<b>87,858,692.78</b>	<b>4,768,926.00</b>	<b>4,768,926.00</b>	<b>0.00</b>	<b>1,804,361,430.78</b>	<b>1,340,908,509.59</b>	<b>377.44</b>	<b>276,251.31</b>	<b>450,968,082.36</b>	<b>12,761,467.58</b>	<b>74.31%</b>



REPUBLIC OF THE PHILIPPINES  
DEPARTMENT OF BUDGET AND MANAGEMENT  
GENERAL SOLANO STREET, SAN MIGUEL, MANILA

ANNEX "A-I"

	Month-End NCA Balance as of July 2024	NCA Received for the month of August 2024	NTA Received / (Issued)	TRA	Total Disbursement Authorities Available as of August 31, 2024	Net Disbursements for the month of August 2024	Other Non-Cash Disbursements	Other Adjustments for the month of August 2024	Lapsed NCA	Balance of Disbursement Authorities as at date
	(a)	(b)	(c)	(d)	(e)= a+b+c+d	(f)	(g)	(h)	(i)	(j)= e-f+g+h-i
Central Office	₱ 8,952,602.54	₱ 134,700,133.00	₱ -	₱ 6,253,419.79	₱ 149,906,155.33	₱ 148,759,992.33	₱ -	₱ -	₱ -	₱ 1,146,163.00
NCR	₱ 325,815.97	₱ 1,910,000.00	₱ -	₱ 163,454.55	₱ 2,399,270.52	₱ 2,254,751.70	₱ -	₱ -	₱ -	₱ 144,518.82
RO1	₱ 524,597.42	₱ 2,243,000.00	₱ -	₱ 130,972.97	₱ 2,898,570.39	₱ 1,988,255.97	₱ -	₱ -	₱ -	₱ 910,314.42
RO2	₱ 486,800.03	₱ 4,653,410.00	₱ -	₱ 138,508.83	₱ 5,278,718.86	₱ 3,576,709.86	₱ 51.60	₱ -	₱ -	₱ 1,702,060.60
CAR	₱ 1,623,993.53	₱ 2,907,000.00	₱ -	₱ 207,825.72	₱ 4,738,819.25	₱ 2,464,303.85	₱ -	₱ -	₱ -	₱ 2,274,515.40
RO3	₱ 611,719.23	₱ 2,781,000.00	₱ -	₱ 325,557.22	₱ 3,718,276.45	₱ 3,486,175.58	₱ -	₱ -	₱ -	₱ 232,100.87
RO4a	₱ 107,148.91	₱ 1,646,000.00	₱ -	₱ 150,622.60	₱ 1,903,771.51	₱ 1,497,403.29	₱ -	₱ -	₱ -	₱ 406,368.22
RO4b	₱ 100,244.64	₱ 2,398,000.00	₱ -	₱ 232,102.83	₱ 2,730,347.47	₱ 2,414,824.62	₱ -	₱ -	₱ -	₱ 315,522.85
RO5	₱ 641,454.69	₱ 2,108,000.00	₱ -	₱ 154,725.86	₱ 2,904,180.55	₱ 1,888,194.40	₱ -	₱ -	₱ -	₱ 1,015,986.15
RO6	₱ 256,785.26	₱ 2,137,000.00	₱ -	₱ 151,310.68	₱ 2,545,095.94	₱ 2,227,974.78	₱ -	₱ -	₱ -	₱ 317,121.16
RO7	₱ 546,056.09	₱ 2,191,500.00	₱ -	₱ 168,243.72	₱ 2,905,799.81	₱ 2,157,921.53	₱ -	₱ -	₱ -	₱ 747,878.28
RO8	₱ 245,624.89	₱ 2,421,000.00	₱ -	₱ 223,823.89	₱ 2,890,448.78	₱ 2,889,847.64	₱ -	₱ -	₱ -	₱ 601.14
RO9	₱ 1,099,723.51	₱ 2,590,000.00	₱ -	₱ 162,877.43	₱ 3,852,600.94	₱ 2,899,886.53	₱ -	₱ -	₱ -	₱ 952,714.41
RO10	₱ 246,161.15	₱ 2,148,000.00	₱ -	₱ 192,920.22	₱ 2,587,081.37	₱ 2,348,367.03	₱ -	₱ -	₱ -	₱ 238,714.34
RO11	₱ 1,835,640.15	₱ 2,745,000.00	₱ -	₱ 255,424.24	₱ 4,836,064.39	₱ 3,026,500.68	₱ -	₱ -	₱ -	₱ 1,809,563.71
RO12	₱ 175,305.96	₱ 2,253,000.00	₱ -	₱ 187,370.43	₱ 2,615,676.39	₱ 2,378,751.75	₱ -	₱ -	₱ -	₱ 236,924.64
RO13	₱ 470,776.85	₱ 2,662,000.00	₱ -	₱ 221,129.89	₱ 3,353,906.74	₱ 3,043,507.17	₱ -	₱ -	₱ -	₱ 310,399.57
<b>TOTAL</b>	<b>₱ 18,250,450.82</b>	<b>₱ 174,494,043.00</b>	<b>₱ -</b>	<b>₱ 9,320,290.87</b>	<b>₱ 202,064,784.69</b>	<b>₱ 189,303,368.71</b>	<b>₱ 51.60</b>	<b>₱ -</b>	<b>₱ -</b>	<b>₱ 12,761,467.58</b>



REPUBLIC OF THE PHILIPPINES  
DEPARTMENT OF BUDGET AND MANAGEMENT  
GENERAL SOLANO STREET, SAN MIGUEL, MANILA

ANNEX "B"

**MONTHLY REPORT OF DISBURSEMENT**

Fund 07 - Trust Receipts

As of August 31, 2024

PERIOD COVERED	NCA Received	Add: Balance from Previous Month	Monthly Available NCA	Tax Remittance Advice (TRA)	Notice of Transfer of Allocation Received			Total Disbursement Authorities Available	Net Disbursements	Other Adjustments	Lapsed NCA	Month-End NCA Balance	% of Net Disbursements Vs. Total Disbursement Authorities Available
					Received	Issued	Net						
	(a)	(b)	(c)= a+b	(d)	(e)	(f)	(g)= e-f	(h)= c+d+g	(i)	(j)	(k)	(l) = h-i+j-k	(m) = i ÷ h
January	₱ -	₱ -	₱ -	₱ -	₱ -	₱ -	₱ -	₱ -	₱ -	₱ -	₱ -	₱ -	0.00%
February	₱ -	₱ -	₱ -	₱ -	₱ -	₱ -	₱ -	₱ -	₱ -	₱ -	₱ -	₱ -	0.00%
March	₱ -	₱ -	₱ -	₱ -	₱ -	₱ -	₱ -	₱ -	₱ -	₱ -	₱ -	₱ -	0.00%
<b>1st Qtr Balance</b>	₱ -	₱ -	₱ -	₱ -	₱ -	₱ -	₱ -	₱ -	₱ -	₱ -	₱ -	₱ -	0.00%
April	₱ 1,894,315.00	₱ -	₱ 1,894,315.00	₱ -	₱ -	₱ -	₱ -	₱ 1,894,315.00	₱ 651,957.50	₱ -	₱ -	₱ 1,242,357.50	34.42%
May	₱ -	₱ 1,242,357.50	₱ 1,242,357.50	₱ -	₱ -	₱ -	₱ -	₱ 1,242,357.50	₱ 1,242,356.61	₱ -	₱ -	₱ 0.89	100.00%
June	₱ 128,086.00	₱ 0.89	₱ 128,086.89					₱ 128,086.89	₱ 128,086.00	₱ -	₱ 0.89	(₱ 0.00 )	100.00%
<b>2nd Qtr Balance</b>	₱ 2,022,401.00	₱ 1,242,358.39	₱ 3,264,759.39	₱ -	₱ -	₱ -	₱ -	₱ 2,022,401.00	₱ 2,022,400.11	₱ -	₱ 0.89	(₱ 0.00 )	100.00%
July	₱ -	₱ -	₱ -	₱ -	₱ -	₱ -	₱ -	₱ -	₱ -	₱ -	₱ -	₱ -	0.00%
August	₱ 519,383.00	₱ -	₱ 519,383.00	₱ -	₱ -	₱ -	₱ -	₱ 519,383.00	₱ 519,381.80	₱ -	₱ -	₱ 1.20	100.00%
<b>3rd Qtr Balance</b>	₱ 519,383.00	₱ 0.00	₱ 519,383.00	₱ -	₱ -	₱ -	₱ -	₱ 519,383.00	₱ 519,381.80	₱ -	₱ -	₱ 1.20	100.00%
			₱ -										
<b>Total</b>	₱ 2,541,784.00	₱ 1,242,358.39	₱ 3,784,142.39	₱ -	₱ -	₱ -	₱ -	₱ 2,541,784.00	₱ 2,541,781.91	₱ -	₱ 0.89	₱ 1.20	100%



REPUBLIC OF THE PHILIPPINES  
 DEPARTMENT OF BUDGET AND MANAGEMENT  
 GENERAL SOLANO STREET, SAN MIGUEL, MANILA

ANNEX "B-I"

	Month-End NCA Balance as of August 2024	NCA Received for the month of August 2024	NTA Received / (Issued)	TRA	Total Disbursement Authorities Available as of August 31, 2024	Net Disbursements for the month of August 2024	Other Non-Cash Disbursements	Other Adjustments for the month of August 2024	Lapsed NCA	Balance of Disbursement Authorities as at date
	(a)	(b)	(c)	(d)	(e)= a+b+c+d	(f)	(g)	(h)	(i)	(j)= e-f+g+h-i
Central Office	₱ -	₱ 519,383.00	₱ -	₱ -	₱ 519,383.00	₱ 519,381.80	₱ -	₱ -	₱ -	₱ 1.20
NCR	₱ -	₱ -	₱ -	₱ -	₱ -	₱ -	₱ -	₱ -	₱ -	₱ -
RO1	₱ -	₱ -	₱ -	₱ -	₱ -	₱ -	₱ -	₱ -	₱ -	₱ -
RO2	₱ -	₱ -	₱ -	₱ -	₱ -	₱ -	₱ -	₱ -	₱ -	₱ -
CAR	₱ -	₱ -	₱ -	₱ -	₱ -	₱ -	₱ -	₱ -	₱ -	₱ -
RO3	₱ -	₱ -	₱ -	₱ -	₱ -	₱ -	₱ -	₱ -	₱ -	₱ -
RO4a	₱ -	₱ -	₱ -	₱ -	₱ -	₱ -	₱ -	₱ -	₱ -	₱ -
RO4b	₱ -	₱ -	₱ -	₱ -	₱ -	₱ -	₱ -	₱ -	₱ -	₱ -
RO5	₱ -	₱ -	₱ -	₱ -	₱ -	₱ -	₱ -	₱ -	₱ -	₱ -
RO6	₱ -	₱ -	₱ -	₱ -	₱ -	₱ -	₱ -	₱ -	₱ -	₱ -
RO7	₱ -	₱ -	₱ -	₱ -	₱ -	₱ -	₱ -	₱ -	₱ -	₱ -
RO8	₱ -	₱ -	₱ -	₱ -	₱ -	₱ -	₱ -	₱ -	₱ -	₱ -
RO9	₱ -	₱ -	₱ -	₱ -	₱ -	₱ -	₱ -	₱ -	₱ -	₱ -
RO10	₱ -	₱ -	₱ -	₱ -	₱ -	₱ -	₱ -	₱ -	₱ -	₱ -
RO11	₱ -	₱ -	₱ -	₱ -	₱ -	₱ -	₱ -	₱ -	₱ -	₱ -
RO12	₱ -	₱ -	₱ -	₱ -	₱ -	₱ -	₱ -	₱ -	₱ -	₱ -
RO13	₱ -	₱ -	₱ -	₱ -	₱ -	₱ -	₱ -	₱ -	₱ -	₱ -
<b>TOTAL</b>	₱ -	₱ -	₱ -	₱ -	₱ -	₱ -	₱ -	₱ -	₱ -	₱ -

**MONTHLY REPORT OF DISBURSEMENTS**

For the month of August 2024

Department: Department of Budget and Management (DBM)  
 Agency/Entity: Office of the Secretary  
 Operating Unit: ALL  
 Organization Code (UACS): ALL  
 Fund Cluster: 01 - Regular Agency Fund

Particulars	Current Year Budget				
	PS	MOOE	FinEx	CO	TOTAL
1	2	3	4	5	6=(2+3+4+5)
CASH DISBURSEMENTS	73,407,434.47	101,703,771.97	-	408,482.28	175,519,688.72
Notice of Cash Allocation (NCA)	73,407,434.47	101,703,771.97	-	408,482.28	175,519,688.72
MDS Checks issued	534,221.32	3,879,904.41	-	194,212.75	4,608,338.48
Advice to Debit Account	72,873,213.15	97,823,867.56	-	214,269.53	170,911,350.24
Notice of Transfer Allocations (NTA)	-	-	-	-	-
MDS Checks Issued	-	-	-	-	-
Advice to Debit Account	-	-	-	-	-
Working Fund for FAPs	-	-	-	-	-
Cash Disbursement Ceiling (CDC)	-	-	-	-	-
<b>TOTAL CASH DISBURSEMENTS</b>	<b>73,407,434.47</b>	<b>101,703,771.97</b>	<b>-</b>	<b>408,482.28</b>	<b>175,519,688.72</b>
NON-CASH DISBURSEMENTS	7,648,607.96	1,428,334.03	-	47,128.58	9,124,070.57
Tax Remittance Advices Issued (TRA)	7,648,607.96	1,428,282.43	-	47,128.58	9,124,018.97
Non-Cash Availment Authority (NCAA)	-	-	-	-	-
Disbursements effected through outright deductions from claims (please specify...)	-	51.60	-	-	51.60
Overpayment of expenses(e.g. personnel benefits)	-	-	-	-	-
Restitution for loss of government property	-	-	-	-	-
Liquidated damages and similar claims	-	51.60	-	-	51.60
Others(TEF, BTr-Documentary Stamp Tax, etc.)	-	-	-	-	-
<b>TOTAL NON-CASH DISBURSEMENTS</b>	<b>7,648,607.96</b>	<b>1,428,334.03</b>	<b>-</b>	<b>47,128.58</b>	<b>9,124,070.57</b>
<b>GRAND TOTAL</b>	<b>81,056,042.43</b>	<b>103,132,106.00</b>	<b>-</b>	<b>455,610.86</b>	<b>184,643,759.29</b>

**MONTHLY REPORT OF DISBURSEMENTS**  
For the month of August 2024

Department: Department of Budget and Management (DBM)  
 Agency/Entity: Office of the Secretary  
 Operating Unit: ALL  
 Organization Code (UACS): ALL  
 Fund Cluster: 01 - Regular Agency Fund

Particulars	Prior Year's Budget											SUB-TOTAL
	Prior Year's Accounts Payable					Current Year's Accounts Payable					TOTAL	
	PS	MOOE	FinEx	CO	Sub-Total	PS	MOOE	FinEx	CO	Sub-Total		
1	7	8	9	10	11={7+8+9+10}	12	13	14	15	16={12+13+14+15}	17={11+16}	18={6+17}
CASH DISBURSEMENTS		2,509,467.18	-	-	2,509,467.18	-	767,612.74	-	-	767,612.74	3,277,079.92	178,796,768.64
Notice of Cash Allocation (NCA)		2,509,467.18	-	-	2,509,467.18	-	767,612.74	-	-	767,612.74	3,277,079.92	178,796,768.64
MDS Checks Issued		-	-	-	-	-	-	-	-	-	-	4,608,338.48
Advice to Debit Account		2,509,467.18	-	-	2,509,467.18	-	767,612.74	-	-	767,612.74	3,277,079.92	174,188,430.16
Notice of Transfer Allocations (NTA)		-	-	-	-	-	-	-	-	-	-	-
MDS Checks Issued		-	-	-	-	-	-	-	-	-	-	-
Advice to Debit Account		-	-	-	-	-	-	-	-	-	-	-
Working Fund for FAPs		-	-	-	-	-	-	-	-	-	-	-
Cash Disbursement Ceiling (CDC)		-	-	-	-	-	-	-	-	-	-	-
<b>TOTAL CASH DISBURSEMENTS</b>		2,509,467.18	-	-	2,509,467.18	-	767,612.74	-	-	767,612.74	3,277,079.92	178,796,768.64
NON-CASH DISBURSEMENTS		169,101.57	-	-	169,101.57	-	27,170.33	-	-	27,170.33	196,271.90	9,320,342.47
Tax Remittance Advices Issued (TRA)		169,101.57	-	-	169,101.57	-	27,170.33	-	-	27,170.33	196,271.90	9,320,290.87
Non-Cash Availment Authority (NCAA)		-	-	-	-	-	-	-	-	-	-	-
Disbursements effected through outright deductions from claims (please specify...)		-	-	-	-	-	-	-	-	-	-	51.60
Overpayment of expenses(e.g. personnel benefits)		-	-	-	-	-	-	-	-	-	-	-
Restitution for loss of government property		-	-	-	-	-	-	-	-	-	-	-
Liquidated damages and similar claims		-	-	-	-	-	-	-	-	-	-	51.60
Others(TEF, BTR-Documentary Stamp Tax, etc.)		-	-	-	-	-	-	-	-	-	-	-
<b>TOTAL NON-CASH DISBURSEMENTS</b>		169,101.57	-	-	169,101.57	-	27,170.33	-	-	27,170.33	196,271.90	9,320,342.47
<b>GRAND TOTAL</b>		2,678,568.75	-	-	2,678,568.75	-	794,783.07	-	-	794,783.07	3,473,351.82	188,117,111.11

**MONTHLY REPORT OF DISBURSEMENTS**  
For the month of August 2024

Department: Department of Budget and Management (DBM)  
 Agency/Entity: Office of the Secretary  
 Operating Unit: ALL  
 Organization Code (UACS): ALL  
 Fund Cluster: 01 - Regular Agency Fund

Particulars	Trust Liabilities				Grand Total					Remarks
	PS	MOOE	CO	TOTAL	PS	MOOE	FinEx	CO	TOTAL	
1	19	20	21	22=(19+20+21)	23	24	25	26	27=(23+24+25+26)	28
CASH DISBURSEMENTS	1,186,257.60	-	-	1,186,257.60	74,593,692.07	104,980,851.89	-	408,482.28	179,983,026.24	
Notice of Cash Allocation (NCA)	1,186,257.60	-	-	1,186,257.60	74,593,692.07	104,980,851.89	-	408,482.28	179,983,026.24	
MDS Checks Issued	-	-	-	-	534,221.32	3,879,904.41	-	194,212.75	4,608,338.48	
Advice to Debit Account	1,186,257.60	-	-	1,186,257.60	74,059,470.75	101,100,947.48	-	214,269.53	175,374,687.76	
Notice of Transfer Allocations (NTA)	-	-	-	-	-	-	-	-	-	
MDS Checks Issued	-	-	-	-	-	-	-	-	-	
Advice to Debit Account	-	-	-	-	-	-	-	-	-	
Working Fund for FAPs	-	-	-	-	-	-	-	-	-	
Cash Disbursement Ceiling (CDC)	-	-	-	-	-	-	-	-	-	
<b>TOTAL CASH DISBURSEMENTS</b>	<b>1,186,257.60</b>	<b>-</b>	<b>-</b>	<b>1,186,257.60</b>	<b>74,593,692.07</b>	<b>104,980,851.89</b>	<b>-</b>	<b>408,482.28</b>	<b>179,983,026.24</b>	
NON-CASH DISBURSEMENTS	-	-	-	51.60	7,648,607.96	1,624,605.93	-	47,180.18	9,320,342.47	
Tax Remittance Advices Issued (TRA)	-	-	-	-	7,648,607.96	1,624,554.33	-	47,128.58	9,320,290.87	
Non-Cash Availment Authority (NCAA)	-	-	-	-	-	-	-	-	-	
Disbursements effected through outright deductions from claims (please specify...)	-	-	-	51.60	-	51.60	-	-	51.60	
Overpayment of expenses(e.g. personnel benefits)	-	-	-	-	-	-	-	-	-	
Restitution for loss of government property	-	-	-	-	-	-	-	-	-	
Liquidated damages and similar claims	-	-	-	51.60	-	51.60	-	-	51.60	
Others(TEF, BTr-Documentary Stamp Tax, etc.)	-	-	-	-	-	-	-	-	-	
<b>TOTAL NON-CASH DISBURSEMENTS</b>	<b>-</b>	<b>-</b>	<b>-</b>	<b>51.60</b>	<b>7,648,607.96</b>	<b>1,624,605.93</b>	<b>-</b>	<b>47,128.58</b>	<b>9,320,342.47</b>	
<b>GRAND TOTAL</b>	<b>1,186,257.60</b>	<b>-</b>	<b>-</b>	<b>1,186,309.20</b>	<b>82,242,300.03</b>	<b>106,605,457.82</b>	<b>-</b>	<b>455,610.86</b>	<b>189,303,368.71</b>	

**MONTHLY REPORT OF DISBURSEMENTS**  
For the month of August 2024


Department: Department of Budget and Management (DBM)  
 Agency/Entity: Office of the Secretary  
 Operating Unit: ALL  
 Organization Code (UACS): ALL  
 Fund Cluster: 01 - Regular Agency Fund

**SUMMARY**


Particulars (1)	Previous Report (2)	This Month (3)	As at Date (4)
Total Disbursement Authorities Received	1,625,316,022.91	183,814,333.87	1,809,130,356.78
NCA	1,542,008,695.00	174,494,043.00	1,716,502,738.00
NTA	4,768,926.00	-	4,768,926.00
Working Fund	-	-	-
TRA	78,538,401.91	9,320,290.87	87,858,692.78
CDC	-	-	-
NCAA	-	-	-
Others (CDT, BTr Docs Stamp, etc.)	-	-	-
Less: Notice of Transfer of Allocations (NTA)* issued	4,768,926.00	-	4,768,926.00
Add: Balance from Previous Month	-	18,250,450.82	-
Total Disbursement Authorities Available	1,620,547,096.91	202,064,784.69	1,804,361,430.78
Less:			
Lapsed NCA	450,968,082.36	-	450,968,082.36
Disbursements	1,151,605,140.88	189,303,368.71	1,340,908,509.59
Less: Other Non-Cash Disbursements	325.84	51.60	377.44
Disbursements effected through outright deductions from claims	325.84	51.60	377.44
Overpayment of expenses(e.g. personnel benefits)	-	-	-
Restitution for loss of government property	-	-	-
Liquidated damages and similar claims	325.84	51.60	377.44
Others (e.g. TEF, BTr, Docs Stamp, etc.)	-	-	-
Add/Less: Adjustments (e.g. cancelled/staled checks)	276,251.31	-	276,251.31
Balance of Disbursement Authorities as at date	18,250,450.82	12,761,467.58	12,761,467.58
 Total Disbursements Program	 1,783,493,605.28	 119,241,051.42	 1,902,734,656.70
Less: *Actual Disbursements	1,151,605,140.88	189,303,368.71	1,340,908,509.59
(Over)/Under spending	631,888,464.40	(70,062,317.29)	561,826,147.11

Notes: \* The use of NTA is discouraged

Notes: \*\* Amounts should tally with the grand total disbursement (column 27).

Certified Correct:  
  
 \_\_\_\_\_  
 JEFFREY M. GALARPE  
 Chief Accountant

Recommending Approval By:  
  
 \_\_\_\_\_  
 DANTE B. DE CHAVEZ  
 Director IV, FS

Approved By:  
  
 \_\_\_\_\_  
 RAMON VICENTE B. ASUNCION  
 Assistant Secretary



**MONTHLY REPORT OF DISBURSEMENTS**  
**For the month of August 2024**

**Department** : Department of Budget and Management (DBM)  
**Agency/Entity** : Office of the Secretary  
**Operating Unit** : ALL  
**Organization Code (UACS)** : ALL  
**Fund Cluster** : 07 - Trust Receipts

Particulars	Current Year Budget				
	PS	MOOE	FinEx	CO	TOTAL
1	2	3	4	5	6=(2+3+4+5)
CASH DISBURSEMENTS	-	-	-	-	-
Notice of Cash Allocation (NCA)	-	-	-	-	-
MDS Checks Issued	-	-	-	-	-
Advice to Debit Account	-	-	-	-	-
Notice of Transfer Allocations (NTA)	-	-	-	-	-
MDS Checks Issued	-	-	-	-	-
Advice to Debit Account	-	-	-	-	-
Working Fund for FAPs	-	-	-	-	-
Cash Disbursement Ceiling (CDC)	-	-	-	-	-
<b>TOTAL CASH DISBURSEMENTS</b>	-	-	-	-	-
NON-CASH DISBURSEMENTS	-	-	-	-	-
Tax Remittance Advices Issued (TRA)	-	-	-	-	-
Non-Cash Availment Authority (NCAA)	-	-	-	-	-
Disbursements effected through outright deductions from claims (please specify...)	-	-	-	-	-
Overpayment of expenses(e.g. personnel benefits)	-	-	-	-	-
Restitution for loss of government property	-	-	-	-	-
Liquidated damages and similar claims	-	-	-	-	-
Others(TEF, BTr-Documentary Stamp Tax, etc.)	-	-	-	-	-
<b>TOTAL NON-CASH DISBURSEMENTS</b>	-	-	-	-	-
<b>GRAND TOTAL</b>	-	-	-	-	-

**MONTHLY REPORT OF DISBURSEMENTS**  
For the month of August 2024

Department : Department of Budget and Management (DBM)  
 Agency/Entity : Office of the Secretary  
 Operating Unit : ALL  
 Organization Code (UACS) : ALL  
 Fund Cluster : 07 - Trust Receipts

Particulars	Prior Year's Budget											SUB-TOTAL	
	Prior Year's Accounts Payable					Current Year's Accounts Payable					TOTAL		
	PS	MOOE	FinEx	CO	Sub-Total	PS	MOOE	FinEx	CO	Sub-Total			
1	7	8	9	10	11=(7+8+9+10)	12	13	14	15	16=(12+13+14+15)	17=(11+16)	18=(6+17)	
CASH DISBURSEMENTS	-	-	-	-	-	-	-	-	-	-	-	-	-
Notice of Cash Allocation (NCA)	-	-	-	-	-	-	-	-	-	-	-	-	-
MDS Checks Issued	-	-	-	-	-	-	-	-	-	-	-	-	-
Advice to Debit Account	-	-	-	-	-	-	-	-	-	-	-	-	-
Notice of Transfer Allocations (NTA)	-	-	-	-	-	-	-	-	-	-	-	-	-
MDS Checks Issued	-	-	-	-	-	-	-	-	-	-	-	-	-
Advice to Debit Account	-	-	-	-	-	-	-	-	-	-	-	-	-
Working Fund for FAPs	-	-	-	-	-	-	-	-	-	-	-	-	-
Cash Disbursement Ceiling (CDC)	-	-	-	-	-	-	-	-	-	-	-	-	-
<b>TOTAL CASH DISBURSEMENTS</b>	-	-	-	-	-	-	-	-	-	-	-	-	-
NON-CASH DISBURSEMENTS	-	-	-	-	-	-	-	-	-	-	-	-	-
Tax Remittance Advices Issued (TRA)	-	-	-	-	-	-	-	-	-	-	-	-	-
Non-Cash Availment Authority (NCAA)	-	-	-	-	-	-	-	-	-	-	-	-	-
Disbursements effected through outright deductions from claims (please specify...)	-	-	-	-	-	-	-	-	-	-	-	-	-
Overpayment of expenses(e.g. personnel benefits)	-	-	-	-	-	-	-	-	-	-	-	-	-
Restitution for loss of government property	-	-	-	-	-	-	-	-	-	-	-	-	-
Liquidated damages and similar claims	-	-	-	-	-	-	-	-	-	-	-	-	-
Others(TEF, BTr-Documentary Stamp Tax, etc.)	-	-	-	-	-	-	-	-	-	-	-	-	-
<b>TOTAL NON-CASH DISBURSEMENTS</b>	-	-	-	-	-	-	-	-	-	-	-	-	-
<b>GRAND TOTAL</b>	-	-	-	-	-	-	-	-	-	-	-	-	-

**MONTHLY REPORT OF DISBURSEMENTS**

For the month of August 2024

Department : Department of Budget and Management (DBM)

Agency/Entity : Office of the Secretary

Operating Unit : ALL

Organization Code (UACS) : ALL

Fund Cluster : 07 - Trust Receipts

Particulars	Trust Liabilities				Grand Total					Remarks
	PS	MOOE	CO	TOTAL	PS	MOOE	FinEx	CO	TOTAL	
1	19	20	21	22=(19+20+21)	23	24	25	26	27=(23+24+25+26)	28
CASH DISBURSEMENTS	-	519,381.80	-	519,381.80	-	519,381.80	-	-	519,381.80	
Notice of Cash Allocation (NCA)	-	519,381.80	-	519,381.80	-	519,381.80	-	-	519,381.80	
MDS Checks Issued	-	-	-	-	-	-	-	-	-	
Advice to Debit Account	-	519,381.80	-	519,381.80	-	519,381.80	-	-	519,381.80	
Notice of Transfer Allocations (NTA)	-	-	-	-	-	-	-	-	-	
MDS Checks Issued	-	-	-	-	-	-	-	-	-	
Advice to Debit Account	-	-	-	-	-	-	-	-	-	
Working Fund for FAPs	-	-	-	-	-	-	-	-	-	
Cash Disbursement Ceiling (CDC)	-	-	-	-	-	-	-	-	-	
<b>TOTAL CASH DISBURSEMENTS</b>	-	519,381.80	-	519,381.80	-	519,381.80	-	-	519,381.80	
NON-CASH DISBURSEMENTS	-	-	-	-	-	-	-	-	-	
Tax Remittance Advices Issued (TRA)	-	-	-	-	-	-	-	-	-	
Non-Cash Availment Authority (NCAA)	-	-	-	-	-	-	-	-	-	
Disbursements effected through outright deductions from claims (please specify...)	-	-	-	-	-	-	-	-	-	
Overpayment of expenses(e.g. personnel benefits)	-	-	-	-	-	-	-	-	-	
Restitution for loss of government property	-	-	-	-	-	-	-	-	-	
Liquidated damages and similar claims	-	-	-	-	-	-	-	-	-	
Others(TEF, BTr-Documentary Stamp Tax, etc.)	-	-	-	-	-	-	-	-	-	
<b>TOTAL NON-CASH DISBURSEMENTS</b>	-	-	-	-	-	-	-	-	-	
<b>GRAND TOTAL</b>	-	519,381.80	-	519,381.80	-	519,381.80	-	-	519,381.80	

MONTHLY REPORT OF DISBURSEMENTS  
For the month of August 2024

Department : Department of Budget and Management (DBM)  
 Agency/Entity : Office of the Secretary  
 Operating Unit : ALL  
 Organization Code (UACS) : ALL  
 Fund Cluster : 07 - Trust Receipts


SUMMARY

Particulars (1)	Previous Report (2)	This Month (3)	As at Date (4)
Total Disbursement Authorities Received	2,022,401.00	519,383.00	2,541,784.00
NCA	2,022,401.00	519,383.00	2,541,784.00
NTA	-	-	-
Working Fund	-	-	-
TRA	-	-	-
CDC	-	-	-
NCAA	-	-	-
Less: Notice of Transfer of Allocations (NTA)* issued	-	-	-
Add: Balance from Previous Month	-	-	-
Total Disbursement Authorities Available	2,022,401.00	519,383.00	2,541,784.00
Less:	-	-	-
Lapsed NCA	0.89	-	0.89
Disbursements	2,022,400.11	519,381.80	2,541,781.91
Less: Other Non-Cash Disbursements	-	-	-
Disbursements effected through outright deductions from claims	-	-	-
Overpayment of expenses(e.g. personnel benefits)	-	-	-
Restitution for loss of government property	-	-	-
Liquidated damages and similar claims	-	-	-
Others (e.g. TEF, BTr, Docs Stamp, etc.)	-	-	-
Add/Less: Adjustments (e.g. cancelled/staled checks)	-	-	-
Balance of Disbursement Authorities as at date	0.00	1.20	1.20
Total Disbursements Program	1,894,315.00	519,383.00	2,413,698.00
Less: *Actual Disbursements	1,894,314.11	519,381.80	2,413,695.91
(Over)/Under spending	0.89	1.20	2.09

Notes: \* The use of NTA is discouraged

Notes: \*\* Amounts should tally with the grand total disbursement (column 27).


Certified Correct:

  
 \_\_\_\_\_  
 JEFFREY B. GALARPE  
 Chief Accountant

Recommending Approval By:

  
 \_\_\_\_\_  
 DANTE B. DE CHAVEZ  
 Director IV, FS

Approved By:

  
 \_\_\_\_\_  
 RAMON VICENTE B. ASUNCION  
 Assistant Secretary

This report was generated using the Unified Reporting System on September 09, 2024 1:37 PM;