

STATEMENT OF APPROPRIATIONS, ALLOTMENTS, OBLIGATIONS, DISBURSEMENTS AND BALANCES

As at the Quarter Ending December 31, 2024

Department : Department of Budget and Management (DBM)
 Agency/Entity : Office of the Secretary
 Region : ALL
 Division : ALL
 Operating Unit : ALL
 Fund Cluster : 01 - Regular Agency Fund

X	Current Year Appropriations
	Supplemental Appropriations
	Continuing Appropriations

(e.g. UACS Fund Cluster: 01-Regular Agency Fund, 02-Foreign Assisted Projects Fund, 03-Special Account-Locally Funded/Domestic Grants Fund, and 04-Special Account-Foreign Assisted/Foreign Grants Fund)

Particulars	Appropriations			Allotments					Current Year Obligations				
	Authorized Appropriations	Adjustments (Transfer To/From, Modifications/ Augmentations)	Adjusted Appropriations	Allotments Received	Adjustments (Reductions, Modifications/ Augmentations)	Transfer To	Transfer From	Adjusted Total Allotments	1st Quarter Ending March 31	2nd Quarter Ending June 30	3rd Quarter Ending September 30	4th Quarter Ending December 31	Total
1	3	4	5=(3+4)	6	7	8	9	10=[(6+(-)7)-8+9]	11	12	13	14	15=(11+12+13+14)
I. Agency Specific Budget	2,382,359,000.00	0.00	2,382,359,000.00	2,382,359,000.00	0.00	0.00	0.00	2,382,359,000.00	509,094,185.79	536,840,095.05	434,965,429.83	665,507,634.36	2,146,407,345.03
General Administration and Support	1,001,782,000.00	(843,853.00)	1,000,938,147.00	1,001,782,000.00	(843,853.00)	0.00	0.00	1,000,938,147.00	205,992,484.72	273,621,560.06	184,924,891.91	266,771,359.47	931,310,296.16
General Management and Supervision	996,850,000.00	2,561,134.00	999,411,134.00	996,850,000.00	2,561,134.00	0.00	0.00	999,411,134.00	205,121,038.29	273,522,392.55	184,682,759.48	266,457,095.27	929,783,285.59
National Capital Region (NCR)	627,742,000.00	(24,057,050.00)	603,684,950.00	620,006,718.00	(16,321,768.00)	0.00	0.00	603,684,950.00	124,574,950.81	168,051,082.24	115,278,811.02	147,962,611.96	555,867,456.03
Central Office	611,915,000.00	(25,453,783.00)	586,461,217.00	604,179,718.00	(17,718,501.00)	0.00	0.00	586,461,217.00	120,307,206.63	164,101,595.00	111,898,523.39	142,505,172.52	538,812,497.54
PS	307,249,000.00	450,499.00	307,699,499.00	307,249,000.00	450,499.00	0.00	0.00	307,699,499.00	56,218,549.74	78,083,744.66	61,911,121.79	111,440,560.58	307,653,976.77
MOOE	303,266,000.00	(28,547,907.00)	274,718,093.00	295,530,718.00	(20,812,625.00)	0.00	0.00	274,718,093.00	64,088,656.89	85,749,850.34	49,987,401.60	28,644,986.94	228,470,895.77
CO	1,400,000.00	2,643,625.00	4,043,625.00	1,400,000.00	2,643,625.00	0.00	0.00	4,043,625.00	0.00	268,000.00	0.00	2,419,625.00	2,687,625.00
Regional Office - NCR	15,827,000.00	1,396,733.00	17,223,733.00	15,827,000.00	1,396,733.00	0.00	0.00	17,223,733.00	4,267,744.18	3,949,487.24	3,380,287.63	5,457,439.44	17,054,958.49
PS	10,657,000.00	1,396,733.00	12,053,733.00	10,657,000.00	1,396,733.00	0.00	0.00	12,053,733.00	2,015,749.94	2,869,155.24	2,255,994.15	4,886,029.00	12,026,928.33
MOOE	3,370,000.00	0.00	3,370,000.00	3,370,000.00	0.00	0.00	0.00	3,370,000.00	589,274.24	1,080,332.00	1,124,293.48	571,410.44	3,365,310.16
CO	1,800,000.00	0.00	1,800,000.00	1,800,000.00	0.00	0.00	0.00	1,800,000.00	1,662,720.00	0.00	0.00	0.00	1,662,720.00
Region I - Ilocos	22,571,000.00	972,513.00	23,543,513.00	22,921,000.00	622,513.00	0.00	0.00	23,543,513.00	3,741,502.29	6,685,012.64	3,944,618.25	8,586,203.55	22,957,336.73
Regional Office - I	22,571,000.00	972,513.00	23,543,513.00	22,921,000.00	622,513.00	0.00	0.00	23,543,513.00	3,741,502.29	6,685,012.64	3,944,618.25	8,586,203.55	22,957,336.73
PS	12,842,000.00	622,513.00	13,464,513.00	12,842,000.00	622,513.00	0.00	0.00	13,464,513.00	2,449,151.60	3,018,476.91	3,006,664.09	4,844,409.95	13,318,702.55
MOOE	5,929,000.00	0.00	5,929,000.00	6,279,000.00	(350,000.00)	0.00	0.00	5,929,000.00	1,292,350.69	1,867,535.73	937,954.16	1,392,293.60	5,490,134.18
CO	3,800,000.00	350,000.00	4,150,000.00	3,800,000.00	350,000.00	0.00	0.00	4,150,000.00	0.00	1,799,000.00	0.00	2,349,500.00	4,148,500.00

STATEMENT OF APPROPRIATIONS, ALLOTMENTS, OBLIGATIONS, DISBURSEMENTS AND BALANCES
As at the Quarter Ending December 31, 2024

Department : Department of Budget and Management (DBM)
 Agency/Entity : Office of the Secretary
 Region : ALL
 Division : ALL
 Operating Unit : ALL
 Fund Cluster : 01 - Regular Agency Fund

X	Current Year Appropriations
	Supplemental Appropriations
	Continuing Appropriations

(e.g. UACS Fund Cluster: 01-Regular Agency Fund, 02-Foreign Assisted Projects Fund, 03-Special Account-Locally Funded/Domestic Grants Fund, and 04-Special Account-Foreign Assisted/Foreign Grants Fund)

Particulars	Appropriations			Allotments					Current Year Obligations				
	Authorized Appropriations	Adjustments (Transfer To/From, Modifications/Augmentations)	Adjusted Appropriations	Allotments Received	Adjustments (Reductions, Modifications/Augmentations)	Transfer To	Transfer From	Adjusted Total Allotments	1st Quarter Ending March 31	2nd Quarter Ending June 30	3rd Quarter Ending September 30	4th Quarter Ending December 31	Total
1	3	4	5=(3+4)	6	7	8	9	10=[(6+(-)7)-8+9]	11	12	13	14	15=(11+12+13+14)
Cordillera Administrative Region (CAR)	18,912,000.00	1,441,552.00	20,353,552.00	18,912,000.00	1,441,552.00	0.00	0.00	20,353,552.00	3,398,016.57	4,515,527.54	3,477,212.38	5,838,606.40	17,229,362.89
Regional Office - CAR	18,912,000.00	1,441,552.00	20,353,552.00	18,912,000.00	1,441,552.00	0.00	0.00	20,353,552.00	3,398,016.57	4,515,527.54	3,477,212.38	5,838,606.40	17,229,362.89
PS	12,065,000.00	1,441,552.00	13,506,552.00	12,065,000.00	1,441,552.00	0.00	0.00	13,506,552.00	2,499,875.62	3,372,899.29	2,453,408.56	5,044,583.18	13,370,766.65
MOOE	6,847,000.00	0.00	6,847,000.00	6,847,000.00	0.00	0.00	0.00	6,847,000.00	898,140.95	1,142,628.25	1,023,803.82	794,023.22	3,858,596.24
Region II - Cagayan Valley	32,960,000.00	1,304,000.00	34,264,000.00	32,960,000.00	1,304,000.00	0.00	0.00	34,264,000.00	3,807,670.92	16,475,593.72	2,809,039.67	7,842,384.18	30,934,688.49
Regional Office - II	32,960,000.00	1,304,000.00	34,264,000.00	32,960,000.00	1,304,000.00	0.00	0.00	34,264,000.00	3,807,670.92	16,475,593.72	2,809,039.67	7,842,384.18	30,934,688.49
PS	8,306,000.00	1,304,000.00	9,610,000.00	8,306,000.00	1,304,000.00	0.00	0.00	9,610,000.00	1,438,708.72	1,533,654.67	1,283,518.83	5,079,864.31	9,335,746.53
MOOE	5,654,000.00	1,184,950.00	6,838,950.00	5,654,000.00	1,184,950.00	0.00	0.00	6,838,950.00	1,049,908.49	1,467,301.35	1,525,520.84	1,784,519.87	5,827,250.55
CO	19,000,000.00	(1,184,950.00)	17,815,050.00	19,000,000.00	(1,184,950.00)	0.00	0.00	17,815,050.00	1,319,053.71	13,474,637.70	0.00	978,000.00	15,771,691.41
Region III - Central Luzon	22,476,000.00	1,900,000.00	24,376,000.00	22,476,000.00	1,900,000.00	0.00	0.00	24,376,000.00	4,474,393.58	4,776,535.98	4,524,956.50	9,271,586.75	23,047,472.81
Regional Office - III	22,476,000.00	1,900,000.00	24,376,000.00	22,476,000.00	1,900,000.00	0.00	0.00	24,376,000.00	4,474,393.58	4,776,535.98	4,524,956.50	9,271,586.75	23,047,472.81
PS	13,974,000.00	1,900,000.00	15,874,000.00	13,974,000.00	1,900,000.00	0.00	0.00	15,874,000.00	2,481,166.55	3,077,638.13	2,813,173.66	7,257,393.42	15,629,371.76
MOOE	8,380,000.00	0.00	8,380,000.00	8,380,000.00	0.00	0.00	0.00	8,380,000.00	1,993,227.03	1,698,897.85	1,711,782.84	1,892,553.33	7,296,461.05
CO	122,000.00	0.00	122,000.00	122,000.00	0.00	0.00	0.00	122,000.00	0.00	0.00	0.00	121,640.00	121,640.00
Region IVA - CALABARZON	12,329,000.00	345,564.00	12,674,564.00	12,329,000.00	345,564.00	0.00	0.00	12,674,564.00	2,258,612.05	3,178,055.62	2,403,592.10	3,859,488.91	11,699,748.68
Regional Office - IVA	12,329,000.00	345,564.00	12,674,564.00	12,329,000.00	345,564.00	0.00	0.00	12,674,564.00	2,258,612.05	3,178,055.62	2,403,592.10	3,859,488.91	11,699,748.68
PS	8,366,000.00	345,564.00	8,711,564.00	8,366,000.00	345,564.00	0.00	0.00	8,711,564.00	1,622,987.24	2,431,638.94	1,695,547.64	2,956,391.27	8,706,565.09
MOOE	3,963,000.00	0.00	3,963,000.00	3,963,000.00	0.00	0.00	0.00	3,963,000.00	635,624.81	746,416.68	708,044.46	903,097.64	2,993,183.59

STATEMENT OF APPROPRIATIONS, ALLOTMENTS, OBLIGATIONS, DISBURSEMENTS AND BALANCES
As at the Quarter Ending December 31, 2024

Department : Department of Budget and Management (DBM)
 Agency/Entity : Office of the Secretary
 Region : ALL
 Division : ALL
 Operating Unit : ALL
 Fund Cluster : 01 - Regular Agency Fund

X	Current Year Appropriations
	Supplemental Appropriations
	Continuing Appropriations

(e.g. UACS Fund Cluster: 01-Regular Agency Fund, 02-Foreign Assisted Projects Fund, 03-Special Account-Locally Funded/Domestic Grants Fund, and 04-Special Account-Foreign Assisted/Foreign Grants Fund)

Particulars	Appropriations			Allotments					Current Year Obligations				
	Authorized Appropriations	Adjustments (Transfer To/From, Modifications/ Augmentations)	Adjusted Appropriations	Allotments Received	Adjustments (Reductions, Modifications/ Augmentations)	Transfer To	Transfer From	Adjusted Total Allotments	1st Quarter Ending March 31	2nd Quarter Ending June 30	3rd Quarter Ending September 30	4th Quarter Ending December 31	Total
1	3	4	5=(3+4)	6	7	8	9	10=[(6+(-)7)-8+9]	11	12	13	14	15=(11+12+13+14)
Region IVB - MIMAROPA	23,539,000.00	810,000.00	24,349,000.00	23,539,000.00	810,000.00	0.00	0.00	24,349,000.00	5,671,311.26	5,232,810.51	5,194,998.11	7,949,015.04	24,048,134.92
Regional Office - IVB	23,539,000.00	810,000.00	24,349,000.00	23,539,000.00	810,000.00	0.00	0.00	24,349,000.00	5,671,311.26	5,232,810.51	5,194,998.11	7,949,015.04	24,048,134.92
PS	11,751,000.00	810,000.00	12,561,000.00	11,751,000.00	810,000.00	0.00	0.00	12,561,000.00	1,805,978.76	2,728,817.12	2,698,190.89	5,322,592.19	12,555,578.96
MOOE	9,788,000.00	0.00	9,788,000.00	9,788,000.00	0.00	0.00	0.00	9,788,000.00	2,087,552.50	2,503,993.39	2,496,807.22	2,406,422.85	9,494,775.96
CO	2,000,000.00	0.00	2,000,000.00	2,000,000.00	0.00	0.00	0.00	2,000,000.00	1,777,780.00	0.00	0.00	220,000.00	1,997,780.00
Region V - Bicol	22,937,000.00	4,259,530.00	27,196,530.00	23,388,299.00	3,808,231.00	0.00	0.00	27,196,530.00	11,608,272.29	5,715,968.96	4,874,689.11	4,985,528.51	27,184,458.87
Regional Office V	22,937,000.00	4,259,530.00	27,196,530.00	23,388,299.00	3,808,231.00	0.00	0.00	27,196,530.00	11,608,272.29	5,715,968.96	4,874,689.11	4,985,528.51	27,184,458.87
PS	8,710,000.00	3,808,231.00	12,518,231.00	8,710,000.00	3,808,231.00	0.00	0.00	12,518,231.00	4,642,445.58	2,255,763.15	2,843,663.89	2,776,354.92	12,518,227.54
MOOE	9,227,000.00	0.00	9,227,000.00	9,678,299.00	(451,299.00)	0.00	0.00	9,227,000.00	2,014,528.56	3,460,205.81	2,031,025.22	1,714,173.59	9,219,933.18
CO	5,000,000.00	451,299.00	5,451,299.00	5,000,000.00	451,299.00	0.00	0.00	5,451,299.00	4,951,298.15	0.00	0.00	495,000.00	5,446,298.15
Region VI - Western Visayas	17,049,000.00	1,500,000.00	18,549,000.00	17,049,000.00	1,500,000.00	0.00	0.00	18,549,000.00	2,195,022.73	3,696,265.39	3,309,113.73	7,416,142.81	16,616,544.66
Regional Office VI	17,049,000.00	1,500,000.00	18,549,000.00	17,049,000.00	1,500,000.00	0.00	0.00	18,549,000.00	2,195,022.73	3,696,265.39	3,309,113.73	7,416,142.81	16,616,544.66
PS	9,672,000.00	1,500,000.00	11,172,000.00	9,672,000.00	1,500,000.00	0.00	0.00	11,172,000.00	1,883,082.30	2,337,166.98	1,945,400.14	4,927,756.01	11,093,405.43
MOOE	7,377,000.00	0.00	7,377,000.00	7,377,000.00	0.00	0.00	0.00	7,377,000.00	311,940.43	1,359,098.41	1,363,713.59	2,488,386.80	5,523,139.23
Region VII - Central Visayas	27,975,000.00	1,404,000.00	29,379,000.00	27,975,000.00	1,404,000.00	0.00	0.00	29,379,000.00	13,317,309.26	4,246,029.84	3,901,031.77	6,763,516.05	28,227,886.92
Regional Office VII	27,975,000.00	1,404,000.00	29,379,000.00	27,975,000.00	1,404,000.00	0.00	0.00	29,379,000.00	13,317,309.26	4,246,029.84	3,901,031.77	6,763,516.05	28,227,886.92
PS	10,339,000.00	1,404,000.00	11,743,000.00	10,339,000.00	1,404,000.00	0.00	0.00	11,743,000.00	2,236,459.03	2,806,609.97	2,294,589.41	4,411,705.89	11,749,364.30
MOOE	8,211,000.00	0.00	8,211,000.00	8,211,000.00	0.00	0.00	0.00	8,211,000.00	1,880,850.23	1,439,419.87	1,382,941.93	2,351,810.16	7,055,022.19
CO	9,425,000.00	0.00	9,425,000.00	9,425,000.00	0.00	0.00	0.00	9,425,000.00	9,200,000.00	0.00	223,500.43	0.00	9,423,500.43

STATEMENT OF APPROPRIATIONS, ALLOTMENTS, OBLIGATIONS, DISBURSEMENTS AND BALANCES
As at the Quarter Ending December 31, 2024

Department : Department of Budget and Management (DBM)
 Agency/Entity : Office of the Secretary
 Region : ALL
 Division : ALL
 Operating Unit : ALL
 Fund Cluster : 01 - Regular Agency Fund

X	Current Year Appropriations
	Supplemental Appropriations
	Continuing Appropriations

(e.g. UACS Fund Cluster: 01-Regular Agency Fund, 02-Foreign Assisted Projects Fund, 03-Special Account-Locally Funded/Domestic Grants Fund, and 04-Special Account-Foreign Assisted/Foreign Grants Fund)

Particulars	Appropriations			Allotments					Current Year Obligations				
	Authorized Appropriations	Adjustments (Transfer To/From, Modifications/ Augmentations)	Adjusted Appropriations	Allotments Received	Adjustments (Reductions, Modifications/ Augmentations)	Transfer To	Transfer From	Adjusted Total Allotments	1st Quarter Ending March 31	2nd Quarter Ending June 30	3rd Quarter Ending September 30	4th Quarter Ending December 31	Total
1	3	4	5=(3+4)	6	7	8	9	10=[(6+(-)7)-8+9]	11	12	13	14	15=(11+12+13+14)
Region VIII - Eastern Visayas	21,724,000.00	2,563,265.00	24,287,265.00	22,687,265.00	1,600,000.00	0.00	0.00	24,287,265.00	4,990,319.53	7,572,271.14	5,113,145.99	6,331,612.70	24,007,349.36
Regional Office VIII	21,724,000.00	2,563,265.00	24,287,265.00	22,687,265.00	1,600,000.00	0.00	0.00	24,287,265.00	4,990,319.53	7,572,271.14	5,113,145.99	6,331,612.70	24,007,349.36
PS	9,921,000.00	1,600,000.00	11,521,000.00	9,921,000.00	1,600,000.00	0.00	0.00	11,521,000.00	2,482,325.06	3,400,764.61	2,658,813.17	2,979,096.01	11,520,998.85
MOOE	8,644,000.00	963,265.00	9,607,265.00	9,607,265.00	0.00	0.00	0.00	9,607,265.00	2,507,994.47	1,783,601.53	2,282,932.82	2,827,866.69	9,402,395.51
CO	3,159,000.00	0.00	3,159,000.00	3,159,000.00	0.00	0.00	0.00	3,159,000.00	0.00	2,387,905.00	171,400.00	524,650.00	3,083,955.00
Region IX - Zamboanga Peninsula	20,623,000.00	1,304,000.00	21,927,000.00	20,623,000.00	1,304,000.00	0.00	0.00	21,927,000.00	3,273,505.03	4,726,823.67	4,578,996.40	7,855,924.63	20,435,249.73
Regional Office IX	20,623,000.00	1,304,000.00	21,927,000.00	20,623,000.00	1,304,000.00	0.00	0.00	21,927,000.00	3,273,505.03	4,726,823.67	4,578,996.40	7,855,924.63	20,435,249.73
PS	11,651,000.00	1,304,000.00	12,955,000.00	11,651,000.00	1,304,000.00	0.00	0.00	12,955,000.00	2,302,202.68	2,875,010.95	2,360,217.98	5,111,087.84	12,648,519.45
MOOE	8,972,000.00	(988,000.00)	7,984,000.00	8,972,000.00	(988,000.00)	0.00	0.00	7,984,000.00	971,302.35	1,851,812.72	2,218,778.42	2,744,836.79	7,786,730.28
CO	0.00	988,000.00	988,000.00	0.00	988,000.00	0.00	0.00	988,000.00	0.00	0.00	0.00	0.00	0.00
Region X - Northern Mindanao	26,170,000.00	705,000.00	26,875,000.00	26,170,000.00	705,000.00	0.00	0.00	26,875,000.00	4,020,647.68	4,841,648.28	3,627,191.47	13,764,317.56	26,253,804.99
Regional Office X	26,170,000.00	705,000.00	26,875,000.00	26,170,000.00	705,000.00	0.00	0.00	26,875,000.00	4,020,647.68	4,841,648.28	3,627,191.47	13,764,317.56	26,253,804.99
PS	12,134,000.00	705,000.00	12,839,000.00	12,134,000.00	705,000.00	0.00	0.00	12,839,000.00	2,433,402.68	3,056,804.13	2,414,594.40	4,818,733.91	12,723,535.12
MOOE	7,536,000.00	0.00	7,536,000.00	7,536,000.00	0.00	0.00	0.00	7,536,000.00	1,587,245.00	1,784,844.15	1,212,597.07	2,445,583.65	7,030,269.87
CO	6,500,000.00	0.00	6,500,000.00	6,500,000.00	0.00	0.00	0.00	6,500,000.00	0.00	0.00	0.00	6,500,000.00	6,500,000.00
Region XI - Davao	48,422,000.00	2,618,862.00	51,040,862.00	51,914,240.00	(873,378.00)	0.00	0.00	51,040,862.00	3,798,719.50	21,415,419.57	11,005,668.96	8,367,958.96	44,587,766.99
Regional Office XI	48,422,000.00	2,618,862.00	51,040,862.00	51,914,240.00	(873,378.00)	0.00	0.00	51,040,862.00	3,798,719.50	21,415,419.57	11,005,668.96	8,367,958.96	44,587,766.99
PS	12,845,000.00	(873,378.00)	11,971,622.00	12,845,000.00	(873,378.00)	0.00	0.00	11,971,622.00	2,035,969.59	2,966,007.45	2,262,424.52	3,930,946.73	11,195,348.29

STATEMENT OF APPROPRIATIONS, ALLOTMENTS, OBLIGATIONS, DISBURSEMENTS AND BALANCES
As at the Quarter Ending December 31, 2024

Department : Department of Budget and Management (DBM)
 Agency/Entity : Office of the Secretary
 Region : ALL
 Division : ALL
 Operating Unit : ALL
 Fund Cluster : 01 - Regular Agency Fund

X	Current Year Appropriations
	Supplemental Appropriations
	Continuing Appropriations

(e.g. UACS Fund Cluster: 01-Regular Agency Fund, 02-Foreign Assisted Projects Fund, 03-Special Account-Locally Funded/Domestic Grants Fund, and 04-Special Account-Foreign Assisted/Foreign Grants Fund)

Particulars	Appropriations			Allotments					Current Year Obligations				
	Authorized Appropriations	Adjustments (Transfer To/From, Modifications/ Augmentations)	Adjusted Appropriations	Allotments Received	Adjustments (Reductions, Modifications/ Augmentations)	Transfer To	Transfer From	Adjusted Total Allotments	1st Quarter Ending March 31	2nd Quarter Ending June 30	3rd Quarter Ending September 30	4th Quarter Ending December 31	Total
1	3	4	5=(3+4)	6	7	8	9	10=[(6+(-)7)-8+9]	11	12	13	14	15=(11+12+13+14)
MOOE	21,068,000.00	3,492,240.00	24,560,240.00	24,560,240.00	0.00	0.00	0.00	24,560,240.00	1,762,749.91	6,650,700.62	7,363,354.44	3,922,017.23	19,698,822.20
CO	14,509,000.00	0.00	14,509,000.00	14,509,000.00	0.00	0.00	0.00	14,509,000.00	0.00	11,798,711.50	1,379,890.00	514,995.00	13,693,596.50
Region XII - SOCCSKSARGEN	26,910,000.00	3,969,898.00	30,879,898.00	29,388,478.00	1,491,420.00	0.00	0.00	30,879,898.00	9,552,387.84	5,299,703.47	4,666,419.35	11,361,385.41	30,879,896.07
Regional Office - XII	26,910,000.00	3,969,898.00	30,879,898.00	29,388,478.00	1,491,420.00	0.00	0.00	30,879,898.00	9,552,387.84	5,299,703.47	4,666,419.35	11,361,385.41	30,879,896.07
PS	13,903,000.00	1,491,420.00	15,394,420.00	13,903,000.00	1,491,420.00	0.00	0.00	15,394,420.00	2,451,731.39	3,441,248.54	2,613,587.71	6,887,851.93	15,394,419.57
MOOE	6,507,000.00	0.00	6,507,000.00	8,985,478.00	(2,478,478.00)	0.00	0.00	6,507,000.00	1,901,656.45	1,338,554.93	1,271,731.64	1,995,056.48	6,506,999.50
CO	6,500,000.00	2,478,478.00	8,978,478.00	6,500,000.00	2,478,478.00	0.00	0.00	8,978,478.00	5,199,000.00	519,900.00	781,100.00	2,478,477.00	8,978,477.00
Region XIII - CARAGA	24,511,000.00	1,520,000.00	26,031,000.00	24,511,000.00	1,520,000.00	0.00	0.00	26,031,000.00	4,438,396.95	7,093,643.98	5,973,274.67	8,300,811.85	25,806,127.45
Regional Office - XIII	24,511,000.00	1,520,000.00	26,031,000.00	24,511,000.00	1,520,000.00	0.00	0.00	26,031,000.00	4,438,396.95	7,093,643.98	5,973,274.67	8,300,811.85	25,806,127.45
PS	13,476,000.00	1,520,000.00	14,996,000.00	13,476,000.00	1,520,000.00	0.00	0.00	14,996,000.00	2,496,405.77	3,430,624.74	3,268,891.89	5,737,811.40	14,933,733.80
MOOE	9,235,000.00	0.00	9,235,000.00	9,235,000.00	0.00	0.00	0.00	9,235,000.00	1,941,991.18	1,865,019.24	2,704,382.78	2,563,000.45	9,074,393.65
CO	1,800,000.00	0.00	1,800,000.00	1,800,000.00	0.00	0.00	0.00	1,800,000.00	0.00	1,798,000.00	0.00	0.00	1,798,000.00
Administration of Personnel Benefits	4,932,000.00	(3,404,987.00)	1,527,013.00	4,932,000.00	(3,404,987.00)	0.00	0.00	1,527,013.00	871,446.43	99,167.51	242,132.43	314,264.20	1,527,010.57
National Capital Region (NCR)	1,138,000.00	(952,203.00)	185,797.00	1,138,000.00	(952,203.00)	0.00	0.00	185,797.00	0.00	0.00	0.00	185,796.08	185,796.08
Central Office	1,138,000.00	(952,203.00)	185,797.00	1,138,000.00	(952,203.00)	0.00	0.00	185,797.00	0.00	0.00	0.00	185,796.08	185,796.08
PS	1,138,000.00	(952,203.00)	185,797.00	1,138,000.00	(952,203.00)	0.00	0.00	185,797.00	0.00	0.00	0.00	185,796.08	185,796.08
Region I - Ilocos	830,000.00	41,447.00	871,447.00	830,000.00	41,447.00	0.00	0.00	871,447.00	871,446.43	0.00	0.00	0.00	871,446.43
Regional Office - I	830,000.00	41,447.00	871,447.00	830,000.00	41,447.00	0.00	0.00	871,447.00	871,446.43	0.00	0.00	0.00	871,446.43

STATEMENT OF APPROPRIATIONS, ALLOTMENTS, OBLIGATIONS, DISBURSEMENTS AND BALANCES
As at the Quarter Ending December 31, 2024

Department : Department of Budget and Management (DBM)
 Agency/Entity : Office of the Secretary
 Region : ALL
 Division : ALL
 Operating Unit : ALL
 Fund Cluster : 01 - Regular Agency Fund

X	Current Year Appropriations
	Supplemental Appropriations
	Continuing Appropriations

(e.g. UACS Fund Cluster: 01-Regular Agency Fund, 02-Foreign Assisted Projects Fund, 03-Special Account-Locally Funded/Domestic Grants Fund, and 04-Special Account-Foreign Assisted/Foreign Grants Fund)

Particulars	Appropriations			Allotments					Current Year Obligations				
	Authorized Appropriations	Adjustments (Transfer To/From, Modifications/ Augmentations)	Adjusted Appropriations	Allotments Received	Adjustments (Reductions, Modifications/ Augmentations)	Transfer To	Transfer From	Adjusted Total Allotments	1st Quarter Ending March 31	2nd Quarter Ending June 30	3rd Quarter Ending September 30	4th Quarter Ending December 31	Total
1	3	4	5=(3+4)	6	7	8	9	10=[(6+(-)7)-8+9]	11	12	13	14	15=(11+12+13+14)
PS	830,000.00	41,447.00	871,447.00	830,000.00	41,447.00	0.00	0.00	871,447.00	871,446.43	0.00	0.00	0.00	871,446.43
Region V - Bicol	2,964,000.00	(2,494,231.00)	469,769.00	2,964,000.00	(2,494,231.00)	0.00	0.00	469,769.00	0.00	99,167.51	242,132.43	128,468.12	469,768.06
Regional Office V	2,964,000.00	(2,494,231.00)	469,769.00	2,964,000.00	(2,494,231.00)	0.00	0.00	469,769.00	0.00	99,167.51	242,132.43	128,468.12	469,768.06
PS	2,964,000.00	(2,494,231.00)	469,769.00	2,964,000.00	(2,494,231.00)	0.00	0.00	469,769.00	0.00	99,167.51	242,132.43	128,468.12	469,768.06
Sub-total, General Administration and Support	1,001,782,000.00	(843,853.00)	1,000,938,147.00	1,001,782,000.00	(843,853.00)	0.00	0.00	1,000,938,147.00	205,992,484.72	273,621,560.06	184,924,891.91	266,771,359.47	931,310,296.16
PS	492,793,000.00	17,325,147.00	510,118,147.00	492,793,000.00	17,325,147.00	0.00	0.00	510,118,147.00	94,367,638.68	123,785,192.99	101,021,935.15	188,727,432.74	507,902,199.56
MOOE	433,974,000.00	(23,895,452.00)	410,078,548.00	433,974,000.00	(23,895,452.00)	0.00	0.00	410,078,548.00	87,514,994.18	117,790,212.87	81,347,066.33	61,442,039.73	348,094,313.11
CO	75,015,000.00	5,726,452.00	80,741,452.00	75,015,000.00	5,726,452.00	0.00	0.00	80,741,452.00	24,109,851.86	32,046,154.20	2,555,890.43	16,601,887.00	75,313,783.49
Support to Operations	803,833,000.00	(17,423,019.00)	786,409,981.00	803,833,000.00	(17,423,019.00)	0.00	0.00	786,409,981.00	193,824,097.29	118,590,435.88	114,906,852.35	225,489,651.08	652,811,036.60
Legal services	28,722,000.00	(1,753,776.00)	26,968,224.00	28,722,000.00	(1,753,776.00)	0.00	0.00	26,968,224.00	5,642,364.89	7,816,632.79	5,894,946.07	7,213,564.69	26,567,508.44
National Capital Region (NCR)	28,722,000.00	(1,753,776.00)	26,968,224.00	28,722,000.00	(1,753,776.00)	0.00	0.00	26,968,224.00	5,642,364.89	7,816,632.79	5,894,946.07	7,213,564.69	26,567,508.44
Central Office	28,722,000.00	(1,753,776.00)	26,968,224.00	28,722,000.00	(1,753,776.00)	0.00	0.00	26,968,224.00	5,642,364.89	7,816,632.79	5,894,946.07	7,213,564.69	26,567,508.44
PS	26,584,000.00	(663,776.00)	25,920,224.00	26,584,000.00	(663,776.00)	0.00	0.00	25,920,224.00	5,384,530.89	7,682,416.79	5,864,946.07	6,988,327.94	25,920,221.69
MOOE	2,138,000.00	(1,090,000.00)	1,048,000.00	2,138,000.00	(1,090,000.00)	0.00	0.00	1,048,000.00	257,834.00	134,216.00	30,000.00	225,236.75	647,286.75
Information and communications technology systems services	345,123,000.00	3,736,404.00	348,859,404.00	345,123,000.00	3,736,404.00	0.00	0.00	348,859,404.00	124,271,602.92	102,059,231.16	78,372,828.88	21,371,782.35	326,075,445.31
National Capital Region (NCR)	345,123,000.00	3,736,404.00	348,859,404.00	345,123,000.00	3,736,404.00	0.00	0.00	348,859,404.00	124,271,602.92	102,059,231.16	78,372,828.88	21,371,782.35	326,075,445.31
Central Office	345,123,000.00	3,736,404.00	348,859,404.00	345,123,000.00	3,736,404.00	0.00	0.00	348,859,404.00	124,271,602.92	102,059,231.16	78,372,828.88	21,371,782.35	326,075,445.31
PS	19,763,000.00	12,256,404.00	32,019,404.00	19,763,000.00	12,256,404.00	0.00	0.00	32,019,404.00	5,209,053.89	8,215,832.57	6,767,396.88	11,826,428.47	32,018,711.81
MOOE	221,395,000.00	(21,424,327.00)	199,970,673.00	221,395,000.00	(21,424,327.00)	0.00	0.00	199,970,673.00	26,973,098.00	93,843,398.59	71,605,432.00	3,499,353.88	195,921,282.47
CO	103,965,000.00	12,904,327.00	116,869,327.00	103,965,000.00	12,904,327.00	0.00	0.00	116,869,327.00	92,089,451.03	0.00	0.00	6,046,000.00	98,135,451.03

STATEMENT OF APPROPRIATIONS, ALLOTMENTS, OBLIGATIONS, DISBURSEMENTS AND BALANCES

As at the Quarter Ending December 31, 2024

Department : Department of Budget and Management (DBM)
 Agency/Entity : Office of the Secretary
 Region : ALL
 Division : ALL
 Operating Unit : ALL
 Fund Cluster : 01 - Regular Agency Fund

X	Current Year Appropriations
	Supplemental Appropriations
	Continuing Appropriations

(e.g. UACS Fund Cluster: 01-Regular Agency Fund, 02-Foreign Assisted Projects Fund, 03-Special Account-Locally Funded/Domestic Grants Fund, and 04-Special Account-Foreign Assisted/Foreign Grants Fund)

Particulars	Appropriations			Allotments					Current Year Obligations				
	Authorized Appropriations	Adjustments (Transfer To/From, Modifications/ Augmentations)	Adjusted Appropriations	Allotments Received	Adjustments (Reductions, Modifications/ Augmentations)	Transfer To	Transfer From	Adjusted Total Allotments	1st Quarter Ending March 31	2nd Quarter Ending June 30	3rd Quarter Ending September 30	4th Quarter Ending December 31	Total
1	3	4	5=(3+4)	6	7	8	9	10=[(6+(-)7)-8+9]	11	12	13	14	15=(11+12+13+14)
Budget Information and Training Services	33,361,000.00	(505,647.00)	32,855,353.00	33,361,000.00	(505,647.00)	0.00	0.00	32,855,353.00	5,640,526.54	8,702,151.93	7,108,192.32	8,007,404.84	29,458,275.63
National Capital Region (NCR)	33,361,000.00	(505,647.00)	32,855,353.00	33,361,000.00	(505,647.00)	0.00	0.00	32,855,353.00	5,640,526.54	8,702,151.93	7,108,192.32	8,007,404.84	29,458,275.63
Central Office	33,361,000.00	(505,647.00)	32,855,353.00	33,361,000.00	(505,647.00)	0.00	0.00	32,855,353.00	5,640,526.54	8,702,151.93	7,108,192.32	8,007,404.84	29,458,275.63
PS	23,463,000.00	(355,647.00)	23,107,353.00	23,463,000.00	(355,647.00)	0.00	0.00	23,107,353.00	5,103,711.54	7,021,072.91	4,987,080.57	5,995,484.32	23,107,349.34
MOOE	9,898,000.00	(150,000.00)	9,748,000.00	9,898,000.00	(150,000.00)	0.00	0.00	9,748,000.00	536,815.00	1,681,079.02	2,121,111.75	2,011,920.52	6,350,926.29
Project(s)	396,627,000.00	(18,900,000.00)	377,727,000.00	396,627,000.00	(18,900,000.00)	0.00	0.00	377,727,000.00	58,269,602.94	12,420.00	23,530,885.08	188,896,899.20	270,709,807.22
Locally-Funded Project(s)	396,627,000.00	(18,900,000.00)	377,727,000.00	396,627,000.00	(18,900,000.00)	0.00	0.00	377,727,000.00	58,269,602.94	12,420.00	23,530,885.08	188,896,899.20	270,709,807.22
Budget Improvement Project	9,100,000.00	0.00	9,100,000.00	9,100,000.00	0.00	0.00	0.00	9,100,000.00	326,384.57	12,420.00	256,696.49	0.00	595,501.06
National Capital Region (NCR)	9,100,000.00	0.00	9,100,000.00	9,100,000.00	0.00	0.00	0.00	9,100,000.00	326,384.57	12,420.00	256,696.49	0.00	595,501.06
Central Office	9,100,000.00	0.00	9,100,000.00	9,100,000.00	0.00	0.00	0.00	9,100,000.00	326,384.57	12,420.00	256,696.49	0.00	595,501.06
MOOE	9,100,000.00	0.00	9,100,000.00	9,100,000.00	0.00	0.00	0.00	9,100,000.00	326,384.57	12,420.00	256,696.49	0.00	595,501.06
Public Financial Management Program	387,527,000.00	(18,900,000.00)	368,627,000.00	387,527,000.00	(18,900,000.00)	0.00	0.00	368,627,000.00	57,943,218.37	0.00	23,274,188.59	188,896,899.20	270,114,306.16
National Capital Region (NCR)	387,527,000.00	(18,900,000.00)	368,627,000.00	387,527,000.00	(18,900,000.00)	0.00	0.00	368,627,000.00	57,943,218.37	0.00	23,274,188.59	188,896,899.20	270,114,306.16
Central Office	387,527,000.00	(18,900,000.00)	368,627,000.00	387,527,000.00	(18,900,000.00)	0.00	0.00	368,627,000.00	57,943,218.37	0.00	23,274,188.59	188,896,899.20	270,114,306.16
PS	0.00	0.00	0.00	0.00	0.00	0.00	0.00	0.00	0.00	0.00	0.00	0.00	0.00
MOOE	383,027,000.00	(18,900,000.00)	364,127,000.00	383,027,000.00	(18,900,000.00)	0.00	0.00	364,127,000.00	57,943,218.37	0.00	23,274,188.59	188,896,899.20	270,114,306.16
CO	4,500,000.00	0.00	4,500,000.00	4,500,000.00	0.00	0.00	0.00	4,500,000.00	0.00	0.00	0.00	0.00	0.00
Sub-total, Support to Operations	803,833,000.00	(17,423,019.00)	786,409,981.00	803,833,000.00	(17,423,019.00)	0.00	0.00	786,409,981.00	193,824,097.29	118,590,435.88	114,906,852.35	225,489,651.08	652,811,036.60
PS	69,810,000.00	11,236,981.00	81,046,981.00	69,810,000.00	11,236,981.00	0.00	0.00	81,046,981.00	15,697,296.32	22,919,322.27	17,619,423.52	24,810,240.73	81,046,282.84
MOOE	625,558,000.00	(41,564,327.00)	583,993,673.00	625,558,000.00	(41,564,327.00)	0.00	0.00	583,993,673.00	86,037,349.94	95,671,113.61	97,287,428.83	194,633,410.35	473,629,302.73

STATEMENT OF APPROPRIATIONS, ALLOTMENTS, OBLIGATIONS, DISBURSEMENTS AND BALANCES
As at the Quarter Ending December 31, 2024

Department : Department of Budget and Management (DBM)
 Agency/Entity : Office of the Secretary
 Region : ALL
 Division : ALL
 Operating Unit : ALL
 Fund Cluster : 01 - Regular Agency Fund

X	Current Year Appropriations
	Supplemental Appropriations
	Continuing Appropriations

(e.g. UACS Fund Cluster: 01-Regular Agency Fund, 02-Foreign Assisted Projects Fund, 03-Special Account-Locally Funded/Domestic Grants Fund, and 04-Special Account-Foreign Assisted/Foreign Grants Fund)

Particulars	Appropriations			Allotments					Current Year Obligations				
	Authorized Appropriations	Adjustments (Transfer To/From, Modifications/ Augmentations)	Adjusted Appropriations	Allotments Received	Adjustments (Reductions, Modifications/ Augmentations)	Transfer To	Transfer From	Adjusted Total Allotments	1st Quarter Ending March 31	2nd Quarter Ending June 30	3rd Quarter Ending September 30	4th Quarter Ending December 31	Total
1	3	4	5=(3+4)	6	7	8	9	10=[(6+(-)7)-8+9]	11	12	13	14	15=(11+12+13+14)
CO	108,465,000.00	12,904,327.00	121,369,327.00	108,465,000.00	12,904,327.00	0.00	0.00	121,369,327.00	92,089,451.03	0.00	0.00	6,046,000.00	98,135,451.03
Operations	576,744,000.00	18,266,872.00	595,010,872.00	576,744,000.00	18,266,872.00	0.00	0.00	595,010,872.00	109,277,603.78	144,628,099.11	135,133,685.57	173,246,623.81	562,286,012.27
OO : Allocative efficiency and operational effectiveness enhanced	457,116,000.00	25,790,007.00	482,906,007.00	457,116,000.00	25,790,007.00	0.00	0.00	482,906,007.00	102,483,168.97	131,882,845.40	124,645,408.66	119,188,014.20	478,199,437.23
ORGANIZATIONAL AND PRODUCTIVITY ENHANCEMENT PROGRAM	51,247,000.00	2,621,083.00	53,868,083.00	51,247,000.00	2,621,083.00	0.00	0.00	53,868,083.00	10,961,454.00	14,816,985.33	11,353,705.38	16,373,904.90	53,506,049.61
Policy formulation, standards-setting and evaluation of management systems improvement and productivity enhancement initiatives	19,861,000.00	2,750,862.00	22,611,862.00	19,861,000.00	2,750,862.00	0.00	0.00	22,611,862.00	4,505,135.41	6,023,904.04	4,871,617.20	7,131,269.86	22,531,926.51
National Capital Region (NCR)	19,861,000.00	2,750,862.00	22,611,862.00	19,861,000.00	2,750,862.00	0.00	0.00	22,611,862.00	4,505,135.41	6,023,904.04	4,871,617.20	7,131,269.86	22,531,926.51
Central Office	19,861,000.00	2,750,862.00	22,611,862.00	19,861,000.00	2,750,862.00	0.00	0.00	22,611,862.00	4,505,135.41	6,023,904.04	4,871,617.20	7,131,269.86	22,531,926.51
PS	19,186,000.00	2,750,862.00	21,936,862.00	19,186,000.00	2,750,862.00	0.00	0.00	21,936,862.00	4,287,685.85	5,928,819.04	4,738,303.96	6,981,768.86	21,936,577.71
MOOE	675,000.00	0.00	675,000.00	675,000.00	0.00	0.00	0.00	675,000.00	217,449.56	95,085.00	133,313.24	149,501.00	595,348.80
Policy formulation, standards-setting, evaluation of organization and staffing modification, compensation, position classification and administration of the unified compensation and position classification system	31,386,000.00	(129,779.00)	31,256,221.00	31,386,000.00	(129,779.00)	0.00	0.00	31,256,221.00	6,456,318.59	8,793,081.29	6,482,088.18	9,242,635.04	30,974,123.10
National Capital Region (NCR)	31,386,000.00	(129,779.00)	31,256,221.00	31,386,000.00	(129,779.00)	0.00	0.00	31,256,221.00	6,456,318.59	8,793,081.29	6,482,088.18	9,242,635.04	30,974,123.10
Central Office	31,386,000.00	(129,779.00)	31,256,221.00	31,386,000.00	(129,779.00)	0.00	0.00	31,256,221.00	6,456,318.59	8,793,081.29	6,482,088.18	9,242,635.04	30,974,123.10
PS	30,226,000.00	170,221.00	30,396,221.00	30,226,000.00	170,221.00	0.00	0.00	30,396,221.00	6,233,382.51	8,731,063.29	6,446,688.18	8,985,084.66	30,396,218.64
MOOE	1,160,000.00	(300,000.00)	860,000.00	1,160,000.00	(300,000.00)	0.00	0.00	860,000.00	222,936.08	62,018.00	35,400.00	257,550.38	577,904.46
BUDGET OPERATIONS AND PERFORMANCE MANAGEMENT PROGRAM	383,931,000.00	18,208,113.00	402,139,113.00	383,931,000.00	18,208,113.00	0.00	0.00	402,139,113.00	86,424,836.00	109,174,396.96	108,189,450.19	94,717,951.08	398,506,634.23

STATEMENT OF APPROPRIATIONS, ALLOTMENTS, OBLIGATIONS, DISBURSEMENTS AND BALANCES
As at the Quarter Ending December 31, 2024

Department : Department of Budget and Management (DBM)
 Agency/Entity : Office of the Secretary
 Region : ALL
 Division : ALL
 Operating Unit : ALL
 Fund Cluster : 01 - Regular Agency Fund

X	Current Year Appropriations
	Supplemental Appropriations
	Continuing Appropriations

(e.g. UACS Fund Cluster: 01-Regular Agency Fund, 02-Foreign Assisted Projects Fund, 03-Special Account-Locally Funded/Domestic Grants Fund, and 04-Special Account-Foreign Assisted/Foreign Grants Fund)

Particulars	Appropriations			Allotments					Current Year Obligations				Total
	Authorized Appropriations	Adjustments (Transfer To/From, Modifications/ Augmentations)	Adjusted Appropriations	Allotments Received	Adjustments (Reductions, Modifications/ Augmentations)	Transfer To	Transfer From	Adjusted Total Allotments	1st Quarter Ending March 31	2nd Quarter Ending June 30	3rd Quarter Ending September 30	4th Quarter Ending December 31	
1	3	4	5=(3+4)	6	7	8	9	10=[(6+(-)7)-8+9]	11	12	13	14	15=(11+12+13+14)
Policy formulation and standard-setting on budget preparation, execution, and accountability of the NGAs, GOCCs, SUCs and LGUs	55,687,000.00	4,633,612.00	60,320,612.00	55,687,000.00	4,633,612.00	0.00	0.00	60,320,612.00	10,514,415.05	8,915,052.31	31,112,052.81	9,410,020.20	59,951,540.37
National Capital Region (NCR)	55,687,000.00	4,633,612.00	60,320,612.00	55,687,000.00	4,633,612.00	0.00	0.00	60,320,612.00	10,514,415.05	8,915,052.31	31,112,052.81	9,410,020.20	59,951,540.37
Central Office	55,687,000.00	4,633,612.00	60,320,612.00	55,687,000.00	4,633,612.00	0.00	0.00	60,320,612.00	10,514,415.05	8,915,052.31	31,112,052.81	9,410,020.20	59,951,540.37
PS	25,280,000.00	5,553,612.00	30,833,612.00	25,280,000.00	5,553,612.00	0.00	0.00	30,833,612.00	6,369,581.50	8,394,152.31	6,875,937.31	9,192,224.20	30,831,895.32
MOOE	30,407,000.00	(920,000.00)	29,487,000.00	30,407,000.00	(920,000.00)	0.00	0.00	29,487,000.00	4,144,833.55	520,900.00	24,236,115.50	217,796.00	29,119,645.05
Preparation, administration and review of the budget of National Government Agencies, GOCCs, SUCs, and LGUs; and policy formulation, standards-setting; and conduct of the results-based performance monitoring, evaluation and reporting	328,244,000.00	13,574,501.00	341,818,501.00	328,244,000.00	13,574,501.00	0.00	0.00	341,818,501.00	75,910,420.95	100,259,344.65	77,077,397.38	85,307,930.88	338,555,093.86
National Capital Region (NCR)	151,613,000.00	10,981,647.00	162,594,647.00	151,613,000.00	10,981,647.00	0.00	0.00	162,594,647.00	33,694,020.90	45,084,503.97	34,852,381.78	48,154,791.94	161,785,698.59
Central Office	140,098,000.00	10,905,021.00	151,003,021.00	140,098,000.00	10,905,021.00	0.00	0.00	151,003,021.00	31,028,705.56	41,656,665.69	32,588,383.43	45,105,871.69	150,379,626.37
PS	135,022,000.00	10,905,021.00	145,927,021.00	135,022,000.00	10,905,021.00	0.00	0.00	145,927,021.00	29,126,723.55	41,473,519.43	31,658,940.42	43,667,122.97	145,926,306.37
MOOE	5,076,000.00	0.00	5,076,000.00	5,076,000.00	0.00	0.00	0.00	5,076,000.00	1,901,982.01	183,146.26	929,443.01	1,438,748.72	4,453,320.00
Regional Office - NCR	11,515,000.00	76,626.00	11,591,626.00	11,515,000.00	76,626.00	0.00	0.00	11,591,626.00	2,665,315.34	3,427,838.28	2,263,998.35	3,048,920.25	11,406,072.22
PS	10,788,000.00	76,626.00	10,864,626.00	10,788,000.00	76,626.00	0.00	0.00	10,864,626.00	2,503,712.84	3,267,497.78	2,200,013.36	2,893,400.38	10,864,624.36
MOOE	727,000.00	0.00	727,000.00	727,000.00	0.00	0.00	0.00	727,000.00	161,602.50	160,340.50	63,984.99	155,519.87	541,447.86
Region I - Ilocos	9,924,000.00	191,040.00	10,115,040.00	9,924,000.00	191,040.00	0.00	0.00	10,115,040.00	1,993,717.75	2,407,361.73	2,467,863.05	2,980,787.26	9,849,729.79
Regional Office - I	9,924,000.00	191,040.00	10,115,040.00	9,924,000.00	191,040.00	0.00	0.00	10,115,040.00	1,993,717.75	2,407,361.73	2,467,863.05	2,980,787.26	9,849,729.79
PS	9,013,000.00	191,040.00	9,204,040.00	9,013,000.00	191,040.00	0.00	0.00	9,204,040.00	1,993,717.75	2,407,361.73	2,234,750.62	2,303,904.34	8,939,734.44
MOOE	911,000.00	0.00	911,000.00	911,000.00	0.00	0.00	0.00	911,000.00	0.00	0.00	233,112.43	676,882.92	909,995.35

STATEMENT OF APPROPRIATIONS, ALLOTMENTS, OBLIGATIONS, DISBURSEMENTS AND BALANCES
As at the Quarter Ending December 31, 2024

Department : Department of Budget and Management (DBM)
 Agency/Entity : Office of the Secretary
 Region : ALL
 Division : ALL
 Operating Unit : ALL
 Fund Cluster : 01 - Regular Agency Fund

X	Current Year Appropriations
	Supplemental Appropriations
	Continuing Appropriations

(e.g. UACS Fund Cluster: 01-Regular Agency Fund, 02-Foreign Assisted Projects Fund, 03-Special Account-Locally Funded/Domestic Grants Fund, and 04-Special Account-Foreign Assisted/Foreign Grants Fund)

Particulars	Appropriations			Allotments					Current Year Obligations				
	Authorized Appropriations	Adjustments (Transfer To/From, Modifications/ Augmentations)	Adjusted Appropriations	Allotments Received	Adjustments (Reductions, Modifications/ Augmentations)	Transfer To	Transfer From	Adjusted Total Allotments	1st Quarter Ending March 31	2nd Quarter Ending June 30	3rd Quarter Ending September 30	4th Quarter Ending December 31	Total
1	3	4	5=(3+4)	6	7	8	9	10=[(6+(-)7)-8+9]	11	12	13	14	15=(11+12+13+14)
Cordillera Administrative Region (CAR)	13,403,000.00	0.00	13,403,000.00	13,403,000.00	0.00	0.00	0.00	13,403,000.00	3,022,358.82	4,102,166.89	3,233,939.99	2,746,703.50	13,105,169.20
Regional Office - CAR	13,403,000.00	0.00	13,403,000.00	13,403,000.00	0.00	0.00	0.00	13,403,000.00	3,022,358.82	4,102,166.89	3,233,939.99	2,746,703.50	13,105,169.20
PS	12,188,000.00	0.00	12,188,000.00	12,188,000.00	0.00	0.00	0.00	12,188,000.00	2,912,217.70	4,005,534.89	3,043,592.89	2,226,654.52	12,188,000.00
MOOE	1,215,000.00	0.00	1,215,000.00	1,215,000.00	0.00	0.00	0.00	1,215,000.00	110,141.12	96,632.00	190,347.10	520,048.98	917,169.20
Region II - Cagayan Valley	12,265,000.00	0.00	12,265,000.00	12,265,000.00	0.00	0.00	0.00	12,265,000.00	3,181,284.51	3,783,534.55	2,998,385.47	2,133,540.20	12,096,744.73
Regional Office - II	12,265,000.00	0.00	12,265,000.00	12,265,000.00	0.00	0.00	0.00	12,265,000.00	3,181,284.51	3,783,534.55	2,998,385.47	2,133,540.20	12,096,744.73
PS	11,384,000.00	0.00	11,384,000.00	11,384,000.00	0.00	0.00	0.00	11,384,000.00	2,966,321.51	3,702,337.80	2,830,402.73	1,848,731.00	11,347,793.04
MOOE	881,000.00	0.00	881,000.00	881,000.00	0.00	0.00	0.00	881,000.00	214,963.00	81,196.75	167,982.74	284,809.20	748,951.69
Region III - Central Luzon	15,881,000.00	0.00	15,881,000.00	15,881,000.00	0.00	0.00	0.00	15,881,000.00	3,706,009.84	4,774,510.64	4,187,728.92	3,044,050.54	15,712,299.94
Regional Office - III	15,881,000.00	0.00	15,881,000.00	15,881,000.00	0.00	0.00	0.00	15,881,000.00	3,706,009.84	4,774,510.64	4,187,728.92	3,044,050.54	15,712,299.94
PS	14,868,000.00	0.00	14,868,000.00	14,868,000.00	0.00	0.00	0.00	14,868,000.00	3,616,918.59	4,685,714.74	4,077,321.07	2,488,044.99	14,867,999.39
MOOE	1,013,000.00	0.00	1,013,000.00	1,013,000.00	0.00	0.00	0.00	1,013,000.00	89,091.25	88,795.90	110,407.85	556,005.55	844,300.55
Region IVA - CALABARZON	9,186,000.00	754,436.00	9,940,436.00	9,186,000.00	754,436.00	0.00	0.00	9,940,436.00	2,104,471.05	3,040,389.52	2,296,474.46	2,452,533.66	9,893,868.69
Regional Office - IVA	9,186,000.00	754,436.00	9,940,436.00	9,186,000.00	754,436.00	0.00	0.00	9,940,436.00	2,104,471.05	3,040,389.52	2,296,474.46	2,452,533.66	9,893,868.69
PS	8,492,000.00	754,436.00	9,246,436.00	8,492,000.00	754,436.00	0.00	0.00	9,246,436.00	1,950,233.39	2,905,585.52	2,102,185.10	2,286,463.66	9,244,467.67
MOOE	694,000.00	0.00	694,000.00	694,000.00	0.00	0.00	0.00	694,000.00	154,237.66	134,804.00	194,289.36	166,070.00	649,401.02
Region IVB - MIMAROPA	11,586,000.00	(6,400.00)	11,579,600.00	11,586,000.00	(6,400.00)	0.00	0.00	11,579,600.00	2,631,055.73	3,510,403.49	2,227,050.39	2,851,274.49	11,219,784.10
Regional Office - IVB	11,586,000.00	(6,400.00)	11,579,600.00	11,586,000.00	(6,400.00)	0.00	0.00	11,579,600.00	2,631,055.73	3,510,403.49	2,227,050.39	2,851,274.49	11,219,784.10
PS	10,759,000.00	(6,400.00)	10,752,600.00	10,759,000.00	(6,400.00)	0.00	0.00	10,752,600.00	2,600,654.45	3,293,977.49	2,167,516.72	2,687,466.74	10,749,615.40
MOOE	827,000.00	0.00	827,000.00	827,000.00	0.00	0.00	0.00	827,000.00	30,401.28	216,426.00	59,533.67	163,807.75	470,168.70
Region V - Bicol	9,906,000.00	0.00	9,906,000.00	9,906,000.00	0.00	0.00	0.00	9,906,000.00	2,551,993.13	3,293,220.06	1,781,898.47	2,278,885.39	9,905,997.05
Regional Office V	9,906,000.00	0.00	9,906,000.00	9,906,000.00	0.00	0.00	0.00	9,906,000.00	2,551,993.13	3,293,220.06	1,781,898.47	2,278,885.39	9,905,997.05

STATEMENT OF APPROPRIATIONS, ALLOTMENTS, OBLIGATIONS, DISBURSEMENTS AND BALANCES
As at the Quarter Ending December 31, 2024

Department : Department of Budget and Management (DBM)
 Agency/Entity : Office of the Secretary
 Region : ALL
 Division : ALL
 Operating Unit : ALL
 Fund Cluster : 01 - Regular Agency Fund

X	Current Year Appropriations
	Supplemental Appropriations
	Continuing Appropriations

(e.g. UACS Fund Cluster: 01-Regular Agency Fund, 02-Foreign Assisted Projects Fund, 03-Special Account-Locally Funded/Domestic Grants Fund, and 04-Special Account-Foreign Assisted/Foreign Grants Fund)

Particulars	Appropriations			Allotments					Current Year Obligations				
	Authorized Appropriations	Adjustments (Transfer To/From, Modifications/ Augmentations)	Adjusted Appropriations	Allotments Received	Adjustments (Reductions, Modifications/ Augmentations)	Transfer To	Transfer From	Adjusted Total Allotments	1st Quarter Ending March 31	2nd Quarter Ending June 30	3rd Quarter Ending September 30	4th Quarter Ending December 31	Total
1	3	4	5=(3+4)	6	7	8	9	10=[(6+(-)7)-8+9]	11	12	13	14	15=(11+12+13+14)
PS	8,556,000.00	0.00	8,556,000.00	8,556,000.00	0.00	0.00	0.00	8,556,000.00	1,927,868.13	2,719,699.66	1,726,104.29	2,182,327.03	8,555,999.11
MOOE	1,350,000.00	0.00	1,350,000.00	1,350,000.00	0.00	0.00	0.00	1,350,000.00	624,125.00	573,520.40	55,794.18	96,558.36	1,349,997.94
Region VI - Western Visayas	13,293,000.00	0.00	13,293,000.00	13,293,000.00	0.00	0.00	0.00	13,293,000.00	3,077,280.18	4,129,434.84	3,079,270.43	2,756,831.39	13,042,816.84
Regional Office VI	13,293,000.00	0.00	13,293,000.00	13,293,000.00	0.00	0.00	0.00	13,293,000.00	3,077,280.18	4,129,434.84	3,079,270.43	2,756,831.39	13,042,816.84
PS	12,617,000.00	0.00	12,617,000.00	12,617,000.00	0.00	0.00	0.00	12,617,000.00	2,956,880.18	3,960,674.72	3,014,713.65	2,684,730.89	12,616,999.44
MOOE	676,000.00	0.00	676,000.00	676,000.00	0.00	0.00	0.00	676,000.00	120,400.00	168,760.12	64,556.78	72,100.50	425,817.40
Region VII - Central Visayas	10,931,000.00	6,400.00	10,937,400.00	10,931,000.00	6,400.00	0.00	0.00	10,937,400.00	2,527,295.66	3,270,326.43	2,741,692.26	2,144,411.61	10,683,725.96
Regional Office VII	10,931,000.00	6,400.00	10,937,400.00	10,931,000.00	6,400.00	0.00	0.00	10,937,400.00	2,527,295.66	3,270,326.43	2,741,692.26	2,144,411.61	10,683,725.96
PS	10,081,000.00	6,400.00	10,087,400.00	10,081,000.00	6,400.00	0.00	0.00	10,087,400.00	2,375,223.15	3,200,191.43	2,563,991.30	1,941,591.30	10,080,997.18
MOOE	850,000.00	0.00	850,000.00	850,000.00	0.00	0.00	0.00	850,000.00	152,072.51	70,135.00	177,700.96	202,820.31	602,728.78
Region VIII - Eastern Visayas	13,460,000.00	0.00	13,460,000.00	13,460,000.00	0.00	0.00	0.00	13,460,000.00	3,301,416.48	4,527,708.57	3,377,961.27	2,251,650.37	13,458,736.69
Regional Office VIII	13,460,000.00	0.00	13,460,000.00	13,460,000.00	0.00	0.00	0.00	13,460,000.00	3,301,416.48	4,527,708.57	3,377,961.27	2,251,650.37	13,458,736.69
PS	12,279,000.00	0.00	12,279,000.00	12,279,000.00	0.00	0.00	0.00	12,279,000.00	2,985,516.48	4,291,511.40	3,198,261.27	1,803,710.37	12,278,999.52
MOOE	1,181,000.00	0.00	1,181,000.00	1,181,000.00	0.00	0.00	0.00	1,181,000.00	315,900.00	236,197.17	179,700.00	447,940.00	1,179,737.17
Region IX - Zamboanga Peninsula	10,854,000.00	0.00	10,854,000.00	10,854,000.00	0.00	0.00	0.00	10,854,000.00	2,435,471.92	3,361,285.12	2,216,712.12	2,588,848.34	10,602,317.50
Regional Office IX	10,854,000.00	0.00	10,854,000.00	10,854,000.00	0.00	0.00	0.00	10,854,000.00	2,435,471.92	3,361,285.12	2,216,712.12	2,588,848.34	10,602,317.50
PS	9,219,000.00	0.00	9,219,000.00	9,219,000.00	0.00	0.00	0.00	9,219,000.00	2,149,066.44	2,922,366.86	1,983,056.80	2,141,057.64	9,195,547.74
MOOE	1,635,000.00	0.00	1,635,000.00	1,635,000.00	0.00	0.00	0.00	1,635,000.00	286,405.48	438,918.26	233,655.32	447,790.70	1,406,769.76
Region X - Northern Mindanao	11,274,000.00	0.00	11,274,000.00	11,274,000.00	0.00	0.00	0.00	11,274,000.00	2,510,399.38	3,044,541.80	2,679,873.30	2,653,342.83	10,888,157.31
Regional Office X	11,274,000.00	0.00	11,274,000.00	11,274,000.00	0.00	0.00	0.00	11,274,000.00	2,510,399.38	3,044,541.80	2,679,873.30	2,653,342.83	10,888,157.31

STATEMENT OF APPROPRIATIONS, ALLOTMENTS, OBLIGATIONS, DISBURSEMENTS AND BALANCES
As at the Quarter Ending December 31, 2024

Department : Department of Budget and Management (DBM)
 Agency/Entity : Office of the Secretary
 Region : ALL
 Division : ALL
 Operating Unit : ALL
 Fund Cluster : 01 - Regular Agency Fund

X	Current Year Appropriations
	Supplemental Appropriations
	Continuing Appropriations

(e.g. UACS Fund Cluster: 01-Regular Agency Fund, 02-Foreign Assisted Projects Fund, 03-Special Account-Locally Funded/Domestic Grants Fund, and 04-Special Account-Foreign Assisted/Foreign Grants Fund)

Particulars	Appropriations			Allotments					Current Year Obligations				
	Authorized Appropriations	Adjustments (Transfer To/From, Modifications/Augmentations)	Adjusted Appropriations	Allotments Received	Adjustments (Reductions, Modifications/Augmentations)	Transfer To	Transfer From	Adjusted Total Allotments	1st Quarter Ending March 31	2nd Quarter Ending June 30	3rd Quarter Ending September 30	4th Quarter Ending December 31	Total
1	3	4	5=(3+4)	6	7	8	9	10=[(6+(-)7)-8+9]	11	12	13	14	15=(11+12+13+14)
PS	10,261,000.00	0.00	10,261,000.00	10,261,000.00	0.00	0.00	0.00	10,261,000.00	2,384,081.38	2,942,447.80	2,568,924.06	2,360,546.03	10,255,999.27
MOOE	1,013,000.00	0.00	1,013,000.00	1,013,000.00	0.00	0.00	0.00	1,013,000.00	126,318.00	102,094.00	110,949.24	292,796.80	632,158.04
Region XI - Davao	11,395,000.00	1,647,378.00	13,042,378.00	11,395,000.00	1,647,378.00	0.00	0.00	13,042,378.00	2,802,862.50	3,535,103.88	2,778,681.43	3,925,423.67	13,042,071.48
Regional Office XI	11,395,000.00	1,647,378.00	13,042,378.00	11,395,000.00	1,647,378.00	0.00	0.00	13,042,378.00	2,802,862.50	3,535,103.88	2,778,681.43	3,925,423.67	13,042,071.48
PS	10,595,000.00	1,647,378.00	12,242,378.00	10,595,000.00	1,647,378.00	0.00	0.00	12,242,378.00	2,626,152.03	3,285,343.24	2,616,469.96	3,714,410.30	12,242,375.53
MOOE	800,000.00	0.00	800,000.00	800,000.00	0.00	0.00	0.00	800,000.00	176,710.47	249,760.64	162,211.47	211,013.37	799,695.95
Region XII - SOCCSKSARGEN	12,187,000.00	0.00	12,187,000.00	12,187,000.00	0.00	0.00	0.00	12,187,000.00	3,279,463.25	4,106,945.71	2,907,191.37	1,893,399.21	12,186,999.54
Regional Office - XII	12,187,000.00	0.00	12,187,000.00	12,187,000.00	0.00	0.00	0.00	12,187,000.00	3,279,463.25	4,106,945.71	2,907,191.37	1,893,399.21	12,186,999.54
PS	11,217,000.00	0.00	11,217,000.00	11,217,000.00	0.00	0.00	0.00	11,217,000.00	3,088,875.41	4,030,328.71	2,760,432.37	1,337,363.51	11,217,000.00
MOOE	970,000.00	0.00	970,000.00	970,000.00	0.00	0.00	0.00	970,000.00	190,587.84	76,617.00	146,759.00	556,035.70	969,999.54
Region XIII - CARAGA	11,086,000.00	0.00	11,086,000.00	11,086,000.00	0.00	0.00	0.00	11,086,000.00	3,091,319.85	4,287,907.45	3,250,292.67	451,456.48	11,080,976.45
Regional Office - XIII	11,086,000.00	0.00	11,086,000.00	11,086,000.00	0.00	0.00	0.00	11,086,000.00	3,091,319.85	4,287,907.45	3,250,292.67	451,456.48	11,080,976.45
PS	10,066,000.00	0.00	10,066,000.00	10,066,000.00	0.00	0.00	0.00	10,066,000.00	2,911,927.01	3,938,364.65	3,008,234.81	207,428.00	10,065,954.47
MOOE	1,020,000.00	0.00	1,020,000.00	1,020,000.00	0.00	0.00	0.00	1,020,000.00	179,392.84	349,542.80	242,057.86	244,028.48	1,015,021.98
LOCAL EXPENDITURE MANAGEMENT POLICY DEVELOPMENT PROGRAM	21,938,000.00	4,960,811.00	26,898,811.00	21,938,000.00	4,960,811.00	0.00	0.00	26,898,811.00	5,096,878.97	7,891,463.11	5,102,253.09	8,096,158.22	26,186,753.39
Promulgate Public Expenditure Management (PEM) policies and practices in LGUs	21,938,000.00	4,960,811.00	26,898,811.00	21,938,000.00	4,960,811.00	0.00	0.00	26,898,811.00	5,096,878.97	7,891,463.11	5,102,253.09	8,096,158.22	26,186,753.39
National Capital Region (NCR)	21,938,000.00	4,960,811.00	26,898,811.00	21,938,000.00	4,960,811.00	0.00	0.00	26,898,811.00	5,096,878.97	7,891,463.11	5,102,253.09	8,096,158.22	26,186,753.39
Central Office	21,938,000.00	4,960,811.00	26,898,811.00	21,938,000.00	4,960,811.00	0.00	0.00	26,898,811.00	5,096,878.97	7,891,463.11	5,102,253.09	8,096,158.22	26,186,753.39
PS	17,533,000.00	5,350,811.00	22,883,811.00	17,533,000.00	5,350,811.00	0.00	0.00	22,883,811.00	4,344,793.41	6,168,031.16	5,068,353.09	7,302,631.88	22,883,809.54
MOOE	4,405,000.00	(390,000.00)	4,015,000.00	4,405,000.00	(390,000.00)	0.00	0.00	4,015,000.00	752,085.56	1,723,431.95	33,900.00	793,526.34	3,302,943.85

STATEMENT OF APPROPRIATIONS, ALLOTMENTS, OBLIGATIONS, DISBURSEMENTS AND BALANCES
As at the Quarter Ending December 31, 2024

Department : Department of Budget and Management (DBM)
 Agency/Entity : Office of the Secretary
 Region : ALL
 Division : ALL
 Operating Unit : ALL
 Fund Cluster : 01 - Regular Agency Fund

X	Current Year Appropriations
	Supplemental Appropriations
	Continuing Appropriations

(e.g. UACS Fund Cluster: 01-Regular Agency Fund, 02-Foreign Assisted Projects Fund, 03-Special Account-Locally Funded/Domestic Grants Fund, and 04-Special Account-Foreign Assisted/Foreign Grants Fund)

Particulars	Appropriations			Allotments					Current Year Obligations				
	Authorized Appropriations	Adjustments (Transfer To/From, Modifications/ Augmentations)	Adjusted Appropriations	Allotments Received	Adjustments (Reductions, Modifications/ Augmentations)	Transfer To	Transfer From	Adjusted Total Allotments	1st Quarter Ending March 31	2nd Quarter Ending June 30	3rd Quarter Ending September 30	4th Quarter Ending December 31	Total
1	3	4	5=(3+4)	6	7	8	9	10=[(6+(-)7)-8+9]	11	12	13	14	15=(11+12+13+14)
OO : Budget improved through sustainable fiscal discipline and fiscal openness	119,628,000.00	(7,523,135.00)	112,104,865.00	119,628,000.00	(7,523,135.00)	0.00	0.00	112,104,865.00	6,794,434.81	12,745,253.71	10,488,276.91	54,058,609.61	84,086,575.04
FISCAL DISCIPLINE AND OPENNESS PROGRAM	119,628,000.00	(7,523,135.00)	112,104,865.00	119,628,000.00	(7,523,135.00)	0.00	0.00	112,104,865.00	6,794,434.81	12,745,253.71	10,488,276.91	54,058,609.61	84,086,575.04
Formulation and preparation of fiscal, expenditure, and reform frameworks to link the budget with the national development goals, and development and promotion of fiscal transparency and participation standards and strategies	119,628,000.00	(7,523,135.00)	112,104,865.00	119,628,000.00	(7,523,135.00)	0.00	0.00	112,104,865.00	6,794,434.81	12,745,253.71	10,488,276.91	54,058,609.61	84,086,575.04
National Capital Region (NCR)	119,628,000.00	(7,523,135.00)	112,104,865.00	119,628,000.00	(7,523,135.00)	0.00	0.00	112,104,865.00	6,794,434.81	12,745,253.71	10,488,276.91	54,058,609.61	84,086,575.04
Central Office	119,628,000.00	(7,523,135.00)	112,104,865.00	119,628,000.00	(7,523,135.00)	0.00	0.00	112,104,865.00	6,794,434.81	12,745,253.71	10,488,276.91	54,058,609.61	84,086,575.04
PS	24,753,000.00	2,376,865.00	27,129,865.00	24,753,000.00	2,376,865.00	0.00	0.00	27,129,865.00	5,301,317.25	8,144,212.67	6,151,840.71	7,512,455.65	27,109,826.28
MOOE	94,875,000.00	(9,900,000.00)	84,975,000.00	94,875,000.00	(9,900,000.00)	0.00	0.00	84,975,000.00	1,493,117.56	4,601,041.04	4,336,436.20	46,546,153.96	56,976,748.76
Sub-total, Operations	576,744,000.00	18,266,872.00	595,010,872.00	576,744,000.00	18,266,872.00	0.00	0.00	595,010,872.00	109,277,603.78	144,628,099.11	135,133,685.57	173,246,623.81	562,286,012.27
PS	424,383,000.00	29,776,872.00	454,159,872.00	424,383,000.00	29,776,872.00	0.00	0.00	454,159,872.00	97,612,850.51	134,398,736.32	103,036,034.67	118,749,118.92	453,796,740.42
MOOE	152,361,000.00	(11,510,000.00)	140,851,000.00	152,361,000.00	(11,510,000.00)	0.00	0.00	140,851,000.00	11,664,753.27	10,229,362.79	32,097,650.90	54,497,504.89	108,489,271.85
Sub-total, I. Agency Specific Budget	2,382,359,000.00	0.00	2,382,359,000.00	2,382,359,000.00	0.00	0.00	0.00	2,382,359,000.00	509,094,185.79	536,840,095.05	434,965,429.83	665,507,634.36	2,146,407,345.03
PS	986,986,000.00	58,339,000.00	1,045,325,000.00	986,986,000.00	58,339,000.00	0.00	0.00	1,045,325,000.00	207,677,785.51	281,103,251.58	221,677,393.34	332,286,792.39	1,042,745,222.82
MOOE	1,211,893,000.00	(76,969,779.00)	1,134,923,221.00	1,211,893,000.00	(76,969,779.00)	0.00	0.00	1,134,923,221.00	185,217,097.39	223,690,689.27	210,732,146.06	310,572,954.97	930,212,887.69
FinEX	0.00	0.00	0.00	0.00	0.00	0.00	0.00	0.00	0.00	0.00	0.00	0.00	0.00
CO	183,480,000.00	18,630,779.00	202,110,779.00	183,480,000.00	18,630,779.00	0.00	0.00	202,110,779.00	116,199,302.89	32,046,154.20	2,555,890.43	22,647,887.00	173,449,234.52

STATEMENT OF APPROPRIATIONS, ALLOTMENTS, OBLIGATIONS, DISBURSEMENTS AND BALANCES
As at the Quarter Ending December 31, 2024

Department : Department of Budget and Management (DBM)
 Agency/Entity : Office of the Secretary
 Region : ALL
 Division : ALL
 Operating Unit : ALL
 Fund Cluster : 01 - Regular Agency Fund

X	Current Year Appropriations
	Supplemental Appropriations
	Continuing Appropriations

(e.g. UACS Fund Cluster: 01-Regular Agency Fund, 02-Foreign Assisted Projects Fund, 03-Special Account-Locally Funded/Domestic Grants Fund, and 04-Special Account-Foreign Assisted/Foreign Grants Fund)

Particulars	Appropriations			Allotments					Current Year Obligations				
	Authorized Appropriations	Adjustments (Transfer To/From, Modifications/Augmentations)	Adjusted Appropriations	Allotments Received	Adjustments (Reductions, Modifications/Augmentations)	Transfer To	Transfer From	Adjusted Total Allotments	1st Quarter Ending March 31	2nd Quarter Ending June 30	3rd Quarter Ending September 30	4th Quarter Ending December 31	Total
1	3	4	5=(3+4)	6	7	8	9	10=[(6+(-)7)-8+9]	11	12	13	14	15=(11+12+13+14)
II. Automatic Appropriations	80,173,000.00	13,039,534.00	93,212,534.00	93,212,534.00	0.00	0.00	0.00	93,212,534.00	20,733,929.42	21,865,666.52	23,114,547.44	26,993,328.87	92,707,472.25
General Administration and Support	34,072,000.00	8,988,152.00	43,060,152.00	44,966,534.00	(1,906,382.00)	0.00	0.00	43,060,152.00	9,306,674.11	9,910,420.19	10,552,491.45	12,963,856.96	42,733,442.71
General Management and Supervision	34,072,000.00	8,988,152.00	43,060,152.00	44,966,534.00	(1,906,382.00)	0.00	0.00	43,060,152.00	9,306,674.11	9,910,420.19	10,552,491.45	12,963,856.96	42,733,442.71
National Capital Region (NCR)	19,822,000.00	6,907,321.00	26,729,321.00	28,521,525.00	(1,792,204.00)	0.00	0.00	26,729,321.00	5,826,875.96	6,407,140.60	6,987,995.46	7,504,230.49	26,726,242.51
Central Office	18,935,000.00	6,850,901.00	25,785,901.00	27,594,525.00	(1,808,624.00)	0.00	0.00	25,785,901.00	5,686,629.69	6,110,019.56	6,731,262.50	7,254,911.07	25,782,822.82
PS	18,935,000.00	6,850,901.00	25,785,901.00	27,594,525.00	(1,808,624.00)	0.00	0.00	25,785,901.00	5,686,629.69	6,110,019.56	6,731,262.50	7,254,911.07	25,782,822.82
Regional Office - NCR	887,000.00	56,420.00	943,420.00	927,000.00	16,420.00	0.00	0.00	943,420.00	140,246.27	297,121.04	256,732.96	249,319.42	943,419.69
PS	887,000.00	56,420.00	943,420.00	927,000.00	16,420.00	0.00	0.00	943,420.00	140,246.27	297,121.04	256,732.96	249,319.42	943,419.69
Region I - Ilocos	1,086,000.00	58,000.00	1,144,000.00	1,144,000.00	0.00	0.00	0.00	1,144,000.00	442,626.22	441,899.18	201,474.60	58,000.00	1,144,000.00
Regional Office - I	1,086,000.00	58,000.00	1,144,000.00	1,144,000.00	0.00	0.00	0.00	1,144,000.00	442,626.22	441,899.18	201,474.60	58,000.00	1,144,000.00
PS	1,086,000.00	58,000.00	1,144,000.00	1,144,000.00	0.00	0.00	0.00	1,144,000.00	442,626.22	441,899.18	201,474.60	58,000.00	1,144,000.00
Cordillera Administrative Region (CAR)	1,012,000.00	208,591.00	1,220,591.00	1,220,591.00	0.00	0.00	0.00	1,220,591.00	265,511.88	265,545.88	296,858.03	372,683.47	1,200,599.26
Regional Office - CAR	1,012,000.00	208,591.00	1,220,591.00	1,220,591.00	0.00	0.00	0.00	1,220,591.00	265,511.88	265,545.88	296,858.03	372,683.47	1,200,599.26
PS	1,012,000.00	208,591.00	1,220,591.00	1,220,591.00	0.00	0.00	0.00	1,220,591.00	265,511.88	265,545.88	296,858.03	372,683.47	1,200,599.26
Region II - Cagayan Valley	681,000.00	40,000.00	721,000.00	721,000.00	0.00	0.00	0.00	721,000.00	145,745.40	118,783.56	135,650.81	320,820.00	720,999.77
Regional Office - II	681,000.00	40,000.00	721,000.00	721,000.00	0.00	0.00	0.00	721,000.00	145,745.40	118,783.56	135,650.81	320,820.00	720,999.77
PS	681,000.00	40,000.00	721,000.00	721,000.00	0.00	0.00	0.00	721,000.00	145,745.40	118,783.56	135,650.81	320,820.00	720,999.77
Region III - Central Luzon	1,188,000.00	48,000.00	1,236,000.00	1,236,000.00	0.00	0.00	0.00	1,236,000.00	259,355.88	239,251.00	323,394.19	358,839.49	1,180,840.56

STATEMENT OF APPROPRIATIONS, ALLOTMENTS, OBLIGATIONS, DISBURSEMENTS AND BALANCES

As at the Quarter Ending December 31, 2024

Department : Department of Budget and Management (DBM)
 Agency/Entity : Office of the Secretary
 Region : ALL
 Division : ALL
 Operating Unit : ALL
 Fund Cluster : 01 - Regular Agency Fund

X	Current Year Appropriations
	Supplemental Appropriations
	Continuing Appropriations

(e.g. UACS Fund Cluster: 01-Regular Agency Fund, 02-Foreign Assisted Projects Fund, 03-Special Account-Locally Funded/Domestic Grants Fund, and 04-Special Account-Foreign Assisted/Foreign Grants Fund)

Particulars	Appropriations			Allotments					Current Year Obligations				Total
	Authorized Appropriations	Adjustments (Transfer To/From, Modifications/ Augmentations)	Adjusted Appropriations	Allotments Received	Adjustments (Reductions, Modifications/ Augmentations)	Transfer To	Transfer From	Adjusted Total Allotments	1st Quarter Ending March 31	2nd Quarter Ending June 30	3rd Quarter Ending September 30	4th Quarter Ending December 31	
1	3	4	5=(3+4)	6	7	8	9	10=[(6+(-)7)-8+9]	11	12	13	14	15=(11+12+13+14)
Regional Office - III	1,188,000.00	48,000.00	1,236,000.00	1,236,000.00	0.00	0.00	0.00	1,236,000.00	259,355.88	239,251.00	323,394.19	358,839.49	1,180,840.56
PS	1,188,000.00	48,000.00	1,236,000.00	1,236,000.00	0.00	0.00	0.00	1,236,000.00	259,355.88	239,251.00	323,394.19	358,839.49	1,180,840.56
Region IVA - CALABARZON	684,000.00	92,328.00	776,328.00	769,328.00	7,000.00	0.00	0.00	776,328.00	169,000.92	165,549.44	172,354.05	268,782.02	775,686.43
Regional Office - IVA	684,000.00	92,328.00	776,328.00	769,328.00	7,000.00	0.00	0.00	776,328.00	169,000.92	165,549.44	172,354.05	268,782.02	775,686.43
PS	684,000.00	92,328.00	776,328.00	769,328.00	7,000.00	0.00	0.00	776,328.00	169,000.92	165,549.44	172,354.05	268,782.02	775,686.43
Region IVB - MIMAROPA	990,000.00	42,000.00	1,032,000.00	1,032,000.00	0.00	0.00	0.00	1,032,000.00	176,397.48	209,171.49	270,600.07	320,871.75	977,040.79
Regional Office - IVB	990,000.00	42,000.00	1,032,000.00	1,032,000.00	0.00	0.00	0.00	1,032,000.00	176,397.48	209,171.49	270,600.07	320,871.75	977,040.79
PS	990,000.00	42,000.00	1,032,000.00	1,032,000.00	0.00	0.00	0.00	1,032,000.00	176,397.48	209,171.49	270,600.07	320,871.75	977,040.79
Region V - Bicol	714,000.00	173,896.00	887,896.00	887,896.00	0.00	0.00	0.00	887,896.00	159,858.72	179,141.70	169,829.64	367,151.05	875,981.11
Regional Office V	714,000.00	173,896.00	887,896.00	887,896.00	0.00	0.00	0.00	887,896.00	159,858.72	179,141.70	169,829.64	367,151.05	875,981.11
PS	714,000.00	173,896.00	887,896.00	887,896.00	0.00	0.00	0.00	887,896.00	159,858.72	179,141.70	169,829.64	367,151.05	875,981.11
Region VI - Western Visayas	798,000.00	140,020.00	938,020.00	938,020.00	0.00	0.00	0.00	938,020.00	189,173.59	177,893.64	204,671.65	358,197.12	929,936.00
Regional Office VI	798,000.00	140,020.00	938,020.00	938,020.00	0.00	0.00	0.00	938,020.00	189,173.59	177,893.64	204,671.65	358,197.12	929,936.00
PS	798,000.00	140,020.00	938,020.00	938,020.00	0.00	0.00	0.00	938,020.00	189,173.59	177,893.64	204,671.65	358,197.12	929,936.00
Region VII - Central Visayas	856,000.00	122,789.00	978,789.00	978,789.00	0.00	0.00	0.00	978,789.00	191,489.98	203,098.43	235,916.31	332,613.53	963,118.25
Regional Office VII	856,000.00	122,789.00	978,789.00	978,789.00	0.00	0.00	0.00	978,789.00	191,489.98	203,098.43	235,916.31	332,613.53	963,118.25
PS	856,000.00	122,789.00	978,789.00	978,789.00	0.00	0.00	0.00	978,789.00	191,489.98	203,098.43	235,916.31	332,613.53	963,118.25
Region VIII - Eastern Visayas	812,000.00	599,874.00	1,411,874.00	1,411,874.00	0.00	0.00	0.00	1,411,874.00	267,695.54	272,448.70	187,227.84	641,435.01	1,368,807.09

STATEMENT OF APPROPRIATIONS, ALLOTMENTS, OBLIGATIONS, DISBURSEMENTS AND BALANCES

As at the Quarter Ending December 31, 2024

Department : Department of Budget and Management (DBM)
 Agency/Entity : Office of the Secretary
 Region : ALL
 Division : ALL
 Operating Unit : ALL
 Fund Cluster : 01 - Regular Agency Fund

X	Current Year Appropriations
	Supplemental Appropriations
	Continuing Appropriations

(e.g. UACS Fund Cluster: 01-Regular Agency Fund, 02-Foreign Assisted Projects Fund, 03-Special Account-Locally Funded/Domestic Grants Fund, and 04-Special Account-Foreign Assisted/Foreign Grants Fund)

Particulars	Appropriations			Allotments					Current Year Obligations				
	Authorized Appropriations	Adjustments (Transfer To/From, Modifications/ Augmentations)	Adjusted Appropriations	Allotments Received	Adjustments (Reductions, Modifications/ Augmentations)	Transfer To	Transfer From	Adjusted Total Allotments	1st Quarter Ending March 31	2nd Quarter Ending June 30	3rd Quarter Ending September 30	4th Quarter Ending December 31	Total
1	3	4	5=(3+4)	6	7	8	9	10=[(6+(-)7)-8+9]	11	12	13	14	15=(11+12+13+14)
Regional Office VIII	812,000.00	599,874.00	1,411,874.00	1,411,874.00	0.00	0.00	0.00	1,411,874.00	267,695.54	272,448.70	187,227.84	641,435.01	1,368,807.09
PS	812,000.00	599,874.00	1,411,874.00	1,411,874.00	0.00	0.00	0.00	1,411,874.00	267,695.54	272,448.70	187,227.84	641,435.01	1,368,807.09
Region IX - Zamboanga Peninsula	983,000.00	57,797.00	1,040,797.00	1,040,797.00	0.00	0.00	0.00	1,040,797.00	239,249.60	234,451.44	246,766.88	297,056.56	1,017,524.48
Regional Office IX	983,000.00	57,797.00	1,040,797.00	1,040,797.00	0.00	0.00	0.00	1,040,797.00	239,249.60	234,451.44	246,766.88	297,056.56	1,017,524.48
PS	983,000.00	57,797.00	1,040,797.00	1,040,797.00	0.00	0.00	0.00	1,040,797.00	239,249.60	234,451.44	246,766.88	297,056.56	1,017,524.48
Region X - Northern Mindanao	1,022,000.00	59,687.00	1,081,687.00	1,088,687.00	(7,000.00)	0.00	0.00	1,081,687.00	248,011.44	249,516.00	277,230.17	302,996.35	1,077,753.96
Regional Office X	1,022,000.00	59,687.00	1,081,687.00	1,088,687.00	(7,000.00)	0.00	0.00	1,081,687.00	248,011.44	249,516.00	277,230.17	302,996.35	1,077,753.96
PS	1,022,000.00	59,687.00	1,081,687.00	1,088,687.00	(7,000.00)	0.00	0.00	1,081,687.00	248,011.44	249,516.00	277,230.17	302,996.35	1,077,753.96
Region XI - Davao	1,098,000.00	(73,081.00)	1,024,919.00	1,145,000.00	(120,081.00)	0.00	0.00	1,024,919.00	211,675.32	235,730.28	258,708.24	239,577.45	945,691.29
Regional Office XI	1,098,000.00	(73,081.00)	1,024,919.00	1,145,000.00	(120,081.00)	0.00	0.00	1,024,919.00	211,675.32	235,730.28	258,708.24	239,577.45	945,691.29
PS	1,098,000.00	(73,081.00)	1,024,919.00	1,145,000.00	(120,081.00)	0.00	0.00	1,024,919.00	211,675.32	235,730.28	258,708.24	239,577.45	945,691.29
Region XII - SOCCSKSARGEN	1,185,000.00	178,639.00	1,363,639.00	1,357,736.00	5,903.00	0.00	0.00	1,363,639.00	247,902.48	242,945.88	270,317.83	602,472.76	1,363,638.95
Regional Office - XII	1,185,000.00	178,639.00	1,363,639.00	1,357,736.00	5,903.00	0.00	0.00	1,363,639.00	247,902.48	242,945.88	270,317.83	602,472.76	1,363,638.95
PS	1,185,000.00	178,639.00	1,363,639.00	1,357,736.00	5,903.00	0.00	0.00	1,363,639.00	247,902.48	242,945.88	270,317.83	602,472.76	1,363,638.95
Region XIII - CARAGA	1,141,000.00	332,291.00	1,473,291.00	1,473,291.00	0.00	0.00	0.00	1,473,291.00	266,103.70	267,852.97	313,495.68	618,129.91	1,465,582.26
Regional Office - XIII	1,141,000.00	332,291.00	1,473,291.00	1,473,291.00	0.00	0.00	0.00	1,473,291.00	266,103.70	267,852.97	313,495.68	618,129.91	1,465,582.26
PS	1,141,000.00	332,291.00	1,473,291.00	1,473,291.00	0.00	0.00	0.00	1,473,291.00	266,103.70	267,852.97	313,495.68	618,129.91	1,465,582.26
Sub-total, General Administration and Support	34,072,000.00	8,988,152.00	43,060,152.00	44,966,534.00	(1,906,382.00)	0.00	0.00	43,060,152.00	9,306,674.11	9,910,420.19	10,552,491.45	12,963,856.96	42,733,442.71

STATEMENT OF APPROPRIATIONS, ALLOTMENTS, OBLIGATIONS, DISBURSEMENTS AND BALANCES
As at the Quarter Ending December 31, 2024

Department : Department of Budget and Management (DBM)
 Agency/Entity : Office of the Secretary
 Region : ALL
 Division : ALL
 Operating Unit : ALL
 Fund Cluster : 01 - Regular Agency Fund

X	Current Year Appropriations
	Supplemental Appropriations
	Continuing Appropriations

(e.g. UACS Fund Cluster: 01-Regular Agency Fund, 02-Foreign Assisted Projects Fund, 03-Special Account-Locally Funded/Domestic Grants Fund, and 04-Special Account-Foreign Assisted/Foreign Grants Fund)

Particulars	Appropriations			Allotments					Current Year Obligations				
	Authorized Appropriations	Adjustments (Transfer To/From, Modifications/ Augmentations)	Adjusted Appropriations	Allotments Received	Adjustments (Reductions, Modifications/ Augmentations)	Transfer To	Transfer From	Adjusted Total Allotments	1st Quarter Ending March 31	2nd Quarter Ending June 30	3rd Quarter Ending September 30	4th Quarter Ending December 31	Total
1	3	4	5=(3+4)	6	7	8	9	10=[(6+(-)7)-8+9]	11	12	13	14	15=(11+12+13+14)
PS	34,072,000.00	8,988,152.00	43,060,152.00	44,966,534.00	(1,906,382.00)	0.00	0.00	43,060,152.00	9,306,674.11	9,910,420.19	10,552,491.45	12,963,856.96	42,733,442.71
Support to Operations	6,530,000.00	1,443,645.00	7,973,645.00	6,849,000.00	1,124,645.00	0.00	0.00	7,973,645.00	1,685,828.17	1,775,308.14	1,972,742.04	2,539,755.07	7,973,633.42
Legal services	2,490,000.00	159,711.00	2,649,711.00	2,599,000.00	50,711.00	0.00	0.00	2,649,711.00	587,501.40	619,462.31	629,569.17	813,177.38	2,649,710.26
National Capital Region (NCR)	2,490,000.00	159,711.00	2,649,711.00	2,599,000.00	50,711.00	0.00	0.00	2,649,711.00	587,501.40	619,462.31	629,569.17	813,177.38	2,649,710.26
Central Office	2,490,000.00	159,711.00	2,649,711.00	2,599,000.00	50,711.00	0.00	0.00	2,649,711.00	587,501.40	619,462.31	629,569.17	813,177.38	2,649,710.26
PS	2,490,000.00	159,711.00	2,649,711.00	2,599,000.00	50,711.00	0.00	0.00	2,649,711.00	587,501.40	619,462.31	629,569.17	813,177.38	2,649,710.26
Information and communications technology systems services	1,861,000.00	883,000.00	2,744,000.00	1,960,000.00	784,000.00	0.00	0.00	2,744,000.00	535,070.89	595,575.03	648,824.93	964,518.71	2,743,989.56
National Capital Region (NCR)	1,861,000.00	883,000.00	2,744,000.00	1,960,000.00	784,000.00	0.00	0.00	2,744,000.00	535,070.89	595,575.03	648,824.93	964,518.71	2,743,989.56
Central Office	1,861,000.00	883,000.00	2,744,000.00	1,960,000.00	784,000.00	0.00	0.00	2,744,000.00	535,070.89	595,575.03	648,824.93	964,518.71	2,743,989.56
PS	1,861,000.00	883,000.00	2,744,000.00	1,960,000.00	784,000.00	0.00	0.00	2,744,000.00	535,070.89	595,575.03	648,824.93	964,518.71	2,743,989.56
Budget Information and Training Services	2,179,000.00	400,934.00	2,579,934.00	2,290,000.00	289,934.00	0.00	0.00	2,579,934.00	563,255.88	560,270.80	694,347.94	762,058.98	2,579,933.60
National Capital Region (NCR)	2,179,000.00	400,934.00	2,579,934.00	2,290,000.00	289,934.00	0.00	0.00	2,579,934.00	563,255.88	560,270.80	694,347.94	762,058.98	2,579,933.60
Central Office	2,179,000.00	400,934.00	2,579,934.00	2,290,000.00	289,934.00	0.00	0.00	2,579,934.00	563,255.88	560,270.80	694,347.94	762,058.98	2,579,933.60
PS	2,179,000.00	400,934.00	2,579,934.00	2,290,000.00	289,934.00	0.00	0.00	2,579,934.00	563,255.88	560,270.80	694,347.94	762,058.98	2,579,933.60
Sub-total, Support to Operations	6,530,000.00	1,443,645.00	7,973,645.00	6,849,000.00	1,124,645.00	0.00	0.00	7,973,645.00	1,685,828.17	1,775,308.14	1,972,742.04	2,539,755.07	7,973,633.42
PS	6,530,000.00	1,443,645.00	7,973,645.00	6,849,000.00	1,124,645.00	0.00	0.00	7,973,645.00	1,685,828.17	1,775,308.14	1,972,742.04	2,539,755.07	7,973,633.42
Operations	39,571,000.00	2,607,737.00	42,178,737.00	41,397,000.00	781,737.00	0.00	0.00	42,178,737.00	9,741,427.14	10,179,938.19	10,589,313.95	11,489,716.84	42,000,396.12
OO : Allocative efficiency and operational effectiveness enhanced	37,254,000.00	2,349,820.00	39,603,820.00	38,975,000.00	628,820.00	0.00	0.00	39,603,820.00	9,177,670.74	9,586,432.76	9,936,651.57	10,724,724.92	39,425,479.99

STATEMENT OF APPROPRIATIONS, ALLOTMENTS, OBLIGATIONS, DISBURSEMENTS AND BALANCES
As at the Quarter Ending December 31, 2024

Department : Department of Budget and Management (DBM)
 Agency/Entity : Office of the Secretary
 Region : ALL
 Division : ALL
 Operating Unit : ALL
 Fund Cluster : 01 - Regular Agency Fund

X	Current Year Appropriations
	Supplemental Appropriations
	Continuing Appropriations

(e.g. UACS Fund Cluster: 01-Regular Agency Fund, 02-Foreign Assisted Projects Fund, 03-Special Account-Locally Funded/Domestic Grants Fund, and 04-Special Account-Foreign Assisted/Foreign Grants Fund)

Particulars	Appropriations			Allotments					Current Year Obligations				Total
	Authorized Appropriations	Adjustments (Transfer To/From, Modifications/ Augmentations)	Adjusted Appropriations	Allotments Received	Adjustments (Reductions, Modifications/ Augmentations)	Transfer To	Transfer From	Adjusted Total Allotments	1st Quarter Ending March 31	2nd Quarter Ending June 30	3rd Quarter Ending September 30	4th Quarter Ending December 31	
1	3	4	5=(3+4)	6	7	8	9	10=[(6+(-)7)-8+9]	11	12	13	14	15=(11+12+13+14)
ORGANIZATIONAL AND PRODUCTIVITY ENHANCEMENT PROGRAM	4,591,000.00	401,107.00	4,992,107.00	4,802,000.00	190,107.00	0.00	0.00	4,992,107.00	1,124,688.24	1,141,694.73	1,202,252.87	1,523,470.34	4,992,106.18
Policy formulation, standards-setting and evaluation of management systems improvement and productivity enhancement initiatives	1,793,000.00	281,360.00	2,074,360.00	1,880,000.00	194,360.00	0.00	0.00	2,074,360.00	448,383.72	447,767.09	502,734.36	675,474.64	2,074,359.81
National Capital Region (NCR)	1,793,000.00	281,360.00	2,074,360.00	1,880,000.00	194,360.00	0.00	0.00	2,074,360.00	448,383.72	447,767.09	502,734.36	675,474.64	2,074,359.81
Central Office	1,793,000.00	281,360.00	2,074,360.00	1,880,000.00	194,360.00	0.00	0.00	2,074,360.00	448,383.72	447,767.09	502,734.36	675,474.64	2,074,359.81
PS	1,793,000.00	281,360.00	2,074,360.00	1,880,000.00	194,360.00	0.00	0.00	2,074,360.00	448,383.72	447,767.09	502,734.36	675,474.64	2,074,359.81
Policy formulation, standards-setting, evaluation of organization and staffing modification, compensation, position classification and administration of the unified compensation and position	2,798,000.00	119,747.00	2,917,747.00	2,922,000.00	(4,253.00)	0.00	0.00	2,917,747.00	676,304.52	693,927.64	699,518.51	847,995.70	2,917,746.37
National Capital Region (NCR)	2,798,000.00	119,747.00	2,917,747.00	2,922,000.00	(4,253.00)	0.00	0.00	2,917,747.00	676,304.52	693,927.64	699,518.51	847,995.70	2,917,746.37
Central Office	2,798,000.00	119,747.00	2,917,747.00	2,922,000.00	(4,253.00)	0.00	0.00	2,917,747.00	676,304.52	693,927.64	699,518.51	847,995.70	2,917,746.37
PS	2,798,000.00	119,747.00	2,917,747.00	2,922,000.00	(4,253.00)	0.00	0.00	2,917,747.00	676,304.52	693,927.64	699,518.51	847,995.70	2,917,746.37
BUDGET OPERATIONS AND PERFORMANCE MANAGEMENT PROGRAM	31,048,000.00	1,432,624.00	32,480,624.00	32,470,000.00	10,624.00	0.00	0.00	32,480,624.00	7,593,546.90	7,947,996.16	8,210,985.86	8,549,755.90	32,302,284.82
Policy formulation and standard-setting on budget preparation, execution, and accountability of the NGAs, GOCCs, SUCs and LGUs	2,337,000.00	406,024.00	2,743,024.00	2,436,000.00	307,024.00	0.00	0.00	2,743,024.00	622,920.84	627,083.93	643,635.73	849,383.28	2,743,023.78
National Capital Region (NCR)	2,337,000.00	406,024.00	2,743,024.00	2,436,000.00	307,024.00	0.00	0.00	2,743,024.00	622,920.84	627,083.93	643,635.73	849,383.28	2,743,023.78
Central Office	2,337,000.00	406,024.00	2,743,024.00	2,436,000.00	307,024.00	0.00	0.00	2,743,024.00	622,920.84	627,083.93	643,635.73	849,383.28	2,743,023.78
PS	2,337,000.00	406,024.00	2,743,024.00	2,436,000.00	307,024.00	0.00	0.00	2,743,024.00	622,920.84	627,083.93	643,635.73	849,383.28	2,743,023.78

STATEMENT OF APPROPRIATIONS, ALLOTMENTS, OBLIGATIONS, DISBURSEMENTS AND BALANCES
As at the Quarter Ending December 31, 2024

Department : Department of Budget and Management (DBM)
 Agency/Entity : Office of the Secretary
 Region : ALL
 Division : ALL
 Operating Unit : ALL
 Fund Cluster : 01 - Regular Agency Fund

X	Current Year Appropriations
	Supplemental Appropriations
	Continuing Appropriations

(e.g. UACS Fund Cluster: 01-Regular Agency Fund, 02-Foreign Assisted Projects Fund, 03-Special Account-Locally Funded/Domestic Grants Fund, and 04-Special Account-Foreign Assisted/Foreign Grants Fund)

Particulars	Appropriations			Allotments					Current Year Obligations				Total
	Authorized Appropriations	Adjustments (Transfer To/From, Modifications/ Augmentations)	Adjusted Appropriations	Allotments Received	Adjustments (Reductions, Modifications/ Augmentations)	Transfer To	Transfer From	Adjusted Total Allotments	1st Quarter Ending March 31	2nd Quarter Ending June 30	3rd Quarter Ending September 30	4th Quarter Ending December 31	
1	3	4	5=(3+4)	6	7	8	9	10=[(6+(-)7)-8+9]	11	12	13	14	15=(11+12+13+14)
Preparation, administration and review of the budget of National Government Agencies, GOCCs, SUCs, and LGUs; and policy formulation, standards-setting; and conduct of the results-based performance monitoring, evaluation and reporting	28,711,000.00	1,026,600.00	29,737,600.00	30,034,000.00	(296,400.00)	0.00	0.00	29,737,600.00	6,970,626.06	7,320,912.23	7,567,350.13	7,700,372.62	29,559,261.04
National Capital Region (NCR)	13,593,000.00	188,519.00	13,781,519.00	14,198,000.00	(416,481.00)	0.00	0.00	13,781,519.00	3,047,132.61	3,257,334.46	3,298,827.40	4,143,316.91	13,746,611.38
Central Office	12,578,000.00	158,939.00	12,736,939.00	13,137,000.00	(400,061.00)	0.00	0.00	12,736,939.00	2,871,742.08	2,918,115.83	3,052,145.39	3,894,932.92	12,736,936.22
PS	12,578,000.00	158,939.00	12,736,939.00	13,137,000.00	(400,061.00)	0.00	0.00	12,736,939.00	2,871,742.08	2,918,115.83	3,052,145.39	3,894,932.92	12,736,936.22
Regional Office - NCR	1,015,000.00	29,580.00	1,044,580.00	1,061,000.00	(16,420.00)	0.00	0.00	1,044,580.00	175,390.53	339,218.63	246,682.01	248,383.99	1,009,675.16
PS	1,015,000.00	29,580.00	1,044,580.00	1,061,000.00	(16,420.00)	0.00	0.00	1,044,580.00	175,390.53	339,218.63	246,682.01	248,383.99	1,009,675.16
Region I - Ilocos	852,000.00	40,000.00	892,000.00	892,000.00	0.00	0.00	0.00	892,000.00	0.00	0.00	119,754.24	684,686.89	804,441.13
Regional Office - I	852,000.00	40,000.00	892,000.00	892,000.00	0.00	0.00	0.00	892,000.00	0.00	0.00	119,754.24	684,686.89	804,441.13
PS	852,000.00	40,000.00	892,000.00	892,000.00	0.00	0.00	0.00	892,000.00	0.00	0.00	119,754.24	684,686.89	804,441.13
Cordillera Administrative Region (CAR)	1,136,000.00	58,000.00	1,194,000.00	1,194,000.00	0.00	0.00	0.00	1,194,000.00	316,069.22	327,712.32	373,457.16	176,761.30	1,194,000.00
Regional Office - CAR	1,136,000.00	58,000.00	1,194,000.00	1,194,000.00	0.00	0.00	0.00	1,194,000.00	316,069.22	327,712.32	373,457.16	176,761.30	1,194,000.00
PS	1,136,000.00	58,000.00	1,194,000.00	1,194,000.00	0.00	0.00	0.00	1,194,000.00	316,069.22	327,712.32	373,457.16	176,761.30	1,194,000.00
Region II - Cagayan Valley	1,067,000.00	52,000.00	1,119,000.00	1,119,000.00	0.00	0.00	0.00	1,119,000.00	290,511.70	319,388.33	289,552.78	198,915.24	1,098,368.05
Regional Office - II	1,067,000.00	52,000.00	1,119,000.00	1,119,000.00	0.00	0.00	0.00	1,119,000.00	290,511.70	319,388.33	289,552.78	198,915.24	1,098,368.05
PS	1,067,000.00	52,000.00	1,119,000.00	1,119,000.00	0.00	0.00	0.00	1,119,000.00	290,511.70	319,388.33	289,552.78	198,915.24	1,098,368.05

STATEMENT OF APPROPRIATIONS, ALLOTMENTS, OBLIGATIONS, DISBURSEMENTS AND BALANCES
As at the Quarter Ending December 31, 2024

Department : Department of Budget and Management (DBM)
 Agency/Entity : Office of the Secretary
 Region : ALL
 Division : ALL
 Operating Unit : ALL
 Fund Cluster : 01 - Regular Agency Fund

X	Current Year Appropriations
	Supplemental Appropriations
	Continuing Appropriations

(e.g. UACS Fund Cluster: 01-Regular Agency Fund, 02-Foreign Assisted Projects Fund, 03-Special Account-Locally Funded/Domestic Grants Fund, and 04-Special Account-Foreign Assisted/Foreign Grants Fund)

Particulars	Appropriations			Allotments				Current Year Obligations					
	Authorized Appropriations	Adjustments (Transfer To/From, Modifications/ Augmentations)	Adjusted Appropriations	Allotments Received	Adjustments (Reductions, Modifications/ Augmentations)	Transfer To	Transfer From	Adjusted Total Allotments	1st Quarter Ending March 31	2nd Quarter Ending June 30	3rd Quarter Ending September 30	4th Quarter Ending December 31	Total
1	3	4	5=(3+4)	6	7	8	9	10=[(6+(-)7)-8+9]	11	12	13	14	15=(11+12+13+14)
Region III - Central Luzon	1,384,000.00	64,000.00	1,448,000.00	1,448,000.00	0.00	0.00	0.00	1,448,000.00	346,595.84	376,086.87	418,217.26	307,100.03	1,448,000.00
Regional Office - III	1,384,000.00	64,000.00	1,448,000.00	1,448,000.00	0.00	0.00	0.00	1,448,000.00	346,595.84	376,086.87	418,217.26	307,100.03	1,448,000.00
PS	1,384,000.00	64,000.00	1,448,000.00	1,448,000.00	0.00	0.00	0.00	1,448,000.00	346,595.84	376,086.87	418,217.26	307,100.03	1,448,000.00
Region IVA - CALABARZON	804,000.00	34,000.00	838,000.00	838,000.00	0.00	0.00	0.00	838,000.00	207,052.92	216,871.22	218,432.11	195,643.75	838,000.00
Regional Office - IVA	804,000.00	34,000.00	838,000.00	838,000.00	0.00	0.00	0.00	838,000.00	207,052.92	216,871.22	218,432.11	195,643.75	838,000.00
PS	804,000.00	34,000.00	838,000.00	838,000.00	0.00	0.00	0.00	838,000.00	207,052.92	216,871.22	218,432.11	195,643.75	838,000.00
Region IVB - MIMAROPA	1,000,000.00	44,000.00	1,044,000.00	1,044,000.00	0.00	0.00	0.00	1,044,000.00	273,036.77	263,057.56	231,870.96	260,796.68	1,028,761.97
Regional Office - IVB	1,000,000.00	44,000.00	1,044,000.00	1,044,000.00	0.00	0.00	0.00	1,044,000.00	273,036.77	263,057.56	231,870.96	260,796.68	1,028,761.97
PS	1,000,000.00	44,000.00	1,044,000.00	1,044,000.00	0.00	0.00	0.00	1,044,000.00	273,036.77	263,057.56	231,870.96	260,796.68	1,028,761.97
Region V - Bicol	810,000.00	37,000.00	847,000.00	847,000.00	0.00	0.00	0.00	847,000.00	212,856.84	245,455.42	228,669.00	160,018.74	847,000.00
Regional Office V	810,000.00	37,000.00	847,000.00	847,000.00	0.00	0.00	0.00	847,000.00	212,856.84	245,455.42	228,669.00	160,018.74	847,000.00
PS	810,000.00	37,000.00	847,000.00	847,000.00	0.00	0.00	0.00	847,000.00	212,856.84	245,455.42	228,669.00	160,018.74	847,000.00
Region VI - Western Visayas	1,178,000.00	57,000.00	1,235,000.00	1,235,000.00	0.00	0.00	0.00	1,235,000.00	310,743.62	333,972.00	367,816.29	222,468.09	1,235,000.00
Regional Office VI	1,178,000.00	57,000.00	1,235,000.00	1,235,000.00	0.00	0.00	0.00	1,235,000.00	310,743.62	333,972.00	367,816.29	222,468.09	1,235,000.00
PS	1,178,000.00	57,000.00	1,235,000.00	1,235,000.00	0.00	0.00	0.00	1,235,000.00	310,743.62	333,972.00	367,816.29	222,468.09	1,235,000.00
Region VII - Central Visayas	947,000.00	39,000.00	986,000.00	986,000.00	0.00	0.00	0.00	986,000.00	240,784.70	260,825.98	301,177.71	182,888.41	985,676.80
Regional Office VII	947,000.00	39,000.00	986,000.00	986,000.00	0.00	0.00	0.00	986,000.00	240,784.70	260,825.98	301,177.71	182,888.41	985,676.80
PS	947,000.00	39,000.00	986,000.00	986,000.00	0.00	0.00	0.00	986,000.00	240,784.70	260,825.98	301,177.71	182,888.41	985,676.80

STATEMENT OF APPROPRIATIONS, ALLOTMENTS, OBLIGATIONS, DISBURSEMENTS AND BALANCES

As at the Quarter Ending December 31, 2024

Department : Department of Budget and Management (DBM)
 Agency/Entity : Office of the Secretary
 Region : ALL
 Division : ALL
 Operating Unit : ALL
 Fund Cluster : 01 - Regular Agency Fund

X	Current Year Appropriations
	Supplemental Appropriations
	Continuing Appropriations

(e.g. UACS Fund Cluster: 01-Regular Agency Fund, 02-Foreign Assisted Projects Fund, 03-Special Account-Locally Funded/Domestic Grants Fund, and 04-Special Account-Foreign Assisted/Foreign Grants Fund)

Particulars	Appropriations			Allotments				Current Year Obligations					
	Authorized Appropriations	Adjustments (Transfer To/From, Modifications/ Augmentations)	Adjusted Appropriations	Allotments Received	Adjustments (Reductions, Modifications/ Augmentations)	Transfer To	Transfer From	Adjusted Total Allotments	1st Quarter Ending March 31	2nd Quarter Ending June 30	3rd Quarter Ending September 30	4th Quarter Ending December 31	Total
1	3	4	5=(3+4)	6	7	8	9	10=[(6+(-)7)-8+9]	11	12	13	14	15=(11+12+13+14)
Region VIII - Eastern Visayas	1,141,000.00	55,000.00	1,196,000.00	1,196,000.00	0.00	0.00	0.00	1,196,000.00	325,456.54	346,608.70	228,301.92	295,632.84	1,196,000.00
Regional Office VIII	1,141,000.00	55,000.00	1,196,000.00	1,196,000.00	0.00	0.00	0.00	1,196,000.00	325,456.54	346,608.70	228,301.92	295,632.84	1,196,000.00
PS	1,141,000.00	55,000.00	1,196,000.00	1,196,000.00	0.00	0.00	0.00	1,196,000.00	325,456.54	346,608.70	228,301.92	295,632.84	1,196,000.00
Region IX - Zamboanga Peninsula	873,000.00	38,000.00	911,000.00	911,000.00	0.00	0.00	0.00	911,000.00	213,697.20	194,856.30	211,092.48	271,675.30	891,321.28
Regional Office IX	873,000.00	38,000.00	911,000.00	911,000.00	0.00	0.00	0.00	911,000.00	213,697.20	194,856.30	211,092.48	271,675.30	891,321.28
PS	873,000.00	38,000.00	911,000.00	911,000.00	0.00	0.00	0.00	911,000.00	213,697.20	194,856.30	211,092.48	271,675.30	891,321.28
Region X - Northern Mindanao	950,000.00	46,000.00	996,000.00	996,000.00	0.00	0.00	0.00	996,000.00	247,817.50	243,541.68	312,759.65	191,881.16	995,999.99
Regional Office X	950,000.00	46,000.00	996,000.00	996,000.00	0.00	0.00	0.00	996,000.00	247,817.50	243,541.68	312,759.65	191,881.16	995,999.99
PS	950,000.00	46,000.00	996,000.00	996,000.00	0.00	0.00	0.00	996,000.00	247,817.50	243,541.68	312,759.65	191,881.16	995,999.99
Region XI - Davao	992,000.00	170,081.00	1,162,081.00	1,042,000.00	120,081.00	0.00	0.00	1,162,081.00	283,477.45	263,833.87	308,962.55	305,806.57	1,162,080.44
Regional Office XI	992,000.00	170,081.00	1,162,081.00	1,042,000.00	120,081.00	0.00	0.00	1,162,081.00	283,477.45	263,833.87	308,962.55	305,806.57	1,162,080.44
PS	992,000.00	170,081.00	1,162,081.00	1,042,000.00	120,081.00	0.00	0.00	1,162,081.00	283,477.45	263,833.87	308,962.55	305,806.57	1,162,080.44
Region XII - SOCCSKSARGEN	1,046,000.00	50,000.00	1,096,000.00	1,096,000.00	0.00	0.00	0.00	1,096,000.00	337,101.94	351,129.52	304,987.83	102,780.71	1,096,000.00
Regional Office - XII	1,046,000.00	50,000.00	1,096,000.00	1,096,000.00	0.00	0.00	0.00	1,096,000.00	337,101.94	351,129.52	304,987.83	102,780.71	1,096,000.00
PS	1,046,000.00	50,000.00	1,096,000.00	1,096,000.00	0.00	0.00	0.00	1,096,000.00	337,101.94	351,129.52	304,987.83	102,780.71	1,096,000.00
Region XIII - CARAGA	938,000.00	54,000.00	992,000.00	992,000.00	0.00	0.00	0.00	992,000.00	318,291.21	320,238.00	353,470.79	0.00	992,000.00
Regional Office - XIII	938,000.00	54,000.00	992,000.00	992,000.00	0.00	0.00	0.00	992,000.00	318,291.21	320,238.00	353,470.79	0.00	992,000.00
PS	938,000.00	54,000.00	992,000.00	992,000.00	0.00	0.00	0.00	992,000.00	318,291.21	320,238.00	353,470.79	0.00	992,000.00

STATEMENT OF APPROPRIATIONS, ALLOTMENTS, OBLIGATIONS, DISBURSEMENTS AND BALANCES

As at the Quarter Ending December 31, 2024

Department : Department of Budget and Management (DBM)
 Agency/Entity : Office of the Secretary
 Region : ALL
 Division : ALL
 Operating Unit : ALL
 Fund Cluster : 01 - Regular Agency Fund

X	Current Year Appropriations
	Supplemental Appropriations
	Continuing Appropriations

(e.g. UACS Fund Cluster: 01-Regular Agency Fund, 02-Foreign Assisted Projects Fund, 03-Special Account-Locally Funded/Domestic Grants Fund, and 04-Special Account-Foreign Assisted/Foreign Grants Fund)

Particulars	Appropriations			Allotments					Current Year Obligations				
	Authorized Appropriations	Adjustments (Transfer To/From, Modifications/ Augmentations)	Adjusted Appropriations	Allotments Received	Adjustments (Reductions, Modifications/ Augmentations)	Transfer To	Transfer From	Adjusted Total Allotments	1st Quarter Ending March 31	2nd Quarter Ending June 30	3rd Quarter Ending September 30	4th Quarter Ending December 31	Total
1	3	4	5=(3+4)	6	7	8	9	10=[(6+(-)7)-8+9]	11	12	13	14	15=(11+12+13+14)
LOCAL EXPENDITURE MANAGEMENT POLICY DEVELOPMENT PROGRAM Promulgate Public Expenditure Management (PEM) policies and practices in LGUs	1,615,000.00	516,089.00	2,131,089.00	1,703,000.00	428,089.00	0.00	0.00	2,131,089.00	459,435.60	496,741.87	523,412.84	651,498.68	2,131,088.99
National Capital Region (NCR)	1,615,000.00	516,089.00	2,131,089.00	1,703,000.00	428,089.00	0.00	0.00	2,131,089.00	459,435.60	496,741.87	523,412.84	651,498.68	2,131,088.99
Central Office	1,615,000.00	516,089.00	2,131,089.00	1,703,000.00	428,089.00	0.00	0.00	2,131,089.00	459,435.60	496,741.87	523,412.84	651,498.68	2,131,088.99
PS	1,615,000.00	516,089.00	2,131,089.00	1,703,000.00	428,089.00	0.00	0.00	2,131,089.00	459,435.60	496,741.87	523,412.84	651,498.68	2,131,088.99
OO : Budget improved through sustainable fiscal discipline and fiscal openness	2,317,000.00	257,917.00	2,574,917.00	2,422,000.00	152,917.00	0.00	0.00	2,574,917.00	563,756.40	593,505.43	652,662.38	764,991.92	2,574,916.13
FISCAL DISCIPLINE AND OPENNESS PROGRAM	2,317,000.00	257,917.00	2,574,917.00	2,422,000.00	152,917.00	0.00	0.00	2,574,917.00	563,756.40	593,505.43	652,662.38	764,991.92	2,574,916.13
Formulation and preparation of fiscal, expenditure, and reform frameworks to link the budget with the national development goals, and development and promotion of fiscal transparency and participation standards and strategies	2,317,000.00	257,917.00	2,574,917.00	2,422,000.00	152,917.00	0.00	0.00	2,574,917.00	563,756.40	593,505.43	652,662.38	764,991.92	2,574,916.13
National Capital Region (NCR)	2,317,000.00	257,917.00	2,574,917.00	2,422,000.00	152,917.00	0.00	0.00	2,574,917.00	563,756.40	593,505.43	652,662.38	764,991.92	2,574,916.13
Central Office	2,317,000.00	257,917.00	2,574,917.00	2,422,000.00	152,917.00	0.00	0.00	2,574,917.00	563,756.40	593,505.43	652,662.38	764,991.92	2,574,916.13
PS	2,317,000.00	257,917.00	2,574,917.00	2,422,000.00	152,917.00	0.00	0.00	2,574,917.00	563,756.40	593,505.43	652,662.38	764,991.92	2,574,916.13
Sub-total, Operations	39,571,000.00	2,607,737.00	42,178,737.00	41,397,000.00	781,737.00	0.00	0.00	42,178,737.00	9,741,427.14	10,179,938.19	10,589,313.95	11,489,716.84	42,000,396.12
PS	39,571,000.00	2,607,737.00	42,178,737.00	41,397,000.00	781,737.00	0.00	0.00	42,178,737.00	9,741,427.14	10,179,938.19	10,589,313.95	11,489,716.84	42,000,396.12
MOOE	0.00	0.00	0.00	0.00	0.00	0.00	0.00	0.00	0.00	0.00	0.00	0.00	0.00
FinEx	0.00	0.00	0.00	0.00	0.00	0.00	0.00	0.00	0.00	0.00	0.00	0.00	0.00
CO	0.00	0.00	0.00	0.00	0.00	0.00	0.00	0.00	0.00	0.00	0.00	0.00	0.00

STATEMENT OF APPROPRIATIONS, ALLOTMENTS, OBLIGATIONS, DISBURSEMENTS AND BALANCES

As at the Quarter Ending December 31, 2024

Department : Department of Budget and Management (DBM)
 Agency/Entity : Office of the Secretary
 Region : ALL
 Division : ALL
 Operating Unit : ALL
 Fund Cluster : 01 - Regular Agency Fund

X	Current Year Appropriations
	Supplemental Appropriations
	Continuing Appropriations

(e.g. UACS Fund Cluster: 01-Regular Agency Fund, 02-Foreign Assisted Projects Fund, 03-Special Account-Locally Funded/Domestic Grants Fund, and 04-Special Account-Foreign Assisted/Foreign Grants Fund)

Particulars	Appropriations			Allotments					Current Year Obligations				Total
	Authorized Appropriations	Adjustments (Transfer To/From, Modifications/ Augmentations)	Adjusted Appropriations	Allotments Received	Adjustments (Reductions, Modifications/ Augmentations)	Transfer To	Transfer From	Adjusted Total Allotments	1st Quarter Ending March 31	2nd Quarter Ending June 30	3rd Quarter Ending September 30	4th Quarter Ending December 31	
1	3	4	5=(3+4)	6	7	8	9	10=[(6+(-)7)-8+9]	11	12	13	14	15=(11+12+13+14)
Sub-total, II. Automatic Appropriations	80,173,000.00	13,039,534.00	93,212,534.00	93,212,534.00	0.00	0.00	0.00	93,212,534.00	20,733,929.42	21,865,666.52	23,114,547.44	26,993,328.87	92,707,472.25
PS	80,173,000.00	13,039,534.00	93,212,534.00	93,212,534.00	0.00	0.00	0.00	93,212,534.00	20,733,929.42	21,865,666.52	23,114,547.44	26,993,328.87	92,707,472.25
MOOE	0.00	0.00	0.00	0.00	0.00	0.00	0.00	0.00	0.00	0.00	0.00	0.00	0.00
FinEx	0.00	0.00	0.00	0.00	0.00	0.00	0.00	0.00	0.00	0.00	0.00	0.00	0.00
CO	0.00	0.00	0.00	0.00	0.00	0.00	0.00	0.00	0.00	0.00	0.00	0.00	0.00
III. Special Purpose Fund	0.00	136,706,735.00	136,706,735.00	0.00	136,706,735.00	0.00	0.00	136,706,735.00	35,746,280.04	10,270,587.98	26,931,263.42	62,266,056.78	135,214,188.22
General Administration and Support	0.00	113,281,735.00	113,281,735.00	0.00	113,281,735.00	0.00	0.00	113,281,735.00	35,746,280.04	10,270,587.98	13,028,523.60	52,915,872.79	111,961,264.41
General Management and Supervision	0.00	113,281,735.00	113,281,735.00	0.00	113,281,735.00	0.00	0.00	113,281,735.00	35,746,280.04	10,270,587.98	13,028,523.60	52,915,872.79	111,961,264.41
National Capital Region (NCR)	0.00	62,400,286.00	62,400,286.00	0.00	62,400,286.00	0.00	0.00	62,400,286.00	20,181,392.22	6,084,863.36	9,159,787.21	26,454,493.58	61,880,536.37
Central Office	0.00	60,040,841.00	60,040,841.00	0.00	60,040,841.00	0.00	0.00	60,040,841.00	19,475,549.81	6,084,863.36	8,875,580.45	25,085,098.95	59,521,092.57
PS	0.00	60,040,841.00	60,040,841.00	0.00	60,040,841.00	0.00	0.00	60,040,841.00	19,475,549.81	6,084,863.36	8,875,580.45	25,085,098.95	59,521,092.57
Regional Office - NCR	0.00	2,359,445.00	2,359,445.00	0.00	2,359,445.00	0.00	0.00	2,359,445.00	705,842.41	0.00	284,206.76	1,369,394.63	2,359,443.80
PS	0.00	2,359,445.00	2,359,445.00	0.00	2,359,445.00	0.00	0.00	2,359,445.00	705,842.41	0.00	284,206.76	1,369,394.63	2,359,443.80
Region I - Ilocos	0.00	1,545,377.00	1,545,377.00	0.00	1,545,377.00	0.00	0.00	1,545,377.00	755,307.00	156,069.17	0.00	634,000.00	1,545,376.17
Regional Office - I	0.00	1,545,377.00	1,545,377.00	0.00	1,545,377.00	0.00	0.00	1,545,377.00	755,307.00	156,069.17	0.00	634,000.00	1,545,376.17
PS	0.00	1,545,377.00	1,545,377.00	0.00	1,545,377.00	0.00	0.00	1,545,377.00	755,307.00	156,069.17	0.00	634,000.00	1,545,376.17
Cordillera Administrative Region (CAR)	0.00	4,345,892.00	4,345,892.00	0.00	4,345,892.00	0.00	0.00	4,345,892.00	847,807.00	0.00	336,459.13	3,030,354.45	4,214,620.58
Regional Office - CAR	0.00	4,345,892.00	4,345,892.00	0.00	4,345,892.00	0.00	0.00	4,345,892.00	847,807.00	0.00	336,459.13	3,030,354.45	4,214,620.58
PS	0.00	4,345,892.00	4,345,892.00	0.00	4,345,892.00	0.00	0.00	4,345,892.00	847,807.00	0.00	336,459.13	3,030,354.45	4,214,620.58
Region II - Cagayan Valley	0.00	5,849,296.00	5,849,296.00	0.00	5,849,296.00	0.00	0.00	5,849,296.00	4,239,379.10	276,505.69	1,071,777.95	226,341.15	5,814,003.89
Regional Office - II	0.00	5,849,296.00	5,849,296.00	0.00	5,849,296.00	0.00	0.00	5,849,296.00	4,239,379.10	276,505.69	1,071,777.95	226,341.15	5,814,003.89
PS	0.00	5,849,296.00	5,849,296.00	0.00	5,849,296.00	0.00	0.00	5,849,296.00	4,239,379.10	276,505.69	1,071,777.95	226,341.15	5,814,003.89

STATEMENT OF APPROPRIATIONS, ALLOTMENTS, OBLIGATIONS, DISBURSEMENTS AND BALANCES

As at the Quarter Ending December 31, 2024

Department : Department of Budget and Management (DBM)
 Agency/Entity : Office of the Secretary
 Region : ALL
 Division : ALL
 Operating Unit : ALL
 Fund Cluster : 01 - Regular Agency Fund

X	Current Year Appropriations
	Supplemental Appropriations
	Continuing Appropriations

(e.g. UACS Fund Cluster: 01-Regular Agency Fund, 02-Foreign Assisted Projects Fund, 03-Special Account-Locally Funded/Domestic Grants Fund, and 04-Special Account-Foreign Assisted/Foreign Grants Fund)

Particulars	Appropriations			Allotments				Current Year Obligations					
	Authorized Appropriations	Adjustments (Transfer To/From, Modifications/ Augmentations)	Adjusted Appropriations	Allotments Received	Adjustments (Reductions, Modifications/ Augmentations)	Transfer To	Transfer From	Adjusted Total Allotments	1st Quarter Ending March 31	2nd Quarter Ending June 30	3rd Quarter Ending September 30	4th Quarter Ending December 31	Total
1	3	4	5=(3+4)	6	7	8	9	10=[(6+(-)7)-8+9]	11	12	13	14	15=(11+12+13+14)
Region III - Central Luzon	0.00	2,101,285.00	2,101,285.00	0.00	2,101,285.00	0.00	0.00	2,101,285.00	1,033,035.75	549,247.92	0.00	519,000.00	2,101,283.67
Regional Office - III	0.00	2,101,285.00	2,101,285.00	0.00	2,101,285.00	0.00	0.00	2,101,285.00	1,033,035.75	549,247.92	0.00	519,000.00	2,101,283.67
PS	0.00	2,101,285.00	2,101,285.00	0.00	2,101,285.00	0.00	0.00	2,101,285.00	1,033,035.75	549,247.92	0.00	519,000.00	2,101,283.67
Region IVA - CALABARZON	0.00	2,594,962.00	2,594,962.00	0.00	2,594,962.00	0.00	0.00	2,594,962.00	665,419.00	0.00	206,052.00	1,582,335.51	2,453,806.51
Regional Office - IVA	0.00	2,594,962.00	2,594,962.00	0.00	2,594,962.00	0.00	0.00	2,594,962.00	665,419.00	0.00	206,052.00	1,582,335.51	2,453,806.51
PS	0.00	2,594,962.00	2,594,962.00	0.00	2,594,962.00	0.00	0.00	2,594,962.00	665,419.00	0.00	206,052.00	1,582,335.51	2,453,806.51
Region IVB - MIMAROPA	0.00	1,411,239.00	1,411,239.00	0.00	1,411,239.00	0.00	0.00	1,411,239.00	806,137.00	149,101.75	352,753.11	99,485.88	1,407,477.74
Regional Office - IVB	0.00	1,411,239.00	1,411,239.00	0.00	1,411,239.00	0.00	0.00	1,411,239.00	806,137.00	149,101.75	352,753.11	99,485.88	1,407,477.74
PS	0.00	1,411,239.00	1,411,239.00	0.00	1,411,239.00	0.00	0.00	1,411,239.00	806,137.00	149,101.75	352,753.11	99,485.88	1,407,477.74
Region V - Bicol	0.00	2,827,355.00	2,827,355.00	0.00	2,827,355.00	0.00	0.00	2,827,355.00	689,858.00	340,734.29	21,163.00	1,775,597.49	2,827,352.78
Regional Office V	0.00	2,827,355.00	2,827,355.00	0.00	2,827,355.00	0.00	0.00	2,827,355.00	689,858.00	340,734.29	21,163.00	1,775,597.49	2,827,352.78
PS	0.00	2,827,355.00	2,827,355.00	0.00	2,827,355.00	0.00	0.00	2,827,355.00	689,858.00	340,734.29	21,163.00	1,775,597.49	2,827,352.78
Region VI - Western Visayas	0.00	2,547,804.00	2,547,804.00	0.00	2,547,804.00	0.00	0.00	2,547,804.00	823,733.11	575,714.05	242,810.94	890,662.55	2,532,920.65
Regional Office VI	0.00	2,547,804.00	2,547,804.00	0.00	2,547,804.00	0.00	0.00	2,547,804.00	823,733.11	575,714.05	242,810.94	890,662.55	2,532,920.65
PS	0.00	2,547,804.00	2,547,804.00	0.00	2,547,804.00	0.00	0.00	2,547,804.00	823,733.11	575,714.05	242,810.94	890,662.55	2,532,920.65
Region VII - Central Visayas	0.00	2,974,217.00	2,974,217.00	0.00	2,974,217.00	0.00	0.00	2,974,217.00	726,032.94	37,125.49	233,891.52	1,977,164.75	2,974,214.70
Regional Office VII	0.00	2,974,217.00	2,974,217.00	0.00	2,974,217.00	0.00	0.00	2,974,217.00	726,032.94	37,125.49	233,891.52	1,977,164.75	2,974,214.70
PS	0.00	2,974,217.00	2,974,217.00	0.00	2,974,217.00	0.00	0.00	2,974,217.00	726,032.94	37,125.49	233,891.52	1,977,164.75	2,974,214.70
Region VIII - Eastern Visayas	0.00	7,692,067.00	7,692,067.00	0.00	7,692,067.00	0.00	0.00	7,692,067.00	889,711.98	45,281.86	303,816.98	6,218,250.73	7,457,061.55
Regional Office VIII	0.00	7,692,067.00	7,692,067.00	0.00	7,692,067.00	0.00	0.00	7,692,067.00	889,711.98	45,281.86	303,816.98	6,218,250.73	7,457,061.55
PS	0.00	7,692,067.00	7,692,067.00	0.00	7,692,067.00	0.00	0.00	7,692,067.00	889,711.98	45,281.86	303,816.98	6,218,250.73	7,457,061.55
Region IX - Zamboanga Peninsula	0.00	1,540,682.00	1,540,682.00	0.00	1,540,682.00	0.00	0.00	1,540,682.00	738,294.00	0.00	197,318.32	374,894.33	1,310,506.65

STATEMENT OF APPROPRIATIONS, ALLOTMENTS, OBLIGATIONS, DISBURSEMENTS AND BALANCES

As at the Quarter Ending December 31, 2024

Department : Department of Budget and Management (DBM)
 Agency/Entity : Office of the Secretary
 Region : ALL
 Division : ALL
 Operating Unit : ALL
 Fund Cluster : 01 - Regular Agency Fund

X	Current Year Appropriations
	Supplemental Appropriations
	Continuing Appropriations

(e.g. UACS Fund Cluster: 01-Regular Agency Fund, 02-Foreign Assisted Projects Fund, 03-Special Account-Locally Funded/Domestic Grants Fund, and 04-Special Account-Foreign Assisted/Foreign Grants Fund)

Particulars	Appropriations			Allotments					Current Year Obligations				Total
	Authorized Appropriations	Adjustments (Transfer To/From, Modifications/ Augmentations)	Adjusted Appropriations	Allotments Received	Adjustments (Reductions, Modifications/ Augmentations)	Transfer To	Transfer From	Adjusted Total Allotments	1st Quarter Ending March 31	2nd Quarter Ending June 30	3rd Quarter Ending September 30	4th Quarter Ending December 31	
1	3	4	5=(3+4)	6	7	8	9	10=([6+(-)7]-8+9)	11	12	13	14	15=(11+12+13+14)
Regional Office IX	0.00	1,540,682.00	1,540,682.00	0.00	1,540,682.00	0.00	0.00	1,540,682.00	738,294.00	0.00	197,318.32	374,894.33	1,310,506.65
PS	0.00	1,540,682.00	1,540,682.00	0.00	1,540,682.00	0.00	0.00	1,540,682.00	738,294.00	0.00	197,318.32	374,894.33	1,310,506.65
Region X - Northern Mindanao	0.00	5,869,710.00	5,869,710.00	0.00	5,869,710.00	0.00	0.00	5,869,710.00	747,535.88	285,657.41	280,526.48	4,546,826.12	5,860,545.89
Regional Office X	0.00	5,869,710.00	5,869,710.00	0.00	5,869,710.00	0.00	0.00	5,869,710.00	747,535.88	285,657.41	280,526.48	4,546,826.12	5,860,545.89
PS	0.00	5,869,710.00	5,869,710.00	0.00	5,869,710.00	0.00	0.00	5,869,710.00	747,535.88	285,657.41	280,526.48	4,546,826.12	5,860,545.89
Region XI - Davao	0.00	1,726,967.00	1,726,967.00	0.00	1,726,967.00	0.00	0.00	1,726,967.00	715,695.62	276,962.31	285,902.08	448,404.50	1,726,964.51
Regional Office XI	0.00	1,726,967.00	1,726,967.00	0.00	1,726,967.00	0.00	0.00	1,726,967.00	715,695.62	276,962.31	285,902.08	448,404.50	1,726,964.51
PS	0.00	1,726,967.00	1,726,967.00	0.00	1,726,967.00	0.00	0.00	1,726,967.00	715,695.62	276,962.31	285,902.08	448,404.50	1,726,964.51
Region XII - SOCCSKSARGEN	0.00	2,383,655.00	2,383,655.00	0.00	2,383,655.00	0.00	0.00	2,383,655.00	851,038.00	224,050.75	336,264.88	972,300.59	2,383,654.22
Regional Office - XII	0.00	2,383,655.00	2,383,655.00	0.00	2,383,655.00	0.00	0.00	2,383,655.00	851,038.00	224,050.75	336,264.88	972,300.59	2,383,654.22
PS	0.00	2,383,655.00	2,383,655.00	0.00	2,383,655.00	0.00	0.00	2,383,655.00	851,038.00	224,050.75	336,264.88	972,300.59	2,383,654.22
Region XIII - CARAGA	0.00	5,470,941.00	5,470,941.00	0.00	5,470,941.00	0.00	0.00	5,470,941.00	1,035,903.44	1,269,273.93	0.00	3,165,761.16	5,470,938.53
Regional Office - XIII	0.00	5,470,941.00	5,470,941.00	0.00	5,470,941.00	0.00	0.00	5,470,941.00	1,035,903.44	1,269,273.93	0.00	3,165,761.16	5,470,938.53
PS	0.00	5,470,941.00	5,470,941.00	0.00	5,470,941.00	0.00	0.00	5,470,941.00	1,035,903.44	1,269,273.93	0.00	3,165,761.16	5,470,938.53
Sub-total, General Administration and Support	0.00	113,409,175.00	113,409,175.00	0.00	113,409,175.00	0.00	0.00	113,409,175.00	35,746,280.04	10,270,587.98	13,028,523.60	52,915,872.79	111,961,264.41
PS	0.00	113,409,175.00	113,409,175.00	0.00	113,409,175.00	0.00	0.00	113,409,175.00	35,746,280.04	10,270,587.98	13,028,523.60	52,915,872.79	111,961,264.41
Support to Operations	0.00	3,490,000.00	3,490,000.00	0.00	3,490,000.00	0.00	0.00	3,490,000.00	0.00	0.00	1,986,624.16	1,503,375.84	3,490,000.00
Legal services	0.00	1,199,000.00	1,199,000.00	0.00	1,199,000.00	0.00	0.00	1,199,000.00	0.00	0.00	613,568.64	585,431.36	1,199,000.00
National Capital Region (NCR)	0.00	1,199,000.00	1,199,000.00	0.00	1,199,000.00	0.00	0.00	1,199,000.00	0.00	0.00	613,568.64	585,431.36	1,199,000.00
Central Office	0.00	1,199,000.00	1,199,000.00	0.00	1,199,000.00	0.00	0.00	1,199,000.00	0.00	0.00	613,568.64	585,431.36	1,199,000.00
PS	0.00	1,199,000.00	1,199,000.00	0.00	1,199,000.00	0.00	0.00	1,199,000.00	0.00	0.00	613,568.64	585,431.36	1,199,000.00

STATEMENT OF APPROPRIATIONS, ALLOTMENTS, OBLIGATIONS, DISBURSEMENTS AND BALANCES
As at the Quarter Ending December 31, 2024

Department : Department of Budget and Management (DBM)
 Agency/Entity : Office of the Secretary
 Region : ALL
 Division : ALL
 Operating Unit : ALL
 Fund Cluster : 01 - Regular Agency Fund

X	Current Year Appropriations
	Supplemental Appropriations
	Continuing Appropriations

(e.g. UACS Fund Cluster: 01-Regular Agency Fund, 02-Foreign Assisted Projects Fund, 03-Special Account-Locally Funded/Domestic Grants Fund, and 04-Special Account-Foreign Assisted/Foreign Grants Fund)

Particulars	Appropriations			Allotments					Current Year Obligations				Total
	Authorized Appropriations	Adjustments (Transfer To/From, Modifications/ Augmentations)	Adjusted Appropriations	Allotments Received	Adjustments (Reductions, Modifications/ Augmentations)	Transfer To	Transfer From	Adjusted Total Allotments	1st Quarter Ending March 31	2nd Quarter Ending June 30	3rd Quarter Ending September 30	4th Quarter Ending December 31	
1	3	4	5=(3+4)	6	7	8	9	10=[(6+(-)7)-8+9]	11	12	13	14	15=(11+12+13+14)
Information and communications technology systems services	0.00	1,082,000.00	1,082,000.00	0.00	1,082,000.00	0.00	0.00	1,082,000.00	0.00	0.00	758,420.52	323,579.48	1,082,000.00
National Capital Region (NCR)	0.00	1,082,000.00	1,082,000.00	0.00	1,082,000.00	0.00	0.00	1,082,000.00	0.00	0.00	758,420.52	323,579.48	1,082,000.00
Central Office	0.00	1,082,000.00	1,082,000.00	0.00	1,082,000.00	0.00	0.00	1,082,000.00	0.00	0.00	758,420.52	323,579.48	1,082,000.00
PS	0.00	1,082,000.00	1,082,000.00	0.00	1,082,000.00	0.00	0.00	1,082,000.00	0.00	0.00	758,420.52	323,579.48	1,082,000.00
Budget Information and Training Services	0.00	1,209,000.00	1,209,000.00	0.00	1,209,000.00	0.00	0.00	1,209,000.00	0.00	0.00	614,635.00	594,365.00	1,209,000.00
National Capital Region (NCR)	0.00	1,209,000.00	1,209,000.00	0.00	1,209,000.00	0.00	0.00	1,209,000.00	0.00	0.00	614,635.00	594,365.00	1,209,000.00
Central Office	0.00	1,209,000.00	1,209,000.00	0.00	1,209,000.00	0.00	0.00	1,209,000.00	0.00	0.00	614,635.00	594,365.00	1,209,000.00
PS	0.00	1,209,000.00	1,209,000.00	0.00	1,209,000.00	0.00	0.00	1,209,000.00	0.00	0.00	614,635.00	594,365.00	1,209,000.00
Sub-total, Support to Operations	0.00	3,490,000.00	3,490,000.00	0.00	3,490,000.00	0.00	0.00	3,490,000.00	0.00	0.00	1,986,624.16	1,503,375.84	3,490,000.00
PS	0.00	3,490,000.00	3,490,000.00	0.00	3,490,000.00	0.00	0.00	3,490,000.00	0.00	0.00	1,986,624.16	1,503,375.84	3,490,000.00
Operations	0.00	19,935,000.00	19,935,000.00	0.00	19,935,000.00	0.00	0.00	19,935,000.00	0.00	0.00	11,916,115.66	7,846,808.15	19,762,923.81
OO : Allocative efficiency and operational effectiveness enhanced	0.00	18,787,000.00	18,787,000.00	0.00	18,787,000.00	0.00	0.00	18,787,000.00	0.00	0.00	11,182,133.40	7,432,790.41	18,614,923.81
ORGANIZATIONAL AND PRODUCTIVITY ENHANCEMENT PROGRAM	0.00	2,301,000.00	2,301,000.00	0.00	2,301,000.00	0.00	0.00	2,301,000.00	0.00	0.00	1,528,973.23	772,026.77	2,301,000.00
Policy formulation, standards setting and evaluation of management systems improvement and productivity enhancement initiatives	0.00	942,000.00	942,000.00	0.00	942,000.00	0.00	0.00	942,000.00	0.00	0.00	593,327.00	348,673.00	942,000.00
National Capital Region (NCR)	0.00	942,000.00	942,000.00	0.00	942,000.00	0.00	0.00	942,000.00	0.00	0.00	593,327.00	348,673.00	942,000.00
Central Office	0.00	942,000.00	942,000.00	0.00	942,000.00	0.00	0.00	942,000.00	0.00	0.00	593,327.00	348,673.00	942,000.00
PS	0.00	942,000.00	942,000.00	0.00	942,000.00	0.00	0.00	942,000.00	0.00	0.00	593,327.00	348,673.00	942,000.00

STATEMENT OF APPROPRIATIONS, ALLOTMENTS, OBLIGATIONS, DISBURSEMENTS AND BALANCES
As at the Quarter Ending December 31, 2024

Department : Department of Budget and Management (DBM)
 Agency/Entity : Office of the Secretary
 Region : ALL
 Division : ALL
 Operating Unit : ALL
 Fund Cluster : 01 - Regular Agency Fund

X	Current Year Appropriations
	Supplemental Appropriations
	Continuing Appropriations

(e.g. UACS Fund Cluster: 01-Regular Agency Fund, 02-Foreign Assisted Projects Fund, 03-Special Account-Locally Funded/Domestic Grants Fund, and 04-Special Account-Foreign Assisted/Foreign Grants Fund)

Particulars	Appropriations			Allotments					Current Year Obligations				
	Authorized Appropriations	Adjustments (Transfer To/From, Modifications/ Augmentations)	Adjusted Appropriations	Allotments Received	Adjustments (Reductions, Modifications/ Augmentations)	Transfer To	Transfer From	Adjusted Total Allotments	1st Quarter Ending March 31	2nd Quarter Ending June 30	3rd Quarter Ending September 30	4th Quarter Ending December 31	Total
1	3	4	5=(3+4)	6	7	8	9	10=[(6+(-)7)-8+9]	11	12	13	14	15=(11+12+13+14)
Policy formulation, standards-setting, evaluation of organization and staffing modification, compensation, position classification and administration of the unified compensation and position classification system	0.00	1,359,000.00	1,359,000.00	0.00	1,359,000.00	0.00	0.00	1,359,000.00	0.00	0.00	935,646.23	423,353.77	1,359,000.00
National Capital Region (NCR)	0.00	1,359,000.00	1,359,000.00	0.00	1,359,000.00	0.00	0.00	1,359,000.00	0.00	0.00	935,646.23	423,353.77	1,359,000.00
Central Office	0.00	1,359,000.00	1,359,000.00	0.00	1,359,000.00	0.00	0.00	1,359,000.00	0.00	0.00	935,646.23	423,353.77	1,359,000.00
PS	0.00	1,359,000.00	1,359,000.00	0.00	1,359,000.00	0.00	0.00	1,359,000.00	0.00	0.00	935,646.23	423,353.77	1,359,000.00
BUDGET OPERATIONS AND PERFORMANCE MANAGEMENT PROGRAM	0.00	15,527,000.00	15,527,000.00	0.00	15,527,000.00	0.00	0.00	15,527,000.00	0.00	0.00	8,982,136.88	6,372,786.93	15,354,923.81
Policy formulation and standard-setting on budget preparation, execution, and accountability of the NGAs, COCCs, SUCs and LGUs	0.00	1,085,000.00	1,085,000.00	0.00	1,085,000.00	0.00	0.00	1,085,000.00	0.00	0.00	839,334.66	245,665.34	1,085,000.00
National Capital Region (NCR)	0.00	1,085,000.00	1,085,000.00	0.00	1,085,000.00	0.00	0.00	1,085,000.00	0.00	0.00	839,334.66	245,665.34	1,085,000.00
Central Office	0.00	1,085,000.00	1,085,000.00	0.00	1,085,000.00	0.00	0.00	1,085,000.00	0.00	0.00	839,334.66	245,665.34	1,085,000.00
PS	0.00	1,085,000.00	1,085,000.00	0.00	1,085,000.00	0.00	0.00	1,085,000.00	0.00	0.00	839,334.66	245,665.34	1,085,000.00
Preparation, administration and review of the budget of National Government Agencies, COCCs, SUCs, and LGUs; and policy formulation, standards-setting; and conduct of the results-based performance monitoring, evaluation and reporting	0.00	14,442,000.00	14,442,000.00	0.00	14,442,000.00	0.00	0.00	14,442,000.00	0.00	0.00	8,142,802.22	6,127,121.59	14,269,923.81
National Capital Region (NCR)	0.00	6,583,000.00	6,583,000.00	0.00	6,583,000.00	0.00	0.00	6,583,000.00	0.00	0.00	4,280,941.24	2,302,055.46	6,582,996.70
Central Office	0.00	6,085,000.00	6,085,000.00	0.00	6,085,000.00	0.00	0.00	6,085,000.00	0.00	0.00	3,906,146.06	2,178,851.46	6,084,997.52
PS	0.00	6,085,000.00	6,085,000.00	0.00	6,085,000.00	0.00	0.00	6,085,000.00	0.00	0.00	3,906,146.06	2,178,851.46	6,084,997.52

STATEMENT OF APPROPRIATIONS, ALLOTMENTS, OBLIGATIONS, DISBURSEMENTS AND BALANCES

As at the Quarter Ending December 31, 2024

Department : Department of Budget and Management (DBM)
 Agency/Entity : Office of the Secretary
 Region : ALL
 Division : ALL
 Operating Unit : ALL
 Fund Cluster : 01 - Regular Agency Fund

X	Current Year Appropriations
	Supplemental Appropriations
	Continuing Appropriations

(e.g. UACS Fund Cluster: 01-Regular Agency Fund, 02-Foreign Assisted Projects Fund, 03-Special Account-Locally Funded/Domestic Grants Fund, and 04-Special Account-Foreign Assisted/Foreign Grants Fund)

Particulars	Appropriations			Allotments					Current Year Obligations				
	Authorized Appropriations	Adjustments (Transfer To/From, Modifications/Augmentations)	Adjusted Appropriations	Allotments Received	Adjustments (Reductions, Modifications/Augmentations)	Transfer To	Transfer From	Adjusted Total Allotments	1st Quarter Ending March 31	2nd Quarter Ending June 30	3rd Quarter Ending September 30	4th Quarter Ending December 31	Total
1	3	4	5=(3+4)	6	7	8	9	10=[(6+(-)7)-8+9]	11	12	13	14	15=(11+12+13+14)
Regional Office - NCR	0.00	498,000.00	498,000.00	0.00	498,000.00	0.00	0.00	498,000.00	0.00	0.00	374,795.18	123,204.00	497,999.18
PS	0.00	498,000.00	498,000.00	0.00	498,000.00	0.00	0.00	498,000.00	0.00	0.00	374,795.18	123,204.00	497,999.18
Region I - Ilocos	0.00	435,000.00	435,000.00	0.00	435,000.00	0.00	0.00	435,000.00	0.00	0.00	0.00	435,000.00	435,000.00
Regional Office - I	0.00	435,000.00	435,000.00	0.00	435,000.00	0.00	0.00	435,000.00	0.00	0.00	0.00	435,000.00	435,000.00
PS	0.00	435,000.00	435,000.00	0.00	435,000.00	0.00	0.00	435,000.00	0.00	0.00	0.00	435,000.00	435,000.00
Cordillera Administrative Region (CAR)	0.00	627,000.00	627,000.00	0.00	627,000.00	0.00	0.00	627,000.00	0.00	0.00	431,053.64	192,378.54	623,432.18
Regional Office - CAR	0.00	627,000.00	627,000.00	0.00	627,000.00	0.00	0.00	627,000.00	0.00	0.00	431,053.64	192,378.54	623,432.18
PS	0.00	627,000.00	627,000.00	0.00	627,000.00	0.00	0.00	627,000.00	0.00	0.00	431,053.64	192,378.54	623,432.18
Region II - Cagayan Valley	0.00	571,000.00	571,000.00	0.00	571,000.00	0.00	0.00	571,000.00	0.00	0.00	390,092.47	118,746.03	508,838.50
Regional Office - II	0.00	571,000.00	571,000.00	0.00	571,000.00	0.00	0.00	571,000.00	0.00	0.00	390,092.47	118,746.03	508,838.50
PS	0.00	571,000.00	571,000.00	0.00	571,000.00	0.00	0.00	571,000.00	0.00	0.00	390,092.47	118,746.03	508,838.50
Region III - Central Luzon	0.00	705,000.00	705,000.00	0.00	705,000.00	0.00	0.00	705,000.00	0.00	0.00	0.00	705,000.00	705,000.00
Regional Office - III	0.00	705,000.00	705,000.00	0.00	705,000.00	0.00	0.00	705,000.00	0.00	0.00	0.00	705,000.00	705,000.00
PS	0.00	705,000.00	705,000.00	0.00	705,000.00	0.00	0.00	705,000.00	0.00	0.00	0.00	705,000.00	705,000.00
Region IVA - CALABARZON	0.00	370,000.00	370,000.00	0.00	370,000.00	0.00	0.00	370,000.00	0.00	0.00	269,536.00	22,182.74	291,718.74
Regional Office - IVA	0.00	370,000.00	370,000.00	0.00	370,000.00	0.00	0.00	370,000.00	0.00	0.00	269,536.00	22,182.74	291,718.74
PS	0.00	370,000.00	370,000.00	0.00	370,000.00	0.00	0.00	370,000.00	0.00	0.00	269,536.00	22,182.74	291,718.74
Region IVB - MIMAROPA	0.00	490,000.00	490,000.00	0.00	490,000.00	0.00	0.00	490,000.00	0.00	0.00	253,892.11	236,107.66	489,999.77
Regional Office - IVB	0.00	490,000.00	490,000.00	0.00	490,000.00	0.00	0.00	490,000.00	0.00	0.00	253,892.11	236,107.66	489,999.77
PS	0.00	490,000.00	490,000.00	0.00	490,000.00	0.00	0.00	490,000.00	0.00	0.00	253,892.11	236,107.66	489,999.77
Region V - Bicol	0.00	404,000.00	404,000.00	0.00	404,000.00	0.00	0.00	404,000.00	0.00	0.00	29,432.00	374,568.00	404,000.00
Regional Office V	0.00	404,000.00	404,000.00	0.00	404,000.00	0.00	0.00	404,000.00	0.00	0.00	29,432.00	374,568.00	404,000.00

STATEMENT OF APPROPRIATIONS, ALLOTMENTS, OBLIGATIONS, DISBURSEMENTS AND BALANCES

As at the Quarter Ending December 31, 2024

Department : Department of Budget and Management (DBM)
 Agency/Entity : Office of the Secretary
 Region : ALL
 Division : ALL
 Operating Unit : ALL
 Fund Cluster : 01 - Regular Agency Fund

X	Current Year Appropriations
	Supplemental Appropriations
	Continuing Appropriations

(e.g. UACS Fund Cluster: 01-Regular Agency Fund, 02-Foreign Assisted Projects Fund, 03-Special Account-Locally Funded/Domestic Grants Fund, and 04-Special Account-Foreign Assisted/Foreign Grants Fund)

Particulars	Appropriations			Allotments				Current Year Obligations					
	Authorized Appropriations	Adjustments (Transfer To/From, Modifications/ Augmentations)	Adjusted Appropriations	Allotments Received	Adjustments (Reductions, Modifications/ Augmentations)	Transfer To	Transfer From	Adjusted Total Allotments	1st Quarter Ending March 31	2nd Quarter Ending June 30	3rd Quarter Ending September 30	4th Quarter Ending December 31	Total
1	3	4	5=(3+4)	6	7	8	9	10=[(6+(-)7)-8+9]	11	12	13	14	15=(11+12+13+14)
PS	0.00	404,000.00	404,000.00	0.00	404,000.00	0.00	0.00	404,000.00	0.00	0.00	29,432.00	374,568.00	404,000.00
Region VI - Western Visayas	0.00	618,000.00	618,000.00	0.00	618,000.00	0.00	0.00	618,000.00	0.00	0.00	443,547.44	174,452.56	618,000.00
Regional Office VI	0.00	618,000.00	618,000.00	0.00	618,000.00	0.00	0.00	618,000.00	0.00	0.00	443,547.44	174,452.56	618,000.00
PS	0.00	618,000.00	618,000.00	0.00	618,000.00	0.00	0.00	618,000.00	0.00	0.00	443,547.44	174,452.56	618,000.00
Region VII - Central Visayas	0.00	422,000.00	422,000.00	0.00	422,000.00	0.00	0.00	422,000.00	0.00	0.00	310,040.90	111,958.00	421,998.90
Regional Office VII	0.00	422,000.00	422,000.00	0.00	422,000.00	0.00	0.00	422,000.00	0.00	0.00	310,040.90	111,958.00	421,998.90
PS	0.00	422,000.00	422,000.00	0.00	422,000.00	0.00	0.00	422,000.00	0.00	0.00	310,040.90	111,958.00	421,998.90
Region VIII - Eastern Visayas	0.00	604,000.00	604,000.00	0.00	604,000.00	0.00	0.00	604,000.00	0.00	0.00	406,812.08	197,187.92	604,000.00
Regional Office VIII	0.00	604,000.00	604,000.00	0.00	604,000.00	0.00	0.00	604,000.00	0.00	0.00	406,812.08	197,187.92	604,000.00
PS	0.00	604,000.00	604,000.00	0.00	604,000.00	0.00	0.00	604,000.00	0.00	0.00	406,812.08	197,187.92	604,000.00
Region IX - Zamboanga Peninsula	0.00	414,000.00	414,000.00	0.00	414,000.00	0.00	0.00	414,000.00	0.00	0.00	186,424.42	227,224.00	413,648.42
Regional Office IX	0.00	414,000.00	414,000.00	0.00	414,000.00	0.00	0.00	414,000.00	0.00	0.00	186,424.42	227,224.00	413,648.42
PS	0.00	414,000.00	414,000.00	0.00	414,000.00	0.00	0.00	414,000.00	0.00	0.00	186,424.42	227,224.00	413,648.42
Region X - Northern Mindanao	0.00	512,000.00	512,000.00	0.00	512,000.00	0.00	0.00	512,000.00	0.00	0.00	371,427.42	112,864.49	484,291.91
Regional Office X	0.00	512,000.00	512,000.00	0.00	512,000.00	0.00	0.00	512,000.00	0.00	0.00	371,427.42	112,864.49	484,291.91
PS	0.00	512,000.00	512,000.00	0.00	512,000.00	0.00	0.00	512,000.00	0.00	0.00	371,427.42	112,864.49	484,291.91
Region XI - Davao	0.00	545,000.00	545,000.00	0.00	545,000.00	0.00	0.00	545,000.00	0.00	0.00	373,479.62	171,519.08	544,998.70
Regional Office XI	0.00	545,000.00	545,000.00	0.00	545,000.00	0.00	0.00	545,000.00	0.00	0.00	373,479.62	171,519.08	544,998.70
PS	0.00	545,000.00	545,000.00	0.00	545,000.00	0.00	0.00	545,000.00	0.00	0.00	373,479.62	171,519.08	544,998.70
Region XII - SOCCSKSARGEN	0.00	544,000.00	544,000.00	0.00	544,000.00	0.00	0.00	544,000.00	0.00	0.00	396,122.88	147,877.11	543,999.99
Regional Office - XII	0.00	544,000.00	544,000.00	0.00	544,000.00	0.00	0.00	544,000.00	0.00	0.00	396,122.88	147,877.11	543,999.99
PS	0.00	544,000.00	544,000.00	0.00	544,000.00	0.00	0.00	544,000.00	0.00	0.00	396,122.88	147,877.11	543,999.99

STATEMENT OF APPROPRIATIONS, ALLOTMENTS, OBLIGATIONS, DISBURSEMENTS AND BALANCES
As at the Quarter Ending December 31, 2024

Department : Department of Budget and Management (DBM)
 Agency/Entity : Office of the Secretary
 Region : ALL
 Division : ALL
 Operating Unit : ALL
 Fund Cluster : 01 - Regular Agency Fund

X	Current Year Appropriations
	Supplemental Appropriations
	Continuing Appropriations

(e.g. UACS Fund Cluster: 01-Regular Agency Fund, 02-Foreign Assisted Projects Fund, 03-Special Account-Locally Funded/Domestic Grants Fund, and 04-Special Account-Foreign Assisted/Foreign Grants Fund)

Particulars	Appropriations			Allotments					Current Year Obligations				Total
	Authorized Appropriations	Adjustments (Transfer To/From, Modifications/ Augmentations)	Adjusted Appropriations	Allotments Received	Adjustments (Reductions, Modifications/ Augmentations)	Transfer To	Transfer From	Adjusted Total Allotments	1st Quarter Ending March 31	2nd Quarter Ending June 30	3rd Quarter Ending September 30	4th Quarter Ending December 31	
1	3	4	5=(3+4)	6	7	8	9	10=[(6+(-)7)-8+9]	11	12	13	14	15=(11+12+13+14)
Region XIII - CARAGA	0.00	598,000.00	598,000.00	0.00	598,000.00	0.00	0.00	598,000.00	0.00	0.00	0.00	598,000.00	598,000.00
Regional Office - XIII	0.00	598,000.00	598,000.00	0.00	598,000.00	0.00	0.00	598,000.00	0.00	0.00	0.00	598,000.00	598,000.00
PS	0.00	598,000.00	598,000.00	0.00	598,000.00	0.00	0.00	598,000.00	0.00	0.00	0.00	598,000.00	598,000.00
LOCAL EXPENDITURE MANAGEMENT POLICY DEVELOPMENT PROGRAM	0.00	959,000.00	959,000.00	0.00	959,000.00	0.00	0.00	959,000.00	0.00	0.00	671,023.29	287,976.71	959,000.00
Promulgate Public Expenditure Management (PEM) policies and practices in LGUs	0.00	959,000.00	959,000.00	0.00	959,000.00	0.00	0.00	959,000.00	0.00	0.00	671,023.29	287,976.71	959,000.00
National Capital Region (NCR)	0.00	959,000.00	959,000.00	0.00	959,000.00	0.00	0.00	959,000.00	0.00	0.00	671,023.29	287,976.71	959,000.00
Central Office	0.00	959,000.00	959,000.00	0.00	959,000.00	0.00	0.00	959,000.00	0.00	0.00	671,023.29	287,976.71	959,000.00
PS	0.00	959,000.00	959,000.00	0.00	959,000.00	0.00	0.00	959,000.00	0.00	0.00	671,023.29	287,976.71	959,000.00
OO : Budget Improved through sustainable fiscal discipline and fiscal openness	0.00	1,148,000.00	1,148,000.00	0.00	1,148,000.00	0.00	0.00	1,148,000.00	0.00	0.00	733,982.26	414,017.74	1,148,000.00
FISCAL DISCIPLINE AND OPENNESS PROGRAM	0.00	1,148,000.00	1,148,000.00	0.00	1,148,000.00	0.00	0.00	1,148,000.00	0.00	0.00	733,982.26	414,017.74	1,148,000.00
Formulation and preparation of fiscal, expenditure, and reform frameworks to link the budget with the national development goals, and development and promotion of fiscal transparency and participation standards and strategies	0.00	1,148,000.00	1,148,000.00	0.00	1,148,000.00	0.00	0.00	1,148,000.00	0.00	0.00	733,982.26	414,017.74	1,148,000.00
National Capital Region (NCR)	0.00	1,148,000.00	1,148,000.00	0.00	1,148,000.00	0.00	0.00	1,148,000.00	0.00	0.00	733,982.26	414,017.74	1,148,000.00
Central Office	0.00	1,148,000.00	1,148,000.00	0.00	1,148,000.00	0.00	0.00	1,148,000.00	0.00	0.00	733,982.26	414,017.74	1,148,000.00
PS	0.00	1,148,000.00	1,148,000.00	0.00	1,148,000.00	0.00	0.00	1,148,000.00	0.00	0.00	733,982.26	414,017.74	1,148,000.00
Sub-total, Operations	0.00	19,935,000.00	19,935,000.00	0.00	19,935,000.00	0.00	0.00	19,935,000.00	0.00	0.00	11,916,115.66	7,846,808.15	19,762,923.81

STATEMENT OF APPROPRIATIONS, ALLOTMENTS, OBLIGATIONS, DISBURSEMENTS AND BALANCES
As at the Quarter Ending December 31, 2024

Department : Department of Budget and Management (DBM)
 Agency/Entity : Office of the Secretary
 Region : ALL
 Division : ALL
 Operating Unit : ALL
 Fund Cluster : 01 - Regular Agency Fund

X	Current Year Appropriations
	Supplemental Appropriations
	Continuing Appropriations

(e.g. UACS Fund Cluster: 01-Regular Agency Fund, 02-Foreign Assisted Projects Fund, 03-Special Account-Locally Funded/Domestic Grants Fund, and 04-Special Account-Foreign Assisted/Foreign Grants Fund)

Particulars	Appropriations			Allotments					Current Year Obligations				
	Authorized Appropriations	Adjustments (Transfer To/From, Modifications/ Augmentations)	Adjusted Appropriations	Allotments Received	Adjustments (Reductions, Modifications/ Augmentations)	Transfer To	Transfer From	Adjusted Total Allotments	1st Quarter Ending March 31	2nd Quarter Ending June 30	3rd Quarter Ending September 30	4th Quarter Ending December 31	Total
1	3	4	5=(3+4)	6	7	8	9	10=[(6+(-)7)-8+9]	11	12	13	14	15=(11+12+13+14)
PS	0.00	19,935,000.00	19,935,000.00	0.00	19,935,000.00	0.00	0.00	19,935,000.00	0.00	0.00	11,916,115.66	7,846,808.15	19,762,923.81
Sub-total, III. Special Purpose Fund	0.00	136,706,735.00	136,706,735.00	0.00	136,706,735.00	0.00	0.00	136,706,735.00	35,746,280.04	10,270,587.98	26,931,263.42	62,266,056.78	135,214,188.22
PS	0.00	136,706,735.00	136,706,735.00	0.00	136,706,735.00	0.00	0.00	136,706,735.00	35,746,280.04	10,270,587.98	26,931,263.42	62,266,056.78	135,214,188.22
GRAND TOTAL	2,462,532,000.00	149,746,269.00	2,612,278,269.00	2,475,571,534.00	136,706,735.00	0.00	0.00	2,612,278,269.00	565,574,395.25	568,976,349.55	485,011,240.69	754,767,020.01	2,374,329,005.50
PS	1,067,159,000.00	208,085,269.00	1,275,244,269.00	1,080,198,534.00	195,045,735.00	0.00	0.00	1,275,244,269.00	264,157,994.97	313,239,506.08	271,723,204.20	421,546,178.04	1,270,666,883.29
MOOE	1,211,893,000.00	(76,969,779.00)	1,134,923,221.00	1,211,893,000.00	(76,969,779.00)	0.00	0.00	1,134,923,221.00	185,217,097.39	223,690,689.27	210,732,146.06	310,572,954.97	930,212,887.69
CO	183,480,000.00	18,630,779.00	202,110,779.00	183,480,000.00	18,630,779.00	0.00	0.00	202,110,779.00	116,199,302.89	32,046,154.20	2,555,890.43	22,647,887.00	173,449,234.52
BUDGET OPERATIONS AND PERFORMANCE MANAGEMENT PROGRAM	383,931,000.00	18,208,113.00	402,139,113.00	383,931,000.00	18,208,113.00	0.00	0.00	402,139,113.00	86,424,836.00	109,174,396.96	108,189,450.19	94,717,951.08	398,506,634.23
FISCAL DISCIPLINE AND OPENNESS PROGRAM	119,628,000.00	(7,523,135.00)	112,104,865.00	119,628,000.00	(7,523,135.00)	0.00	0.00	112,104,865.00	6,794,434.81	12,745,253.71	10,488,276.91	54,058,609.61	84,086,575.04
LOCAL EXPENDITURE MANAGEMENT POLICY DEVELOPMENT PROGRAM	21,938,000.00	4,960,811.00	26,898,811.00	21,938,000.00	4,960,811.00	0.00	0.00	26,898,811.00	5,096,878.97	7,891,463.11	5,102,253.09	8,096,158.22	26,186,753.39
ORGANIZATIONAL AND PRODUCTIVITY ENHANCEMENT PROGRAM	51,247,000.00	2,621,083.00	53,868,083.00	51,247,000.00	2,621,083.00	0.00	0.00	53,868,083.00	10,961,454.00	14,816,985.33	11,353,705.38	16,373,904.90	53,506,049.61

This report was generated using the Unified Reporting System (URS) on January 28, 2025 5:31 PM

STATEMENT OF APPROPRIATIONS, ALLOTMENTS, OBLIGATIONS, DISBURSEMENTS AND BALANCES
As at the Quarter Ending December 31, 2024

Department : Department of Budget and Management (DBM)
 Agency/Entity : Office of the Secretary
 Region : ALL
 Division : ALL
 Operating Unit : ALL
 Fund Cluster : 01 - Regular Agency Fund

X	Current Year Appropriations
	Supplemental Appropriations
	Continuing Appropriations

(e.g. UACS Fund Cluster: 01-Regular Agency Fund, 02-Foreign Assisted Projects Fund, 03-Special Account-Locally Funded/Domestic Grants Fund, and 04-Special Account-Foreign)

Particulars	Current Year Disbursements					Balances			
	1st Quarter Ending March 31	2nd Quarter Ending June 30	3rd Quarter Ending September 30	4th Quarter Ending December 31	Total	Unreleased Appropriations	Unobligated Allotments	Unpaid Obligations (15-20)=(23+24)	
	16	17	18	19	20=(16+17+18+19)			21=(5-10)	22=(10-15)
I. Agency Specific Budget	292,451,369.70	460,458,794.13	393,828,612.78	621,128,256.84	1,767,867,033.45	0.00	235,951,654.97	153,786,877.02	224,753,434.56
General Administration and Support	163,363,650.28	249,641,911.54	186,251,464.25	276,649,625.54	875,906,651.61	0.00	69,627,850.84	40,287,014.20	15,116,630.35
General Management and Supervision	162,492,203.85	249,542,744.03	186,009,331.82	276,521,157.42	874,565,437.12	0.00	69,627,848.41	40,101,218.12	15,116,630.35
National Capital Region (NCR)	100,694,284.35	130,938,790.32	116,824,967.94	168,298,071.92	516,756,114.53	0.00	47,817,493.97	27,894,911.23	11,216,430.27
Central Office	98,089,260.17	125,343,210.28	113,444,680.31	162,891,260.45	499,768,411.21	0.00	47,648,719.46	27,893,920.84	11,150,165.49
PS	56,110,631.39	77,489,739.54	62,229,110.96	107,609,445.73	303,438,927.62	0.00	45,522.23	4,215,049.15	0.00
MOOE	41,978,628.78	47,585,470.74	51,215,569.35	54,251,814.72	195,031,483.59	0.00	46,247,197.23	23,678,871.69	9,760,540.49
CO	0.00	268,000.00	0.00	1,030,000.00	1,298,000.00	0.00	1,356,000.00	0.00	1,389,625.00
Regional Office - NCR	2,605,024.18	5,595,580.04	3,380,287.63	5,406,811.47	16,987,703.32	0.00	168,774.51	990.39	66,264.78
PS	2,015,749.94	2,869,155.24	2,255,994.15	4,885,038.61	12,025,937.94	0.00	26,804.67	990.39	0.00
MOOE	589,274.24	1,080,332.00	1,124,293.48	521,772.86	3,315,672.58	0.00	4,689.84	0.00	49,637.58
CO	0.00	1,646,092.80	0.00	0.00	1,646,092.80	0.00	137,280.00	0.00	16,627.20
Region I - Ilocos	3,734,489.60	6,686,462.35	3,632,210.47	8,538,667.58	22,591,830.00	0.00	586,176.27	310,666.73	54,840.00
Regional Office - I	3,734,489.60	6,686,462.35	3,632,210.47	8,538,667.58	22,591,830.00	0.00	586,176.27	310,666.73	54,840.00
PS	2,442,138.91	3,019,926.62	2,694,256.31	5,144,344.20	13,300,666.04	0.00	145,810.45	18,036.51	0.00
MOOE	1,292,350.69	1,867,535.73	937,954.16	1,044,823.38	5,142,663.96	0.00	438,865.82	292,630.22	54,840.00
CO	0.00	1,799,000.00	0.00	2,349,500.00	4,148,500.00	0.00	1,500.00	0.00	0.00

STATEMENT OF APPROPRIATIONS, ALLOTMENTS, OBLIGATIONS, DISBURSEMENTS AND BALANCES
As at the Quarter Ending December 31, 2024

Department : Department of Budget and Management (DBM)
 Agency/Entity : Office of the Secretary
 Region : ALL
 Division : ALL
 Operating Unit : ALL
 Fund Cluster : 01 - Regular Agency Fund

X	Current Year Appropriations
	Supplemental Appropriations
	Continuing Appropriations

(e.g. UACS Fund Cluster: 01-Regular Agency Fund, 02-Foreign Assisted Projects Fund, 03-Special Account-Locally Funded/Domestic Grants Fund, and 04-Special Account-Foreign)

Particulars	Current Year Disbursements					Balances			
	1st Quarter Ending March 31	2nd Quarter Ending June 30	3rd Quarter Ending September 30	4th Quarter Ending December 31	Total	Unreleased Appropriations	Unobligated Allotments	Unpaid Obligations (15-20)=(23+24)	
	16	17	18	19	20=(16+17+18+19)			21=(5-10)	22=(10-15)
Cordillera Administrative Region (CAR)	3,398,016.57	4,515,527.54	3,477,212.38	5,838,593.44	17,229,349.93	0.00	3,124,189.11	12.96	0.00
Regional Office - CAR	3,398,016.57	4,515,527.54	3,477,212.38	5,838,593.44	17,229,349.93	0.00	3,124,189.11	12.96	0.00
PS	2,499,875.62	3,372,899.29	2,453,408.56	5,044,570.22	13,370,753.69	0.00	135,785.35	12.96	0.00
MOOE	898,140.95	1,142,628.25	1,023,803.82	794,023.22	3,858,596.24	0.00	2,988,403.76	0.00	0.00
Region II - Cagayan Valley	3,807,670.92	14,006,755.01	2,809,039.67	7,448,463.38	28,071,928.98	0.00	3,329,311.51	758,905.68	2,103,853.83
Regional Office - II	3,807,670.92	14,006,755.01	2,809,039.67	7,448,463.38	28,071,928.98	0.00	3,329,311.51	758,905.68	2,103,853.83
PS	1,438,708.72	1,533,654.67	1,283,518.83	5,050,893.51	9,306,775.73	0.00	274,253.47	28,970.80	0.00
MOOE	1,049,908.49	1,467,301.35	1,525,520.84	1,525,569.87	5,568,300.55	0.00	1,011,699.45	62,495.00	196,455.00
CO	1,319,053.71	11,005,798.99	0.00	872,000.00	13,196,852.70	0.00	2,043,358.59	667,439.88	1,907,398.83
Region III - Central Luzon	4,474,393.58	4,775,295.27	4,526,197.21	9,128,031.75	22,903,917.81	0.00	1,328,527.19	0.00	143,555.00
Regional Office - III	4,474,393.58	4,775,295.27	4,526,197.21	9,128,031.75	22,903,917.81	0.00	1,328,527.19	0.00	143,555.00
PS	2,481,166.55	3,076,397.42	2,814,414.37	7,257,393.42	15,629,371.76	0.00	244,628.24	0.00	0.00
MOOE	1,993,227.03	1,698,897.85	1,711,782.84	1,748,998.33	7,152,906.05	0.00	1,083,538.95	0.00	143,555.00
CO	0.00	0.00	0.00	121,640.00	121,640.00	0.00	360.00	0.00	0.00
Region IVA - CALABARZON	2,258,612.05	2,802,055.62	2,779,592.10	3,859,488.91	11,699,748.68	0.00	974,815.32	0.00	0.00
Regional Office - IVA	2,258,612.05	2,802,055.62	2,779,592.10	3,859,488.91	11,699,748.68	0.00	974,815.32	0.00	0.00
PS	1,622,987.24	2,431,638.94	1,695,547.64	2,956,391.27	8,706,565.09	0.00	4,998.91	0.00	0.00
MOOE	635,624.81	370,416.68	1,084,044.46	903,097.64	2,993,183.59	0.00	969,816.41	0.00	0.00

STATEMENT OF APPROPRIATIONS, ALLOTMENTS, OBLIGATIONS, DISBURSEMENTS AND BALANCES
As at the Quarter Ending December 31, 2024

Department : Department of Budget and Management (DBM)
 Agency/Entity : Office of the Secretary
 Region : ALL
 Division : ALL
 Operating Unit : ALL
 Fund Cluster : 01 - Regular Agency Fund

X	Current Year Appropriations
	Supplemental Appropriations
	Continuing Appropriations

(e.g. UACS Fund Cluster: 01-Regular Agency Fund, 02-Foreign Assisted Projects Fund, 03-Special Account-Locally Funded/Domestic Grants Fund, and 04-Special Account-Forei

Particulars	Current Year Disbursements					Balances			
	1st Quarter Ending March 31	2nd Quarter Ending June 30	3rd Quarter Ending September 30	4th Quarter Ending December 31	Total	Unreleased Appropriations	Unobligated Allotments	Unpaid Obligations (15-20)=(23+24)	
	16	17	18	19	20=(16+17+18+19)			21=(5-10)	22=(10-15)
Region IVB - MIMAROPA	5,556,466.26	5,254,448.51	5,265,236.11	7,949,015.04	24,025,165.92	0.00	300,865.08	0.00	22,969.00
Regional Office - IVB	5,556,466.26	5,254,448.51	5,265,236.11	7,949,015.04	24,025,165.92	0.00	300,865.08	0.00	22,969.00
PS	1,805,978.76	2,728,817.12	2,698,190.89	5,322,592.19	12,555,578.96	0.00	5,421.04	0.00	0.00
MOOE	1,972,707.50	2,525,631.39	2,567,045.22	2,406,422.85	9,471,806.96	0.00	293,224.04	0.00	22,969.00
CO	1,777,780.00	0.00	0.00	220,000.00	1,997,780.00	0.00	2,220.00	0.00	0.00
Region V - Bicol	6,573,299.85	10,720,697.72	4,873,965.75	4,787,254.97	26,955,218.29	0.00	12,071.13	229,240.58	0.00
Regional Office V	6,573,299.85	10,720,697.72	4,873,965.75	4,787,254.97	26,955,218.29	0.00	12,071.13	229,240.58	0.00
PS	4,575,071.29	2,292,893.76	2,842,940.53	2,733,356.68	12,444,262.26	0.00	3.46	73,965.28	0.00
MOOE	1,998,228.56	3,476,505.81	2,031,025.22	1,558,898.29	9,064,657.88	0.00	7,066.82	155,275.30	0.00
CO	0.00	4,951,298.15	0.00	495,000.00	5,446,298.15	0.00	5,000.85	0.00	0.00
Region VI - Western Visayas	2,195,022.73	3,696,265.39	3,309,113.73	7,348,001.14	16,548,402.99	0.00	1,932,455.34	68,141.67	0.00
Regional Office VI	2,195,022.73	3,696,265.39	3,309,113.73	7,348,001.14	16,548,402.99	0.00	1,932,455.34	68,141.67	0.00
PS	1,883,082.30	2,337,166.98	1,945,400.14	4,927,756.01	11,093,405.43	0.00	78,594.57	0.00	0.00
MOOE	311,940.43	1,359,098.41	1,363,713.59	2,420,245.13	5,454,997.56	0.00	1,853,860.77	68,141.67	0.00
Region VII - Central Visayas	5,460,309.26	12,103,029.84	3,901,031.77	6,762,807.05	28,227,177.92	0.00	1,151,113.08	709.00	0.00
Regional Office VII	5,460,309.26	12,103,029.84	3,901,031.77	6,762,807.05	28,227,177.92	0.00	1,151,113.08	709.00	0.00
PS	2,236,459.03	2,806,609.97	2,294,589.41	4,411,705.89	11,749,364.30	0.00	(6,364.30)	0.00	0.00
MOOE	1,880,850.23	1,439,419.87	1,382,941.93	2,351,101.16	7,054,313.19	0.00	1,155,977.81	709.00	0.00
CO	1,343,000.00	7,857,000.00	223,500.43	0.00	9,423,500.43	0.00	1,499.57	0.00	0.00

STATEMENT OF APPROPRIATIONS, ALLOTMENTS, OBLIGATIONS, DISBURSEMENTS AND BALANCES

As at the Quarter Ending December 31, 2024

Department : Department of Budget and Management (DBM)
 Agency/Entity : Office of the Secretary
 Region : ALL
 Division : ALL
 Operating Unit : ALL
 Fund Cluster : 01 - Regular Agency Fund

X	Current Year Appropriations
	Supplemental Appropriations
	Continuing Appropriations

(e.g. UACS Fund Cluster: 01-Regular Agency Fund, 02-Foreign Assisted Projects Fund, 03-Special Account-Locally Funded/Domestic Grants Fund, and 04-Special Account-Forei

Particulars	Current Year Disbursements					Balances			
	1st Quarter Ending March 31	2nd Quarter Ending June 30	3rd Quarter Ending September 30	4th Quarter Ending December 31	Total	Unreleased Appropriations	Unobligated Allotments	Unpaid Obligations (15-20)=(23+24)	
	16	17	18	19	20=(16+17+18+19)	21=(5-10)	22=(10-15)	Due and Demandable 23	Not Yet Due and Demandable 24
Region VIII - Eastern Visayas	3,689,482.98	7,843,351.27	4,816,367.87	6,185,134.99	22,534,337.11	0.00	279,915.64	0.00	1,473,012.25
Regional Office VIII	3,689,482.98	7,843,351.27	4,816,367.87	6,185,134.99	22,534,337.11	0.00	279,915.64	0.00	1,473,012.25
PS	2,482,325.06	3,400,764.61	2,480,517.78	3,157,391.40	11,520,998.85	0.00	1.15	0.00	0.00
MOOE	1,207,157.92	2,054,681.66	2,164,450.09	2,598,493.59	8,024,783.26	0.00	204,869.49	0.00	1,377,612.25
CO	0.00	2,387,905.00	171,400.00	429,250.00	2,988,555.00	0.00	75,045.00	0.00	95,400.00
Region IX - Zamboanga Peninsula	3,273,505.03	4,726,823.67	4,578,996.40	7,530,853.90	20,110,179.00	0.00	1,491,750.27	325,070.73	0.00
Regional Office IX	3,273,505.03	4,726,823.67	4,578,996.40	7,530,853.90	20,110,179.00	0.00	1,491,750.27	325,070.73	0.00
PS	2,302,202.68	2,875,010.95	2,360,217.98	5,104,659.41	12,642,091.02	0.00	306,480.55	6,428.43	0.00
MOOE	971,302.35	1,851,812.72	2,218,778.42	2,426,194.49	7,468,087.98	0.00	197,269.72	318,642.30	0.00
CO	0.00	0.00	0.00	0.00	0.00	0.00	988,000.00	0.00	0.00
Region X - Northern Mindanao	4,020,647.68	4,841,648.28	3,627,191.47	6,723,760.08	19,213,247.51	0.00	621,195.01	7,040,557.48	0.00
Regional Office X	4,020,647.68	4,841,648.28	3,627,191.47	6,723,760.08	19,213,247.51	0.00	621,195.01	7,040,557.48	0.00
PS	2,433,402.68	3,056,804.13	2,414,594.40	4,658,231.16	12,563,032.37	0.00	115,464.88	160,502.75	0.00
MOOE	1,587,245.00	1,784,844.15	1,212,597.07	2,065,528.92	6,650,215.14	0.00	505,730.13	380,054.73	0.00
CO	0.00	0.00	0.00	0.00	0.00	0.00	0.00	6,500,000.00	0.00
Region XI - Davao	3,798,719.50	21,415,419.57	11,005,668.96	8,049,464.96	44,269,272.99	0.00	6,453,095.01	234,504.00	83,990.00
Regional Office XI	3,798,719.50	21,415,419.57	11,005,668.96	8,049,464.96	44,269,272.99	0.00	6,453,095.01	234,504.00	83,990.00
PS	2,035,969.59	2,966,007.45	2,262,424.52	3,930,946.73	11,195,348.29	0.00	776,273.71	0.00	0.00

STATEMENT OF APPROPRIATIONS, ALLOTMENTS, OBLIGATIONS, DISBURSEMENTS AND BALANCES

As at the Quarter Ending December 31, 2024

Department : Department of Budget and Management (DBM)
 Agency/Entity : Office of the Secretary
 Region : ALL
 Division : ALL
 Operating Unit : ALL
 Fund Cluster : 01 - Regular Agency Fund

X	Current Year Appropriations
	Supplemental Appropriations
	Continuing Appropriations

(e.g. UACS Fund Cluster: 01-Regular Agency Fund, 02-Foreign Assisted Projects Fund, 03-Special Account-Locally Funded/Domestic Grants Fund, and 04-Special Account-Forei

Particulars	Current Year Disbursements					Balances			
	1st Quarter Ending March 31	2nd Quarter Ending June 30	3rd Quarter Ending September 30	4th Quarter Ending December 31	Total	Unreleased Appropriations	Unobligated Allotments	Unpaid Obligations (15-20)=(23+24)	
	16	17	18	19	20=(16+17+18+19)			21=(5-10)	22=(10-15)
MOOE	1,762,749.91	6,650,700.62	7,363,354.44	3,603,523.23	19,380,328.20	0.00	4,861,417.80	234,504.00	83,990.00
CO	0.00	11,798,711.50	1,379,890.00	514,995.00	13,693,596.50	0.00	815,403.50	0.00	0.00
Region XII - SOCCSKSARGEN	5,121,274.29	8,181,259.03	4,605,639.54	9,821,583.31	27,729,756.17	0.00	1.93	3,150,139.90	0.00
Regional Office - XII	5,121,274.29	8,181,259.03	4,605,639.54	9,821,583.31	27,729,756.17	0.00	1.93	3,150,139.90	0.00
PS	2,439,767.84	3,449,839.10	2,616,960.70	6,887,851.93	15,394,419.57	0.00	0.43	0.00	0.00
MOOE	1,901,656.45	1,338,554.93	1,271,731.64	1,973,393.57	6,485,336.59	0.00	0.50	21,662.91	0.00
CO	779,850.00	3,392,865.00	716,947.20	960,337.81	5,850,000.01	0.00	1.00	3,128,476.99	0.00
Region XIII - CARAGA	4,436,009.20	7,034,914.64	5,976,900.45	8,251,965.00	25,699,789.29	0.00	224,872.55	88,358.16	17,980.00
Regional Office - XIII	4,436,009.20	7,034,914.64	5,976,900.45	8,251,965.00	25,699,789.29	0.00	224,872.55	88,358.16	17,980.00
PS	2,494,018.03	3,413,500.40	3,264,642.67	5,757,316.86	14,929,477.96	0.00	62,266.20	4,255.84	0.00
MOOE	1,941,991.17	1,841,394.24	2,712,257.78	2,494,648.14	8,990,291.33	0.00	160,606.35	84,102.32	0.00
CO	0.00	1,780,020.00	0.00	0.00	1,780,020.00	0.00	2,000.00	0.00	17,980.00
Administration of Personnel Benefits	871,446.43	99,167.51	242,132.43	128,468.12	1,341,214.49	0.00	2.43	185,796.08	0.00
National Capital Region (NCR)	0.00	0.00	0.00	0.00	0.00	0.00	0.92	185,796.08	0.00
Central Office	0.00	0.00	0.00	0.00	0.00	0.00	0.92	185,796.08	0.00
PS	0.00	0.00	0.00	0.00	0.00	0.00	0.92	185,796.08	0.00
Region I - Ilocos	871,446.43	0.00	0.00	0.00	871,446.43	0.00	0.57	0.00	0.00
Regional Office - I	871,446.43	0.00	0.00	0.00	871,446.43	0.00	0.57	0.00	0.00

STATEMENT OF APPROPRIATIONS, ALLOTMENTS, OBLIGATIONS, DISBURSEMENTS AND BALANCES
As at the Quarter Ending December 31, 2024

Department : Department of Budget and Management (DBM)
 Agency/Entity : Office of the Secretary
 Region : ALL
 Division : ALL
 Operating Unit : ALL
 Fund Cluster : 01 - Regular Agency Fund

X	Current Year Appropriations
	Supplemental Appropriations
	Continuing Appropriations

(e.g. UACS Fund Cluster: 01-Regular Agency Fund, 02-Foreign Assisted Projects Fund, 03-Special Account-Locally Funded/Domestic Grants Fund, and 04-Special Account-Forei

Particulars	Current Year Disbursements					Balances			
	1st Quarter Ending March 31	2nd Quarter Ending June 30	3rd Quarter Ending September 30	4th Quarter Ending December 31	Total	Unreleased Appropriations	Unobligated Allotments	Unpaid Obligations (15-20)=(23+24)	
	16	17	18	19	20=(16+17+18+19)			21=(5-10)	22=(10-15)
PS	871,446.43	0.00	0.00	0.00	871,446.43	0.00	0.57	0.00	0.00
Region V - Bicol	0.00	99,167.51	242,132.43	128,468.12	469,768.06	0.00	0.94	0.00	0.00
Regional Office V	0.00	99,167.51	242,132.43	128,468.12	469,768.06	0.00	0.94	0.00	0.00
PS	0.00	99,167.51	242,132.43	128,468.12	469,768.06	0.00	0.94	0.00	0.00
Sub-total, General Administration and Support	163,363,650.28	249,641,911.54	186,251,464.25	276,649,625.54	875,906,651.61	0.00	69,627,850.84	40,287,014.20	15,116,630.35
PS	94,170,982.06	123,219,993.70	100,848,862.27	184,968,353.34	503,208,191.37	0.00	2,215,947.44	4,694,008.19	0.00
MOOE	63,972,984.51	79,535,226.40	82,910,864.35	84,688,549.39	311,107,624.65	0.00	61,984,234.89	25,297,089.14	11,689,599.32
CO	5,219,683.71	46,886,691.44	2,491,737.63	6,992,722.81	61,590,835.59	0.00	5,427,668.51	10,295,916.87	3,427,031.03
Support to Operations	21,070,463.55	66,053,877.15	98,614,895.55	204,610,721.84	390,349,958.09	0.00	133,598,944.40	108,922,246.30	153,538,832.21
Legal services	5,642,364.89	7,686,441.35	6,023,599.50	6,557,178.86	25,909,584.60	0.00	400,715.56	657,923.84	0.00
National Capital Region (NCR)	5,642,364.89	7,686,441.35	6,023,599.50	6,557,178.86	25,909,584.60	0.00	400,715.56	657,923.84	0.00
Central Office	5,642,364.89	7,686,441.35	6,023,599.50	6,557,178.86	25,909,584.60	0.00	400,715.56	657,923.84	0.00
PS	5,384,530.89	7,644,625.35	5,901,199.50	6,378,978.86	25,309,334.60	0.00	2.31	610,887.09	0.00
MOOE	257,834.00	41,816.00	122,400.00	178,200.00	600,250.00	0.00	400,713.25	47,036.75	0.00
Information and communications technology systems services	9,602,526.55	49,440,334.00	82,961,155.20	117,033,987.66	259,038,003.41	0.00	22,783,958.69	62,303,075.24	4,734,366.66
National Capital Region (NCR)	9,602,526.55	49,440,334.00	82,961,155.20	117,033,987.66	259,038,003.41	0.00	22,783,958.69	62,303,075.24	4,734,366.66
Central Office	9,602,526.55	49,440,334.00	82,961,155.20	117,033,987.66	259,038,003.41	0.00	22,783,958.69	62,303,075.24	4,734,366.66
PS	5,168,849.09	8,111,666.06	6,691,114.87	11,284,959.63	31,256,589.65	0.00	692.19	762,122.16	0.00
MOOE	4,433,677.46	41,328,667.94	76,270,040.33	8,101,077.00	130,133,462.73	0.00	4,049,390.53	61,540,953.08	4,246,866.66
CO	0.00	0.00	0.00	97,647,951.03	97,647,951.03	0.00	18,733,875.97	0.00	487,500.00

STATEMENT OF APPROPRIATIONS, ALLOTMENTS, OBLIGATIONS, DISBURSEMENTS AND BALANCES
As at the Quarter Ending December 31, 2024

Department : Department of Budget and Management (DBM)
 Agency/Entity : Office of the Secretary
 Region : ALL
 Division : ALL
 Operating Unit : ALL
 Fund Cluster : 01 - Regular Agency Fund

X	Current Year Appropriations
	Supplemental Appropriations
	Continuing Appropriations

(e.g. UACS Fund Cluster: 01-Regular Agency Fund, 02-Foreign Assisted Projects Fund, 03-Special Account-Locally Funded/Domestic Grants Fund, and 04-Special Account-Foreign)

Particulars	Current Year Disbursements					Balances			
	1st Quarter Ending March 31	2nd Quarter Ending June 30	3rd Quarter Ending September 30	4th Quarter Ending December 31	Total	Unreleased Appropriations	Unobligated Allotments	Unpaid Obligations (15-20)=(23+24)	
	Due and Demandable	Not Yet Due and Demandable							
1	16	17	18	19	20=(16+17+18+19)	21=(5-10)	22=(10-15)	23	24
Budget Information and Training Services	5,511,687.54	7,588,124.41	7,549,309.97	6,418,517.22	27,067,639.14	0.00	3,397,077.37	1,203,040.49	1,187,596.00
National Capital Region (NCR)	5,511,687.54	7,588,124.41	7,549,309.97	6,418,517.22	27,067,639.14	0.00	3,397,077.37	1,203,040.49	1,187,596.00
Central Office	5,511,687.54	7,588,124.41	7,549,309.97	6,418,517.22	27,067,639.14	0.00	3,397,077.37	1,203,040.49	1,187,596.00
PS	5,103,711.54	6,983,510.39	4,994,721.22	5,927,815.70	23,009,758.85	0.00	3.66	97,590.49	0.00
MOOE	407,976.00	604,614.02	2,554,588.75	490,701.52	4,057,880.29	0.00	3,397,073.71	1,105,450.00	1,187,596.00
Project(s)	313,884.57	1,338,977.39	2,080,830.88	74,601,038.10	78,334,730.94	0.00	107,017,192.78	44,758,206.73	147,616,869.55
Locally-Funded Project(s)	313,884.57	1,338,977.39	2,080,830.88	74,601,038.10	78,334,730.94	0.00	107,017,192.78	44,758,206.73	147,616,869.55
Budget Improvement Project	313,884.57	24,920.00	256,696.49	0.00	595,501.06	0.00	8,504,498.94	0.00	0.00
National Capital Region (NCR)	313,884.57	24,920.00	256,696.49	0.00	595,501.06	0.00	8,504,498.94	0.00	0.00
Central Office	313,884.57	24,920.00	256,696.49	0.00	595,501.06	0.00	8,504,498.94	0.00	0.00
MOOE	313,884.57	24,920.00	256,696.49	0.00	595,501.06	0.00	8,504,498.94	0.00	0.00
Public Financial Management Program	0.00	1,314,057.39	1,824,134.39	74,601,038.10	77,739,229.88	0.00	98,512,693.84	44,758,206.73	147,616,869.55
National Capital Region (NCR)	0.00	1,314,057.39	1,824,134.39	74,601,038.10	77,739,229.88	0.00	98,512,693.84	44,758,206.73	147,616,869.55
Central Office	0.00	1,314,057.39	1,824,134.39	74,601,038.10	77,739,229.88	0.00	98,512,693.84	44,758,206.73	147,616,869.55
PS	0.00	0.00	0.00	0.00	0.00	0.00	0.00	0.00	0.00
MOOE	0.00	1,314,057.39	1,824,134.39	74,601,038.10	77,739,229.88	0.00	94,012,693.84	44,758,206.73	147,616,869.55
CO	0.00	0.00	0.00	0.00	0.00	0.00	4,500,000.00	0.00	0.00
Sub-total, Support to Operations	21,070,463.55	66,053,877.15	98,614,895.55	204,610,721.84	390,349,958.09	0.00	133,598,944.40	108,922,246.30	153,538,832.21
PS	15,657,091.52	22,739,801.80	17,587,035.59	23,591,754.19	79,575,683.10	0.00	698.16	1,470,599.74	0.00
MOOE	5,413,372.03	43,314,075.35	81,027,859.96	83,371,016.62	213,126,323.96	0.00	110,364,370.27	107,451,646.56	153,051,332.21

STATEMENT OF APPROPRIATIONS, ALLOTMENTS, OBLIGATIONS, DISBURSEMENTS AND BALANCES
As at the Quarter Ending December 31, 2024

Department : Department of Budget and Management (DBM)
 Agency/Entity : Office of the Secretary
 Region : ALL
 Division : ALL
 Operating Unit : ALL
 Fund Cluster : 01 - Regular Agency Fund

X	Current Year Appropriations
	Supplemental Appropriations
	Continuing Appropriations

(e.g. UACS Fund Cluster: 01-Regular Agency Fund, 02-Foreign Assisted Projects Fund, 03-Special Account-Locally Funded/Domestic Grants Fund, and 04-Special Account-Forei

Particulars	Current Year Disbursements					Balances			
	1st Quarter Ending March 31	2nd Quarter Ending June 30	3rd Quarter Ending September 30	4th Quarter Ending December 31	Total	Unreleased Appropriations	Unobligated Allotments	Unpaid Obligations (15-20)=(23+24)	
	16	17	18	19	20=(16+17+18+19)			21=(5-10)	22=(10-15)
CO	0.00	0.00	0.00	97,647,951.03	97,647,951.03	0.00	23,233,875.97	0.00	487,500.00
Operations	108,017,255.87	144,763,005.44	108,962,252.98	139,867,909.46	501,610,423.75	0.00	32,724,859.73	4,577,616.52	56,097,972.00
OO : Allocative efficiency and operational effectiveness enhanced	101,401,709.30	132,451,248.76	100,269,273.73	128,074,440.69	462,196,672.48	0.00	4,706,569.77	1,848,242.75	14,154,522.00
ORGANIZATIONAL AND PRODUCTIVITY ENHANCEMENT PROGRAM	10,961,454.00	14,731,459.61	11,413,966.94	16,204,467.76	53,311,348.31	0.00	362,033.39	194,701.30	0.00
Policy formulation, standards-setting and evaluation of management systems improvement and productivity enhancement Initiatives	4,505,135.41	5,993,882.71	4,879,265.42	7,056,906.23	22,435,189.77	0.00	79,935.49	96,736.74	0.00
National Capital Region (NCR)	4,505,135.41	5,993,882.71	4,879,265.42	7,056,906.23	22,435,189.77	0.00	79,935.49	96,736.74	0.00
Central Office	4,505,135.41	5,993,882.71	4,879,265.42	7,056,906.23	22,435,189.77	0.00	79,935.49	96,736.74	0.00
PS	4,287,685.85	5,898,797.71	4,766,587.18	6,898,070.23	21,851,140.97	0.00	284.29	85,436.74	0.00
MOOE	217,449.56	95,085.00	112,678.24	158,836.00	584,048.80	0.00	79,651.20	11,300.00	0.00
Policy formulation, standards-setting, evaluation of organization and staffing modification, compensation, position classification and administration of the unified compensation and position classification system	6,456,318.59	8,737,576.90	6,534,701.52	9,147,561.53	30,876,158.54	0.00	282,097.90	97,964.56	0.00
National Capital Region (NCR)	6,456,318.59	8,737,576.90	6,534,701.52	9,147,561.53	30,876,158.54	0.00	282,097.90	97,964.56	0.00
Central Office	6,456,318.59	8,737,576.90	6,534,701.52	9,147,561.53	30,876,158.54	0.00	282,097.90	97,964.56	0.00
PS	6,233,382.51	8,675,558.90	6,499,301.52	8,917,632.53	30,325,875.46	0.00	2.36	70,343.18	0.00
MOOE	222,936.08	62,018.00	35,400.00	229,929.00	550,283.08	0.00	282,095.54	27,621.38	0.00
BUDGET OPERATIONS AND PERFORMANCE MANAGEMENT PROGRAM	85,840,636.53	109,429,811.78	83,712,860.95	103,764,743.56	382,748,052.82	0.00	3,632,478.77	1,604,059.41	14,154,522.00

STATEMENT OF APPROPRIATIONS, ALLOTMENTS, OBLIGATIONS, DISBURSEMENTS AND BALANCES

As at the Quarter Ending December 31, 2024

Department : Department of Budget and Management (DBM)
 Agency/Entity : Office of the Secretary
 Region : ALL
 Division : ALL
 Operating Unit : ALL
 Fund Cluster : 01 - Regular Agency Fund

X	Current Year Appropriations
	Supplemental Appropriations
	Continuing Appropriations

(e.g. UACS Fund Cluster: 01-Regular Agency Fund, 02-Foreign Assisted Projects Fund, 03-Special Account-Locally Funded/Domestic Grants Fund, and 04-Special Account-Forei

Particulars	Current Year Disbursements					Balances			
	1st Quarter Ending March 31	2nd Quarter Ending June 30	3rd Quarter Ending September 30	4th Quarter Ending December 31	Total	Unreleased Appropriations	Unobligated Allotments	Unpaid Obligations (15-20)=(23+24)	
	16	17	18	19	20=(16+17+18+19)	21=(5-10)	22=(10-15)	Due and Demandable 23	Not Yet Due and Demandable 24
Policy formulation and standard-setting on budget preparation, execution, and accountability of the NGAs, COCCs, SUCs and LGUs	10,514,415.05	8,873,313.96	6,957,339.82	19,278,736.38	45,623,805.21	0.00	369,071.63	189,415.16	14,138,320.00
National Capital Region (NCR)	10,514,415.05	8,873,313.96	6,957,339.82	19,278,736.38	45,623,805.21	0.00	369,071.63	189,415.16	14,138,320.00
Central Office	10,514,415.05	8,873,313.96	6,957,339.82	19,278,736.38	45,623,805.21	0.00	369,071.63	189,415.16	14,138,320.00
PS	6,369,581.50	8,352,413.96	6,914,848.32	9,016,936.38	30,653,780.16	0.00	1,716.68	178,115.16	0.00
MOOE	4,144,833.55	520,900.00	42,491.50	10,261,800.00	14,970,025.05	0.00	367,354.95	11,300.00	14,138,320.00
Preparation, administration and review of the budget of National Government Agencies, COCCs, SUCs, and LGUs; and policy formulation, standards-setting; and conduct of the results-based performance monitoring, evaluation and reporting	75,326,221.48	100,556,497.82	76,755,521.13	84,486,007.18	337,124,247.61	0.00	3,263,407.14	1,414,644.25	16,202.00
National Capital Region (NCR)	33,178,949.06	45,313,569.69	34,888,620.35	46,999,545.85	160,380,684.95	0.00	808,948.41	1,388,811.64	16,202.00
Central Office	30,513,633.72	41,885,731.41	32,624,622.00	43,967,419.26	148,991,406.39	0.00	623,394.63	1,388,219.98	0.00
PS	28,763,937.75	41,550,299.11	31,927,123.03	42,364,907.28	144,606,267.17	0.00	714.63	1,320,039.20	0.00
MOOE	1,749,695.97	335,432.30	697,498.97	1,602,511.98	4,385,139.22	0.00	622,680.00	68,180.78	0.00
Regional Office - NCR	2,665,315.34	3,427,838.28	2,263,998.35	3,032,126.59	11,389,278.56	0.00	185,553.78	591.66	16,202.00
PS	2,503,712.84	3,267,497.78	2,200,013.36	2,892,808.72	10,864,032.70	0.00	1.64	591.66	0.00
MOOE	161,602.50	160,340.50	63,984.99	139,317.87	525,245.86	0.00	185,552.14	0.00	16,202.00
Region I - Ilocos	1,993,717.75	2,407,361.73	2,467,863.05	2,980,787.26	9,849,729.79	0.00	265,310.21	0.00	0.00
Regional Office - I	1,993,717.75	2,407,361.73	2,467,863.05	2,980,787.26	9,849,729.79	0.00	265,310.21	0.00	0.00
PS	1,993,717.75	2,407,361.73	2,234,750.62	2,303,904.34	8,939,734.44	0.00	264,305.56	0.00	0.00
MOOE	0.00	0.00	233,112.43	676,882.92	909,995.35	0.00	1,004.65	0.00	0.00

STATEMENT OF APPROPRIATIONS, ALLOTMENTS, OBLIGATIONS, DISBURSEMENTS AND BALANCES
As at the Quarter Ending December 31, 2024

Department : Department of Budget and Management (DBM)
 Agency/Entity : Office of the Secretary
 Region : ALL
 Division : ALL
 Operating Unit : ALL
 Fund Cluster : 01 - Regular Agency Fund

X	Current Year Appropriations
	Supplemental Appropriations
	Continuing Appropriations

(e.g. UACS Fund Cluster: 01-Regular Agency Fund, 02-Foreign Assisted Projects Fund, 03-Special Account-Locally Funded/Domestic Grants Fund, and 04-Special Account-Forei

Particulars	Current Year Disbursements					Balances				
	1st Quarter Ending March 31	2nd Quarter Ending June 30	3rd Quarter Ending September 30	4th Quarter Ending December 31	Total	Unreleased Appropriations	Unobligated Allotments	Unpaid Obligations (15-20)=(23+24)		
	16	17	18	19	20=(16+17+18+19)			21=(5-10)	22=(10-15)	Due and Demandable 23
Cordillera Administrative Region (CAR)	3,022,358.82	4,102,166.89	3,233,939.99	2,746,703.50	13,105,169.20	0.00	297,830.80	0.00	0.00	
Regional Office - CAR	3,022,358.82	4,102,166.89	3,233,939.99	2,746,703.50	13,105,169.20	0.00	297,830.80	0.00	0.00	
PS	2,912,217.70	4,005,534.89	3,043,592.89	2,226,654.52	12,188,000.00	0.00	0.00	0.00	0.00	
MOOE	110,141.12	96,632.00	190,347.10	520,048.98	917,169.20	0.00	297,830.80	0.00	0.00	
Region II - Cagayan Valley	3,169,509.77	3,795,309.29	2,998,385.47	2,113,617.61	12,076,822.14	0.00	168,255.27	19,922.59	0.00	
Regional Office - II	3,169,509.77	3,795,309.29	2,998,385.47	2,113,617.61	12,076,822.14	0.00	168,255.27	19,922.59	0.00	
PS	2,956,545.77	3,712,113.54	2,830,402.73	1,828,808.41	11,327,870.45	0.00	36,206.96	19,922.59	0.00	
MOOE	212,964.00	83,195.75	167,982.74	284,809.20	748,951.69	0.00	132,048.31	0.00	0.00	
Region III - Central Luzon	3,706,009.84	4,774,510.64	4,187,728.89	3,044,050.57	15,712,299.94	0.00	168,700.06	0.00	0.00	
Regional Office - III	3,706,009.84	4,774,510.64	4,187,728.89	3,044,050.57	15,712,299.94	0.00	168,700.06	0.00	0.00	
PS	3,616,918.59	4,685,714.74	4,077,321.04	2,488,045.02	14,867,999.39	0.00	0.61	0.00	0.00	
MOOE	89,091.25	88,795.90	110,407.85	556,005.55	844,300.55	0.00	168,699.45	0.00	0.00	
Region IVA - CALABARZON	2,104,471.05	3,040,389.52	2,296,474.46	2,452,533.66	9,893,868.69	0.00	46,567.31	0.00	0.00	
Regional Office - IVA	2,104,471.05	3,040,389.52	2,296,474.46	2,452,533.66	9,893,868.69	0.00	46,567.31	0.00	0.00	
PS	1,950,233.39	2,905,585.52	2,102,185.10	2,286,463.66	9,244,467.67	0.00	1,968.33	0.00	0.00	
MOOE	154,237.66	134,804.00	194,289.36	166,070.00	649,401.02	0.00	44,598.98	0.00	0.00	
Region IVB - MIMAROPA	2,631,055.73	3,510,403.49	2,227,050.39	2,851,274.49	11,219,784.10	0.00	359,815.90	0.00	0.00	
Regional Office - IVB	2,631,055.73	3,510,403.49	2,227,050.39	2,851,274.49	11,219,784.10	0.00	359,815.90	0.00	0.00	
PS	2,600,654.45	3,293,977.49	2,167,516.72	2,687,466.74	10,749,615.40	0.00	2,984.60	0.00	0.00	
MOOE	30,401.28	216,426.00	59,533.67	163,807.75	470,168.70	0.00	356,831.30	0.00	0.00	
Region V - Bicol	2,551,993.13	3,293,090.25	1,782,028.28	2,278,885.39	9,905,997.05	0.00	2.95	0.00	0.00	
Regional Office V	2,551,993.13	3,293,090.25	1,782,028.28	2,278,885.39	9,905,997.05	0.00	2.95	0.00	0.00	

STATEMENT OF APPROPRIATIONS, ALLOTMENTS, OBLIGATIONS, DISBURSEMENTS AND BALANCES
As at the Quarter Ending December 31, 2024

Department : Department of Budget and Management (DBM)
 Agency/Entity : Office of the Secretary
 Region : ALL
 Division : ALL
 Operating Unit : ALL
 Fund Cluster : 01 - Regular Agency Fund

X	Current Year Appropriations
	Supplemental Appropriations
	Continuing Appropriations

(e.g. UACS Fund Cluster: 01-Regular Agency Fund, 02-Foreign Assisted Projects Fund, 03-Special Account-Locally Funded/Domestic Grants Fund, and 04-Special Account-Forei

Particulars	Current Year Disbursements					Balances				
	1st Quarter Ending March 31	2nd Quarter Ending June 30	3rd Quarter Ending September 30	4th Quarter Ending December 31	Total	Unreleased Appropriations	Unobligated Allotments	Unpaid Obligations (15-20)=(23+24)		
	Due and Demandable	Not Yet Due and Demandable								
1	16	17	18	19	20=(16+17+18+19)	21=(5-10)	22=(10-15)	23	24	
PS	1,927,868.13	2,719,569.85	1,726,234.10	2,182,327.03	8,555,999.11	0.00	0.89	0.00	0.00	
MOOE	624,125.00	573,520.40	55,794.18	96,558.36	1,349,997.94	0.00	2.06	0.00	0.00	
Region VI - Western Visayas	3,077,280.18	4,129,434.84	3,079,270.43	2,756,831.39	13,042,816.84	0.00	250,183.16	0.00	0.00	
Regional Office VI	3,077,280.18	4,129,434.84	3,079,270.43	2,756,831.39	13,042,816.84	0.00	250,183.16	0.00	0.00	
PS	2,956,880.18	3,960,674.72	3,014,713.65	2,684,730.89	12,616,999.44	0.00	0.56	0.00	0.00	
MOOE	120,400.00	168,760.12	64,556.78	72,100.50	425,817.40	0.00	250,182.60	0.00	0.00	
Region VII - Central Visayas	2,517,882.68	3,279,739.41	2,741,692.26	2,144,264.11	10,683,578.46	0.00	253,674.04	147.50	0.00	
Regional Office VII	2,517,882.68	3,279,739.41	2,741,692.26	2,144,264.11	10,683,578.46	0.00	253,674.04	147.50	0.00	
PS	2,365,810.17	3,209,604.41	2,563,991.30	1,941,591.30	10,080,997.18	0.00	6,402.82	0.00	0.00	
MOOE	152,072.51	70,135.00	177,700.96	202,672.81	602,581.28	0.00	247,271.22	147.50	0.00	
Region VIII - Eastern Visayas	3,301,416.48	4,527,708.57	3,019,140.39	2,610,471.25	13,458,736.69	0.00	1,263.31	0.00	0.00	
Regional Office VIII	3,301,416.48	4,527,708.57	3,019,140.39	2,610,471.25	13,458,736.69	0.00	1,263.31	0.00	0.00	
PS	2,985,516.48	4,291,511.40	3,003,135.39	1,998,836.25	12,278,999.52	0.00	0.48	0.00	0.00	
MOOE	315,900.00	236,197.17	16,005.00	611,635.00	1,179,737.17	0.00	1,262.83	0.00	0.00	
Region IX - Zamboanga Peninsula	2,388,003.99	3,408,753.05	2,216,378.03	2,584,182.43	10,597,317.50	0.00	251,682.50	5,000.00	0.00	
Regional Office IX	2,388,003.99	3,408,753.05	2,216,378.03	2,584,182.43	10,597,317.50	0.00	251,682.50	5,000.00	0.00	
PS	2,101,598.51	2,969,834.79	1,982,722.71	2,136,391.73	9,190,547.74	0.00	23,452.26	5,000.00	0.00	
MOOE	286,405.48	438,918.26	233,655.32	447,790.70	1,406,769.76	0.00	228,230.24	0.00	0.00	
Region X - Northern Mindanao	2,510,399.38	3,044,541.80	2,679,873.30	2,653,342.83	10,888,157.31	0.00	385,842.69	0.00	0.00	
Regional Office X	2,510,399.38	3,044,541.80	2,679,873.30	2,653,342.83	10,888,157.31	0.00	385,842.69	0.00	0.00	

STATEMENT OF APPROPRIATIONS, ALLOTMENTS, OBLIGATIONS, DISBURSEMENTS AND BALANCES

As at the Quarter Ending December 31, 2024

Department : Department of Budget and Management (DBM)
 Agency/Entity : Office of the Secretary
 Region : ALL
 Division : ALL
 Operating Unit : ALL
 Fund Cluster : 01 - Regular Agency Fund

X	Current Year Appropriations
	Supplemental Appropriations
	Continuing Appropriations

(e.g. UACS Fund Cluster: 01-Regular Agency Fund, 02-Foreign Assisted Projects Fund, 03-Special Account-Locally Funded/Domestic Grants Fund, and 04-Special Account-Forei

Particulars	Current Year Disbursements					Balances			
	1st Quarter Ending March 31	2nd Quarter Ending June 30	3rd Quarter Ending September 30	4th Quarter Ending December 31	Total	Unreleased Appropriations	Unobligated Allotments	Unpaid Obligations (15-20)=(23+24)	
	16	17	18	19	20=(16+17+18+19)			21=(5-10)	22=(10-15)
PS	2,384,081.38	2,942,447.80	2,568,924.06	2,360,546.03	10,255,999.27	0.00	5,000.73	0.00	0.00
MOOE	126,318.00	102,094.00	110,949.24	292,796.80	632,158.04	0.00	380,841.96	0.00	0.00
Region XI - Davao	2,802,390.52	3,534,665.49	2,779,591.80	3,925,423.67	13,042,071.48	0.00	306.52	0.00	0.00
Regional Office XI	2,802,390.52	3,534,665.49	2,779,591.80	3,925,423.67	13,042,071.48	0.00	306.52	0.00	0.00
PS	2,625,680.05	3,284,904.85	2,617,380.33	3,714,410.30	12,242,375.53	0.00	2.47	0.00	0.00
MOOE	176,710.47	249,760.64	162,211.47	211,013.37	799,695.95	0.00	304.05	0.00	0.00
Region XII - SOCCSKSARGEN	3,279,463.25	4,106,945.71	2,907,191.37	1,892,636.69	12,186,237.02	0.00	0.46	762.52	0.00
Regional Office - XII	3,279,463.25	4,106,945.71	2,907,191.37	1,892,636.69	12,186,237.02	0.00	0.46	762.52	0.00
PS	3,088,875.41	4,030,328.71	2,760,432.37	1,336,600.99	11,216,237.48	0.00	0.00	762.52	0.00
MOOE	190,587.84	76,617.00	146,759.00	556,035.70	969,999.54	0.00	0.46	0.00	0.00
Region XIII - CARAGA	3,091,319.85	4,287,907.45	3,250,292.67	451,456.48	11,080,976.45	0.00	5,023.55	0.00	0.00
Regional Office - XIII	3,091,319.85	4,287,907.45	3,250,292.67	451,456.48	11,080,976.45	0.00	5,023.55	0.00	0.00
PS	2,911,927.01	3,938,364.65	3,008,234.81	207,428.00	10,065,954.47	0.00	45.53	0.00	0.00
MOOE	179,392.84	349,542.80	242,057.86	244,028.48	1,015,021.98	0.00	4,978.02	0.00	0.00
LOCAL EXPENDITURE MANAGEMENT POLICY DEVELOPMENT PROGRAM	4,599,618.77	8,289,977.37	5,142,445.84	8,105,229.37	26,137,271.35	0.00	712,057.61	49,482.04	0.00
Promulgate Public Expenditure Management (PEM) policies and practices in LGUs	4,599,618.77	8,289,977.37	5,142,445.84	8,105,229.37	26,137,271.35	0.00	712,057.61	49,482.04	0.00
National Capital Region (NCR)	4,599,618.77	8,289,977.37	5,142,445.84	8,105,229.37	26,137,271.35	0.00	712,057.61	49,482.04	0.00
Central Office	4,599,618.77	8,289,977.37	5,142,445.84	8,105,229.37	26,137,271.35	0.00	712,057.61	49,482.04	0.00
PS	4,315,793.41	6,154,947.42	5,108,545.84	7,268,566.83	22,847,853.50	0.00	1.46	35,956.04	0.00
MOOE	283,825.36	2,135,029.95	33,900.00	836,662.54	3,289,417.85	0.00	712,056.15	13,526.00	0.00

STATEMENT OF APPROPRIATIONS, ALLOTMENTS, OBLIGATIONS, DISBURSEMENTS AND BALANCES
As at the Quarter Ending December 31, 2024

Department : Department of Budget and Management (DBM)
 Agency/Entity : Office of the Secretary
 Region : ALL
 Division : ALL
 Operating Unit : ALL
 Fund Cluster : 01 - Regular Agency Fund

X	Current Year Appropriations
	Supplemental Appropriations
	Continuing Appropriations

(e.g. UACS Fund Cluster: 01-Regular Agency Fund, 02-Foreign Assisted Projects Fund, 03-Special Account-Locally Funded/Domestic Grants Fund, and 04-Special Account-Forei

Particulars	Current Year Disbursements					Balances			
	1st Quarter Ending March 31	2nd Quarter Ending June 30	3rd Quarter Ending September 30	4th Quarter Ending December 31	Total	Unreleased Appropriations	Unobligated Allotments	Unpaid Obligations (15-20)=(23+24)	
	16	17	18	19	20=(16+17+18+19)			21=(5-10)	22=(10-15)
OO : Budget improved through sustainable fiscal discipline and fiscal openness	6,615,546.57	12,311,756.68	8,692,979.25	11,793,468.77	39,413,751.27	0.00	28,018,289.96	2,729,373.77	41,943,450.00
FISCAL DISCIPLINE AND OPENNESS PROGRAM	6,615,546.57	12,311,756.68	8,692,979.25	11,793,468.77	39,413,751.27	0.00	28,018,289.96	2,729,373.77	41,943,450.00
Formulation and preparation of fiscal, expenditure, and reform frameworks to link the budget with the national development goals, and development and promotion of fiscal transparency and participation standards and strategies	6,615,546.57	12,311,756.68	8,692,979.25	11,793,468.77	39,413,751.27	0.00	28,018,289.96	2,729,373.77	41,943,450.00
National Capital Region (NCR)	6,615,546.57	12,311,756.68	8,692,979.25	11,793,468.77	39,413,751.27	0.00	28,018,289.96	2,729,373.77	41,943,450.00
Central Office	6,615,546.57	12,311,756.68	8,692,979.25	11,793,468.77	39,413,751.27	0.00	28,018,289.96	2,729,373.77	41,943,450.00
PS	5,291,552.85	8,114,554.80	6,188,671.05	7,381,012.72	26,975,791.42	0.00	20,038.72	134,034.86	0.00
MOOE	1,323,993.72	4,197,201.88	2,504,308.20	4,412,456.05	12,437,959.85	0.00	27,998,251.24	2,595,338.91	41,943,450.00
Sub-total, Operations	108,017,255.87	144,763,005.44	108,962,252.98	139,867,909.46	501,610,423.75	0.00	32,724,859.73	4,577,616.52	56,097,972.00
PS	97,144,171.68	134,371,598.77	103,306,628.12	117,124,139.90	451,946,538.47	0.00	363,131.58	1,850,201.95	0.00
MOOE	10,873,084.19	10,391,406.67	5,655,624.86	22,743,769.56	49,663,885.28	0.00	32,361,728.15	2,727,414.57	56,097,972.00
Sub-total, I. Agency Specific Budget	292,451,369.70	460,458,794.13	393,828,612.78	621,128,256.84	1,767,867,033.45	0.00	235,951,654.97	153,786,877.02	224,753,434.56
PS	206,972,245.26	280,331,394.27	221,742,525.98	325,684,247.43	1,034,730,412.94	0.00	2,579,777.18	8,014,809.88	0.00
MOOE	80,259,440.73	133,240,708.42	169,594,349.17	190,803,335.57	573,897,833.89	0.00	204,710,333.31	135,476,150.27	220,838,903.53
FinEx	0.00	0.00	0.00	0.00	0.00	0.00	0.00	0.00	0.00
CO	5,219,683.71	46,886,691.44	2,491,737.63	104,640,673.84	159,238,786.62	0.00	28,661,544.48	10,295,916.87	3,914,531.03

STATEMENT OF APPROPRIATIONS, ALLOTMENTS, OBLIGATIONS, DISBURSEMENTS AND BALANCES
As at the Quarter Ending December 31, 2024

Department : Department of Budget and Management (DBM)
 Agency/Entity : Office of the Secretary
 Region : ALL
 Division : ALL
 Operating Unit : ALL
 Fund Cluster : 01 - Regular Agency Fund

X	Current Year Appropriations
	Supplemental Appropriations
	Continuing Appropriations

(e.g. UACS Fund Cluster: 01-Regular Agency Fund, 02-Foreign Assisted Projects Fund, 03-Special Account-Locally Funded/Domestic Grants Fund, and 04-Special Account-Forei

Particulars	Current Year Disbursements					Balances			
	1st Quarter Ending March 31	2nd Quarter Ending June 30	3rd Quarter Ending September 30	4th Quarter Ending December 31	Total	Unreleased Appropriations	Unobligated Allotments	Unpaid Obligations (15-20)=(23+24)	
	16	17	18	19	20=(16+17+18+19)			21=(5-10)	22=(10-15)
II. Automatic Appropriations	20,732,850.81	21,854,962.19	23,126,330.38	26,818,126.52	92,532,269.90	0.00	505,061.75	175,202.35	0.00
General Administration and Support	9,306,674.11	9,902,607.57	10,560,304.07	12,822,002.73	42,591,588.48	0.00	326,709.29	141,854.23	0.00
General Management and Supervision	9,306,674.11	9,902,607.57	10,560,304.07	12,822,002.73	42,591,588.48	0.00	326,709.29	141,854.23	0.00
National Capital Region (NCR)	5,826,875.96	6,407,140.60	6,987,995.46	7,504,230.49	26,726,242.51	0.00	3,078.49	0.00	0.00
Central Office	5,686,629.69	6,110,019.56	6,731,262.50	7,254,911.07	25,782,822.82	0.00	3,078.18	0.00	0.00
PS	5,686,629.69	6,110,019.56	6,731,262.50	7,254,911.07	25,782,822.82	0.00	3,078.18	0.00	0.00
Regional Office - NCR	140,246.27	297,121.04	256,732.96	249,319.42	943,419.69	0.00	0.31	0.00	0.00
PS	140,246.27	297,121.04	256,732.96	249,319.42	943,419.69	0.00	0.31	0.00	0.00
Region I - Ilocos	442,626.22	441,899.18	201,474.60	58,000.00	1,144,000.00	0.00	0.00	0.00	0.00
Regional Office - I	442,626.22	441,899.18	201,474.60	58,000.00	1,144,000.00	0.00	0.00	0.00	0.00
PS	442,626.22	441,899.18	201,474.60	58,000.00	1,144,000.00	0.00	0.00	0.00	0.00
Cordillera Administrative Region (CAR)	265,511.88	265,545.88	296,858.03	372,666.19	1,200,581.98	0.00	19,991.74	17.28	0.00
Regional Office - CAR	265,511.88	265,545.88	296,858.03	372,666.19	1,200,581.98	0.00	19,991.74	17.28	0.00
PS	265,511.88	265,545.88	296,858.03	372,666.19	1,200,581.98	0.00	19,991.74	17.28	0.00
Region II - Cagayan Valley	145,745.40	118,783.56	135,650.81	258,712.68	658,892.45	0.00	0.23	62,107.32	0.00
Regional Office - II	145,745.40	118,783.56	135,650.81	258,712.68	658,892.45	0.00	0.23	62,107.32	0.00
PS	145,745.40	118,783.56	135,650.81	258,712.68	658,892.45	0.00	0.23	62,107.32	0.00
Region III - Central Luzon	259,355.88	231,438.38	331,206.81	358,839.49	1,180,840.56	0.00	55,159.44	0.00	0.00

STATEMENT OF APPROPRIATIONS, ALLOTMENTS, OBLIGATIONS, DISBURSEMENTS AND BALANCES
As at the Quarter Ending December 31, 2024

Department : Department of Budget and Management (DBM)
 Agency/Entity : Office of the Secretary
 Region : ALL
 Division : ALL
 Operating Unit : ALL
 Fund Cluster : 01 - Regular Agency Fund

X	Current Year Appropriations
	Supplemental Appropriations
	Continuing Appropriations

(e.g. UACS Fund Cluster: 01-Regular Agency Fund, 02-Foreign Assisted Projects Fund, 03-Special Account-Locally Funded/Domestic Grants Fund, and 04-Special Account-Forei

Particulars	Current Year Disbursements					Balances			
	1st Quarter Ending March 31	2nd Quarter Ending June 30	3rd Quarter Ending September 30	4th Quarter Ending December 31	Total	Unreleased Appropriations	Unobligated Allotments	Unpaid Obligations (15-20)=(23+24)	
								Due and Demandable	Not Yet Due and Demandable
1	16	17	18	19	20=(16+17+18+19)	21=(5-10)	22=(10-15)	23	24
Regional Office - III	259,355.88	231,438.38	331,206.81	358,839.49	1,180,840.56	0.00	55,159.44	0.00	0.00
PS	259,355.88	231,438.38	331,206.81	358,839.49	1,180,840.56	0.00	55,159.44	0.00	0.00
Region IVA - CALABARZON	169,000.92	165,549.44	172,354.05	268,782.02	775,686.43	0.00	641.57	0.00	0.00
Regional Office - IVA	169,000.92	165,549.44	172,354.05	268,782.02	775,686.43	0.00	641.57	0.00	0.00
PS	169,000.92	165,549.44	172,354.05	268,782.02	775,686.43	0.00	641.57	0.00	0.00
Region IVB - MIMAROPA	176,397.48	209,171.49	270,600.07	320,871.75	977,040.79	0.00	54,959.21	0.00	0.00
Regional Office - IVB	176,397.48	209,171.49	270,600.07	320,871.75	977,040.79	0.00	54,959.21	0.00	0.00
PS	176,397.48	209,171.49	270,600.07	320,871.75	977,040.79	0.00	54,959.21	0.00	0.00
Region V - Bicol	159,858.72	179,141.70	169,829.64	293,201.82	802,031.88	0.00	11,914.89	73,949.23	0.00
Regional Office V	159,858.72	179,141.70	169,829.64	293,201.82	802,031.88	0.00	11,914.89	73,949.23	0.00
PS	159,858.72	179,141.70	169,829.64	293,201.82	802,031.88	0.00	11,914.89	73,949.23	0.00
Region VI - Western Visayas	189,173.59	177,893.64	204,671.65	358,197.12	929,936.00	0.00	8,084.00	0.00	0.00
Regional Office VI	189,173.59	177,893.64	204,671.65	358,197.12	929,936.00	0.00	8,084.00	0.00	0.00
PS	189,173.59	177,893.64	204,671.65	358,197.12	929,936.00	0.00	8,084.00	0.00	0.00
Region VII - Central Visayas	191,489.98	203,098.43	235,916.31	332,613.53	963,118.25	0.00	15,670.75	0.00	0.00
Regional Office VII	191,489.98	203,098.43	235,916.31	332,613.53	963,118.25	0.00	15,670.75	0.00	0.00
PS	191,489.98	203,098.43	235,916.31	332,613.53	963,118.25	0.00	15,670.75	0.00	0.00
Region VIII - Eastern Visayas	267,695.54	272,448.70	187,227.84	641,200.09	1,368,572.17	0.00	43,066.91	234.92	0.00

STATEMENT OF APPROPRIATIONS, ALLOTMENTS, OBLIGATIONS, DISBURSEMENTS AND BALANCES
As at the Quarter Ending December 31, 2024

Department : Department of Budget and Management (DBM)
 Agency/Entity : Office of the Secretary
 Region : ALL
 Division : ALL
 Operating Unit : ALL
 Fund Cluster : 01 - Regular Agency Fund

X	Current Year Appropriations
	Supplemental Appropriations
	Continuing Appropriations

(e.g. UACS Fund Cluster: 01-Regular Agency Fund, 02-Foreign Assisted Projects Fund, 03-Special Account-Locally Funded/Domestic Grants Fund, and 04-Special Account-Forei

Particulars	Current Year Disbursements					Balances			
	1st Quarter Ending March 31	2nd Quarter Ending June 30	3rd Quarter Ending September 30	4th Quarter Ending December 31	Total	Unreleased Appropriations	Unobligated Allotments	Unpaid Obligations (15-20)=(23+24)	
	16	17	18	19	20=(16+17+18+19)			21=(5-10)	22=(10-15)
Regional Office VIII	267,695.54	272,448.70	187,227.84	641,200.09	1,368,572.17	0.00	43,066.91	234.92	0.00
PS	267,695.54	272,448.70	187,227.84	641,200.09	1,368,572.17	0.00	43,066.91	234.92	0.00
Region IX - Zamboanga Peninsula	239,249.60	234,451.44	246,766.88	291,551.98	1,012,019.90	0.00	23,272.52	5,504.58	0.00
Regional Office IX	239,249.60	234,451.44	246,766.88	291,551.98	1,012,019.90	0.00	23,272.52	5,504.58	0.00
PS	239,249.60	234,451.44	246,766.88	291,551.98	1,012,019.90	0.00	23,272.52	5,504.58	0.00
Region X - Northern Mindanao	248,011.44	249,516.00	277,230.17	302,996.35	1,077,753.96	0.00	3,933.04	0.00	0.00
Regional Office X	248,011.44	249,516.00	277,230.17	302,996.35	1,077,753.96	0.00	3,933.04	0.00	0.00
PS	248,011.44	249,516.00	277,230.17	302,996.35	1,077,753.96	0.00	3,933.04	0.00	0.00
Region XI - Davao	211,675.32	235,730.28	258,708.24	239,577.45	945,691.29	0.00	79,227.71	0.00	0.00
Regional Office XI	211,675.32	235,730.28	258,708.24	239,577.45	945,691.29	0.00	79,227.71	0.00	0.00
PS	211,675.32	235,730.28	258,708.24	239,577.45	945,691.29	0.00	79,227.71	0.00	0.00
Region XII - SOCCSKSARGEN	247,902.48	242,945.88	270,317.83	602,472.76	1,363,638.95	0.00	0.05	0.00	0.00
Regional Office - XII	247,902.48	242,945.88	270,317.83	602,472.76	1,363,638.95	0.00	0.05	0.00	0.00
PS	247,902.48	242,945.88	270,317.83	602,472.76	1,363,638.95	0.00	0.05	0.00	0.00
Region XIII - CARAGA	266,103.70	267,852.97	313,495.68	618,089.01	1,465,541.36	0.00	7,708.74	40.90	0.00
Regional Office - XIII	266,103.70	267,852.97	313,495.68	618,089.01	1,465,541.36	0.00	7,708.74	40.90	0.00
PS	266,103.70	267,852.97	313,495.68	618,089.01	1,465,541.36	0.00	7,708.74	40.90	0.00
Sub-total, General Administration and Support	9,306,674.11	9,902,607.57	10,560,304.07	12,822,002.73	42,591,588.48	0.00	326,709.29	141,854.23	0.00

STATEMENT OF APPROPRIATIONS, ALLOTMENTS, OBLIGATIONS, DISBURSEMENTS AND BALANCES
As at the Quarter Ending December 31, 2024

Department : Department of Budget and Management (DBM)
 Agency/Entity : Office of the Secretary
 Region : ALL
 Division : ALL
 Operating Unit : ALL
 Fund Cluster : 01 - Regular Agency Fund

X	Current Year Appropriations
	Supplemental Appropriations
	Continuing Appropriations

(e.g. UACS Fund Cluster: 01-Regular Agency Fund, 02-Foreign Assisted Projects Fund, 03-Special Account-Locally Funded/Domestic Grants Fund, and 04-Special Account-Foreign)

Particulars	Current Year Disbursements					Balances			
	1st Quarter Ending March 31	2nd Quarter Ending June 30	3rd Quarter Ending September 30	4th Quarter Ending December 31	Total	Unreleased Appropriations	Unobligated Allotments	Unpaid Obligations (15-20)=(23+24)	
	16	17	18	19	20=(16+17+18+19)			21=(5-10)	22=(10-15)
PS	9,306,674.11	9,902,607.57	10,560,304.07	12,822,002.73	42,591,588.48	0.00	326,709.29	141,854.23	0.00
Support to Operations	1,685,828.17	1,775,308.14	1,972,742.04	2,539,755.07	7,973,633.42	0.00	11.58	0.00	0.00
Legal services	587,501.40	619,462.31	629,569.17	813,177.38	2,649,710.26	0.00	0.74	0.00	0.00
National Capital Region (NCR)	587,501.40	619,462.31	629,569.17	813,177.38	2,649,710.26	0.00	0.74	0.00	0.00
Central Office	587,501.40	619,462.31	629,569.17	813,177.38	2,649,710.26	0.00	0.74	0.00	0.00
PS	587,501.40	619,462.31	629,569.17	813,177.38	2,649,710.26	0.00	0.74	0.00	0.00
Information and communications technology systems services	535,070.89	595,575.03	648,824.93	964,518.71	2,743,989.56	0.00	10.44	0.00	0.00
National Capital Region (NCR)	535,070.89	595,575.03	648,824.93	964,518.71	2,743,989.56	0.00	10.44	0.00	0.00
Central Office	535,070.89	595,575.03	648,824.93	964,518.71	2,743,989.56	0.00	10.44	0.00	0.00
PS	535,070.89	595,575.03	648,824.93	964,518.71	2,743,989.56	0.00	10.44	0.00	0.00
Budget Information and Training Services	563,255.88	560,270.80	694,347.94	762,058.98	2,579,933.60	0.00	0.40	0.00	0.00
National Capital Region (NCR)	563,255.88	560,270.80	694,347.94	762,058.98	2,579,933.60	0.00	0.40	0.00	0.00
Central Office	563,255.88	560,270.80	694,347.94	762,058.98	2,579,933.60	0.00	0.40	0.00	0.00
PS	563,255.88	560,270.80	694,347.94	762,058.98	2,579,933.60	0.00	0.40	0.00	0.00
Sub-total, Support to Operations	1,685,828.17	1,775,308.14	1,972,742.04	2,539,755.07	7,973,633.42	0.00	11.58	0.00	0.00
PS	1,685,828.17	1,775,308.14	1,972,742.04	2,539,755.07	7,973,633.42	0.00	11.58	0.00	0.00
Operations	9,740,348.53	10,177,046.48	10,593,284.27	11,456,368.72	41,967,048.00	0.00	178,340.88	33,348.12	0.00
00 : Allocative efficiency and operational effectiveness enhanced	9,176,592.13	9,583,541.05	9,940,621.89	10,691,376.80	39,392,131.87	0.00	178,340.01	33,348.12	0.00

STATEMENT OF APPROPRIATIONS, ALLOTMENTS, OBLIGATIONS, DISBURSEMENTS AND BALANCES
As at the Quarter Ending December 31, 2024

Department : Department of Budget and Management (DBM)
 Agency/Entity : Office of the Secretary
 Region : ALL
 Division : ALL
 Operating Unit : ALL
 Fund Cluster : 01 - Regular Agency Fund

X	Current Year Appropriations
	Supplemental Appropriations
	Continuing Appropriations

(e.g. UACS Fund Cluster: 01-Regular Agency Fund, 02-Foreign Assisted Projects Fund, 03-Special Account-Locally Funded/Domestic Grants Fund, and 04-Special Account-Forei

Particulars	Current Year Disbursements					Balances			
	1st Quarter Ending March 31	2nd Quarter Ending June 30	3rd Quarter Ending September 30	4th Quarter Ending December 31	Total	Unreleased Appropriations	Unobligated Allotments	Unpaid Obligations (15-20)=(23+24)	
	16	17	18	19	20=(16+17+18+19)			21=(5-10)	22=(10-15)
ORGANIZATIONAL AND PRODUCTIVITY ENHANCEMENT PROGRAM	1,124,688.24	1,141,694.73	1,202,252.87	1,523,470.34	4,992,106.18	0.00	0.82	0.00	0.00
Policy formulation, standards-setting and evaluation of management systems improvement and productivity enhancement initiatives	448,383.72	447,767.09	502,734.36	675,474.64	2,074,359.81	0.00	0.19	0.00	0.00
National Capital Region (NCR)	448,383.72	447,767.09	502,734.36	675,474.64	2,074,359.81	0.00	0.19	0.00	0.00
Central Office	448,383.72	447,767.09	502,734.36	675,474.64	2,074,359.81	0.00	0.19	0.00	0.00
PS	448,383.72	447,767.09	502,734.36	675,474.64	2,074,359.81	0.00	0.19	0.00	0.00
Policy formulation, standards-setting, evaluation of organization and staffing modification, compensation, position classification and administration of the unified compensation and position classification system	676,304.52	693,927.64	699,518.51	847,995.70	2,917,746.37	0.00	0.63	0.00	0.00
National Capital Region (NCR)	676,304.52	693,927.64	699,518.51	847,995.70	2,917,746.37	0.00	0.63	0.00	0.00
Central Office	676,304.52	693,927.64	699,518.51	847,995.70	2,917,746.37	0.00	0.63	0.00	0.00
PS	676,304.52	693,927.64	699,518.51	847,995.70	2,917,746.37	0.00	0.63	0.00	0.00
BUDGET OPERATIONS AND PERFORMANCE MANAGEMENT PROGRAM	7,592,468.29	7,945,104.45	8,214,956.18	8,516,407.78	32,268,936.70	0.00	178,339.18	33,348.12	0.00
Policy formulation and standard-setting on budget preparation, execution, and accountability of the NGAs, GOCCs, SUCs and LGUs	622,920.84	627,083.93	643,635.73	849,383.28	2,743,023.78	0.00	0.22	0.00	0.00
National Capital Region (NCR)	622,920.84	627,083.93	643,635.73	849,383.28	2,743,023.78	0.00	0.22	0.00	0.00
Central Office	622,920.84	627,083.93	643,635.73	849,383.28	2,743,023.78	0.00	0.22	0.00	0.00
PS	622,920.84	627,083.93	643,635.73	849,383.28	2,743,023.78	0.00	0.22	0.00	0.00

STATEMENT OF APPROPRIATIONS, ALLOTMENTS, OBLIGATIONS, DISBURSEMENTS AND BALANCES
As at the Quarter Ending December 31, 2024

Department : Department of Budget and Management (DBM)
 Agency/Entity : Office of the Secretary
 Region : ALL
 Division : ALL
 Operating Unit : ALL
 Fund Cluster : 01 - Regular Agency Fund

X	Current Year Appropriations
	Supplemental Appropriations
	Continuing Appropriations

(e.g. UACS Fund Cluster: 01-Regular Agency Fund, 02-Foreign Assisted Projects Fund, 03-Special Account-Locally Funded/Domestic Grants Fund, and 04-Special Account-Foreign)

Particulars	Current Year Disbursements					Balances			
	1st Quarter Ending March 31	2nd Quarter Ending June 30	3rd Quarter Ending September 30	4th Quarter Ending December 31	Total	Unreleased Appropriations	Unobligated Allotments	Unpaid Obligations (15-20)=(23+24)	
	16	17	18	19	20=(16+17+18+19)			21=(5-10)	22=(10-15)
Preparation, administration and review of the budget of National Government Agencies, GOCCs, SUCs, and LGUs; and policy formulation, standards-setting; and conduct of the results-based performance monitoring, evaluation and reporting	6,969,547.45	7,318,020.52	7,571,320.45	7,667,024.50	29,525,912.92	0.00	178,338.96	33,348.12	0.00
National Capital Region (NCR)	3,047,132.61	3,257,334.46	3,298,827.40	4,143,316.91	13,746,611.38	0.00	34,907.62	0.00	0.00
Central Office	2,871,742.08	2,918,115.83	3,052,145.39	3,894,932.92	12,736,936.22	0.00	2.78	0.00	0.00
PS	2,871,742.08	2,918,115.83	3,052,145.39	3,894,932.92	12,736,936.22	0.00	2.78	0.00	0.00
Regional Office - NCR	175,390.53	339,218.63	246,682.01	248,383.99	1,009,675.16	0.00	34,904.84	0.00	0.00
PS	175,390.53	339,218.63	246,682.01	248,383.99	1,009,675.16	0.00	34,904.84	0.00	0.00
Region I - Ilocos	0.00	0.00	119,754.24	684,686.89	804,441.13	0.00	87,558.87	0.00	0.00
Regional Office - I	0.00	0.00	119,754.24	684,686.89	804,441.13	0.00	87,558.87	0.00	0.00
PS	0.00	0.00	119,754.24	684,686.89	804,441.13	0.00	87,558.87	0.00	0.00
Cordillera Administrative Region (CAR)	316,069.22	327,712.32	373,457.16	176,761.30	1,194,000.00	0.00	0.00	0.00	0.00
Regional Office - CAR	316,069.22	327,712.32	373,457.16	176,761.30	1,194,000.00	0.00	0.00	0.00	0.00
PS	316,069.22	327,712.32	373,457.16	176,761.30	1,194,000.00	0.00	0.00	0.00	0.00
Region II - Cagayan Valley	290,511.70	319,388.33	289,552.78	165,567.12	1,065,019.93	0.00	20,631.95	33,348.12	0.00
Regional Office - II	290,511.70	319,388.33	289,552.78	165,567.12	1,065,019.93	0.00	20,631.95	33,348.12	0.00
PS	290,511.70	319,388.33	289,552.78	165,567.12	1,065,019.93	0.00	20,631.95	33,348.12	0.00

STATEMENT OF APPROPRIATIONS, ALLOTMENTS, OBLIGATIONS, DISBURSEMENTS AND BALANCES
As at the Quarter Ending December 31, 2024

Department : Department of Budget and Management (DBM)
 Agency/Entity : Office of the Secretary
 Region : ALL
 Division : ALL
 Operating Unit : ALL
 Fund Cluster : 01 - Regular Agency Fund

X	Current Year Appropriations
	Supplemental Appropriations
	Continuing Appropriations

(e.g. UACS Fund Cluster: 01-Regular Agency Fund, 02-Foreign Assisted Projects Fund, 03-Special Account-Locally Funded/Domestic Grants Fund, and 04-Special Account-Foreign)

Particulars	Current Year Disbursements					Balances			
	1st Quarter Ending March 31	2nd Quarter Ending June 30	3rd Quarter Ending September 30	4th Quarter Ending December 31	Total	Unreleased Appropriations	Unobligated Allotments	Unpaid Obligations (15-20)=(23+24)	
	16	17	18	19	20=(16+17+18+19)			21=(5-10)	22=(10-15)
Region III - Central Luzon	346,595.84	372,116.55	422,187.58	307,100.03	1,448,000.00	0.00	0.00	0.00	0.00
Regional Office - III	346,595.84	372,116.55	422,187.58	307,100.03	1,448,000.00	0.00	0.00	0.00	0.00
PS	346,595.84	372,116.55	422,187.58	307,100.03	1,448,000.00	0.00	0.00	0.00	0.00
Region IVA - CALABARZON	207,052.92	216,871.22	218,432.11	195,643.75	838,000.00	0.00	0.00	0.00	0.00
Regional Office - IVA	207,052.92	216,871.22	218,432.11	195,643.75	838,000.00	0.00	0.00	0.00	0.00
PS	207,052.92	216,871.22	218,432.11	195,643.75	838,000.00	0.00	0.00	0.00	0.00
Region IVB - MIMAROPA	273,036.77	263,057.56	231,870.96	260,796.68	1,028,761.97	0.00	15,238.03	0.00	0.00
Regional Office - IVB	273,036.77	263,057.56	231,870.96	260,796.68	1,028,761.97	0.00	15,238.03	0.00	0.00
PS	273,036.77	263,057.56	231,870.96	260,796.68	1,028,761.97	0.00	15,238.03	0.00	0.00
Region V - Bicol	212,856.84	245,455.42	228,669.00	160,018.74	847,000.00	0.00	0.00	0.00	0.00
Regional Office V	212,856.84	245,455.42	228,669.00	160,018.74	847,000.00	0.00	0.00	0.00	0.00
PS	212,856.84	245,455.42	228,669.00	160,018.74	847,000.00	0.00	0.00	0.00	0.00
Region VI - Western Visayas	310,743.62	333,972.00	367,816.29	222,468.09	1,235,000.00	0.00	0.00	0.00	0.00
Regional Office VI	310,743.62	333,972.00	367,816.29	222,468.09	1,235,000.00	0.00	0.00	0.00	0.00
PS	310,743.62	333,972.00	367,816.29	222,468.09	1,235,000.00	0.00	0.00	0.00	0.00
Region VII - Central Visayas	240,784.70	260,825.98	301,177.71	182,888.41	985,676.80	0.00	323.20	0.00	0.00
Regional Office VII	240,784.70	260,825.98	301,177.71	182,888.41	985,676.80	0.00	323.20	0.00	0.00
PS	240,784.70	260,825.98	301,177.71	182,888.41	985,676.80	0.00	323.20	0.00	0.00

STATEMENT OF APPROPRIATIONS, ALLOTMENTS, OBLIGATIONS, DISBURSEMENTS AND BALANCES
As at the Quarter Ending December 31, 2024

Department : Department of Budget and Management (DBM)
 Agency/Entity : Office of the Secretary
 Region : ALL
 Division : ALL
 Operating Unit : ALL
 Fund Cluster : 01 - Regular Agency Fund

X	Current Year Appropriations
	Supplemental Appropriations
	Continuing Appropriations

(e.g. UACS Fund Cluster: 01-Regular Agency Fund, 02-Foreign Assisted Projects Fund, 03-Special Account-Locally Funded/Domestic Grants Fund, and 04-Special Account-Forei

Particulars	Current Year Disbursements					Balances				
	1st Quarter Ending March 31	2nd Quarter Ending June 30	3rd Quarter Ending September 30	4th Quarter Ending December 31	Total	Unreleased Appropriations	Unobligated Allotments	Unpaid Obligations (15-20)=(23+24)		
	16	17	18	19	20=(16+17+18+19)			21=(5-10)	22=(10-15)	Due and Demandable 23
Region VIII - Eastern Visayas	325,456.54	346,608.70	228,301.92	295,632.84	1,196,000.00	0.00	0.00	0.00	0.00	
Regional Office VIII	325,456.54	346,608.70	228,301.92	295,632.84	1,196,000.00	0.00	0.00	0.00	0.00	
PS	325,456.54	346,608.70	228,301.92	295,632.84	1,196,000.00	0.00	0.00	0.00	0.00	
Region IX - Zamboanga Peninsula	212,618.59	195,934.91	211,092.48	271,675.30	891,321.28	0.00	19,678.72	0.00	0.00	
Regional Office IX	212,618.59	195,934.91	211,092.48	271,675.30	891,321.28	0.00	19,678.72	0.00	0.00	
PS	212,618.59	195,934.91	211,092.48	271,675.30	891,321.28	0.00	19,678.72	0.00	0.00	
Region X - Northern Mindanao	247,817.50	243,541.68	312,759.65	191,881.16	995,999.99	0.00	0.01	0.00	0.00	
Regional Office X	247,817.50	243,541.68	312,759.65	191,881.16	995,999.99	0.00	0.01	0.00	0.00	
PS	247,817.50	243,541.68	312,759.65	191,881.16	995,999.99	0.00	0.01	0.00	0.00	
Region XI - Davao	283,477.45	263,833.87	308,962.55	305,806.57	1,162,080.44	0.00	0.56	0.00	0.00	
Regional Office XI	283,477.45	263,833.87	308,962.55	305,806.57	1,162,080.44	0.00	0.56	0.00	0.00	
PS	283,477.45	263,833.87	308,962.55	305,806.57	1,162,080.44	0.00	0.56	0.00	0.00	
Region XII - SOCCSKSARGEN	337,101.94	351,129.52	304,987.83	102,780.71	1,096,000.00	0.00	0.00	0.00	0.00	
Regional Office - XII	337,101.94	351,129.52	304,987.83	102,780.71	1,096,000.00	0.00	0.00	0.00	0.00	
PS	337,101.94	351,129.52	304,987.83	102,780.71	1,096,000.00	0.00	0.00	0.00	0.00	
Region XIII - CARAGA	318,291.21	320,238.00	353,470.79	0.00	992,000.00	0.00	0.00	0.00	0.00	
Regional Office - XIII	318,291.21	320,238.00	353,470.79	0.00	992,000.00	0.00	0.00	0.00	0.00	
PS	318,291.21	320,238.00	353,470.79	0.00	992,000.00	0.00	0.00	0.00	0.00	

STATEMENT OF APPROPRIATIONS, ALLOTMENTS, OBLIGATIONS, DISBURSEMENTS AND BALANCES
As at the Quarter Ending December 31, 2024

Department : Department of Budget and Management (DBM)
 Agency/Entity : Office of the Secretary
 Region : ALL
 Division : ALL
 Operating Unit : ALL
 Fund Cluster : 01 - Regular Agency Fund

X	Current Year Appropriations
	Supplemental Appropriations
	Continuing Appropriations

(e.g. UACS Fund Cluster: 01-Regular Agency Fund, 02-Foreign Assisted Projects Fund, 03-Special Account-Locally Funded/Domestic Grants Fund, and 04-Special Account-Forei

Particulars	Current Year Disbursements					Balances			
	1st Quarter Ending March 31	2nd Quarter Ending June 30	3rd Quarter Ending September 30	4th Quarter Ending December 31	Total	Unreleased Appropriations	Unobligated Allotments	Unpaid Obligations (15-20)=(23+24)	
	16	17	18	19	20=(16+17+18+19)			21=(5-10)	22=(10-15)
LOCAL EXPENDITURE MANAGEMENT POLICY DEVELOPMENT PROGRAM	459,435.60	496,741.87	523,412.84	651,498.68	2,131,088.99	0.00	0.01	0.00	0.00
Promulgate Public Expenditure Management (PEM) policies and practices in LGUs	459,435.60	496,741.87	523,412.84	651,498.68	2,131,088.99	0.00	0.01	0.00	0.00
National Capital Region (NCR)	459,435.60	496,741.87	523,412.84	651,498.68	2,131,088.99	0.00	0.01	0.00	0.00
Central Office	459,435.60	496,741.87	523,412.84	651,498.68	2,131,088.99	0.00	0.01	0.00	0.00
PS	459,435.60	496,741.87	523,412.84	651,498.68	2,131,088.99	0.00	0.01	0.00	0.00
OO : Budget improved through sustainable fiscal discipline and fiscal openness	563,756.40	593,505.43	652,662.38	764,991.92	2,574,916.13	0.00	0.87	0.00	0.00
FISCAL DISCIPLINE AND OPENNESS PROGRAM	563,756.40	593,505.43	652,662.38	764,991.92	2,574,916.13	0.00	0.87	0.00	0.00
Formulation and preparation of fiscal, expenditure, and reform frameworks to link the budget with the national development goals, and development and promotion of fiscal transparency and participation standards and strategies	563,756.40	593,505.43	652,662.38	764,991.92	2,574,916.13	0.00	0.87	0.00	0.00
National Capital Region (NCR)	563,756.40	593,505.43	652,662.38	764,991.92	2,574,916.13	0.00	0.87	0.00	0.00
Central Office	563,756.40	593,505.43	652,662.38	764,991.92	2,574,916.13	0.00	0.87	0.00	0.00
PS	563,756.40	593,505.43	652,662.38	764,991.92	2,574,916.13	0.00	0.87	0.00	0.00
Sub-total, Operations	9,740,348.53	10,177,046.48	10,593,284.27	11,456,368.72	41,967,048.00	0.00	178,340.88	33,348.12	0.00
PS	9,740,348.53	10,177,046.48	10,593,284.27	11,456,368.72	41,967,048.00	0.00	178,340.88	33,348.12	0.00
MOOE	0.00	0.00	0.00	0.00	0.00	0.00	0.00	0.00	0.00
FinEx	0.00	0.00	0.00	0.00	0.00	0.00	0.00	0.00	0.00
CO	0.00	0.00	0.00	0.00	0.00	0.00	0.00	0.00	0.00

STATEMENT OF APPROPRIATIONS, ALLOTMENTS, OBLIGATIONS, DISBURSEMENTS AND BALANCES
As at the Quarter Ending December 31, 2024

Department : Department of Budget and Management (DBM)
 Agency/Entity : Office of the Secretary
 Region : ALL
 Division : ALL
 Operating Unit : ALL
 Fund Cluster : 01 - Regular Agency Fund

X	Current Year Appropriations
	Supplemental Appropriations
	Continuing Appropriations

(e.g. UACS Fund Cluster: 01-Regular Agency Fund, 02-Foreign Assisted Projects Fund, 03-Special Account-Locally Funded/Domestic Grants Fund, and 04-Special Account-Forei

Particulars	Current Year Disbursements					Balances			
	1st Quarter Ending March 31	2nd Quarter Ending June 30	3rd Quarter Ending September 30	4th Quarter Ending December 31	Total	Unreleased Appropriations	Unobligated Allotments	Unpaid Obligations (15-20)=(23+24)	
	16	17	18	19	20=(16+17+18+19)			21=(5-10)	22=(10-15)
Sub-total, II. Automatic Appropriations	20,732,850.81	21,854,962.19	23,126,330.38	26,818,126.52	92,532,269.90	0.00	505,061.75	175,202.35	0.00
PS	20,732,850.81	21,854,962.19	23,126,330.38	26,818,126.52	92,532,269.90	0.00	505,061.75	175,202.35	0.00
MOOE	0.00	0.00	0.00	0.00	0.00	0.00	0.00	0.00	0.00
FinEx	0.00	0.00	0.00	0.00	0.00	0.00	0.00	0.00	0.00
CO	0.00	0.00	0.00	0.00	0.00	0.00	0.00	0.00	0.00
III. Special Purpose Fund	35,728,665.10	10,227,757.79	26,281,499.68	60,499,040.21	132,736,962.78	0.00	1,492,546.78	2,477,225.44	0.00
General Administration and Support	35,728,665.10	10,227,757.79	12,506,145.85	51,170,432.42	109,633,001.16	0.00	1,320,470.59	2,328,263.25	0.00
General Management and Supervision	35,728,665.10	10,227,757.79	12,506,145.85	51,170,432.42	109,633,001.16	0.00	1,320,470.59	2,328,263.25	0.00
National Capital Region (NCR)	20,181,392.22	6,042,033.17	8,728,693.36	26,791,940.39	61,744,059.14	0.00	519,749.63	136,477.23	0.00
Central Office	19,475,549.81	6,042,033.17	8,444,486.60	25,422,545.76	59,384,615.34	0.00	519,748.43	136,477.23	0.00
PS	19,475,549.81	6,042,033.17	8,444,486.60	25,422,545.76	59,384,615.34	0.00	519,748.43	136,477.23	0.00
Regional Office - NCR	705,842.41	0.00	284,206.76	1,369,394.63	2,359,443.80	0.00	1.20	0.00	0.00
PS	705,842.41	0.00	284,206.76	1,369,394.63	2,359,443.80	0.00	1.20	0.00	0.00
Region I - Ilocos	755,307.00	156,069.17	0.00	634,000.00	1,545,376.17	0.00	0.83	0.00	0.00
Regional Office - I	755,307.00	156,069.17	0.00	634,000.00	1,545,376.17	0.00	0.83	0.00	0.00
PS	755,307.00	156,069.17	0.00	634,000.00	1,545,376.17	0.00	0.83	0.00	0.00
Cordillera Administrative Region (CAR)	847,807.00	0.00	330,905.80	3,035,907.78	4,214,620.58	0.00	131,271.42	0.00	0.00
Regional Office - CAR	847,807.00	0.00	330,905.80	3,035,907.78	4,214,620.58	0.00	131,271.42	0.00	0.00
PS	847,807.00	0.00	330,905.80	3,035,907.78	4,214,620.58	0.00	131,271.42	0.00	0.00
Region II - Cagayan Valley	4,239,379.10	276,505.69	1,051,706.83	240,278.41	5,807,870.03	0.00	35,292.11	6,133.86	0.00
Regional Office - II	4,239,379.10	276,505.69	1,051,706.83	240,278.41	5,807,870.03	0.00	35,292.11	6,133.86	0.00
PS	4,239,379.10	276,505.69	1,051,706.83	240,278.41	5,807,870.03	0.00	35,292.11	6,133.86	0.00

STATEMENT OF APPROPRIATIONS, ALLOTMENTS, OBLIGATIONS, DISBURSEMENTS AND BALANCES

As at the Quarter Ending December 31, 2024

Department : Department of Budget and Management (DBM)
 Agency/Entity : Office of the Secretary
 Region : ALL
 Division : ALL
 Operating Unit : ALL
 Fund Cluster : 01 - Regular Agency Fund

X	Current Year Appropriations
	Supplemental Appropriations
	Continuing Appropriations

(e.g. UACS Fund Cluster: 01-Regular Agency Fund, 02-Foreign Assisted Projects Fund, 03-Special Account-Locally Funded/Domestic Grants Fund, and 04-Special Account-Forei

Particulars	Current Year Disbursements					Balances			
	1st Quarter Ending March 31	2nd Quarter Ending June 30	3rd Quarter Ending September 30	4th Quarter Ending December 31	Total	Unreleased Appropriations	Unobligated Allotments	Unpaid Obligations (15-20)=(23+24)	
	16	17	18	19	20=(16+17+18+19)			21=(5-10)	22=(10-15)
Region III - Central Luzon	1,033,035.75	549,247.92	0.00	519,000.00	2,101,283.67	0.00	1.33	0.00	0.00
Regional Office - III	1,033,035.75	549,247.92	0.00	519,000.00	2,101,283.67	0.00	1.33	0.00	0.00
PS	1,033,035.75	549,247.92	0.00	519,000.00	2,101,283.67	0.00	1.33	0.00	0.00
Region IVA - CALABARZON	665,419.00	0.00	206,052.00	1,582,335.51	2,453,806.51	0.00	141,155.49	0.00	0.00
Regional Office - IVA	665,419.00	0.00	206,052.00	1,582,335.51	2,453,806.51	0.00	141,155.49	0.00	0.00
PS	665,419.00	0.00	206,052.00	1,582,335.51	2,453,806.51	0.00	141,155.49	0.00	0.00
Region IVB - MIMAROPA	806,137.00	149,101.75	352,753.11	99,485.88	1,407,477.74	0.00	3,761.26	0.00	0.00
Regional Office - IVB	806,137.00	149,101.75	352,753.11	99,485.88	1,407,477.74	0.00	3,761.26	0.00	0.00
PS	806,137.00	149,101.75	352,753.11	99,485.88	1,407,477.74	0.00	3,761.26	0.00	0.00
Region V - Bicol	689,858.00	340,734.29	21,163.00	1,775,597.49	2,827,352.78	0.00	2.22	0.00	0.00
Regional Office V	689,858.00	340,734.29	21,163.00	1,775,597.49	2,827,352.78	0.00	2.22	0.00	0.00
PS	689,858.00	340,734.29	21,163.00	1,775,597.49	2,827,352.78	0.00	2.22	0.00	0.00
Region VI - Western Visayas	806,118.17	575,714.05	234,451.74	899,021.75	2,515,305.71	0.00	14,883.35	17,614.94	0.00
Regional Office VI	806,118.17	575,714.05	234,451.74	899,021.75	2,515,305.71	0.00	14,883.35	17,614.94	0.00
PS	806,118.17	575,714.05	234,451.74	899,021.75	2,515,305.71	0.00	14,883.35	17,614.94	0.00
Region VII - Central Visayas	726,032.94	37,125.49	233,891.52	1,977,164.75	2,974,214.70	0.00	2.30	0.00	0.00
Regional Office VII	726,032.94	37,125.49	233,891.52	1,977,164.75	2,974,214.70	0.00	2.30	0.00	0.00
PS	726,032.94	37,125.49	233,891.52	1,977,164.75	2,974,214.70	0.00	2.30	0.00	0.00
Region VIII - Eastern Visayas	889,711.98	45,281.86	275,168.54	6,240,647.78	7,450,810.16	0.00	362,445.45	6,251.39	0.00
Regional Office VIII	889,711.98	45,281.86	275,168.54	6,240,647.78	7,450,810.16	0.00	362,445.45	6,251.39	0.00
PS	889,711.98	45,281.86	275,168.54	6,240,647.78	7,450,810.16	0.00	362,445.45	6,251.39	0.00
Region IX - Zamboanga Peninsula	738,294.00	0.00	170,280.64	401,932.01	1,310,506.65	0.00	230,175.35	0.00	0.00

STATEMENT OF APPROPRIATIONS, ALLOTMENTS, OBLIGATIONS, DISBURSEMENTS AND BALANCES
As at the Quarter Ending December 31, 2024

Department : Department of Budget and Management (DBM)
 Agency/Entity : Office of the Secretary
 Region : ALL
 Division : ALL
 Operating Unit : ALL
 Fund Cluster : 01 - Regular Agency Fund

X	Current Year Appropriations
	Supplemental Appropriations
	Continuing Appropriations

(e.g. UACS Fund Cluster: 01-Regular Agency Fund, 02-Foreign Assisted Projects Fund, 03-Special Account-Locally Funded/Domestic Grants Fund, and 04-Special Account-Forei

Particulars	Current Year Disbursements					Balances			
	1st Quarter Ending March 31	2nd Quarter Ending June 30	3rd Quarter Ending September 30	4th Quarter Ending December 31	Total	Unreleased Appropriations	Unobligated Allotments	Unpaid Obligations (15-20)=(23+24)	
	16	17	18	19	20=(16+17+18+19)			21=(5-10)	22=(10-16)
Regional Office IX	738,294.00	0.00	170,280.64	401,932.01	1,310,506.65	0.00	230,175.35	0.00	0.00
PS	738,294.00	0.00	170,280.64	401,932.01	1,310,506.65	0.00	230,175.35	0.00	0.00
Region X - Northern Mindanao	747,535.88	285,657.41	280,526.48	2,385,040.29	3,698,760.06	0.00	9,164.11	2,161,785.83	0.00
Regional Office X	747,535.88	285,657.41	280,526.48	2,385,040.29	3,698,760.06	0.00	9,164.11	2,161,785.83	0.00
PS	747,535.88	285,657.41	280,526.48	2,385,040.29	3,698,760.06	0.00	9,164.11	2,161,785.83	0.00
Region XI - Davao	715,695.62	276,962.31	284,287.95	450,018.63	1,726,964.51	0.00	2.49	0.00	0.00
Regional Office XI	715,695.62	276,962.31	284,287.95	450,018.63	1,726,964.51	0.00	2.49	0.00	0.00
PS	715,695.62	276,962.31	284,287.95	450,018.63	1,726,964.51	0.00	2.49	0.00	0.00
Region XII - SOCCSKSARGEN	851,038.00	224,050.75	336,264.88	972,300.59	2,383,654.22	0.00	0.78	0.00	0.00
Regional Office - XII	851,038.00	224,050.75	336,264.88	972,300.59	2,383,654.22	0.00	0.78	0.00	0.00
PS	851,038.00	224,050.75	336,264.88	972,300.59	2,383,654.22	0.00	0.78	0.00	0.00
Region XIII - CARAGA	1,035,903.44	1,269,273.93	0.00	3,165,761.16	5,470,938.53	0.00	2.47	0.00	0.00
Regional Office - XIII	1,035,903.44	1,269,273.93	0.00	3,165,761.16	5,470,938.53	0.00	2.47	0.00	0.00
PS	1,035,903.44	1,269,273.93	0.00	3,165,761.16	5,470,938.53	0.00	2.47	0.00	0.00
Sub-total, General Administration and Support	35,728,665.10	10,227,757.79	12,506,145.85	51,170,432.42	109,633,001.16	0.00	1,447,910.59	2,328,263.25	0.00
PS	35,728,665.10	10,227,757.79	12,506,145.85	51,170,432.42	109,633,001.16	0.00	1,447,910.59	2,328,263.25	0.00
Support to Operations	0.00	0.00	1,986,624.16	1,495,852.24	3,482,476.40	0.00	0.00	7,523.60	0.00
Legal services	0.00	0.00	613,568.64	584,177.13	1,197,745.77	0.00	0.00	1,254.23	0.00
National Capital Region (NCR)	0.00	0.00	613,568.64	584,177.13	1,197,745.77	0.00	0.00	1,254.23	0.00
Central Office	0.00	0.00	613,568.64	584,177.13	1,197,745.77	0.00	0.00	1,254.23	0.00
PS	0.00	0.00	613,568.64	584,177.13	1,197,745.77	0.00	0.00	1,254.23	0.00

STATEMENT OF APPROPRIATIONS, ALLOTMENTS, OBLIGATIONS, DISBURSEMENTS AND BALANCES
As at the Quarter Ending December 31, 2024

Department : Department of Budget and Management (DBM)
 Agency/Entity : Office of the Secretary
 Region : ALL
 Division : ALL
 Operating Unit : ALL
 Fund Cluster : 01 - Regular Agency Fund

X	Current Year Appropriations
	Supplemental Appropriations
	Continuing Appropriations

(e.g. UACS Fund Cluster: 01-Regular Agency Fund, 02-Foreign Assisted Projects Fund, 03-Special Account-Locally Funded/Domestic Grants Fund, and 04-Special Account-Forei

Particulars	Current Year Disbursements					Balances			
	1st Quarter Ending March 31	2nd Quarter Ending June 30	3rd Quarter Ending September 30	4th Quarter Ending December 31	Total	Unreleased Appropriations	Unobligated Allotments	Unpaid Obligations (15-20)=(23+24)	
	16	17	18	19	20=(16+17+18+19)			21=(5-10)	22=(10-15)
Information and communications technology systems services	0.00	0.00	758,420.52	320,760.29	1,079,180.81	0.00	0.00	2,819.19	0.00
National Capital Region (NCR)	0.00	0.00	758,420.52	320,760.29	1,079,180.81	0.00	0.00	2,819.19	0.00
Central Office	0.00	0.00	758,420.52	320,760.29	1,079,180.81	0.00	0.00	2,819.19	0.00
PS	0.00	0.00	758,420.52	320,760.29	1,079,180.81	0.00	0.00	2,819.19	0.00
Budget Information and Training Services	0.00	0.00	614,635.00	590,914.82	1,205,549.82	0.00	0.00	3,450.18	0.00
National Capital Region (NCR)	0.00	0.00	614,635.00	590,914.82	1,205,549.82	0.00	0.00	3,450.18	0.00
Central Office	0.00	0.00	614,635.00	590,914.82	1,205,549.82	0.00	0.00	3,450.18	0.00
PS	0.00	0.00	614,635.00	590,914.82	1,205,549.82	0.00	0.00	3,450.18	0.00
Sub-total, Support to Operations	0.00	0.00	1,986,624.16	1,495,852.24	3,482,476.40	0.00	0.00	7,523.60	0.00
PS	0.00	0.00	1,986,624.16	1,495,852.24	3,482,476.40	0.00	0.00	7,523.60	0.00
Operations	0.00	0.00	11,788,729.67	7,832,755.55	19,621,485.22	0.00	172,076.19	141,438.59	0.00
OO : Allocative efficiency and operational effectiveness enhanced	0.00	0.00	11,054,747.41	7,425,175.34	18,479,922.75	0.00	172,076.19	135,001.06	0.00
ORGANIZATIONAL AND PRODUCTIVITY ENHANCEMENT PROGRAM	0.00	0.00	1,528,973.23	758,073.52	2,287,046.75	0.00	0.00	13,953.25	0.00
Policy formulation, standards-setting and evaluation of management systems improvement and productivity enhancement initiatives	0.00	0.00	593,327.00	343,290.87	936,617.87	0.00	0.00	5,382.13	0.00
National Capital Region (NCR)	0.00	0.00	593,327.00	343,290.87	936,617.87	0.00	0.00	5,382.13	0.00
Central Office	0.00	0.00	593,327.00	343,290.87	936,617.87	0.00	0.00	5,382.13	0.00
PS	0.00	0.00	593,327.00	343,290.87	936,617.87	0.00	0.00	5,382.13	0.00

STATEMENT OF APPROPRIATIONS, ALLOTMENTS, OBLIGATIONS, DISBURSEMENTS AND BALANCES

As at the Quarter Ending December 31, 2024

Department : Department of Budget and Management (DBM)
 Agency/Entity : Office of the Secretary
 Region : ALL
 Division : ALL
 Operating Unit : ALL
 Fund Cluster : 01 - Regular Agency Fund

X	Current Year Appropriations
	Supplemental Appropriations
	Continuing Appropriations

(e.g. UACS Fund Cluster: 01-Regular Agency Fund, 02-Foreign Assisted Projects Fund, 03-Special Account-Locally Funded/Domestic Grants Fund, and 04-Special Account-Forei

Particulars	Current Year Disbursements					Balances			
	1st Quarter Ending March 31	2nd Quarter Ending June 30	3rd Quarter Ending September 30	4th Quarter Ending December 31	Total	Unreleased Appropriations	Unobligated Allotments	Unpaid Obligations (15-20)=(23+24)	
	16	17	18	19	20=(16+17+18+19)			21=(5-10)	22=(10-15)
Policy formulation, standards-setting, evaluation of organization and staffing modification, compensation, position classification and administration of the unified compensation and position classification system	0.00	0.00	935,646.23	414,782.65	1,350,428.88	0.00	0.00	8,571.12	0.00
National Capital Region (NCR)	0.00	0.00	935,646.23	414,782.65	1,350,428.88	0.00	0.00	8,571.12	0.00
Central Office	0.00	0.00	935,646.23	414,782.65	1,350,428.88	0.00	0.00	8,571.12	0.00
PS	0.00	0.00	935,646.23	414,782.65	1,350,428.88	0.00	0.00	8,571.12	0.00
BUDGET OPERATIONS AND PERFORMANCE MANAGEMENT PROGRAM	0.00	0.00	8,854,750.89	6,385,203.99	15,239,954.88	0.00	172,076.19	114,968.93	0.00
Policy formulation and standards-setting on budget preparation, execution, and accountability of the NGAs, GOCCs, SUCs and LGUs	0.00	0.00	839,334.66	234,163.28	1,073,497.94	0.00	0.00	11,502.06	0.00
National Capital Region (NCR)	0.00	0.00	839,334.66	234,163.28	1,073,497.94	0.00	0.00	11,502.06	0.00
Central Office	0.00	0.00	839,334.66	234,163.28	1,073,497.94	0.00	0.00	11,502.06	0.00
PS	0.00	0.00	839,334.66	234,163.28	1,073,497.94	0.00	0.00	11,502.06	0.00
Preparation, administration and review of the budget of National Government Agencies, GOCCs, SUCs, and LGUs; and policy formulation, standards-setting; and conduct of the results-based performance monitoring, evaluation and reporting	0.00	0.00	8,015,416.23	6,151,040.71	14,166,456.94	0.00	172,076.19	103,466.87	0.00
National Capital Region (NCR)	0.00	0.00	4,280,941.24	2,244,612.31	6,525,553.55	0.00	3.30	57,443.15	0.00
Central Office	0.00	0.00	3,906,146.06	2,121,408.31	6,027,554.37	0.00	2.48	57,443.15	0.00
PS	0.00	0.00	3,906,146.06	2,121,408.31	6,027,554.37	0.00	2.48	57,443.15	0.00

STATEMENT OF APPROPRIATIONS, ALLOTMENTS, OBLIGATIONS, DISBURSEMENTS AND BALANCES
As at the Quarter Ending December 31, 2024

Department : Department of Budget and Management (DBM)
 Agency/Entity : Office of the Secretary
 Region : ALL
 Division : ALL
 Operating Unit : ALL
 Fund Cluster : 01 - Regular Agency Fund
 (e.g. UACS Fund Cluster: 01-Regular Agency Fund, 02-Foreign Assisted Projects Fund, 03-Special Account-Localy Funded/Domestic Grants Fund, and 04-Special Account-Forei

X	Current Year Appropriations
	Supplemental Appropriations
	Continuing Appropriations

Particulars	Current Year Disbursements					Balances				
	1st Quarter Ending March 31	2nd Quarter Ending June 30	3rd Quarter Ending September 30	4th Quarter Ending December 31	Total	Unreleased Appropriations	Unobligated Allotments	Unpaid Obligations (15-20)=(23+24)		
	16	17	18	19	20=(16+17+18+19)			21=(5-10)	22=(10-15)	Due and Demandable 23
Regional Office - NCR	0.00	0.00	374,795.18	123,204.00	497,999.18	0.00	0.82	0.00	0.00	
PS	0.00	0.00	374,795.18	123,204.00	497,999.18	0.00	0.82	0.00	0.00	
Region I - Ilocos	0.00	0.00	0.00	435,000.00	435,000.00	0.00	0.00	0.00	0.00	
Regional Office - I	0.00	0.00	0.00	435,000.00	435,000.00	0.00	0.00	0.00	0.00	
PS	0.00	0.00	0.00	435,000.00	435,000.00	0.00	0.00	0.00	0.00	
Cordillera Administrative Region (CAR)	0.00	0.00	431,053.64	192,378.54	623,432.18	0.00	3,567.82	0.00	0.00	
Regional Office - CAR	0.00	0.00	431,053.64	192,378.54	623,432.18	0.00	3,567.82	0.00	0.00	
PS	0.00	0.00	431,053.64	192,378.54	623,432.18	0.00	3,567.82	0.00	0.00	
Region II - Cagayan Valley	0.00	0.00	352,456.62	110,358.16	462,814.78	0.00	62,161.50	46,023.72	0.00	
Regional Office - II	0.00	0.00	352,456.62	110,358.16	462,814.78	0.00	62,161.50	46,023.72	0.00	
PS	0.00	0.00	352,456.62	110,358.16	462,814.78	0.00	62,161.50	46,023.72	0.00	
Region III - Central Luzon	0.00	0.00	0.00	705,000.00	705,000.00	0.00	0.00	0.00	0.00	
Regional Office - III	0.00	0.00	0.00	705,000.00	705,000.00	0.00	0.00	0.00	0.00	
PS	0.00	0.00	0.00	705,000.00	705,000.00	0.00	0.00	0.00	0.00	
Region IVA - CALABARZON	0.00	0.00	269,536.00	22,182.74	291,718.74	0.00	78,281.26	0.00	0.00	
Regional Office - IVA	0.00	0.00	269,536.00	22,182.74	291,718.74	0.00	78,281.26	0.00	0.00	
PS	0.00	0.00	269,536.00	22,182.74	291,718.74	0.00	78,281.26	0.00	0.00	
Region IVB - MIMAROPA	0.00	0.00	253,892.11	236,107.66	489,999.77	0.00	0.23	0.00	0.00	
Regional Office - IVB	0.00	0.00	253,892.11	236,107.66	489,999.77	0.00	0.23	0.00	0.00	
PS	0.00	0.00	253,892.11	236,107.66	489,999.77	0.00	0.23	0.00	0.00	
Region V - Bicol	0.00	0.00	29,432.00	374,568.00	404,000.00	0.00	0.00	0.00	0.00	
Regional Office V	0.00	0.00	29,432.00	374,568.00	404,000.00	0.00	0.00	0.00	0.00	

STATEMENT OF APPROPRIATIONS, ALLOTMENTS, OBLIGATIONS, DISBURSEMENTS AND BALANCES
As at the Quarter Ending December 31, 2024

Department : Department of Budget and Management (DBM)
 Agency/Entity : Office of the Secretary
 Region : ALL
 Division : ALL
 Operating Unit : ALL
 Fund Cluster : 01 - Regular Agency Fund

X	Current Year Appropriations
	Supplemental Appropriations
	Continuing Appropriations

(e.g. UACS Fund Cluster: 01-Regular Agency Fund, 02-Foreign Assisted Projects Fund, 03-Special Account-Locally Funded/Domestic Grants Fund, and 04-Special Account-Forei

Particulars	Current Year Disbursements					Balances			
	1st Quarter Ending March 31	2nd Quarter Ending June 30	3rd Quarter Ending September 30	4th Quarter Ending December 31	Total	Unreleased Appropriations	Unobligated Allotments	Unpaid Obligations (15-20)=(23+24)	
	16	17	18	19	20=(16+17+18+19)			21=(5-10)	22=(10-15)
PS	0.00	0.00	29,432.00	374,568.00	404,000.00	0.00	0.00	0.00	0.00
Region VI - Western Visayas	0.00	0.00	432,747.44	185,252.56	618,000.00	0.00	0.00	0.00	0.00
Regional Office VI	0.00	0.00	432,747.44	185,252.56	618,000.00	0.00	0.00	0.00	0.00
PS	0.00	0.00	432,747.44	185,252.56	618,000.00	0.00	0.00	0.00	0.00
Region VII - Central Visayas	0.00	0.00	310,040.90	111,958.00	421,998.90	0.00	1.10	0.00	0.00
Regional Office VII	0.00	0.00	310,040.90	111,958.00	421,998.90	0.00	1.10	0.00	0.00
PS	0.00	0.00	310,040.90	111,958.00	421,998.90	0.00	1.10	0.00	0.00
Region VIII - Eastern Visayas	0.00	0.00	365,210.54	238,789.46	604,000.00	0.00	0.00	0.00	0.00
Regional Office VIII	0.00	0.00	365,210.54	238,789.46	604,000.00	0.00	0.00	0.00	0.00
PS	0.00	0.00	365,210.54	238,789.46	604,000.00	0.00	0.00	0.00	0.00
Region IX - Zamboanga Peninsula	0.00	0.00	157,834.20	255,814.22	413,648.42	0.00	351.58	0.00	0.00
Regional Office IX	0.00	0.00	157,834.20	255,814.22	413,648.42	0.00	351.58	0.00	0.00
PS	0.00	0.00	157,834.20	255,814.22	413,648.42	0.00	351.58	0.00	0.00
Region X - Northern Mindanao	0.00	0.00	371,427.42	112,864.49	484,291.91	0.00	27,708.09	0.00	0.00
Regional Office X	0.00	0.00	371,427.42	112,864.49	484,291.91	0.00	27,708.09	0.00	0.00
PS	0.00	0.00	371,427.42	112,864.49	484,291.91	0.00	27,708.09	0.00	0.00
Region XI - Davao	0.00	0.00	364,721.24	180,277.46	544,998.70	0.00	1.30	0.00	0.00
Regional Office XI	0.00	0.00	364,721.24	180,277.46	544,998.70	0.00	1.30	0.00	0.00
PS	0.00	0.00	364,721.24	180,277.46	544,998.70	0.00	1.30	0.00	0.00
Region XII - SOCCSKSARGEN	0.00	0.00	396,122.88	147,877.11	543,999.99	0.00	0.01	0.00	0.00
Regional Office - XII	0.00	0.00	396,122.88	147,877.11	543,999.99	0.00	0.01	0.00	0.00
PS	0.00	0.00	396,122.88	147,877.11	543,999.99	0.00	0.01	0.00	0.00

STATEMENT OF APPROPRIATIONS, ALLOTMENTS, OBLIGATIONS, DISBURSEMENTS AND BALANCES
As at the Quarter Ending December 31, 2024

Department : Department of Budget and Management (DBM)
 Agency/Entity : Office of the Secretary
 Region : ALL
 Division : ALL
 Operating Unit : ALL
 Fund Cluster : 01 - Regular Agency Fund

X	Current Year Appropriations
	Supplemental Appropriations
	Continuing Appropriations

(e.g. UACS Fund Cluster: 01-Regular Agency Fund, 02-Foreign Assisted Projects Fund, 03-Special Account-Locally Funded/Domestic Grants Fund, and 04-Special Account-Forei

Particulars	Current Year Disbursements					Balances			
	1st Quarter Ending March 31	2nd Quarter Ending June 30	3rd Quarter Ending September 30	4th Quarter Ending December 31	Total	Unreleased Appropriations	Unobligated Allotments	Unpaid Obligations (15-20)=(23+24)	
	16	17	18	19	20=(16+17+18+19)			21=(5-10)	22=(10-15)
Region XIII - CARAGA	0.00	0.00	0.00	598,000.00	598,000.00	0.00	0.00	0.00	0.00
Regional Office - XIII	0.00	0.00	0.00	598,000.00	598,000.00	0.00	0.00	0.00	0.00
PS	0.00	0.00	0.00	598,000.00	598,000.00	0.00	0.00	0.00	0.00
LOCAL EXPENDITURE MANAGEMENT POLICY DEVELOPMENT PROGRAM	0.00	0.00	671,023.29	281,897.83	952,921.12	0.00	0.00	6,078.88	0.00
Promulgate Public Expenditure Management (PEM) policies and practices in LGUS	0.00	0.00	671,023.29	281,897.83	952,921.12	0.00	0.00	6,078.88	0.00
National Capital Region (NCR)	0.00	0.00	671,023.29	281,897.83	952,921.12	0.00	0.00	6,078.88	0.00
Central Office	0.00	0.00	671,023.29	281,897.83	952,921.12	0.00	0.00	6,078.88	0.00
PS	0.00	0.00	671,023.29	281,897.83	952,921.12	0.00	0.00	6,078.88	0.00
OO : Budget Improved through sustainable fiscal discipline and fiscal openness	0.00	0.00	733,982.26	407,580.21	1,141,562.47	0.00	0.00	6,437.53	0.00
FISCAL DISCIPLINE AND OPENNESS PROGRAM	0.00	0.00	733,982.26	407,580.21	1,141,562.47	0.00	0.00	6,437.53	0.00
Formulation and preparation of fiscal, expenditure, and reform frameworks to link the budget with the national development goals, and development and promotion of fiscal transparency and participation standards and strategies	0.00	0.00	733,982.26	407,580.21	1,141,562.47	0.00	0.00	6,437.53	0.00
National Capital Region (NCR)	0.00	0.00	733,982.26	407,580.21	1,141,562.47	0.00	0.00	6,437.53	0.00
Central Office	0.00	0.00	733,982.26	407,580.21	1,141,562.47	0.00	0.00	6,437.53	0.00
PS	0.00	0.00	733,982.26	407,580.21	1,141,562.47	0.00	0.00	6,437.53	0.00
Sub-total, Operations	0.00	0.00	11,788,729.67	7,832,755.55	19,621,485.22	0.00	172,076.19	141,438.59	0.00

STATEMENT OF APPROPRIATIONS, ALLOTMENTS, OBLIGATIONS, DISBURSEMENTS AND BALANCES
As at the Quarter Ending December 31, 2024

Department : Department of Budget and Management (DBM)
 Agency/Entity : Office of the Secretary
 Region : ALL
 Division : ALL
 Operating Unit : ALL
 Fund Cluster : 01 - Regular Agency Fund

X	Current Year Appropriations
	Supplemental Appropriations
	Continuing Appropriations


(e.g. UACS Fund Cluster: 01-Regular Agency Fund, 02-Foreign Assisted Projects Fund, 03-Special Account-Locally Funded/Domestic Grants Fund, and 04-Special Account-Forei

Particulars	Current Year Disbursements					Balances			
	1st Quarter Ending March 31	2nd Quarter Ending June 30	3rd Quarter Ending September 30	4th Quarter Ending December 31	Total	Unreleased Appropriations	Unobligated Allotments	Unpaid Obligations (15-20)=(23+24)	
	16	17	18	19	20=(16+17+18+19)			21=(5-10)	22=(10-15)
PS	0.00	0.00	11,788,729.67	7,832,755.55	19,621,485.22	0.00	172,076.19	141,438.59	0.00
Sub-total, III. Special Purpose Fund	35,728,665.10	10,227,757.79	26,281,499.68	60,499,040.21	132,736,962.78	0.00	1,492,546.78	2,477,225.44	0.00
PS	35,728,665.10	10,227,757.79	26,281,499.68	60,499,040.21	132,736,962.78	0.00	1,492,546.78	2,477,225.44	0.00
GRAND TOTAL	348,912,885.61	492,541,514.11	443,236,442.84	708,445,423.57	1,993,136,266.13	0.00	237,949,263.50	156,439,304.81	224,753,434.56
PS	263,433,761.17	312,414,114.25	271,150,356.04	413,001,414.16	1,259,999,645.62	0.00	4,577,385.71	10,667,237.67	0.00
MOOE	80,259,440.73	133,240,708.42	169,594,349.17	190,803,335.57	573,897,833.89	0.00	204,710,333.31	135,476,150.27	220,838,903.53
CO	5,219,683.71	46,886,691.44	2,491,737.63	104,640,673.84	159,238,786.62	0.00	28,661,544.48	10,295,916.87	3,914,531.03
BUDGET OPERATIONS AND PERFORMANCE MANAGEMENT PROGRAM	85,840,636.53	109,429,811.78	83,712,860.95	103,764,743.56	382,748,052.82	0.00	3,632,478.77	1,604,059.41	14,154,522.00
FISCAL DISCIPLINE AND OPENNESS PROGRAM	6,615,546.57	12,311,756.68	8,692,979.25	11,793,468.77	39,413,751.27	0.00	28,018,289.96	2,729,373.77	41,943,450.00
LOCAL EXPENDITURE MANAGEMENT POLICY DEVELOPMENT PROGRAM	4,599,618.77	8,289,977.37	5,142,445.84	8,105,229.37	26,137,271.35	0.00	712,057.61	49,482.04	0.00
ORGANIZATIONAL AND PRODUCTIVITY ENHANCEMENT PROGRAM	10,961,454.00	14,731,459.61	11,413,966.94	16,204,467.76	53,311,348.31	0.00	362,033.39	194,701.30	0.00


This report was generated using the Unified Reporting System (URS) on January 28, 2025 5:31 PM

Page 11 of 11

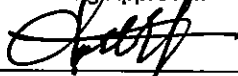
Certified Correct:


 LAARNI JUDZY BULL
 Chief Administrative Officer


Certified Correct:


 JEFFREY M. GALARPE
 Chief Accountant

Recommending Approval:


 DANTE B. DE CHAVEZ
 Director IV, Finance Service

Approved by:


 RAMON VICENTE B. ASUNCION
 Assistant Secretary
 Internal Management Group