

QUARTERLY REPORT OF REVENUE AND OTHER RECEIPTS

As at the Quarter Ending June 30, 2023


Department : Department of Budget and Management (DBM)
 Agency/Entity : Office of the Secretary
 Region : ALL
 Division : ALL
 Operating Unit : ALL
 Fund Cluster : 01 - Regular Agency Fund


(e.g. UACS Fund Cluster: 01-Regular Agency Fund, 02-Foreign Assisted Projects Fund, 03-Special Account-Locally Funded/ Domestic Grants Fund, 04-Special Account-Foreign Assisted/Foreign Grants Fund, 05-Internally Generated Funds, 06-Business Related Funds and 07-Trust Receipts)


| Classification/Sources of Revenue and Other Receipts | UACS Code | REVENUE TARGET (Annual) per BESF | Actual Revenue and Other Receipts Collections | | | | | Cumulative Remittance/Deposits to Date | | | Variance | | Remarks |
|--|------------|----------------------------------|---|--------------|-------------|-------------|------------------|--|---------------------|--------------|--------------|-----------|--|
| | | | 1st Quarter | 2nd Quarter | 3rd Quarter | 4th Quarter | Total | Remittance to BTr | Deposited with AGDB | Total | Amount | % | |
| 1 | 2 | 3 | 4 | 5 | 6 | 7 | 8=[(6+(-)7)-8+9] | 9 | 10 | 11=(9+10) | 12=(8-3) | 13=(12/3) | 14 |
| A. Regular Agency Fund (Fund Cluster Code 01) | | 0.00 | 2,232,990.63 | 1,981,355.25 | 0.00 | 0.00 | 4,214,345.88 | 4,214,345.88 | 0.00 | 4,214,345.88 | 4,214,345.88 | 0 % | |
| A.1. Revenue Collections | | 0.00 | 1,343,284.86 | 48,880.02 | 0.00 | 0.00 | 1,392,164.88 | 1,392,164.88 | 0.00 | 1,392,164.88 | 1,392,164.88 | 0 % | |
| A.1.1. Cash Revenue | | 0.00 | 1,342,020.22 | 33,237.40 | 0.00 | 0.00 | 1,375,257.62 | 1,375,257.62 | 0.00 | 1,375,257.62 | 1,375,257.62 | 0 % | |
| Non-Tax | | 0.00 | 1,342,020.22 | 33,237.40 | 0.00 | 0.00 | 1,375,257.62 | 1,375,257.62 | 0.00 | 1,375,257.62 | 1,375,257.62 | 0 % | |
| Other Gains | 4050199000 | 0.00 | 3,655.22 | 7,404.66 | 0.00 | 0.00 | 11,059.88 | 11,059.88 | 0.00 | 11,059.88 | 11,059.88 | 0 % | Sale of valueless record |
| Sale of Unserviceable Property | 4060102000 | 0.00 | 1,338,365.00 | 6,963.07 | 0.00 | 0.00 | 1,345,328.07 | 1,345,328.07 | 0.00 | 1,345,328.07 | 1,345,328.07 | 0 % | |
| Proceeds from Insurance/Indemnities | 4060901000 | 0.00 | 0.00 | 18,869.67 | 0.00 | 0.00 | 18,869.67 | 18,869.67 | 0.00 | 18,869.67 | 18,869.67 | 0 % | OR 8102798 dated May 12, 2023. Insurance of one (1) unit lost laptop |
| A.1.2. Non-Cash Revenue | | 0.00 | 1,264.64 | 15,642.62 | 0.00 | 0.00 | 16,907.26 | 16,907.26 | 0.00 | 16,907.26 | 16,907.26 | 0 % | |
| Non-Tax | | 0.00 | 195.33 | 96.23 | 0.00 | 0.00 | 291.56 | 291.56 | 0.00 | 291.56 | 291.56 | 0 % | |
| Interest on NG Deposits | 4020221001 | 0.00 | 195.33 | 96.23 | 0.00 | 0.00 | 291.56 | 291.56 | 0.00 | 291.56 | 291.56 | 0 % | |
| Collections effected through outright deductions from claims | | 0.00 | 1,069.31 | 15,546.39 | 0.00 | 0.00 | 16,615.70 | 16,615.70 | 0.00 | 16,615.70 | 16,615.70 | 0 % | |
| Miscellaneous Income | 4060999000 | 0.00 | 1,069.31 | 15,546.39 | 0.00 | 0.00 | 16,615.70 | 16,615.70 | 0.00 | 16,615.70 | 16,615.70 | 0 % | Liquidated Damages |
| A.2. Non-Revenue Collections/Other Receipts | | 0.00 | 889,705.77 | 1,932,475.23 | 0.00 | 0.00 | 2,822,181.00 | 2,822,181.00 | 0.00 | 2,822,181.00 | 2,822,181.00 | 0 % | |
| A.2.1. Cash Receipts | | 0.00 | 388,154.17 | 1,538,781.85 | 0.00 | 0.00 | 1,926,936.02 | 1,926,936.02 | 0.00 | 1,926,936.02 | 1,926,936.02 | 0 % | |
| Others | | 0.00 | 388,154.17 | 1,538,781.85 | 0.00 | 0.00 | 1,926,936.02 | 1,926,936.02 | 0.00 | 1,926,936.02 | 1,926,936.02 | 0 % | |
| Petty Cash | 1010102000 | 0.00 | 11,912.51 | 22,810.00 | 0.00 | 0.00 | 34,722.51 | 34,722.51 | 0.00 | 34,722.51 | 34,722.51 | 0 % | |
| Due from Officers and Employees | 1030502000 | 0.00 | 27,932.86 | 0.00 | 0.00 | 0.00 | 27,932.86 | 27,932.86 | 0.00 | 27,932.86 | 27,932.86 | 0 % | |
| Advances for Special Disbursing Officer | 1990103000 | 0.00 | 28,336.46 | 46,184.37 | 0.00 | 0.00 | 74,520.83 | 74,520.83 | 0.00 | 74,520.83 | 74,520.83 | 0 % | |
| Pag-IBIG Premium | 2020103001 | 0.00 | 200.00 | 3,000.00 | 0.00 | 0.00 | 3,200.00 | 3,200.00 | 0.00 | 3,200.00 | 3,200.00 | 0 % | |
| Due to PhilHealth | 2020104000 | 0.00 | 137.50 | 0.00 | 0.00 | 0.00 | 137.50 | 137.50 | 0.00 | 137.50 | 137.50 | 0 % | |
| Other Payables | 2999999000 | 0.00 | 13,617.00 | 0.00 | 0.00 | 0.00 | 13,617.00 | 13,617.00 | 0.00 | 13,617.00 | 13,617.00 | 0 % | |
| Basic Salary - Civilian | 5010101001 | 0.00 | 37,405.74 | 0.00 | 0.00 | 0.00 | 37,405.74 | 37,405.74 | 0.00 | 37,405.74 | 37,405.74 | 0 % | |
| Traveling Expenses - Local | 5020101000 | 0.00 | 2,277.27 | 61,853.00 | 0.00 | 0.00 | 64,130.27 | 64,130.27 | 0.00 | 64,130.27 | 64,130.27 | 0 % | |
| Traveling Expenses - Foreign | 5020102000 | 0.00 | 46,887.32 | 386,959.16 | 0.00 | 0.00 | 433,846.48 | 433,846.48 | 0.00 | 433,846.48 | 433,846.48 | 0 % | |
| Training Expenses | 5020201002 | 0.00 | 197,205.73 | 310,041.44 | 0.00 | 0.00 | 507,247.17 | 507,247.17 | 0.00 | 507,247.17 | 507,247.17 | 0 % | |
| Other Supplies and Materials Expenses | 5020399000 | 0.00 | 9.00 | 0.00 | 0.00 | 0.00 | 9.00 | 9.00 | 0.00 | 9.00 | 9.00 | 0 % | |
| Representation Expenses | 5029903000 | 0.00 | 17,473.48 | 443,978.10 | 0.00 | 0.00 | 461,451.58 | 461,451.58 | 0.00 | 461,451.58 | 461,451.58 | 0 % | |

| Classification/Sources of Revenue and Other Receipts | UACS Code | REVENUE TARGET (Annual) per BESF | Actual Revenue and Other Receipts Collections | | | | | Cumulative Remittance/Deposits to Date | | | Variance | | Remarks |
|--|------------|----------------------------------|---|---------------------|-------------|-------------|---------------------|--|---------------------|---------------------|---------------------|------------|---------|
| | | | 1st Quarter | 2nd Quarter | 3rd Quarter | 4th Quarter | Total | Remittance to BTR | Deposited with AGDB | Total | Amount | % | |
| 1 | 2 | 3 | 4 | 5 | 6 | 7 | 8={6+(-17)-8+9} | 9 | 10 | 11=(9+10) | 12=(8-3) | 13=(12/3) | 14 |
| Other Maintenance and Operating Expenses | 5029999000 | 0.00 | 4,759.30 | 263,955.78 | 0.00 | 0.00 | 268,715.08 | 268,715.08 | 0.00 | 268,715.08 | 268,715.08 | 0 % | |
| A.2.2. Non-Cash Receipts | | 0.00 | 501,551.60 | 393,693.38 | 0.00 | 0.00 | 895,244.98 | 895,244.98 | 0.00 | 895,244.98 | 895,244.98 | 0 % | |
| Collections effected through outright deductions from claims | | 0.00 | 501,551.60 | 393,693.38 | 0.00 | 0.00 | 895,244.98 | 895,244.98 | 0.00 | 895,244.98 | 895,244.98 | 0 % | |
| Due from Officers and Employees | 1030502000 | 0.00 | 501,551.60 | 393,693.38 | 0.00 | 0.00 | 895,244.98 | 895,244.98 | 0.00 | 895,244.98 | 895,244.98 | 0 % | |
| GRAND TOTAL | | 0.00 | 2,232,990.63 | 1,981,355.25 | 0.00 | 0.00 | 4,214,345.88 | 4,214,345.88 | 0.00 | 4,214,345.88 | 4,214,345.88 | 0 % | |

This report was generated using the Unified Reporting System on July 16, 2023 3:53 PM;

Certified Correct

 JEFFREY M. CALARPE
 CHIEF ACCOUNTANT
 Date: 07/19/23

Recommending Approval

 DANTE B. DE CHAVEZ
 DIRECTOR IV, FINANCE SERVICE
 Date: 07/20/23

Approved By

 ACHILLES GERARD C. BRAVO
 ASSISTANT SECRETARY
 Date:

QUARTERLY REPORT OF REVENUE AND OTHER RECEIPTS

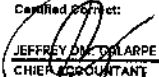
As at the Quarter Ending June 30, 2023


Department : Department of Budget and Management (DBM)
 Agency/Entity : Office of the Secretary
 Region : ALL
 Division : ALL
 Operating Unit : ALL
 Fund Cluster : 07 - Trust Receipts ✓


(e.g. UACS Fund Cluster: 01-Regular Agency Fund, 02-Foreign Assisted Projects Fund, 03-Special Account-Locally Funded/ Domestic Grants Fund, 04-Special Account-Foreign Assisted/Foreign Grants Fund, 05-Internally Generated Funds, 06-Business Related Funds and 07-Trust Receipts)

| Classification/Sources of Revenue and Other Receipts | UACS Code | REVENUE TARGET (Annual) per BESF | Actual Revenue and Other Receipts Collections | | | | | Cumulative Remittance/Deposits to Date | | | Variance | | Remarks |
|---|-----------|----------------------------------|---|-------------------|-------------|-------------|-------------------|--|---------------------|-------------------|-------------------|------------|---------|
| | | | 1st Quarter | 2nd Quarter | 3rd Quarter | 4th Quarter | Total | Remittance to BTr | Deposited with AGDB | Total | Amount | % | |
| 1 | 2 | 3 | 4 | 5 | 6 | 7 | 8=[6+(-)7]-8+0 | 9 | 10 | 11=(9+10) | 12=(8-3) | 13=(12/3) | 14 |
| G. Trust Receipts (Fund Cluster Code 07) | | 0.00 | 213,378.16 | 279,700.00 | 0.00 | 0.00 | 493,078.16 | 400,178.16 | 92,900.00 | 493,078.16 | 493,078.16 | 0 % | |
| G.2. Other Trust Receipts Deposited with the National Treasury | | 0.00 | 150,178.16 | 250,000.00 | 0.00 | 0.00 | 400,178.16 | 400,178.16 | 0.00 | 400,178.16 | 400,178.16 | 0 % | |
| Performance bond | | 0.00 | 96,178.16 | 0.00 | 0.00 | 0.00 | 96,178.16 | 96,178.16 | 0.00 | 96,178.16 | 96,178.16 | 0 % | |
| Proceeds from sale of bid documents | | 0.00 | 54,000.00 | 250,000.00 | 0.00 | 0.00 | 304,000.00 | 304,000.00 | 0.00 | 304,000.00 | 304,000.00 | 0 % | |
| G.3. Trust Receipts Deposited with Authorized Government Depository | | 0.00 | 63,200.00 | 29,700.00 | 0.00 | 0.00 | 92,900.00 | 0.00 | 92,900.00 | 92,900.00 | 92,900.00 | 0 % | |
| Accommodation Fees - DBM Secretary's Cottage | | 0.00 | 63,200.00 | 29,700.00 | 0.00 | 0.00 | 92,900.00 | 0.00 | 92,900.00 | 92,900.00 | 92,900.00 | 0 % | |
| GRAND TOTAL | | 0.00 | 213,378.16 | 279,700.00 | 0.00 | 0.00 | 493,078.16 | 400,178.16 | 92,900.00 | 493,078.16 | 493,078.16 | 0 % | |

This report was generated using the Unified Reporting System on July 19, 2023 9:09 AM;

Certified Accountant:

 JEFFREY M. DELARPE
 CHIEF ACCOUNTANT
 Date: 07/19/23

Recommending Approval:

 DANTE B. DE CHAVEZ
 DIRECTOR IV, FINANCE SERVICE
 Date: 07/18/23

Approved By:

 ACHILLES GERARD C. BRAVO
 ASSISTANT SECRETARY
 Date: