



REPUBLIC OF THE PHILIPPINES  
DEPARTMENT OF BUDGET AND MANAGEMENT  
GENERAL SOLANO STREET, SAN MIGUEL, MANILA

ANNEX "A"

**MONTHLY REPORT OF DISBURSEMENT**

Fund 01 - Regular Fund  
As of December 31, 2023

PERIOD COVERED	NCA Received	Add: Balance from Previous Month	Monthly Available NCA	Tax Remittance Advice (TRA)	Notice of Transfer of Allocation Received			Total Disbursement Authorities Available	Net Disbursements	Other Non-Cash Disbursements	Other Adjustments	Lapsed NCA	Month-End NCA Balance	% of Net Disbursements Vs. Total Disbursement Authorities
					Received	Issued	Net							
	(a)	(b)	(c)= a+b	(d)	(e)	(f)	(g)= e-f	(h)= c+d+g	(i)	(j)	(k)	(l)	(m) = h-i+j+k-l	(n) = i ÷ h
January	172,731,173.00	0.00	172,731,173.00	10,285,927.76	0.00		0.00	183,017,100.76	177,228,363.83	0.00	0.00	0.00	5,788,736.93	96.84%
February	127,014,321.00	5,788,736.93	132,803,057.93	8,356,877.91	408,834.00	408,834.00	0.00	141,159,935.84	128,514,475.77	0.00	353,499.30	0.00	12,998,959.37	91.04%
March	99,573,000.00	12,998,959.37	112,571,959.37	8,755,402.83	2,343,461.00	2,343,461.00	0.00	121,327,362.20	119,689,791.02	0.00	(353,499.30)	1,284,071.88	(0.00)	98.65%
<b>1st Qtr Balance</b>	<b>399,318,494.00</b>	<b>12,998,959.37</b>	<b>112,571,959.37</b>	<b>27,398,208.50</b>	<b>2,752,295.00</b>	<b>2,752,295.00</b>	<b>0.00</b>	<b>426,716,702.50</b>	<b>425,432,630.62</b>	<b>0.00</b>	<b>0.00</b>	<b>1,284,071.88</b>	<b>(0.00)</b>	<b>99.70%</b>
April	242,900,602.00	0.00	242,900,602.00	12,980,024.66	2,336,750.74	2,336,750.74	0.00	255,880,626.66	148,138,976.37	51.00	0.00	0.00	107,741,701.29	57.89%
May	142,242,000.00	107,741,701.29	249,983,701.29	12,355,613.15	0.00	0.00	0.00	262,339,314.44	237,833,564.32	72.90	0.00	0.00	24,505,823.02	90.66%
June	104,597,821.00	24,505,823.02	129,103,644.02	8,667,276.85	5,064,182.33	5,064,182.33	0.00	137,770,920.87	125,279,420.16	0.00	0.00	12,491,500.71	0.00	90.93%
<b>2nd Qtr Balance</b>	<b>489,740,423.00</b>	<b>24,505,823.02</b>	<b>129,103,644.02</b>	<b>34,002,914.66</b>	<b>7,400,933.07</b>	<b>7,400,933.07</b>	<b>0.00</b>	<b>523,743,337.66</b>	<b>511,251,960.85</b>	<b>123.90</b>	<b>0.00</b>	<b>12,491,500.71</b>	<b>0.00</b>	<b>97.61%</b>
July	192,852,670.00	0.00	192,852,670.00	8,806,511.37	2,579,864.00	2,579,864.00	0.00	201,659,181.37	170,991,262.23	0.00	26,691.82	0.00	30,694,610.96	84.79%
August	90,995,082.45	30,694,610.96	121,689,693.42	8,444,915.43	2,237,980.00	2,237,980.00	0.00	130,134,608.85	106,104,412.62	0.00	0.00	0.00	24,030,196.23	81.53%
September	95,775,676.00	24,030,196.23	119,805,872.23	8,752,126.17	659,737.00	659,737.00	0.00	128,557,998.40	119,405,831.03	0.00	(418,258.76)	8,733,908.61	0.00	92.88%
<b>3rd Qtr Balance</b>	<b>379,623,428.46</b>	<b>24,030,196.23</b>	<b>434,348,235.65</b>	<b>26,003,552.97</b>	<b>5,477,581.00</b>	<b>5,477,581.00</b>	<b>0.00</b>	<b>405,626,981.43</b>	<b>396,501,505.88</b>	<b>0.00</b>	<b>(391,566.94)</b>	<b>8,733,908.61</b>	<b>0.00</b>	<b>97.75%</b>
October	215,967,000.00	0.00	215,967,000.00	14,374,498.86	7,456,432.00	7,456,432.00	0.00	230,341,498.86	222,334,884.43	807.30	0.00	0.00	8,007,421.73	96.52%
November	167,316,598.00	8,007,421.73	175,324,019.73	8,131,998.44	0.00	0.00	0.00	183,456,018.17	175,496,219.12	39.90	0.00	0.00	7,959,838.95	95.66%
December	278,444,989.00	7,959,838.95	286,404,827.95	21,271,173.95	18,267,353.00	18,267,353.00	0.00	307,676,001.90	297,846,232.00	116.87	4,301.10	9,834,187.87	(0.00)	96.81%
<b>4th Qtr Balance</b>	<b>661,728,587.00</b>	<b>7,959,838.95</b>	<b>677,695,847.68</b>	<b>43,777,671.25</b>	<b>25,723,785.00</b>	<b>25,723,785.00</b>	<b>0.00</b>	<b>705,506,258.25</b>	<b>695,677,335.55</b>	<b>964.07</b>	<b>4,301.10</b>	<b>9,834,187.87</b>	<b>(0.00)</b>	<b>98.61%</b>
<b>Total</b>	<b>1,930,410,932.46</b>	<b>69,494,817.57</b>	<b>1,353,719,686.72</b>	<b>131,182,347.38</b>	<b>41,354,594.07</b>	<b>41,354,594.07</b>	<b>0.00</b>	<b>2,061,593,279.84</b>	<b>2,028,863,432.90</b>	<b>1,087.97</b>	<b>(387,265.84)</b>	<b>32,343,669.07</b>	<b>(0.00)</b>	<b>98.41%</b>



REPUBLIC OF THE PHILIPPINES  
DEPARTMENT OF BUDGET AND MANAGEMENT  
GENERAL SOLANO STREET, SAN MIGUEL, MANILA

ANNEX "A-I"

	Month-End NCA Balance as of November 2023	NCA Received for the month of December 2023	NTA Received / (Issued)	TRA	Total Disbursement Authorities Available as of December 31, 2023	Net-Disbursements for the month of December 2023	Other Non-Cash Disbursements	Other Adjustments for the month of December 2023	Lapsed NCA	Balance of Disbursement Authorities as at date
	(a)	(b)	(c)	(d)	(e)= a+b+c+d	(f)	(g)	(h)	(i)	(j)= e-f+g+h-i
Central Office	₱ 7,685.36	₱ 229,177,027.00	₱ 18,267,353.00	₱ 16,213,479.40	₱ 227,130,838.76	₱ 221,733,535.04	₱ -	₱ -	₱ 5,397,303.72	₱ 0.00
NCR	₱ 1,538.43	₱ 3,765,846.00	₱ 520,000.00	₱ 146,137.15	₱ 4,433,521.58	₱ 4,244,725.02	₱ -	₱ -	₱ 188,796.56	₱ 0.00
RO1	₱ 1,611,074.70	₱ 3,238,351.00	₱ 1,200,000.00	₱ 432,953.03	₱ 6,482,378.73	₱ 6,001,799.18	₱ -	₱ -	₱ 480,579.55	₱ 0.00
RO2	₱ 539,822.26	₱ 2,034,000.00	₱ 780,000.00	₱ 310,809.49	₱ 3,664,631.75	₱ 3,494,139.90	₱ 116.87	₱ -	₱ 170,608.72	₱ 0.00
CAR	₱ 243,916.37	₱ 2,341,953.00	₱ 1,278,500.00	₱ 398,998.17	₱ 4,263,367.54	₱ 4,038,930.62	₱ -	₱ -	₱ 224,436.92	₱ 0.00
RO3	₱ 914.64	₱ 2,774,000.00	₱ 1,726,000.00	₱ 468,584.18	₱ 4,969,498.82	₱ 4,860,775.31	₱ -	₱ -	₱ 108,723.51	₱ 0.00
RO4a	₱ 50,694.27	₱ 1,612,000.00	₱ 2,077,902.00	₱ 136,912.26	₱ 3,877,508.53	₱ 3,430,779.65	₱ -	₱ -	₱ 446,728.88	₱ 0.00
RO4b	₱ 16,536.06	₱ 2,362,000.00	₱ 1,250,000.00	₱ 268,658.52	₱ 3,897,194.58	₱ 3,784,836.43	₱ -	₱ -	₱ 112,358.15	₱ 0.00
RO5	₱ 168,735.27	₱ 2,584,286.00	₱ 1,150,000.00	₱ 134,862.07	₱ 4,037,883.34	₱ 3,669,937.30	₱ -	₱ 1,037.10	₱ 368,983.14	₱ 0.00
RO6	₱ 1,333,941.78	₱ 2,582,000.00	₱ 313,824.00	₱ 271,022.25	₱ 4,500,788.03	₱ 4,299,026.30	₱ -	₱ -	₱ 201,761.73	₱ 0.00
RO7	₱ 143,777.67	₱ 4,691,713.00	₱ 745,000.00	₱ 323,302.78	₱ 5,903,793.45	₱ 5,836,431.39	₱ -	₱ -	₱ 67,362.06	₱ 0.00
RO8	₱ 898,970.20	₱ 5,143,065.00	₱ 1,457,954.00	₱ 565,072.66	₱ 8,065,061.86	₱ 7,798,412.09	₱ -	₱ -	₱ 266,649.77	₱ 0.00
RO9	₱ 70,517.75	₱ 5,091,000.00	₱ 1,162,801.00	₱ 293,935.28	₱ 6,618,254.03	₱ 6,120,424.60	₱ -	₱ -	₱ 497,829.43	₱ 0.00
RO10	₱ 1,851,623.04	₱ 2,469,093.00	₱ 510,000.00	₱ 268,066.80	₱ 5,098,782.84	₱ 5,098,782.84	₱ -	₱ -	₱ -	₱ 0.00
RO11	₱ 474,938.45	₱ 3,524,746.00	₱ 920,000.00	₱ 311,464.41	₱ 5,231,148.86	₱ 4,062,699.01	₱ -	₱ 3,264.00	₱ 1,171,713.85	₱ 0.00
RO12	₱ 146,111.12	₱ 2,851,000.00	₱ 1,468,346.00	₱ 363,300.52	₱ 4,828,757.64	₱ 4,756,070.05	₱ -	₱ -	₱ 72,687.59	₱ 0.00
RO13	₱ 399,041.58	₱ 2,202,909.00	₱ 1,707,026.00	₱ 363,614.98	₱ 4,672,591.56	₱ 4,614,927.27	₱ -	₱ -	₱ 57,664.29	₱ 0.00
<b>TOTAL</b>	<b>₱ 7,959,838.95</b>	<b>₱ 278,444,989.00</b>	<b>₱ -</b>	<b>₱ 21,271,173.95</b>	<b>₱ 307,676,001.90</b>	<b>₱ 297,846,232.00</b>	<b>₱ 116.87</b>	<b>₱ 4,301.10</b>	<b>₱ 9,834,187.87</b>	<b>₱ 0.00</b>

**MONTHLY REPORT OF DISBURSEMENTS**

For the month of December 2023

Department: Department of Budget and Management (DBM)  
 Agency/Entity: Office of the Secretary  
 Operating Unit: ALL  
 Organization Code (UACS): ALL  
 Fund Cluster: 01 - Regular Agency Fund

Particulars	Current Year Budget				
	PS	MOOE	FinEx	CO	TOTAL
1	2	3	4	5	6=(2+3+4+5)
<b>CASH DISBURSEMENTS</b>	133,097,242.08	50,305,534.07	-	561,571.42	183,964,347.57
Notice of Cash Allocation (NCA)	124,949,383.08	50,305,534.07	-	561,571.42	175,816,488.57
MDS Checks Issued	4,280,679.31	6,255,400.45	-	561,571.42	11,097,651.18
Advice to Debit Account	120,668,703.77	44,050,133.62	-	-	164,718,837.39
Notice of Transfer Allocations (NTA)	8,147,859.00	-	-	-	8,147,859.00
MDS Checks Issued	-	-	-	-	-
Advice to Debit Account	8,147,859.00	-	-	-	8,147,859.00
Working Fund for FAPs	-	-	-	-	-
Cash Disbursement Ceiling (CDC)	-	-	-	-	-
<b>TOTAL CASH DISBURSEMENTS</b>	133,097,242.08	50,305,534.07	-	561,571.42	183,964,347.57
<b>NON-CASH DISBURSEMENTS</b>	13,174,320.69	2,548,808.89	-	27,628.58	15,750,758.16
Tax Remittance Advices Issued (TRA)	13,174,320.69	2,548,692.02	-	27,628.58	15,750,641.29
Non-Cash Availment Authority (NCAA)	-	-	-	-	-
Disbursements effected through outright deductions from claims (please specify...)	-	116.87	-	-	116.87
Overpayment of expenses(e.g. personnel benefits)	-	-	-	-	-
Restitution for loss of government property	-	-	-	-	-
Liquidated damages and similar claims	-	116.87	-	-	116.87
Others(TEF, BTr-Documentary Stamp Tax, etc.)	-	-	-	-	-
<b>TOTAL NON-CASH DISBURSEMENTS</b>	13,174,320.69	2,548,808.89	-	27,628.58	15,750,758.16
<b>GRAND TOTAL</b>	146,271,562.77	52,854,342.96	-	589,200.00	199,715,105.73

**MONTHLY REPORT OF DISBURSEMENTS**  
For the month of December 2023

Department: Department of Budget and Management (DBM)  
 Agency/Entity: Office of the Secretary  
 Operating Unit: ALL  
 Organization Code (UACS): ALL  
 Fund Cluster: 01 - Regular Agency Fund

Particulars	Prior Year's Budget											SUB-TOTAL
	Prior Year's Accounts Payable					Current Year's Accounts Payable					TOTAL	
	PS	MOOE	FinEx	CO	Sub-Total	PS	MOOE	FinEx	CO	Sub-Total		
1	7	8	9	10	11=(7+8+9+10)	12	13	14	15	16=(12+13+14+15)	17=(11+16)	18=(6+17)
CASH DISBURSEMENTS	622,326.70	-	-	664,833.12	1,287,159.82	374,392.01	82,695,141.38	-	6,585,850.11	89,655,383.50	90,942,543.32	274,906,890.89
Notice of Cash Allocation (NCA)	622,326.70	-	-	664,833.12	1,287,159.82	374,392.01	82,695,141.38	-	6,585,850.11	89,655,383.50	90,942,543.32	266,759,031.89
MDS Checks Issued	-	-	-	664,833.12	664,833.12	322,128.79	14,518.99	-	4,469,493.86	4,806,141.64	5,470,874.76	16,568,525.94
Advice to Debit Account	622,326.70	-	-	-	622,326.70	52,263.22	82,680,622.39	-	2,116,356.25	84,849,241.86	85,471,568.56	250,190,405.95
Notice of Transfer Allocations (NTA)	-	-	-	-	-	-	-	-	-	-	-	8,147,859.00
MDS Checks Issued	-	-	-	-	-	-	-	-	-	-	-	-
Advice to Debit Account	-	-	-	-	-	-	-	-	-	-	-	8,147,859.00
Working Fund for FAPs	-	-	-	-	-	-	-	-	-	-	-	-
Cash Disbursement Ceiling (CDC)	-	-	-	-	-	-	-	-	-	-	-	-
<b>TOTAL CASH DISBURSEMENTS</b>	622,326.70	-	-	664,833.12	1,287,159.82	374,392.01	82,695,141.38	-	6,585,850.11	89,655,383.50	90,942,543.32	274,906,890.89
NON-CASH DISBURSEMENTS	-	-	-	29,276.03	29,276.03	13,297.36	5,142,159.97	-	335,799.30	5,491,256.63	5,520,532.66	21,271,290.82
Tax Remittance Advices Issued (TRA)	-	-	-	29,276.03	29,276.03	13,297.36	5,142,159.97	-	335,799.30	5,491,256.63	5,520,532.66	21,271,173.95
Non-Cash Availment Authority (NCAA)	-	-	-	-	-	-	-	-	-	-	-	-
Disbursements effected through outright deductions from claims (please specify...)	-	-	-	-	-	-	-	-	-	-	-	116.87
Overpayment of expenses(e.g. personnel benefits)	-	-	-	-	-	-	-	-	-	-	-	-
Restitution for loss of government property	-	-	-	-	-	-	-	-	-	-	-	-
Liquidated damages and similar claims	-	-	-	-	-	-	-	-	-	-	-	116.87
Others(TEF, BTr-Documentary Stamp Tax, etc.)	-	-	-	-	-	-	-	-	-	-	-	-
<b>TOTAL NON-CASH DISBURSEMENTS</b>	-	-	-	29,276.03	29,276.03	13,297.36	5,142,159.97	-	335,799.30	5,491,256.63	5,520,532.66	21,271,290.82
<b>GRAND TOTAL</b>	622,326.70	-	-	694,109.15	1,316,435.85	387,689.37	87,837,301.35	-	6,921,649.41	95,146,640.13	96,463,075.98	296,178,181.71

**MONTHLY REPORT OF DISBURSEMENTS**  
For the month of December 2023

Department: Department of Budget and Management (DBM)  
 Agency/Entity: Office of the Secretary  
 Operating Unit: ALL  
 Organization Code (UACS): ALL  
 Fund Cluster: 01 - Regular Agency Fund

Particulars	Trust Liabilities				Grand Total					Remarks
	PS	MOOE	CO	TOTAL	PS	MOOE	FinEx	CO	TOTAL	
1	19	20	21	22=(19+20+21)	23	24	25	26	27=(23+24+25+26)	28
CASH DISBURSEMENTS	1,668,050.29	-	-	1,668,050.29	135,762,011.08	133,000,675.45	-	7,812,254.65	276,574,941.18	
Notice of Cash Allocation (NCA)	1,668,050.29	-	-	1,668,050.29	127,614,152.08	133,000,675.45	-	7,812,254.65	268,427,082.18	
MDS Checks Issued	-	-	-	-	4,602,808.10	6,269,919.44	-	5,695,898.40	16,568,625.94	
Advice to Debit Account	1,668,050.29	-	-	1,668,050.29	123,011,343.98	126,730,756.01	-	2,116,356.25	251,858,456.24	
Notice of Transfer Allocations (NTA)	-	-	-	-	8,147,859.00	-	-	-	8,147,859.00	
MDS Checks Issued	-	-	-	-	-	-	-	-	-	
Advice to Debit Account	-	-	-	-	8,147,859.00	-	-	-	8,147,859.00	
Working Fund for FAPs	-	-	-	-	-	-	-	-	-	
Cash Disbursement Ceiling (CDC)	-	-	-	-	-	-	-	-	-	
<b>TOTAL CASH DISBURSEMENTS</b>	<b>1,668,050.29</b>	<b>-</b>	<b>-</b>	<b>1,668,050.29</b>	<b>135,762,011.08</b>	<b>133,000,675.45</b>	<b>-</b>	<b>7,812,254.65</b>	<b>276,574,941.18</b>	
NON-CASH DISBURSEMENTS	-	-	-	116.87	13,187,618.05	7,690,968.86	-	392,820.78	21,271,290.82	
Tax Remittance Advices Issued (TRA)	-	-	-	-	13,187,618.05	7,690,851.99	-	392,703.91	21,271,173.95	
Non-Cash Availment Authority (NCAA)	-	-	-	-	-	-	-	-	-	
Disbursements effected through outright deductions from claims (please specify...)	-	-	-	116.87	-	116.87	-	-	116.87	
Overpayment of expenses(e.g. personnel benefits)	-	-	-	-	-	-	-	-	-	
Restitution for loss of government property	-	-	-	-	-	-	-	-	-	
Liquidated damages and similar claims	-	-	-	116.87	-	116.87	-	-	116.87	
Others(TEF, BTr-Documentary Stamp Tax, etc.)	-	-	-	-	-	-	-	-	-	
<b>TOTAL NON-CASH DISBURSEMENTS</b>	<b>-</b>	<b>-</b>	<b>-</b>	<b>116.87</b>	<b>13,187,618.05</b>	<b>7,690,968.86</b>	<b>-</b>	<b>392,703.91</b>	<b>21,271,290.82</b>	
<b>GRAND TOTAL</b>	<b>1,668,050.29</b>	<b>-</b>	<b>-</b>	<b>1,668,167.16</b>	<b>148,949,629.13</b>	<b>140,691,644.31</b>	<b>-</b>	<b>8,204,958.56</b>	<b>297,846,232.00</b>	

**MONTHLY REPORT OF DISBURSEMENTS**  
For the month of December 2023

Department: Department of Budget and Management (DBM)  
 Agency/Entity: Office of the Secretary  
 Operating Unit: ALL  
 Organization Code (UACS): ALL  
 Fund Cluster: 01 - Regular Agency Fund


**SUMMARY**

Particulars (1)	Previous Report (2)	This Month (3)	As at Date (4)
Total Disbursement Authorities Received	1,784,965,857.96	317,982,015.95	2,102,947,873.91
NCA	1,651,965,943.46	278,444,989.00 ✓	1,930,410,932.46
NTA	23,087,241.07	18,267,353.00 ✓	41,354,594.07
Working Fund	0.00	0.00	0.00
TRA	109,911,173.43	21,271,173.95 ✓	131,182,347.38
CDC	0.00	0.00	0.00
NCAA	0.00	0.00	0.00
Less: Notice of Transfer of Allocations (NTA)* issued	23,087,241.07	18,267,353.00 ✓	41,354,594.07
Add: Balance from Previous Month		7,959,838.95 ✓	
Total Disbursement Authorities Available	1,761,877,116.89	307,676,001.90 ✓	2,061,593,279.84
Less:			
Lapsed NCA Disbursements	22,509,481.20	9,834,187.87 ✓	32,343,669.07
Less: Other Non-Cash Disbursements	971.10	116.87	1,087.97
Disbursements effected through outright deductions from claims	971.10	116.87	1,087.97
Overpayment of expenses(e.g. personnel benefits)	0.00	0.00	0.00
Restitution for loss of government property	0.00	0.00	0.00
Liquidated damages and similar claims	971.10	116.87	1,087.97
Others (e.g. TEF, BTr, Docs Stamp, etc.)	0.00	0.00	0.00
Add/Less: Adjustments (e.g. cancelled/staled checks)	(391,566.94)	4,301.10 ✓	(387,265.84)
Balance of Disbursement Authorities as at date	7,959,838.95	(0.00)	(0.00)
 Total Disbursements Program	 1,951,091,071.12	 232,144,655.08	 2,183,235,726.20
Less: *Actual Disbursements	1,731,017,200.90	297,846,232.00 ✓	2,028,863,432.90
(Over)/Under spending	220,073,870.22	(65,700,076.92)	154,373,793.30

Notes: \* The use of NTA is discouraged

Notes: \*\* Amounts should tally with the grand total disbursement (column 27).


Certified Correct:

  
 \_\_\_\_\_  
 JEFFREY D. GALARPE  
 Chief Accountant

Recommending Approval By

  
 \_\_\_\_\_  
 DANTE B. DE CHAVEZ  
 Director IV, FS

Approved By:

  
 \_\_\_\_\_  
 ACHILLES GERARD C. BRAVO  
 Assistant Secretary

**MONTHLY REPORT OF DISBURSEMENTS**  
**For the month of December 2023**

**Department** : Department of Budget and Management (DBM)  
**Agency/Entity** : Office of the Secretary  
**Operating Unit** : ALL  
**Organization Code (UACS)** : ALL  
**Fund Cluster** : 07 - Trust Receipts

Particulars	Current Year Budget				
	PS	MOOE	FinEx	CO	TOTAL
1	2	3	4	5	6=(2+3+4+5)
<b>CASH DISBURSEMENTS</b>					
Notice of Cash Allocation (NCA)					
MDS Checks Issued					
Advice to Debit Account					
Notice of Transfer Allocations (NTA)					
MDS Checks Issued					
Advice to Debit Account					
Working Fund for FAPs					
Cash Disbursement Ceiling (CDC)					
<b>TOTAL CASH DISBURSEMENTS</b>					
<b>NON-CASH DISBURSEMENTS</b>					
Tax Remittance Advices Issued (TRA)					
Non-Cash Availment Authority (NCAA)					
Disbursements effected through outright deductions from claims (please specify...)					
Overpayment of expenses(e.g. personnel benefits)					
Restitution for loss of government property					
Liquidated damages and similar claims					
Others(TEF, BTr-Documentary Stamp Tax, etc.)					
<b>TOTAL NON-CASH DISBURSEMENTS</b>					
<b>GRAND TOTAL</b>					

**MONTHLY REPORT OF DISBURSEMENTS**

For the month of December 2023

Department : Department of Budget and Management (DBM)  
 Agency/Entity : Office of the Secretary  
 Operating Unit : ALL  
 Organization Code (UACS) : ALL  
 Fund Cluster : 07 - Trust Receipts

Particulars	Prior Year's Budget											SUB-TOTAL	
	Prior Year's Accounts Payable					Current Year's Accounts Payable					TOTAL		
	PS	MOOE	FinEx	CO	Sub-Total	PS	MOOE	FinEx	CO	Sub-Total			
1	7	8	9	10	11=(7+8+9+10)	12	13	14	15	16=(12+13+14+15)	17=(11+16)	18=(6+17)	
CASH DISBURSEMENTS													
Notice of Cash Allocation (NCA)													
MDS Checks Issued													
Advice to Debit Account													
Notice of Transfer Allocations (NTA)													
MDS Checks Issued													
Advice to Debit Account													
Working Fund for FAPs													
Cash Disbursement Ceiling (CDC)													
TOTAL CASH DISBURSEMENTS													
NON-CASH DISBURSEMENTS													
Tax Remittance Advices Issued (TRA)													
Non-Cash Availment Authority (NCAA)													
Disbursements effected through outright deductions from claims (please specify...)													
Overpayment of expenses(e.g. personnel benefits)													
Restitution for loss of government property													
Liquidated damages and similar claims													
Others(TEF, BTR-Documentary Stamp Tax, etc.)													
TOTAL NON-CASH DISBURSEMENTS													
GRAND TOTAL													



**MONTHLY REPORT OF DISBURSEMENTS**

For the month of December 2023

Department : Department of Budget and Management (DBM)

Agency/Entity : Office of the Secretary

Operating Unit : ALL

Organization Code (UACS) : ALL

Fund Cluster : 07 - Trust Receipts

Particulars	Trust Liabilities				Grand Total					Remarks
	PS	MOOE	CO	TOTAL	PS	MOOE	FinEx	CO	TOTAL	
I	19	20	21	22=(19+20+21)	23	24	25	26	27=(23+24+25+26)	28
CASH DISBURSEMENTS										
Notice of Cash Allocation (NCA)										
MDS Checks Issued										
Advice to Debit Account										
Notice of Transfer Allocations (NTA)										
MDS Checks Issued										
Advice to Debit Account										
Working Fund for FAPs										
Cash Disbursement Ceiling (CDC)										
<b>TOTAL CASH DISBURSEMENTS</b>										
NON-CASH DISBURSEMENTS										
Tax Remittance Advices Issued (TRA)										
Non-Cash Availment Authority (NCAA)										
Disbursements effected through outright deductions from claims (please specify...)										
Overpayment of expenses (e.g. personnel benefits)										
Restitution for loss of government property										
Liquidated damages and similar claims										
Others (TEF, BTr-Documentary Stamp Tax, etc.)										
<b>TOTAL NON-CASH DISBURSEMENTS</b>										
<b>GRAND TOTAL</b>										

**MONTHLY REPORT OF DISBURSEMENTS**  
For the month of December 2023

Department : Department of Budget and Management (DBM)  
 Agency/Entity : Office of the Secretary  
 Operating Unit : ALL  
 Organization Code (UACS) : ALL  
 Fund Cluster : 07 - Trust Receipts


**SUMMARY**

Particulars (1)	Previous Report (2)	This Month (3)	As at Date (4)
Total Disbursement Authorities Received	764,852.00	-	764,852.00
NCA	764,852.00	-	764,852.00
NTA	-	-	-
Working Fund	-	-	-
TRA	-	-	-
CDC	-	-	-
NCAA	-	-	-
Less: Notice of Transfer of Allocations (NTA)* issued	-	-	-
Add: Balance from Previous Month	-	-	-
Total Disbursement Authorities Available	764,852.00	-	764,852.00
Less:	-	-	-
Lapsed NCA	-	-	-
Disbursements	764,852.00	-	764,852.00
Less: Other Non-Cash Disbursements	-	-	-
Disbursements effected through outright deductions from claims	-	-	-
Overpayment of expenses (e.g. personnel benefits)	-	-	-
Restitution for loss of government property	-	-	-
Liquidated damages and similar claims	-	-	-
Others (e.g. TEF, BTr, Docs Stamp, etc.)	-	-	-
Add/Less: Adjustments (e.g. cancelled/staled checks)	-	-	-
<b>Balance of Disbursement Authorities as at date</b>	-	-	-
<b>Total Disbursements Program</b>	<b>764,852.00</b>	<b>-</b>	<b>764,852.00</b>
Less: *Actual Disbursements	764,852.00	-	764,852.00
(Over)/Under spending	-	-	-

Notes: \* The use of NTA is discouraged

Notes: \*\* Amounts should tally with the grand total disbursement (column 27).

Certified Correct:

  
 \_\_\_\_\_  
 JEFFREY D. GALARPE  
 Chief Accountant

Recommending Approval By:

  
 \_\_\_\_\_  
 DANTE B. DE CHAVEZ  
 Director IV, FS

Approved By:

  
 \_\_\_\_\_  
 ACHILLES GERARD C. BRAVO  
 Assistant Secretary

This report was generated using the Unified Reporting System on January 08, 2024 9:05 AM;