


**QUARTERLY REPORT OF REVENUE AND OTHER RECEIPTS**  
As at the Quarter Ending December 31, 2022

Department : Department of Budget and Management (DBM)  
 Agency : Office of the Secretary  
 Region : ALL  
 Division : ALL  
 Operating Unit : ALL  
 Organization Code (UACS) : ALL  
 Fund Cluster : 07 - Trust Receipts

Classification/Sources of Revenue and Other Receipts	UACS CODE	REVENUE TARGET (Annual) per BESF	Actual Revenue and Other Receipts Collections					Cumulative Remittance/Deposits to Date			Variance		Remarks
			1st Quarter Ending March 31	2nd Quarter Ending June 30	3rd Quarter Ending Sept. 30	4th Quarter Ending Dec. 31	Total	Remittance to BTr	Deposited with AGDB	TOTAL	Amount	%	
1	2	3	4	5	6	7	8=[(6+(-)7)-8+9]	9	10	11=(9+10)	12=(8-3)	13=(12/3)	14
Trust Receipts		0.00	201,440.00	2,024,705.00	125,252.53	410,000.00	2,761,397.53	2,736,397.53	25,000.00	2,761,397.53	2,761,397.53	0 %	
Other Trust Receipts Deposited with the National Treasury		0.00	201,440.00	2,024,705.00	125,252.53	410,000.00	2,761,397.53	2,736,397.53	25,000.00	2,761,397.53	2,761,397.53	0 %	
Proceeds from sale of bid documents		0.00	145,000.00	140,000.00	50,000.00	360,000.00	695,000.00	670,000.00	25,000.00	695,000.00	695,000.00	0 %	
Proceeds from sale of bid documents		0.00	0.00	0.00	0.00	15,000.00	15,000.00	15,000.00	0.00	15,000.00	15,000.00	0 %	
Performance Bond		0.00	56,440.00	1,873,205.00	60,252.53	0.00	1,989,897.53	1,989,897.53	0.00	1,989,897.53	1,989,897.53	0 %	
Sale of Bid Docs		0.00	0.00	5,000.00	5,000.00	31,000.00	41,000.00	41,000.00	0.00	41,000.00	41,000.00	0 %	
Proceeds from Sale of Bid Documents		0.00	0.00	0.00	0.00	4,000.00	4,000.00	4,000.00	0.00	4,000.00	4,000.00	0 %	
Proceeds from sale of bid documents		0.00	0.00	6,500.00	10,000.00	0.00	16,500.00	16,500.00	0.00	16,500.00	16,500.00	0 %	
<b>GRAND TOTAL</b>		0.00	201,440.00	2,024,705.00	125,252.53	410,000.00	2,761,397.53	2,736,397.53	25,000.00	2,761,397.53	2,761,397.53	0 %	

Certified Correct:  
  
**JEFFREY D.M. GALARPE**  
 Chief Accountant

Recommending Approval:  
  
**DANTE B. DE CHAVEZ**  
 Director IV, Finance Service

Approved By:  
  
**CLARITO ALEJANDRO D. MAGSINO**  
 Internal Management Group

**QUARTERLY REPORT OF REVENUE AND OTHER RECEIPTS**  
As at the Quarter Ending December 31, 2022

Department : Department of Budget and Management (DBM)  
 Agency : Office of the Secretary  
 Region : ALL  
 Division : ALL  
 Operating Unit : ALL  
 Organization Code (UACS) : ALL  
 Fund Cluster : 01 - Regular Agency Fund

Classification/Sources of Revenue and Other Receipts	UACS CODE	REVENUE TARGET (Annual) per BESF	Actual Revenue and Other Receipts Collections					Cumulative Remittance/Deposits to Date			Variance		Remarks
			1st Quarter Ending March 31	2nd Quarter Ending June 30	3rd Quarter Ending Sept. 30	4th Quarter Ending Dec. 31	Total	Remittance to BTr	Deposited with AGDB	TOTAL	Amount	%	
1	2	3	4	5	6	7	8=[(6+(-)7)-8+9]	9	10	11=(9+10)	12=(8-3)	13=(12/3)	14
Regular Agency Fund		0.00	2,449,603.02	1,862,570.89	1,778,914.03	2,332,598.31	8,423,686.25	8,423,473.81	212.44	8,423,686.25	8,423,686.25	0 %	
Revenue Collections		0.00	1,346,321.37	127,173.66	400,942.24	112,873.07	1,987,310.34	1,979,410.58	212.44	1,979,623.02	1,987,310.34	0 %	
Cash Revenue		0.00	0.00	0.00	25,206.08	23,450.01	48,656.09	48,656.09	0.00	48,656.09	48,656.09	0 %	
Non-Tax		0.00	0.00	0.00	25,206.08	23,450.01	48,656.09	48,656.09	0.00	48,656.09	48,656.09	0 %	
Interest on NG Deposits	4020221001	0.00	0.00	0.00	45.70	0.00	45.70	45.70	0.00	45.70	45.70	0 %	
Proceeds from Insurance/Indemnities	4060901000	0.00	0.00	0.00	17,473.06	0.00	17,473.06	17,473.06	0.00	17,473.06	17,473.06	0 %	
Miscellaneous Income	4060999000	0.00	0.00	0.00	7,687.32	23,450.01	31,137.33	31,137.33	0.00	31,137.33	31,137.33	0 %	
Non-Cash Revenue		0.00	1,346,321.37	127,173.66	375,736.16	89,423.06	1,938,654.25	1,938,441.81	212.44	1,938,654.25	1,938,654.25	0 %	
Non-Tax		0.00	1,346,321.37	124,736.13	371,587.42	29,779.62	1,872,424.54	1,872,212.10	212.44	1,872,424.54	1,872,424.54	0 %	
Interest on NG Deposits	4020221001	0.00	94.18	8.42	40.66	69.18	212.44	0.00	212.44	212.44	212.44	0 %	
Miscellaneous Income	4060999000	0.00	1,346,227.19	124,727.71	371,546.76	29,710.44	1,872,212.10	1,872,212.10	0.00	1,872,212.10	1,872,212.10	0 %	
Collections effected through outright deductions from claims		0.00	0.00	2,437.53	4,148.74	59,643.44	66,229.71	66,229.71	0.00	66,229.71	66,229.71	0 %	
Miscellaneous Income	4060999000	0.00	0.00	2,437.53	4,148.74	59,643.44	66,229.71	66,229.71	0.00	66,229.71	66,229.71	0 %	
Non-Revenue Collections/Other Receipts		0.00	1,103,281.65	1,735,397.23	1,377,971.79	2,219,725.24	6,436,375.91	6,436,375.91	0.00	6,436,375.91	6,436,375.91	0 %	
Non-Cash Revenue		0.00	2,589.90	0.00	35,436.01	0.00	38,025.91	38,025.91	0.00	38,025.91	38,025.91	0 %	
Collections effected through outright deductions from claims		0.00	2,589.90	0.00	35,436.01	0.00	38,025.91	38,025.91	0.00	38,025.91	38,025.91	0 %	
Miscellaneous Income	4060999000	0.00	2,589.90	0.00	35,436.01	0.00	38,025.91	38,025.91	0.00	38,025.91	38,025.91	0 %	
Cash Receipts		0.00	590,598.10	759,698.20	759,551.04	1,357,847.54	3,467,694.88	3,467,694.88	0.00	3,467,694.88	3,467,694.88	0 %	
Non-Tax		0.00	0.00	0.00	0.00	25,566.24	25,566.24	25,566.24	0.00	25,566.24	25,566.24	0 %	
Other Sales	4020216099	0.00	0.00	0.00	0.00	853.74	853.74	853.74	0.00	853.74	853.74	0 %	
Others	4020221099	0.00	-	0.00	0.00	24,712.50	24,712.50	24,712.50	0.00	24,712.50	24,712.50	0 %	
Others		0.00	590,598.10	759,698.20	765,625.74	1,332,281.30	3,448,203.34	3,448,203.34	0.00	3,448,203.34	3,448,203.34	0 %	
Petty Cash	1010102000	0.00	43,797.75	-	127,670.77	0.00	171,468.52	171,468.52	0.00	171,468.52	171,468.52	0 %	
Due from National Government Agencies	1030301000	0.00	403,240.11	12,818.08	0.00	0.00	416,058.19	416,058.19	0.00	416,058.19	416,058.19	0 %	
Receivables - Disallowances/Charges	1030501000	0.00	5,410.04	0.00	0.00	69,300.00	74,710.04	74,710.04	0.00	74,710.04	74,710.04	0 %	
Due from Officers and Employees	1030502000	0.00	85,324.41	1,572.99	210,070.05	329,732.89	626,700.34	626,700.34	0.00	626,700.34	626,700.34	0 %	
Advances for Special Disbursing Officer	1990103000	0.00	0.00	26,935.69	13,291.15	13,825.00	54,051.84	34,504.69	0.00	34,504.69	54,051.84	0 %	
Advances to Officers and Employees	1990104000	0.00	24,962.14	561,545.82	341,562.64	854,494.15	1,782,564.75	1,782,564.75	0.00	1,782,564.75	1,782,564.75	0 %	
Policy Loan	2020102004	0.00	0.00	0.00	700.00	0.00	700.00	700.00	0.00	700.00	700.00	0 %	
Due to PhilHealth	2020104000	0.00	0.00	366.90	0.00	0.00	366.90	366.90	0.00	366.90	366.90	0 %	
Other Payables	2999999000	0.00	0.00	315.00	0.00	0.00	315.00	315.00	0.00	315.00	315.00	0 %	
Sale of Unserviceable Property	4060102000	0.00	17,100.00	6,103.38	1,355.00	4,700.00	29,258.38	29,258.38	0.00	29,258.38	29,258.38	0 %	
Miscellaneous Income	4060999000	0.00	0.00	100,000.00	-	0.00	100,000.00	100,000.00	0.00	100,000.00	100,000.00	0 %	
Bonus - Civilian	5010214001	0.00	0.00	0.00	0.00	1,443.00	1,443.00	1,443.00	0.00	1,443.00	1,443.00	0 %	
Traveling Expenses - Local	5020101000	0.00	0.00	833.00	1,760.00	16,482.00	19,075.00	19,075.00	0.00	19,075.00	19,075.00	0 %	
Training Expenses	5020201002	0.00	0.00	17,550.99	15,208.47	510.50	33,269.96	33,269.96	0.00	33,269.96	33,269.96	0 %	
Office Supplies Expenses	5020301002	0.00	0.00	0.00	0.00	21.16	21.16	21.16	0.00	21.16	21.16	0 %	
Other Supplies and Materials Expenses	5020399000	0.00	0.00	0.00	0.00	36,168.50	36,168.50	36,168.50	0.00	36,168.50	36,168.50	0 %	

Classification/Sources of Revenue and Other Receipts	UACS CODE	REVENUE TARGET (Annual) per BESF	Actual Revenue and Other Receipts Collections					Cumulative Remittance/Deposits to Date			Variance		Remarks
			1st Quarter Ending March 31	2nd Quarter Ending June 30	3rd Quarter Ending Sept. 30	4th Quarter Ending Dec. 31	Total	Remittance to BTr	Deposited with AGDB	TOTAL	Amount	%	
1	2	3	4	5	6	7	8=[(6+(-)7)-8+9]	9	10	11=(9+10)	12=(8-3)	13=(12/3)	14
Basic Salary - Civilian	5010101001	0.00	1,102.40	11,825.26	0.00	0.00	12,927.66	12,927.66	0.00	12,927.66	12,927.66	0 %	
Representation Allowance (RA)	5010202000	0.00	0.00	2,500.00	0.00	0.00	2,500.00	2,500.00	0.00	2,500.00	2,500.00	0 %	
Transportation Allowance (TA)	5010203001	0.00	0.00	2,500.00	0.00	0.00	2,500.00	2,500.00	0.00	2,500.00	2,500.00	0 %	
Representation Expenses	5029903000	0.00	2,161.25	14,049.09	5,904.60	1,021.00	23,135.94	23,135.94	0.00	23,135.94	23,135.94	0 %	
Clothing/Uniform Allowance - Civilian	5010204001	0.00	6,000.00	0.00	0.00	0.00	6,000.00	6,000.00	0.00	6,000.00	6,000.00	0 %	
Hazard Pay	5010211001	0.00	1,500.00	0.00	0.00	0.00	1,500.00	1,500.00	0.00	1,500.00	1,500.00	0 %	
Advances to Officers and Employees	1990104000	0.00	0.00	0.00	1,140.00	0.00	1,140.00	1,140.00	0.00	1,140.00	1,140.00	0 %	
Salary Loan	2020102003	0.00	0.00	0.00	10,845.72	0.00	10,845.72	10,845.72	0.00	10,845.72	10,845.72	0 %	
Sale of Unserviceable Property	4060102000	0.00	0.00	0.00	21,767.00	0.00	21,767.00	21,767.00	0.00	21,767.00	21,767.00	0 %	
Water Expenses	5020401000	0.00	0.00	0.00	8,275.64	0.00	8,275.64	8,275.64	0.00	8,275.64	8,275.64	0 %	
Other Maintenance and Operating Expenses	5029999000	0.00	0.00	782.00	0.00	0.00	782.00	782.00	0.00	782.00	782.00	0 %	
Other Maintenance and Operating Expenses	5029999099	0.00	0.00	0.00	0.00	4,583.10	4,583.10	4,583.10	0.00	4,583.10	4,583.10	0 %	
<b>Non-Cash Receipts</b>		0.00	510,093.65	975,699.03	582,984.74	861,877.70	2,930,655.12	2,930,655.12	0.00	2,930,655.12	2,930,655.12	0 %	
<b>Others</b>		0.00	0.00	0.00	0.00	0.00	0.00	0.00	0.00	0.00	0.00	0 %	
Training Expenses	5020201002	0.00	0.00	0.00	0.00	0.00	0.00	0.00	0.00	0.00	0.00	0 %	
<b>Collections effected through outright deductions from claims</b>		0.00	510,093.65	975,699.03	582,984.74	861,877.70	2,930,655.12	2,930,655.12	0.00	2,930,655.12	2,930,655.12	0 %	
Due from Officers and Employees	1030502000	0.00	509,674.40	975,574.23	582,681.81	860,798.26	2,928,728.70	2,928,728.70	0.00	2,928,728.70	2,928,728.70	0 %	
Miscellaneous Income	4060999000	0.00	419.25	124.80	302.93	1,079.44	1,926.42	1,926.42	0.00	1,926.42	1,926.42	0 %	
<b>GRAND TOTAL</b>		0.00	2,449,603.02	1,862,570.89	1,778,914.03	2,332,598.31	8,423,686.25	8,423,473.81	212.44	8,423,686.25	8,423,686.25	0 %	

Certified Correct:

  
**JEFFREY D.M. GALARPE**  
 Chief Accountant

This report was generated using the Unified Reporting System on 26/01/2023 18:57

Recommending Approval:

  
**DANTE B. DE CHAVEZ**  
 Director IV, Finance Service

Approved By:


  
**CLARITO ALEJANDRO D. MAGSINO**  
 Internal Management Group


QUARTERLY REPORT OF REVENUE AND OTHER RECEIPTS


As at the Quarter Ending December 31, 2022

Department : Department of Budget and Management (DBM)  
 Agency : Office of the Secretary  
 Region : ALL  
 Division : ALL  
 Operating Unit : ALL  
 Organization Code (UACS) : ALL  
 Fund Cluster : 07 - Trust Receipts

Classification/Sources of Revenue and Other Receipts	UACS CODE	REVENUE TARGET (Annual) per BESF	Actual Revenue and Other Receipts Collections					Cumulative Remittance/Deposits to Date			Variance		Remarks
			1st Quarter Ending March 31	2nd Quarter Ending June 30	3rd Quarter Ending Sept. 30	4th Quarter Ending Dec. 31	Total	Remittance to BTr	Deposited with AGDB	TOTAL	Amount	%	
1	2	3	4	5	6	7	8=[(6+(-)7)-8+9]	9	10	11=(9+10)	12=(8-3)	13=(12/3)	14
Trust Receipts		0.00	201,440.00	2,024,705.00	125,252.53	410,000.00	2,761,397.53	2,736,397.53	25,000.00	2,761,397.53	2,761,397.53	0 %	
Other Trust Receipts Deposited with the National Treasury		0.00	201,440.00	2,024,705.00	125,252.53	410,000.00	2,761,397.53	2,736,397.53	25,000.00	2,761,397.53	2,761,397.53	0 %	
Proceeds from sale of bid documents		0.00	145,000.00	140,000.00	50,000.00	360,000.00	695,000.00	670,000.00	25,000.00	695,000.00	695,000.00	0 %	
Proceeds from sale of bid documents		0.00	0.00	0.00	0.00	15,000.00	15,000.00	15,000.00	0.00	15,000.00	15,000.00	0 %	
Performance Bond		0.00	56,440.00	1,873,205.00	60,252.53	0.00	1,989,897.53	1,989,897.53	0.00	1,989,897.53	1,989,897.53	0 %	
Sale of Bid Docs		0.00	0.00	5,000.00	5,000.00	31,000.00	41,000.00	41,000.00	0.00	41,000.00	41,000.00	0 %	
Proceeds from Sale of Bid Documents		0.00	0.00	0.00	0.00	4,000.00	4,000.00	4,000.00	0.00	4,000.00	4,000.00	0 %	
Proceeds from sale of bid documents		0.00	0.00	6,500.00	10,000.00	0.00	16,500.00	16,500.00	0.00	16,500.00	16,500.00	0 %	
<b>GRAND TOTAL</b>		<b>0.00</b>	<b>201,440.00</b>	<b>2,024,705.00</b>	<b>125,252.53</b>	<b>410,000.00</b>	<b>2,761,397.53</b>	<b>2,736,397.53</b>	<b>25,000.00</b>	<b>2,761,397.53</b>	<b>2,761,397.53</b>	<b>0 %</b>	

Certified Correct:  
  
 \_\_\_\_\_  
**JEFFREY DM. GALARPE**  
 Chief Accountant

Recommending Approval:  
  
 \_\_\_\_\_  
**DANTE B. DE CHAVEZ**  
 Director IV, Finance Service

Approved By:  
  
 \_\_\_\_\_  
**CLARITO ALEJANDRO D. MAGSINO**  
 Internal Management Group