

**CONSOLIDATED MONTHLY REPORT OF DISBURSEMENTS**

For the month of December 2019

Department: Department of Budget and Management (DBM)  
 Agency: Office of the Secretary  
 Operating Unit: ALL  
 Organization Code: 06 001 0100000  
 Fund Cluster: 04 Special Account - Foreign Assisted/Foreign Grants Fund

Particulars	Current Year Budget					Prior Year's Budget											SUB-TOTAL	
	PS	MOOE	FinEx	CO	TOTAL	Prior Year's Accounts Payable					Current Year's Accounts Payable					TOTAL		
						PS	MOOE	FinEx	CO	Sub-Total	PS	MOOE	FinEx	CO	Sub-Total			
1	2	3	4	5	6=(2+3+4+5)	7	8	9	10	11=(7+8+9+10)	12	13	14	15	16=(12+13+14+15)	17=(11+16)	18=(6+17)	
CASH DISBURSEMENTS	0	0	0	0	0	0	0	0	0	0	0	0	0	0	0	0	0	0
Notice of Cash Allocation (NCA)	0	0	0	0	0	0	0	0	0	0	0	0	0	0	0	0	0	0
MDS Checks Issued	0	0	0	0	0	0	0	0	0	0	0	0	0	0	0	0	0	0
Advice to Debit Account	0	0	0	0	0	0	0	0	0	0	0	0	0	0	0	0	0	0
Notice of Transfer Allocations (NTA)	0	0	0	0	0	0	0	0	0	0	0	0	0	0	0	0	0	0
MDS Checks Issued	0	0	0	0	0	0	0	0	0	0	0	0	0	0	0	0	0	0
Advice to Debit Account	0	0	0	0	0	0	0	0	0	0	0	0	0	0	0	0	0	0
Working Fund for FAPs	0	0	0	0	0	0	0	0	0	0	0	0	0	0	0	0	0	0
Cash Disbursement Ceiling (CDC)	0	0	0	0	0	0	0	0	0	0	0	0	0	0	0	0	0	0
<b>TOTAL CASH DISBURSEMENTS</b>	<b>0</b>	<b>0</b>	<b>0</b>	<b>0</b>	<b>0</b>	<b>0</b>	<b>0</b>	<b>0</b>	<b>0</b>	<b>0</b>	<b>0</b>	<b>0</b>	<b>0</b>	<b>0</b>	<b>0</b>	<b>0</b>	<b>0</b>	<b>0</b>
NON-CASH DISBURSEMENTS	0	0	0	0	0	0	0	0	0	0	0	0	0	0	0	0	0	0
Tax Remittance Advices Issued (TRA)	0	0	0	0	0	0	0	0	0	0	0	0	0	0	0	0	0	0
Non-Cash Availment Authority (NCAA)	0	0	0	0	0	0	0	0	0	0	0	0	0	0	0	0	0	0
Disbursements effected through outright deductions from claims (please specify...)	0	0	0	0	0	0	0	0	0	0	0	0	0	0	0	0	0	0
Overpayment of expenses(e.g. personnel benefits)	0	0	0	0	0	0	0	0	0	0	0	0	0	0	0	0	0	0
Restitution for loss of government property	0	0	0	0	0	0	0	0	0	0	0	0	0	0	0	0	0	0
Liquidated damages and similar claims	0	0	0	0	0	0	0	0	0	0	0	0	0	0	0	0	0	0
Others(TEF, BTr-Documentary Stamp Tax, etc.)	0	0	0	0	0	0	0	0	0	0	0	0	0	0	0	0	0	0
<b>TOTAL NON-CASH DISBURSEMENTS</b>	<b>0</b>	<b>0</b>	<b>0</b>	<b>0</b>	<b>0</b>	<b>0</b>	<b>0</b>	<b>0</b>	<b>0</b>	<b>0</b>	<b>0</b>	<b>0</b>	<b>0</b>	<b>0</b>	<b>0</b>	<b>0</b>	<b>0</b>	<b>0</b>
<b>GRAND TOTAL</b>	<b>0</b>	<b>0</b>	<b>0</b>	<b>0</b>	<b>0</b>	<b>0</b>	<b>0</b>	<b>0</b>	<b>0</b>	<b>0</b>	<b>0</b>	<b>0</b>	<b>0</b>	<b>0</b>	<b>0</b>	<b>0</b>	<b>0</b>	<b>0</b>

**CONSOLIDATED MONTHLY REPORT OF DISBURSEMENTS**

For the month of December 2019

Department: Department of Budget and Management (DBM)  
 Agency: Office of the Secretary  
 Operating Unit: ALL  
 Organization Code: 06 001 0100000  
 Fund Cluster: 04 Special Account - Foreign Assisted/Foreign Grants Fund



Particulars	Trust Liabilities				Grand Total					Remarks
	PS	MOOE	CO	TOTAL	PS	MOOE	FinEx	CO	TOTAL	
1	19	20	21	22=(19+20+21)	23	24	25	26	27=(23+24+25+26)	28
CASH DISBURSEMENTS	0	0	0	0	0	0	0	0	0	
Notice of Cash Allocation (NCA)	0	0	0	0	0	0	0	0	0	
MDS Checks Issued	0	0	0	0	0	0	0	0	0	
Advice to Debit Account	0	0	0	0	0	0	0	0	0	
Notice of Transfer Allocations (NTA)	0	0	0	0	0	0	0	0	0	
MDS Checks Issued	0	0	0	0	0	0	0	0	0	
Advice to Debit Account	0	0	0	0	0	0	0	0	0	
Working Fund for FAPs	0	0	0	0	0	0	0	0	0	
Cash Disbursement Ceiling (CDC)	0	0	0	0	0	0	0	0	0	
<b>TOTAL CASH DISBURSEMENTS</b>	<b>0</b>	<b>0</b>	<b>0</b>	<b>0</b>	<b>0</b>	<b>0</b>	<b>0</b>	<b>0</b>	<b>0</b>	
NON-CASH DISBURSEMENTS	0	0	0	0	0	0	0	0	0	
Tax Remittance Advices Issued (TRA)	0	0	0	0	0	0	0	0	0	
Non-Cash Availment Authority (NCAA)	0	0	0	0	0	0	0	0	0	
Disbursements effected through outright deductions from claims (please specify...)	0	0	0	0	0	0	0	0	0	
Overpayment of expenses(e.g. personnel benefits)	0	0	0	0	0	0	0	0	0	
Restitution for loss of government property	0	0	0	0	0	0	0	0	0	
Liquidated damages and similar claims	0	0	0	0	0	0	0	0	0	
Others(TEF, BTr-Documentary Stamp Tax, etc.)	0	0	0	0	0	0	0	0	0	
<b>TOTAL NON-CASH DISBURSEMENTS</b>	<b>0</b>	<b>0</b>	<b>0</b>	<b>0</b>	<b>0</b>	<b>0</b>	<b>0</b>	<b>0</b>	<b>0</b>	
<b>GRAND TOTAL</b>	<b>0</b>	<b>0</b>	<b>0</b>	<b>0</b>	<b>0</b>	<b>0</b>	<b>0</b>	<b>0</b>	<b>0</b>	

**CONSOLIDATED MONTHLY REPORT OF DISBURSEMENTS**  
For the month of December 2019

Department: Department of Budget and Management (DBM)  
 Agency: Office of the Secretary  
 Operating Unit: ALL  
 Organization Code: 06 001 0100000  
 Fund Cluster: 04 Special Account - Foreign Assisted/Foreign Grants Fund

**SUMMARY**

Particulars	Previous Report	This Month	As at Date
(1)	(2)	(3)	(4)
Total Disbursement Authorities Received	0	0	0
NCA	0	0	0
NTA	0	0	0
Working Fund	0	0	0
TRA	0	0	0
CDC	0	0	0
NCAA	0	0	0
Less: Notice of Transfer of Allocations (NTA)* issued	0	0	0
Total Disbursement Authorities Available	0	0	0
Less:	0	0	0
Lapsed NCA	0	0	0
Disbursements	0	0	0
Less: Other Non-Cash Disbursements	0	0	0
Disbursements effected through outright deductions from claims	0	0	0
Overpayment of expenses(e.g. personnel benefits)	0	0	0
Restitution for loss of government property	0	0	0
Liquidated damages and similar claims	0	0	0
Others (e.g. TEF, BTr, Docs Stamp, etc.)	0	0	0
Add/Less: Adjustments (e.g. cancelled/staled checks)	0	0	0
Balance of Disbursement Authorities as at date	0	0	0
Total Disbursements Program	0	0	0
Less: *Actual Disbursements	0	0	0
(Over)/Under spending	0	0	0

Notes: \* The use of NTA is discouraged  
 Notes: \*\* Amounts should tally with the grand total disbursement (column 27).

Certified Correct:

  
JEFFREY D. GALARPE

OIC-Chief Accountant

Date: 01/10/2020

Recommending Approval:

  
DANTE B. DE CHAVEZ

Director IV, Finance Service

Date: Jan. 10, 2020

Approved By:

  
ACHILLES GERARD C. BRAVO

Assistant Secretary

Date:

**CONSOLIDATED MONTHLY REPORT OF DISBURSEMENTS**  
For the month of December 2019

Department : Department of Budget and Management  
 Agency/Entity : Office of the Secretary  
 Operating Unit : ALL  
 Organization Code (UACS) : 06 001 0100000  
 Fund Cluster : 01Regular Agency Fund

PARTICULARS	CURRENT YEAR BUDGET					PRIOR YEAR'S BUDGET											TRUST LIABILITIES						
	PS	MODE	Fin. Exp	CO	TOTAL	PRIOR YEAR'S ACCOUNTS PAYABLE					CURRENT YEAR'S ACCOUNTS PAYABLE						SUB-TOTAL	PS	MODE	CO	TOTAL	PS	
						PS	MODE	Fin. Exp	CO	Sub-Total	PS	MODE	Fin. Exp	CO	Sub-Total	TOTAL							PS
1	2	3	4	5	6=(2+3+4+5)	7	8	9	10	11=(7+8+9+10)	12	13	14	15	16=(12+13+14+15)	17=(11+16)	18=(6+17)	19	20	21	22=(19+20+21)	23	
<b>CASH DISBURSEMENTS</b>																							
Notice of Cash Allocation (NCA)	108,885,490.94	37,392,530.78	22,016.20	2,890,817.58	149,495,255.50	-	62,446,003.04	-	-	62,446,003.04	-	443,959.53	-	-	443,959.53	62,889,962.57	212,385,218.07	1,251,813.10	-	-	1,251,813.10	110,138,304.04	
MDS Checks Issued	9,745,621.30	17,634,730.71	800.00	2,699,466.07	30,080,548.08	-	-	-	-	-	-	-	-	-	-	30,080,548.08	777,220.33	-	-	-	777,220.33	10,522,841.63	
Advice to Debit Account	99,140,859.64	20,057,800.07	21,818.20	194,121.51	119,414,607.42	-	62,446,003.04	-	-	62,446,003.04	-	443,959.53	-	-	443,959.53	62,889,962.57	182,304,369.59	474,692.77	-	-	474,692.77	99,615,462.41	
Notice of Transfer Allocations (NTA)																							
MDS Checks Issued																							
Advice to Debit Account																							
Working Fund for FAPs																							
Cash Disbursement Ceiling (CDC)																							
<b>TOTAL CASH DISBURSEMENTS</b>																							
<b>NON-CASH DISBURSEMENTS</b>																							
Tax Remittance Advices Issued (TRA)	9,815,870.55	6,789,856.70	1,234.86	192,232.52	16,798,994.76	-	-	-	-	-	-	-	-	-	-	-	-	-	-	-	-	9,815,870.55	
Non-Cash Availment Authority (NCAA)																							
Disbursements effected through outright deductions from claims (please specify...)																							
Overpayment of expenses (e.g. personnel benefits)																							
Restitution for loss of government property																							
Liquidated damages and similar claims																							
Others (TEF, BTI Docs, Stamp Tax, etc.)																							
<b>TOTAL NON-CASH DISBURSEMENTS</b>																							
<b>TOTAL</b>	118,702,181.50	44,462,387.48	23,851.06	3,035,850.10	166,294,259.26	-	62,446,003.04	-	-	62,446,003.04	-	443,959.53	-	-	443,959.53	62,889,962.57	229,154,212.83	1,251,813.10	-	-	1,251,813.10	119,933,074.76	


**SUMMARY:**


	Previous Report	This month	As at Date
Total Disbursement Authorities Received			
NCA	6,017,334,342.00	348,716,687.24	6,356,051,029.24
NTA			-
Working Fund			-
TRA	119,456,397.79	18,789,864.78	138,235,392.55
CDC			-
NCAA			-
Others (CDT, BTI Docs Stamp, etc.)			-
Less: Notice of Transfer Allocations (NTA) issued			-
<b>Total Disbursements Authorities Available</b>	<b>6,126,800,739.79</b>	<b>367,465,682.00</b>	<b>6,494,266,421.79</b>
Less: Lapsed NCA	1,892,800,004.51	412,244,548.87	2,305,044,553.38
Disbursements **	4,180,820,142.84	230,408,025.83	4,411,228,168.77
Less: Other Non-Cash Disbursements			-
Disbursements effected through outright deductions from claims			-
Overpayment of expenses (e.g. personnel benefits)			-
Restitution for loss of government property			-
Liquidated damages and similar claims			-
Others (CDT, BTI Docs Stamp, etc.)			-
Add/Less: Adjustments (e.g. cancelled/stated checks)	211,554,142.39	12,290,175.00	223,764,317.39
Balance of Disbursements Authorities as of to date	264,834,734.89	(264,834,734.89)	-


	Previous Report	This month	As at Date
Total Disbursements Program	6,901,657,908.71	337,831,992.35	7,239,479,901.06
Less: * Actual Disbursements	4,180,820,142.84	230,408,025.83	4,411,228,168.77
(Over)/Under spending	2,781,037,765.87	127,415,966.42	2,908,453,732.29

Notes: \*\*The use of NTA is discouraged  
 \*Amounts should tally with the grand total disbursements (column 27)

\*adjustment was from DBM-CO to reflect correct as of date balances

Certified Correct:  
  
 JEFFREY B. SALAZAR  
 Chief Accountant 01/10/2020

Recommending Approval By:  
  
 DANTE B. DE CHAVEZ  
 Director IV, Finance Service  
 1/10/2020

Approved By:  
  
 ACHILLES GERARDO C. BRAVO  
 Assistant Secretary

FAR No. 4

GRAND TOTAL				Remarks
MOOE	Fin. Exp	CO	TOTAL	
24	25	26	27=(23+24+25+26)	28
100,882,463.35	22,216.20	2,892,617.58	213,837,001.17	
17,034,730.71	800.00	2,090,490.07	30,857,888.41	
82,947,702.84	21,818.20	194,121.51	182,779,102.78	
-	-	-	-	
8,783,856.70	1,234.88	162,232.52	16,750,094.70	
-	-	-	-	
107,972,350.05	23,851.08	3,095,850.10	230,408,025.93	