



CONSOLIDATED QUARTERLY REPORT OF REVENUE AND OTHER RECEIPTS
For the Quarter Ending December 31, 2015

Department: **Department of Budget & Management**
Agency: **Central Office/Regional Office**
Operating Unit:
Organization Code (UACS) : **060010100000**

CLASSIFICATION / SOURCES OF REVENUE AND OTHER RECEIPTS	UACS CODE	REVENUE TARGET (Annual)	Actual Income Collections for the quarter					CUMULATIVE REMITTANCE / DEPOSITS TO DATE			VARIANCE		REMARKS
			1st Quarter	2nd Quarter	3rd Quarter	4th Quarter	Total	Remittance to BTr	Deposited with AGDB	Total	Amount	%	
1	2	3	4	5	6	7	8=(4+5+6+7)	9	10	11	12	13	14
A. General Fund (formerly Fund 101)													
- Tax													
- Non-Tax													
Interest Income	40202210	0.00	939.12	1,187.86	1,234.40	924.46	4,285.84	3,361.38	924.46	4,285.84	4,285.84	-	From Payroll Fund Acct & Working Fund for Institutionalizing Zero-Based Budget/Program Evaluation Project
Other Gains	40501990	0.00	64,500.00	20,980.25	52,500.00	3,345,236.65	3,483,216.90	3,337,183.66	213,633.25	3,550,816.91	3,483,216.90	-	Bid Documents, Sale of scrap materials
Fines and Penalties-Service Income	40202230	0.00	236,807.07	245,547.81	243,957.89	679,904.14	1,406,216.91	0.00	0.00	0.00	1,406,216.91	-	Liquidated Damages
B. Specific Account in the General Fund (formerly Fund 105,183,401,151-159)													
C. Off-Budget Accounts (formerly Fund 161 to 164, etc.)													
Other Business Income	40202990	0.00	51,950.00	67,800.00	28,000.00	45,952.50	193,702.50	0.00	193,702.50	193,702.50	193,702.50	-	DBM Cottage Fees
D. Custodial Funds (formerly Fund 101-184, 187)													
Income from Grants and Donations in Cash	40402010	0.00	0.00	1,710,000.00	0.00	0.00	1,710,000.00	0.00	1,710,000.00	1,710,000.00	1,710,000.00	-	PSF Financial Assistance
TOTAL			354,196.19	2,045,515.92	325,692.29	4,072,017.75	6,797,422.15	3,340,545.04	2,118,260.21	5,458,805.25	6,797,422.15	0.00	

Certified Correct:


ESPERANZA Q. IGNACIO
Chief Accountant
Date: 9

Approved By

DARA C. JACUSAR
Undersecretary
Date: 1/29/2016

Department: Department of Budget and Management
Agency:
Operating Unit:
Org. Code (UACS): 06001
Funding Source Code (As Clustered) 01- Regular Agency Fund


PARTICULARS	CURRENT YEAR BUDGET					PRIOR YEAR'S BUDGET										SUB-TOTAL		TRUST LIABILITIES				GRAND TOTAL					Remarks
						PRIOR YEAR'S ACCOUNTS PAYABLE					CURRENT YEAR'S ACCOUNTS PAYABLE							TRUST LIABILITIES				GRAND TOTAL					
	PS	MOOE	Fin. Exp	CO	TOTAL	PS	MOOE	Fin. Exp	CO	Sub-Total	PS	MOOE	Fin. Exp	CO	Sub-Total	TOTAL	PS	MOOE	CO	TOTAL	PS	MOOE	Fin. Exp	CO	TOTAL		
Notice of Cash Allocation (NCA)																											
MDS Checks Issued	9,860,890.54	18,437,070.59	-	2,038,817.81	30,336,778.94	13,400.00	-	-	-	13,400.00	-	515,216,725.72	-	-	515,216,725.72	515,230,125.72	545,566,904.66	982,789.54	-	-	982,789.54	10,857,080.08	533,653,796.31	-	2,038,817.81	546,549,694.20	
Advice to Debit Account	38,432,119.23	18,735,280.12	-	1,353,942.15	58,521,341.50	-	1,581,644.26	-	-	1,581,644.26	-	2,466,144.50	-	86,867.19	2,553,011.69	4,134,655.95	62,655,997.45	12,532,895.60	91,150.00	-	12,624,045.60	50,965,014.83	22,874,218.88	-	1,440,809.34	75,280,043.05	
Working Fund (NCA Issued to BTr)																											
Tax Remittance Advices Issued (TRA)	8,590,400.96	1,199,269.54	-	128,153.40	9,917,823.90	-	102,409.85	-	-	102,409.85	-	59,309.26	-	-	59,309.26	161,719.11	10,079,543.01	-	-	-	-	8,590,400.96	1,360,988.65	-	128,153.40	10,079,543.01	
Cash Disbursement Ceiling (CDC)																											
Non-Cash Availment Authority (NCAA)																											
Others (CDT, BTr Docs Stamp, etc.)																											
Total	56,883,410.73	38,371,620.25	-	3,520,913.36	98,775,944.34	13,400.00	1,684,054.11	-	-	1,697,454.11	-	517,742,179.48	-	86,867.19	517,829,046.67	519,526,500.78	618,302,445.12	13,515,685.14	91,150.00	-	13,606,835.14	70,412,495.87	557,889,003.84	-	3,607,780.55	631,909,280.26	


SUMMARY:

	Previous Report (November)	This month (December)	As of Date
Total Disbursement Authorities Received			
NCA	1,692,977,876.43	173,426,868.00	1,866,404,744.43
Working Fund			
TRA	68,538,940.80	10,079,543.01	78,618,483.81
CDC			
NCAA			
Others (CDT, BTr Docs Stamp, etc.)			
Adjustment on NCA after Report Date	(45.00)		(45.00)
Adjustment on TRA after Report Date	45,689.29		45,689.29
Less: Notice of Transfer Allocations (NTA)* issued			
Total Disbursements Authorities Available	1,761,562,461.52	183,506,411.01	1,945,068,872.53
Less: Lapsed NCA	270,641,850.42		
Adjustment on Lapsed NCA after Report Date	689,063.29	271,330,933.71	145,767,414.78
Disbursements *	896,499,523.34		417,098,348.49
Adjustment on Disbursement after Report Date	(438,279.56)	696,061,243.78	1,527,970,524.04
	1,167,392,177.49	777,676,695.04	1,945,068,872.53
Balance of Disbursements Authorities as of to date	594,170,284.03	(594,170,284.03)	

	Previous Report (November)	This month (December)	As of Date
Total Disbursements Program	1,100,580,000.00	137,776,000.00	1,238,356,000.00
Less: * Actual Disbursements	896,499,523.34	631,909,280.26	1,528,408,803.60
Adjustment on Disbursement after Report Date	(438,279.56)		(438,279.56)
	896,061,243.78	631,909,280.26	1,527,970,524.04
(Over)/Under spending	204,518,756.22	(494,133,280.26)	(289,614,524.04)

Notes: The use of NTA is discouraged
* Amounts should tally

Certified Correct:

ESPERANZA Q. IGNACIO
Chief Accountant
Date:

Approved By:

DARA C. ACUSAR
Undersecretary
Date: 1/29/2016

CONSOLIDATED MONTHLY REPORT OF DISBURSEMENTS
For the month of December, 2015

Department: Department of Budget and Management
Agency:
Operating Unit:
Organization Code (UACS): 060010100000
Funding Source Code: (as clustered) 01-Regular Agency Fund (103)


Particulars	Current Year Budget				PRIOR YEAR'S BUDGET							SUB-TOTAL	Trust Liabilities			Grand Total			
	PS	MOE	ECC	Total	Prior Years' Accounts Payable			Current Year's Accounts Payable			TOTAL		PS	MOE	ECC	PS	MOE	ECC	Total
					PS	MOE	ECC-TPS	MOE	ECC	Sub-Total									
NOTICE OF CASH ALLOCATION																			
MDS Checks Issued	104,986,105.00	3,809,273,154.00		3,914,259,259.00						-	-	3,914,259,259.00				104,986,105.00	3,809,273,154.00		3,914,259,259.00
Advice to Debit Account	3,138,304.00	28,973,067,640.08		28,976,205,944.08		1,250,000.00		475,501,048.00		475,501,048.00	475,501,048.00	29,451,706,992.08				3,138,304.00	29,449,818,688.08		29,452,956,992.08
TAX REMITTANCE ADVICES ISSUED																			
CASH DISBURSEMENT CEILING																			
NON-CASH AVAILMENT AUTHORITY																			
Total	108,124,409.00	32,782,340,794.08		32,890,465,203.08		1,250,000.00		475,501,048.00		475,501,048.00	475,501,048.00	33,365,966,251.08	-	-		108,124,409.00	33,259,091,842.08		33,367,216,251.08

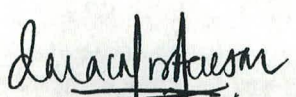
SUMMARY:

	Previous Report (Nov.)	This Month (Dec.)	As of Date
Total Disbursement Authority Received			
NCA	366,689,696,565.83	33,345,764,903.06	400,035,461,468.89
Working Fund			
TRA			
CDC			
NCAA			
Others (CDT, BTr, Docs Stamp, etc.)			
Less Notice of Transfer allocation (NTA) issued			
Total Disbursements Authorities Available	366,689,696,565.83	33,345,764,903.06	400,035,461,468.89
Less: Lapsed NCA	127,573,491.16	8,551,253.95	136,124,745.11
Disbursements	365,164,158,346.45	33,367,216,251.08	398,531,374,597.53
Adjustments on Disbursements after Report Date	1,367,962,126.25		1,367,962,126.25
Total	366,659,693,969.86	33,375,767,505.03	400,035,461,468.89
Balance of Disbursements Authorities as of to date	30,002,601.97	(30,002,601.97)	0.00

Total disbursement Program
Less: Actual Disbursements
Over(Under) spending

	Previous Report (Nov.)	This Month (Dec.)	As of Date
Total disbursement Program	365,164,158,346.45	33,395,376,788.06	398,559,535,134.51
Less: Actual Disbursements	365,164,158,346.45	33,395,376,788.06	398,559,535,134.51
Over(Under) spending	-	-	-


ESPERANZA Q. IGNACIO
Chief Accountant


DARA C. ACUSAR
Undersecretary

Department: Department of Budget and Management
Agency:
Operating Unit:
Org. Code (UACS): 06001
Funding Source Code (As Clustered): 04- Foreign Assisted/ Grants

Particulars	Current Year Budget					Prior Year's Budget											Sub-Total	Trust Liabilities					PS	Grand Total				Remark
						Prior Year's Accounts Payable					Current Year's Accounts Payable					Total												
	PS	MOE	Fin. Exp	CO	Total	PS	MOE	Fin. Exp	CO	Sub-Total	PS	MOE	Fin. Exp	CO	Sub-Total			Total	PS	MOE	CO	Total		PS	MOE	Fin. Exp	CO	
Notice of Cash Allocation (NCA)	-	-	-	-	-	-	-	-	-	-	-	-	-	-	-	-	-	-	-	-	-	-	-	-	-	-	-	-
MDS Checks Issued	-	585,374.98	-	-	585,374.98	-	-	-	-	-	-	-	-	-	-	-	585,374.98	-	-	-	-	-	585,374.98	-	-	-	585,374.98	
Advice to Debit Account																												
Working Fund (NCA Issued to BTr)																												
Tax Remittance Advices Issued (TRA)		132,721.18			132,721.18												132,721.18						132,721.18				132,721.18	
Cash Disbursement Ceiling (CDC)					-												-						-				-	
Non-Cash Availment Authority (NCAA)		1,848,550.00			1,848,550.00												1,848,550.00						1,848,550.00				1,848,550.00	
Others (CDT, BTr Docs Stamp, etc.)					-												-						-				-	
Total	-	2,566,646.16	-	-	2,566,646.16	-	-	-	-	-	-	-	-	-	-	-	2,566,646.16	-	-	-	-	-	2,566,646.16	-	-	-	2,566,646.16	

SUMMARY:

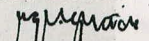
	Previous Report (November)	This month (December)	As of Date
Total Disbursement Authorities Received			
NCA	6,921,804.01	616,000.00	7,537,804.01
Working Fund (beginning balance)	1,975,521.41		1,975,521.41
TRA	2,624,165.83	132,721.18	2,756,887.01
CDC			
NCAA	1,848,550.00	1,848,550.00	3,697,100.00
Others (CDT, BTr Docs Stamp, etc.)			
Interest Income on Working Fund	2,374.26		2,374.26
Less: Notice of Transfer Allocations (NTA)* issued			
Total Disbursements Authorities Available	13,372,415.51	2,597,271.18	15,969,686.69
Less: Lapsed NCA	2,226,033.44	967,469.85	3,193,503.29
Disbursements *	7,939,642.83	2,566,646.16	10,506,288.99
Closing of World Bank Account	2,262,783.66		2,262,783.66
Adjustment on Disbursement after Report Date	5,110.75		5,110.75
	12,435,570.68	3,534,116.01	15,969,686.69
Balance of Disbursements Authorities as of to date	936,844.83	(936,844.83)	-

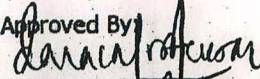
Total Disbursements Program
Less: * Actual Disbursements
Adjustment on Disbursement after Report Date
(Over)/Under spending

Previous Report (November)	This month (December)	As of Date
7,944,753.58	2,566,646.16	10,511,399.74
7,939,642.83	2,566,646.16	10,506,288.99
5,110.75		5,110.75

Notes: The use of NTA is discouraged

* Amounts should tally

Certified Correct:

ESPERANZA Q. IGNACIO
Chief Accountant
Date:

Approved By:

DARAC A. SOSA
Assistant Secretary
Date: 1/29/2016