



DEPARTMENT OF THE INTERIOR AND LOCAL GOVERNMENT

The Department of the Interior and Local Government (DILG) seal/logo shows a sun draped by a dove-shaped flag, to symbolize peace and security. It occupies a prominent place in the center of the design to reflect Government's concern in bringing about a peaceful and secure community through the Department and its attached agencies. The symbol manifests DILG's commitment to defend the Constitution of the Republic. The shield (for protection) has three stars representing Luzon, Visayas, Mindanao. The figure of people in a circle, touching hands, represents the regions of the country and typifies the capacity-building and institutional development role of the Department, and the necessity for teamwork and collaboration in the performance of its functions.

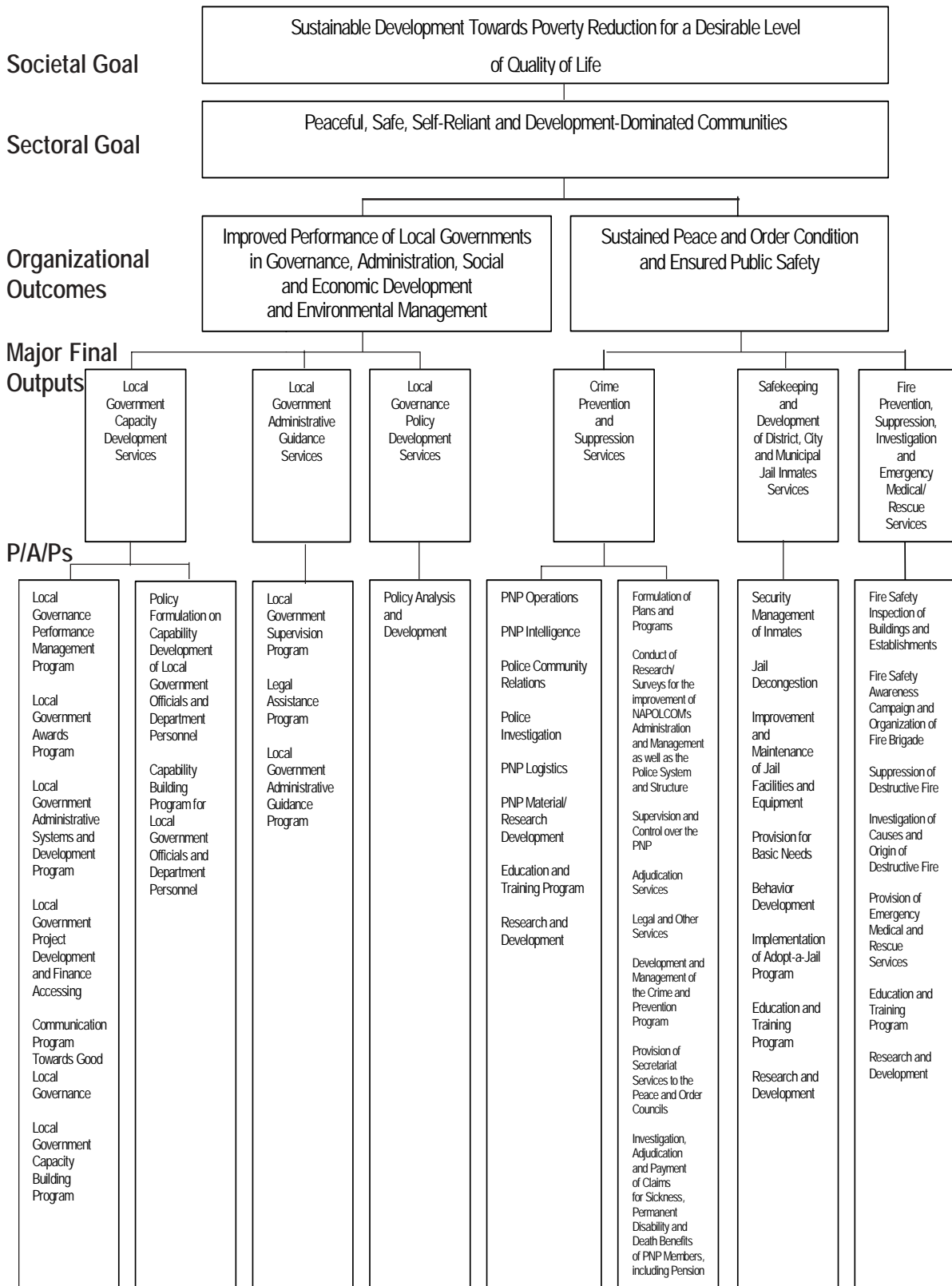
Legal Basis

- **Acta de Tejeros** (March 22, 1897) provided the roots of the present DILG with the establishment of the Department of Interior during the Revolutionary Government of 1897.
- **Presidential Decree No. 1** (September 24, 1972) created the Department of Local Government and Community Development (DLGCD).
- **Executive Order No. 777** (February 28, 1982) reorganized and renamed the DLGCD as Ministry of Local Government, later Department of Local Government (DLG) with the change to presidential form of government.
- **Executive Order No. 262** (July 25, 1987), Reorganization Act of the Department of Local Government, reorganized the DLG to enhance its capability in assisting the President in the exercise of general supervision over local governments, in promoting local autonomy, in encouraging community empowerment, and in maintaining public order and safety services.
- **Republic Act No. 6975** (December 13, 1990), Department of the Interior and Local Government Act of 1990, reorganized the DLG into the Department of the Interior and Local Government.

Mandate

The Department of the Interior and Local Government (DILG) promotes peace and order, ensures public safety, and strengthens the capability of local government units to effectively deliver basic services to the citizenry.

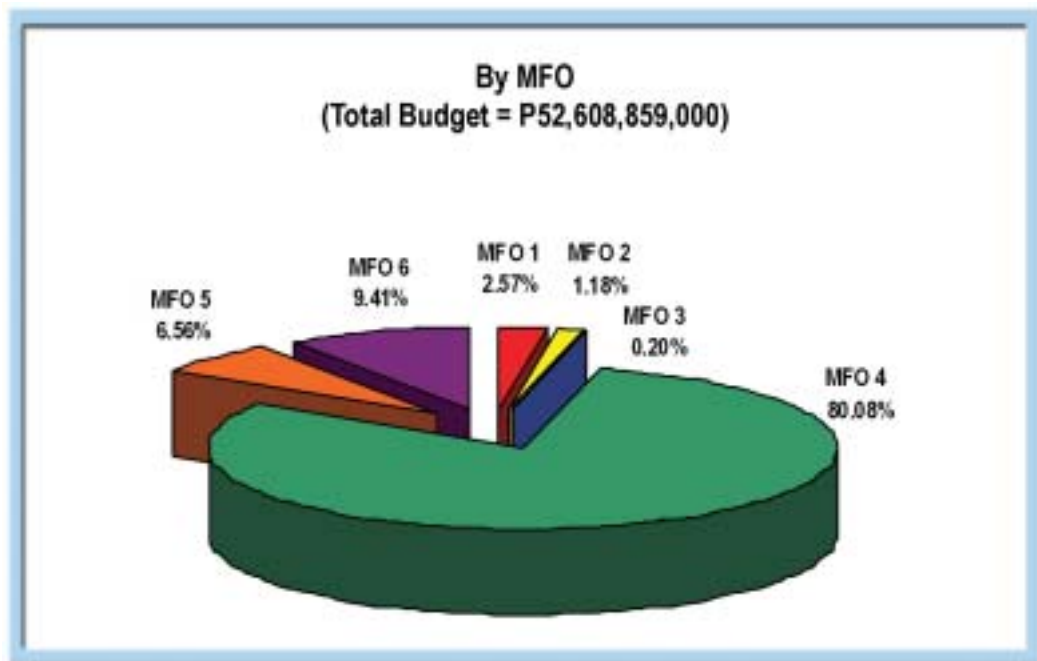
Logical Framework (DILG)



FY 2008 MFO BUDGET

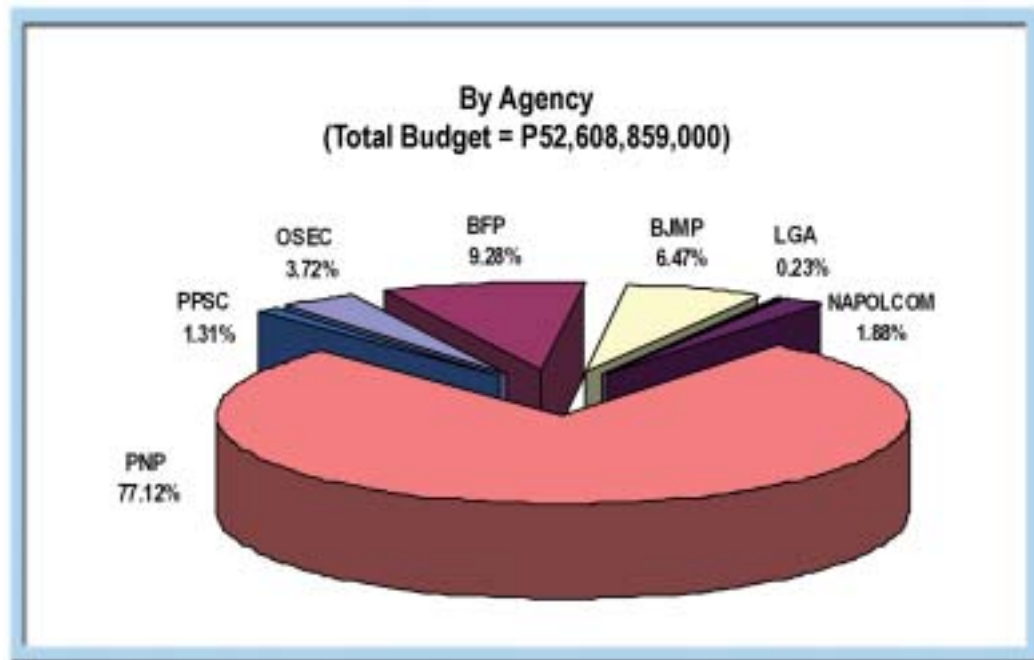
By MFO/By Expense Class (In thousand Pesos)

Particulars	PS	MOOE	CO	TOTAL	% Share
MFO 1 Local Government Capacity Development Services	835,666	265,239	250,666	1,351,571	2.57%
MFO 2 Local Government Administrative Guidance Services	532,880	89,100	1,246	623,226	1.18%
MFO 3 Local Governance Policy Development Services	69,488	33,483	61	103,032	0.20%
MFO 4 Crime Prevention and Suppression Services	36,872,279	4,574,176	682,883	42,129,338	80.08%
MFO 5 Safekeeping and Development of District, City and Municipal Jail Inmates Services	1,934,967	1,433,053	83,040	3,451,060	6.56%
MFO 6 Fire Prevention, Suppression, Investigation and Emergency Medical/ Rescue Services	4,050,091	741,771	158,770	4,950,632	9.41%
TOTAL	44,295,371	7,136,822	1,176,666	52,608,859	100%
% Share	84.20%	13.57%	2.24%	100%	



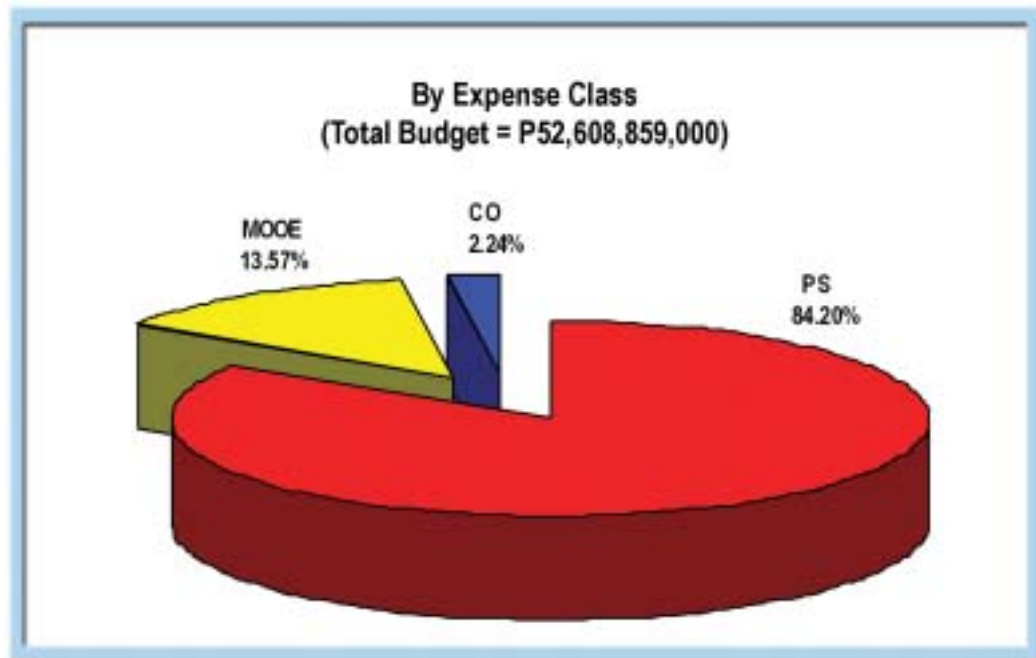
By Agency/By MFO
(In thousand Pesos)

Particulars	MFO 1	MFO 2	MFO 3	MFO 4	MFO 5	MFO 6	TOTAL	% Share
	Local Government Capacity Development Services	Local Government Administrative Guidance Services	Local Governance Policy Development Services	Crime Prevention and Suppression Services	Safekeeping and Development of District, City and Municipal Jail Inmates Services	Fire Prevention, Suppression, Investigation and Emergency Medical/Rescue Services		
Department of the Interior and Local Government								
Office of the Secretary	1,232,414	623,226	103,032	-	-	-	1,958,672	3.72%
Bureau of Fire Protection	-	-	-	-	-	4,881,849	4,881,849	9.28%
Bureau Jail Management and Penology	-	-	-	-	3,402,912	-	3,402,912	6.47%
Local Government Academy	119,157	-	-	-	-	-	119,157	0.23%
National Police Commission	-	-	-	987,698	-	-	987,698	1.88%
Philippine National Police	-	-	-	40,570,742	-	-	40,570,742	77.12%
Philippine Public Safety College	-	-	-	570,898	48,148	68,783	687,829	1.31%
TOTAL	1,351,571	623,226	103,032	42,129,338	3,451,060	4,950,632	52,608,859	100%
% Share	2.57%	1.18%	0.20%	80.08%	6.56%	9.41%	100%	



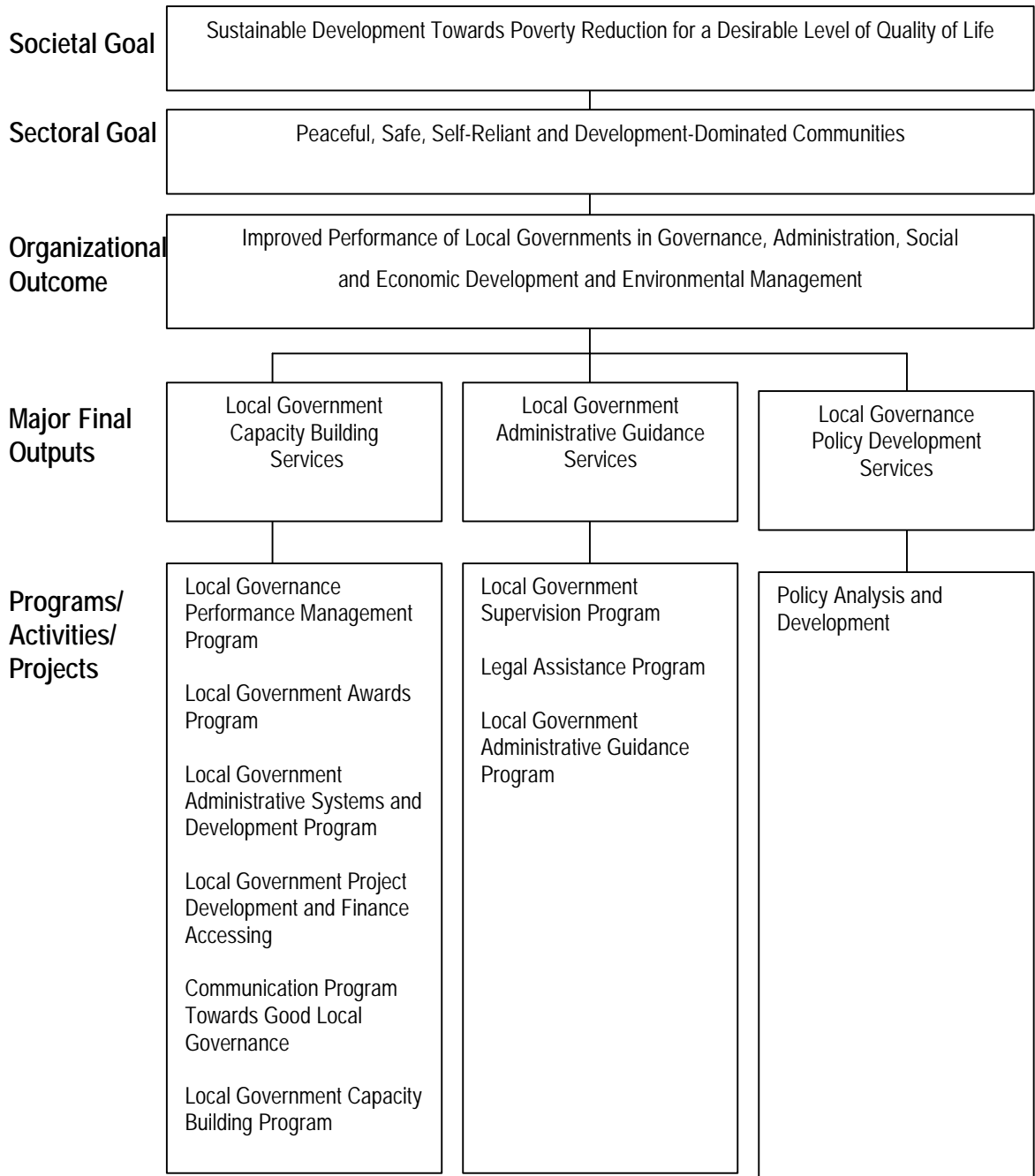
By Agency/By Expense Class
(In thousand Pesos)

Particulars	PS	MOOE	CO	TOTAL	% Share
DILG-Office of the Secretary	1,425,845	281,604	251,223	1,958,672	3.72%
Bureau of Fire Protection	4,009,028	714,051	158,770	4,881,849	9.28%
Bureau of Jail Management and Penology	1,906,223	1,413,649	83,040	3,402,912	6.47%
Local Government Academy	12,189	106,218	750	119,157	0.23%
National Police Commission	853,285	121,687	12,726	987,698	1.88%
Philippine National Police	35,678,170	4,222,415	670,157	40,570,742	77.12%
Philippine Public Safety College	410,631	277,198	-	687,829	1.31%
TOTAL	44,295,371	7,136,822	1,176,666	52,608,859	100%
% Share	84.20%	13.57%	2.24%	100%	



DILG-Office of the Secretary

LOGICAL FRAMEWORK (DILG-OSEC)



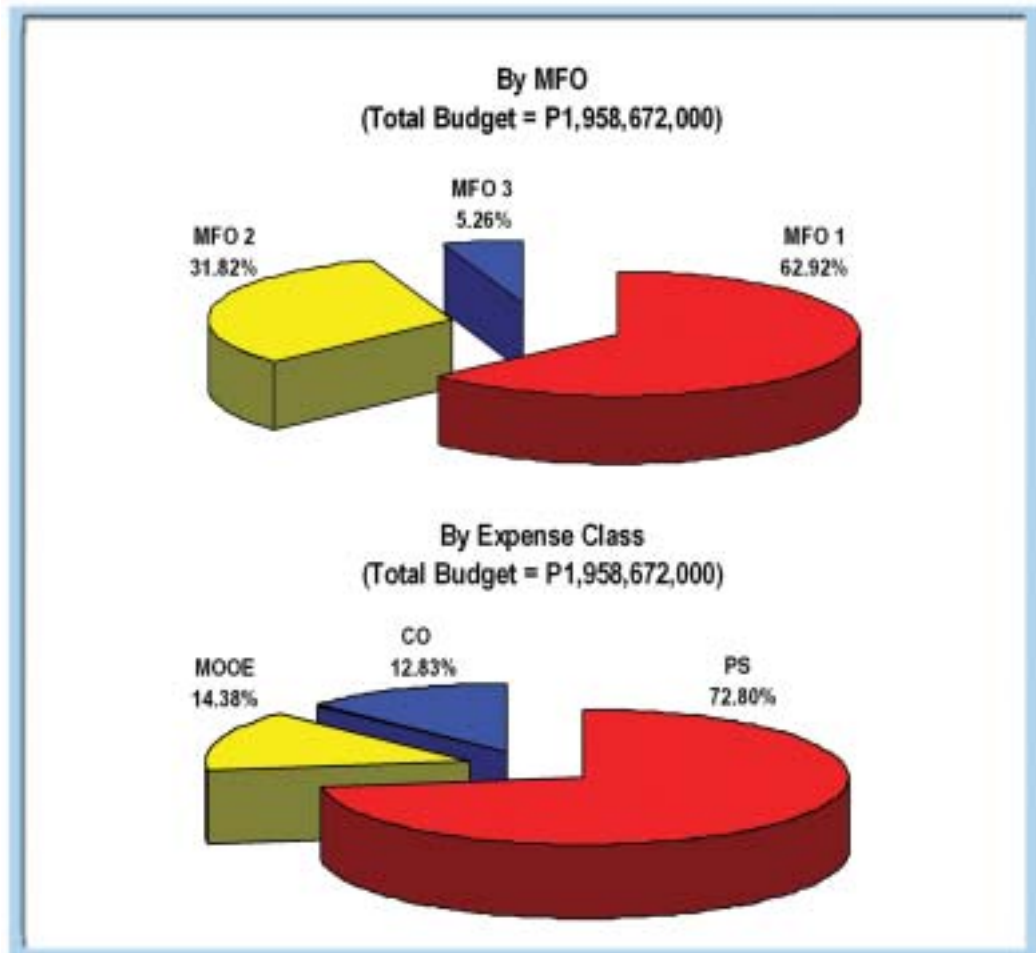
PERFORMANCE MEASURES AND TARGETS

Particulars	FY 2007		FY 2008	
	Target	Amount (In P'000)	Target	Amount (In P'000)
MFO 1 Local Government Capacity Building Services Performance Indicators: % of Local Governments provided with technical assistance on Governance, Administration, Social and Economic Development and Environmental Management (GASEE) with improved State of Local Governance Client satisfaction rating on DILG capacity building services % of Local Governments with Annual State of Local Governance Reports (SLGRs)	100% Provs. – 74 Cities – 116 Muns. – 1,400 Brgys. – 39,525 (excluding ARMM)	1,457,228	100% Provs. – 81 Cities – 131 Muns. – 1,497 Brgys. – 41,994	1,232,414
MFO 2 Local Government Administrative Guidance Services Performance Indicators: % of Local Governments complying with policies (per policy) Policy requirements compliance rate of Local Governments (per policy) Decrease in the number of Local Government officials with administrative complaints or cases filed against them	100% 80% 5%	608,488	100% 80% 5%	623,226
MFO 3 Local Governance Policy Development Services Performance Indicators: % of priority policy agenda with proposals submitted within the prescribed period for presidential or legislative approval % of approved presidential and legislative issuances with implementing guidelines issued within the prescribed period No. of position papers prepared within the prescribed period % of issues identified in the implementation of the Local Government Code with proposed amendments submitted to Congress within the prescribed period	100% 100% as need arises 100%	107,783	100% 100% as need arises 100%	103,032
TOTAL		<u>P 2,173,499</u>		<u>P 1,958,672</u>

FY 2008 MFO BUDGET

By MFO/By Expense Class
(In thousand pesos)

Particulars	PS	MOOE	CO	TOTAL	% Share
MFO 1 Local Government Capacity Building Services	823,477	159,021	249,916	1,232,414	62.92%
MFO 2 Local Government Administrative Guidance Services	532,880	89,100	1,246	623,226	31.82%
MFO 3 Local Governance Policy Development Services	69,488	33,483	61	103,032	5.26%
TOTAL	<u>1,425,845</u>	<u>281,604</u>	<u>251,223</u>	<u>1,958,672</u>	100%
% Share	<u>72.80%</u>	<u>14.38%</u>	<u>12.83%</u>	<u>100%</u>	



Bureau of Fire Protection



The Bureau of Fire Protection (BFP) seal is a triangular shield to represent the three elements of fire – fuel, oxygen, heat – symbolizing a firefighter's burning desire to serve mankind. The red Maltese cross-like figure on the shield, with the basic tools/equipment for firefighting reflected thereat, is the BFP badge of honor, each arm representing a major concern of the agency: extinguishing fires, enforcement, education, and investigation. Very prominently placed at the center of the seal is an image of Lapu-Lapu, superimposed on the national colors of the Philippine flag, to represent leadership, bravery and heroism which all firefighters must have in abundance. Laurel leaves surround the figure to signify honor in protecting and serving the provinces nationwide that they represent. The shield's predominantly black color represents the totality of fire protection administration in the country while the yellow edges along the shield symbolize the exhilarating glow that lights every firefighter's heart when they "protect and serve."

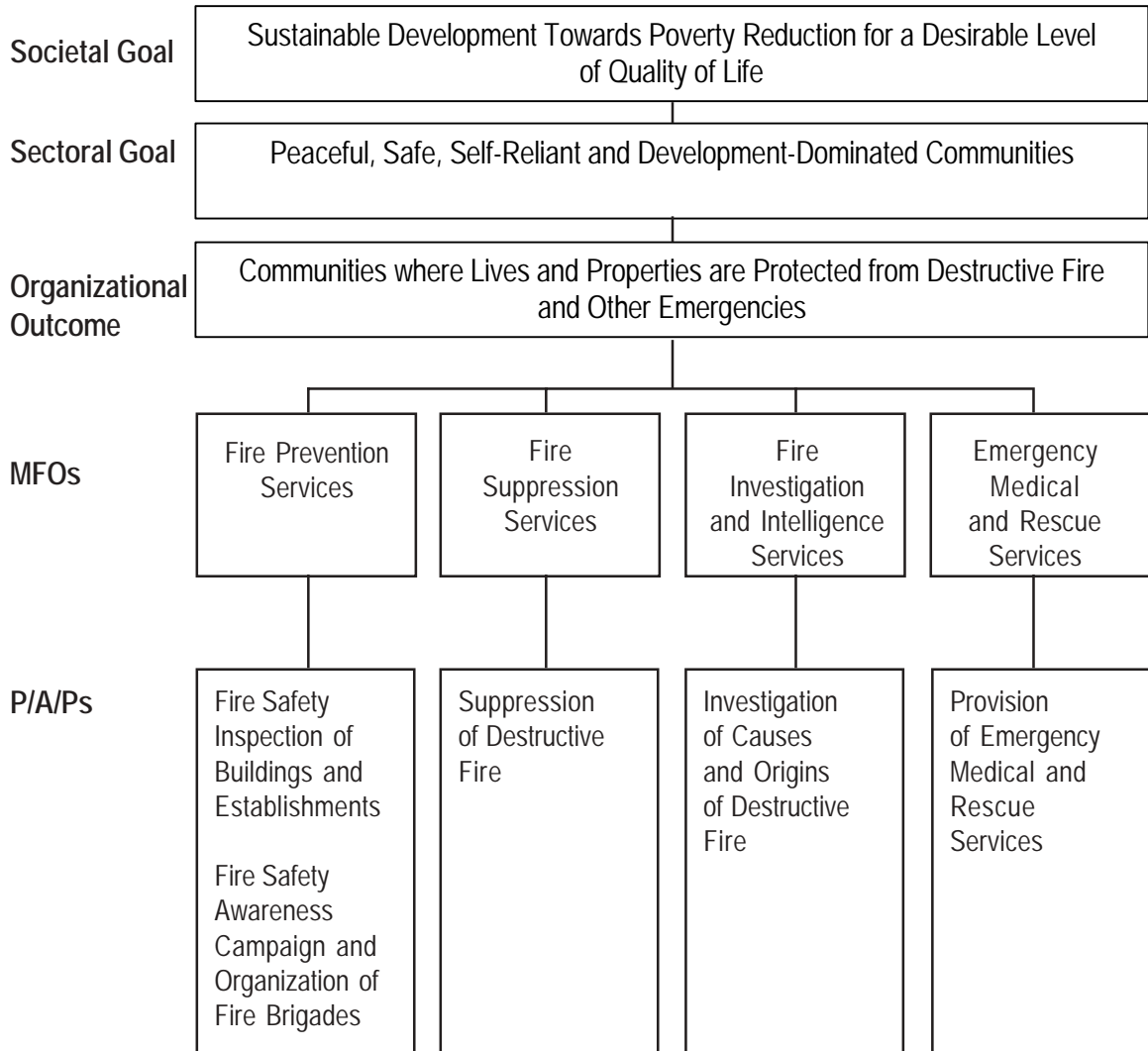
Legal Basis

Republic Act No. 6975 (December 13, 1990) established the Bureau of Fire Protection under a reorganized Department of the Interior and Local Government.

Mandate

The Bureau of Fire Protection (BFP) is responsible for the prevention and suppression of all destructive fires in buildings, houses and other structures, forests, land transportation vehicles and equipment, ships or vessels docked at piers or wharves or anchored in major seaports, petroleum industry installations, plane crashes and other similar incidents. The BFP enforces the Fire Code and other related laws and investigates all causes of fires and, if necessary, files the proper complaints with the city or provincial prosecutor who has jurisdiction over the case.

LOGICAL FRAMEWORK (BFP)



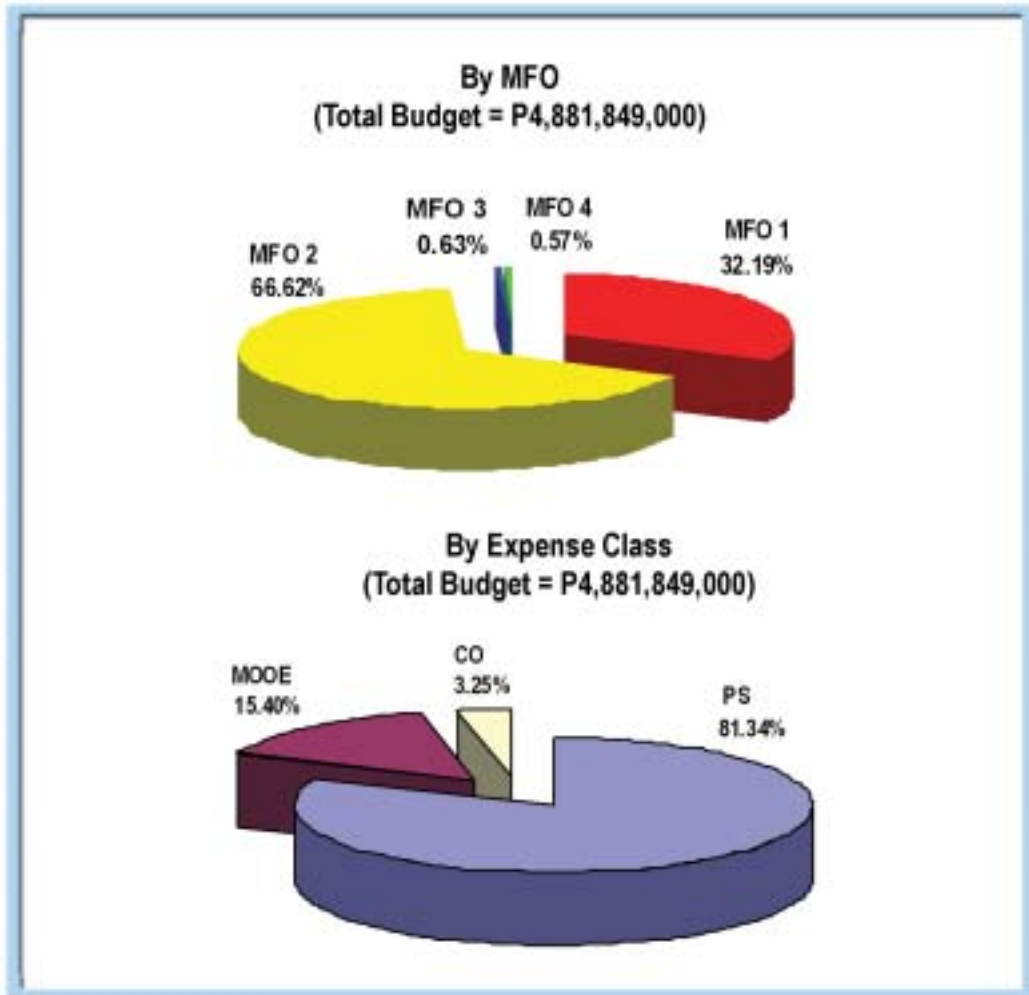
PERFORMANCE MEASURES AND TARGETS

Particulars	FY 2007		FY 2008	
	Target	Amount	Target	Amount
MFO 1 Fire Prevention Services Performance Indicators: % of buildings and establishments that are compliant with the Fire Code vs. total no. of inspections conducted Increase in the number of barangays and high rise buildings subjected to fire safety awareness campaign and organization and training of fire brigades	75% or 291,000 establishments issued with FSICs of 388,000 projected number of establishments to be inspected 12,500 of 41,975 barangays nationwide	1,596,111	75% or 292,500 establishments issued with FSICs of 390,000 projected number of establishments to be inspected 13,500 of 41,975 barangays nationwide	1,571,508
MFO 2 Fire Suppression Services Performance Indicators; % of fire calls responded within the prescribed response time [average response time of 5-7 minutes within NCR] Value of property saved from destructive fires	76% or 3,648 of the projected 4,800 responses to fire incidents in NCR 82% of the declared value of affected property	3,125.686	80% or 4,000 of the projected 5,000 responses to fire incidents in NCR 85% of the declared value of affected property	3,252,139
MFO 3 Fire Investigation and Intelligence Services Performance Indicators: % of investigations with cause and origin of fires determined within prescribed time vs. total no. of investigations conducted % of arson cases filed in court vs. total no. of incidents due to arson	86% or 9,632 resolved cases of the projected 11,200 fire incidents investigated 91% or 192 arson cases filed in court of the projected 211 suspected arson cases	40,142	90% or 10,800 resolved cases of the projected 12,800 fire incidents investigated 92% or 270 arson cases filed in court of 293 suspected arson cases	30,541
MFO 4 Emergency Medical and Rescue Services Performance Indicators: % of emergency medical, rescue and other non-fire emergency calls responded within prescribed time	75% or 4,312 turnout/ responses of projected 5,750 emergency calls	37,333	76% or 4,560 turnout/ responses of projected 6,000 emergency calls	27,661
TOTAL		<u>4,799,272</u>		<u>4,881,849</u>

FY 2008 MFO BUDGET

By MFO/By Expense Class (In thousand pesos)

Particulars	PS	MOOE	CO	TOTAL	% Share
MFO 1 Fire Prevention Services	1,394,810	176,698	-	1,571,508	32.19%
MFO 2 Fire Suppression Services	2,571,398	521,971	158,770	3,252,139	66.62%
MFO 3 Fire Investigation and Intelligence Services	2,479	28,062	-	30,541	0.63%
MFO 4 Emergency Medical and Rescue Services	2,415	25,246	-	27,661	0.57%
TOTAL	<u>3,971,102</u>	<u>751,977</u>	<u>158,770</u>	<u>4,881,849</u>	100%
% Share	81.34%	15.40%	3.25%	100%	



Bureau of Jail Management and Penology



The Bureau of Jail Management and Penology (BJMP) logo, with the name of the agency in big, bold letters for strong identity, comes in a round form to stand for holism or holistic approach in fulfilling its mandate of Safekeeping and Development of jail inmates placed under its care. Within the round borders are images of the Scale of Justice (for the rule of law); Five Pillars (for the pillars of the justice system – the Courts, Prosecution, Correction, Police, Community); a Jail Officer, whose professionalism is necessary for efficient and effective jail management; an Inmate, in black and white, to show that he is undergoing development processes while under custody (symbolized by the Bars); a Map of the Philippines, to depict that corrections is a national concern. The logo carries the colors of the Philippine flag, the yellow in monochromatic shades to represent the transcending light of Corrections.

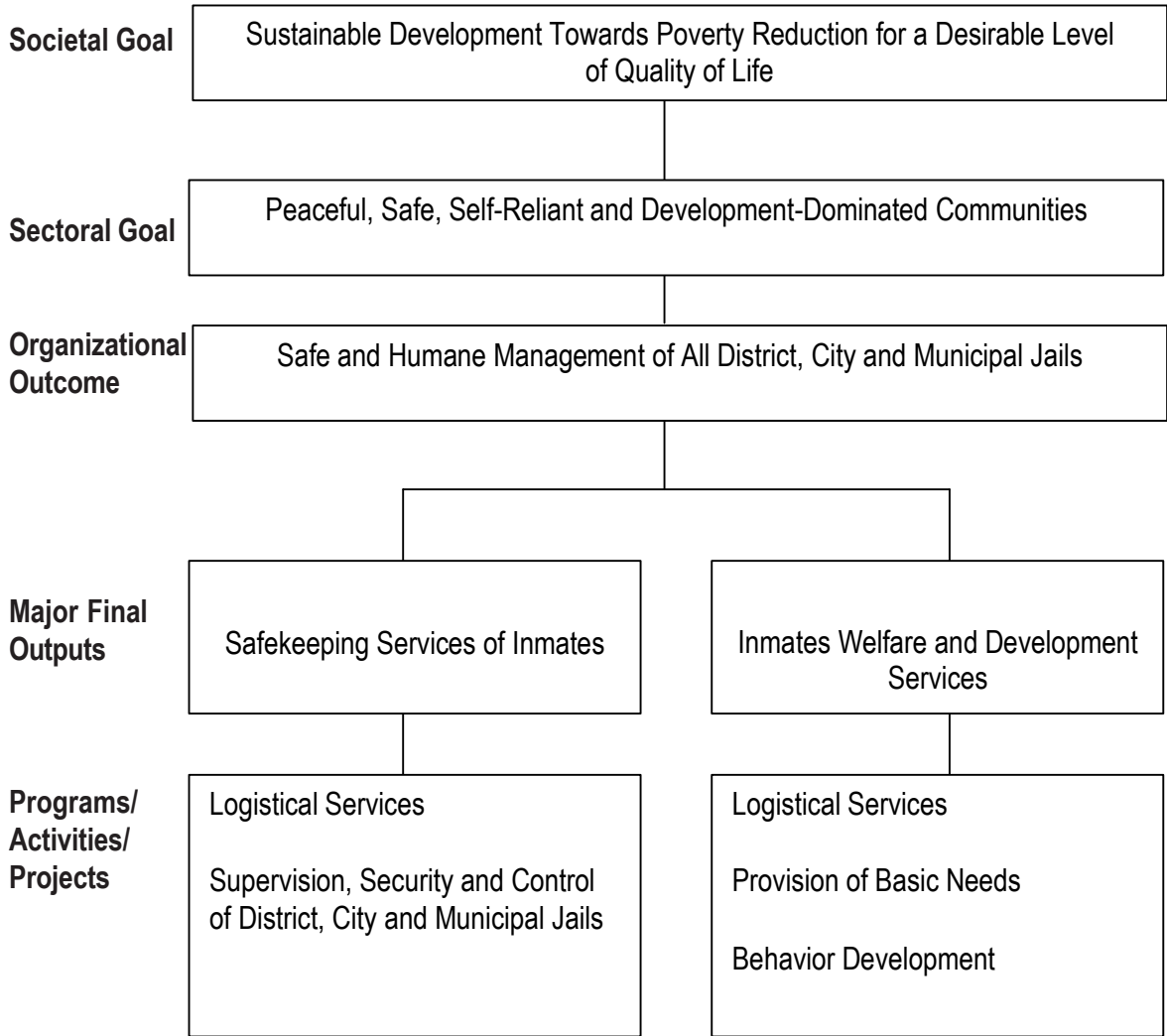
Legal Basis

Republic Act No. 6975 (December 13, 1990) established the Bureau of Jail Management and Penology under a reorganized Department of the Interior and Local Government.

Mandate

The Bureau of Jail Management and Penology (BJMP) exercises supervision and control over all city and municipal jails, including their establishment and maintenance in every district, city and municipality for a secure, clean, adequately equipped and sanitary jail for the custody and safekeeping of city and municipal prisoners, any fugitive from justice, or person detained awaiting investigation or trial and/or transfer to the national penitentiary, including violent mentally ill person who endangers himself or the safety of others, duly certified as such by the proper medical or health officer, pending transfer to a mental institution.

LOGICAL FRAMEWORK (BJMP)



PERFORMANCE MEASURES AND TARGETS

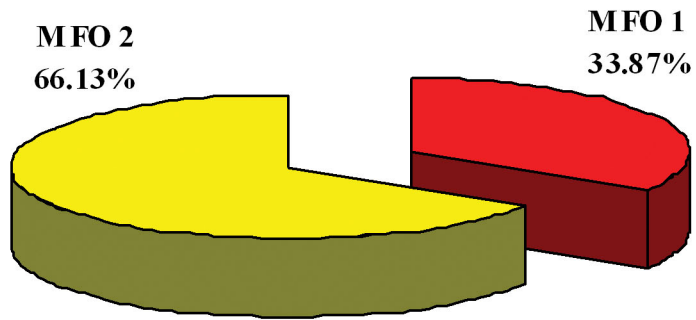
Particulars	FY 2007		FY 2008	
	Target	Amount	Target	Amount
MFO 1 Safekeeping Services of Inmates		1,070,972		1,152,398
Performance Indicators:				
Ratio of escapees vis-à-vis total jail population	1 : 500		1 : 500	
No. of jail facilities improved	135		140	
% of inmates released within the prescribed period to the total number of inmates due for release	100%		100%	
MFO 2 Inmates' Welfare and Development Services		2,202,340		2,250,514
Performance Indicators:				
% of district, city and municipal jails with separate cells for women inmates	100%		100%	
% of inmates provided with:				
- Paralegal Services	100%		100%	
- Spiritual Services	100%		100%	
- Medical/Dental Services	100%		100%	
- Livelihood Services	20%		20%	
- Formal/Non-formal Education	10%		10%	
- Physical Fitness and Recreation	100%		100%	
- Psychological Services	5%		5%	
Absence of human rights violations by BJMP personnel	100%		100%	
TOTAL		<u>3,273,312</u>		<u>3,402,912</u>

FY 2008 MFO BUDGET

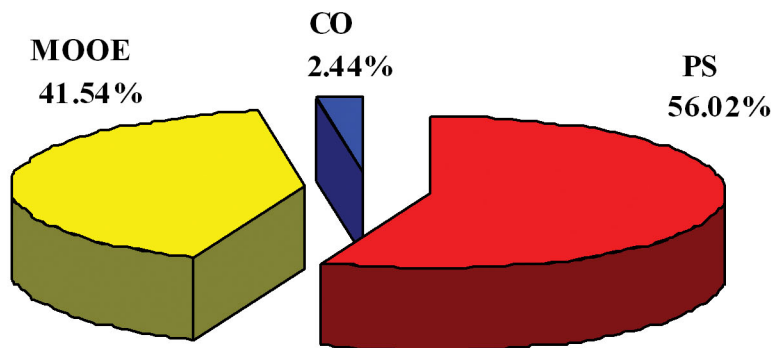
By MFO/By Expense Class (In thousand pesos)

Particulars	PS	MOOE	CO	TOTAL	% Share
MFO 1 Safekeeping Services of Inmates	953,632	152,626	46,140	1,152,398	33.87%
MFO 2 Inmates' Welfare and Development Services	952,591	1,261,023	36,900	2,250,514	66.13%
TOTAL	1,906,223	1,413,649	83,040	3,402,912	100%
% Share	56.02%	41.54%	2.44%	100%	

By MFO
(Total Budget = P3,402,912,000)



By Expense Class
(Total Budget = P3,402,912,000)



Local Government Academy



The Local Government Academy (LGA) seal is an equilateral triangle prominently embodying the agency acronym in dark blue (for wisdom) against a yellow background (for enlightenment) which are the benefits that participants to LGA training and similar interventions gain. The LGA triangle's equiangular sides stand for enhanced knowledge, skills, and attitudes of its clients, i.e., local government officials and DILG personnel. The whole triangle securely rests on its base, reflective of the country's stability and strength grounded on a strong foundation of good governance. The side of the triangle pointing upwards stands for LGA's continuing pursuit of excellence in local governance.

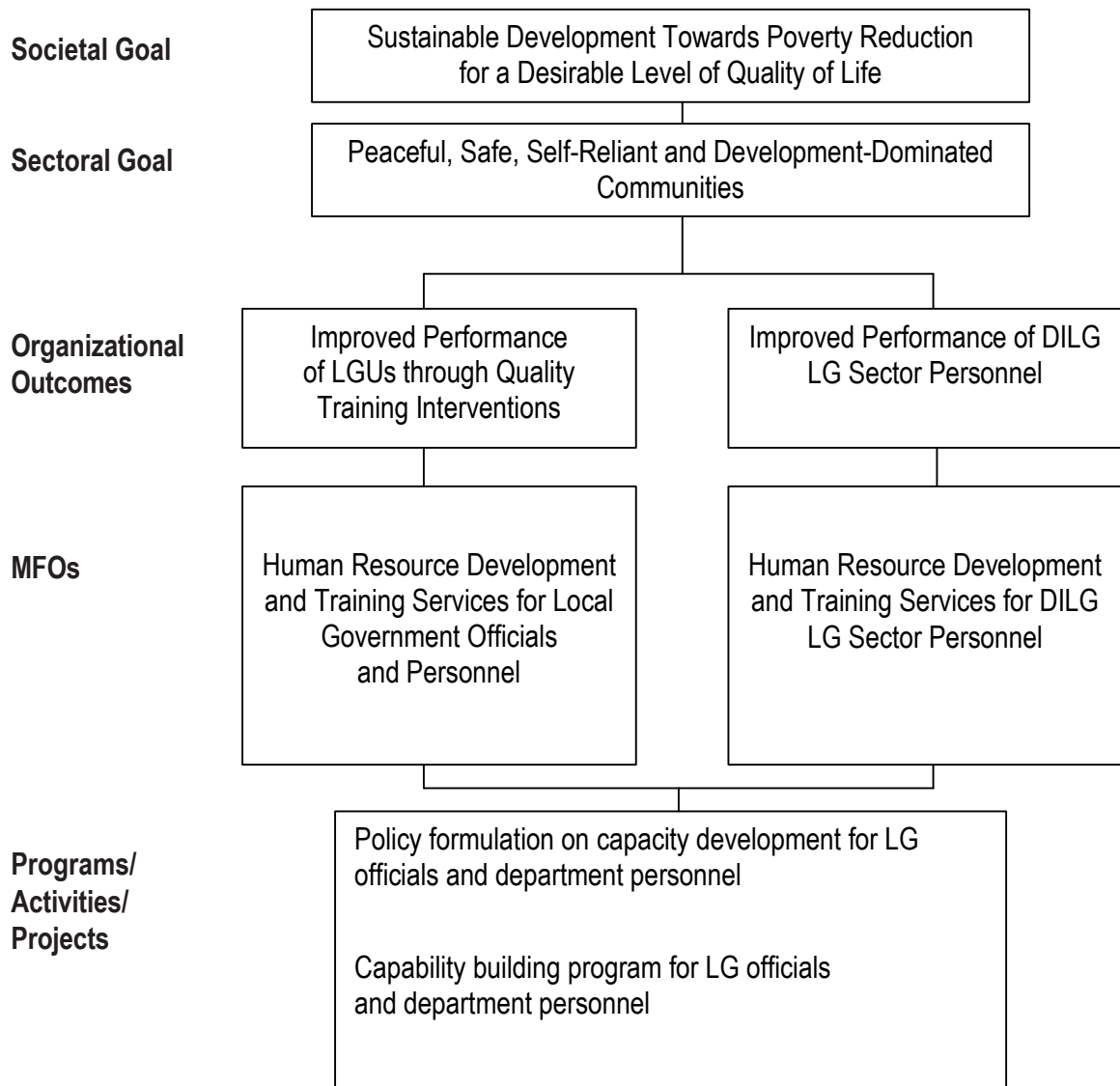
Legal Basis

Executive Order No. 262 (July 25, 1987) established in the Department of Local Government (now the Department of the Interior and Local Government) a Local Government Academy responsible for human resource development and training of local government officials and department personnel.

Mandate

The Local Government Academy (LGA) is responsible for the human resource development and training of local government officials and personnel of the Department of the Interior and Local Government, the Local Government Bureaus, and Regional Field Offices.

LOGICAL FRAMEWORK (LGA)



PERFORMANCE MEASURES AND TARGETS

Particulars	FY 2007		FY 2008	
	Target*	Amount (P'000)	Target	Amount (P'000)
MFO 1 Human Resource Development and Training Services for Local Government Officials and Personnel Performance Indicators: % of LGUs with competency profiles prepared and updated on a regular basis % of LGUs that undertook initiatives to improve capacities along the five areas of LGPMS (GASEE) - increased inputs - new strategies and approaches - new brand of leadership No. of training modules for LGUs developed/updated		67,986	30% of the total no. of LGUs 49.7% of the total no. of LGUs 73 % of the total no. of barangay officials 3 training modules prepared 9 updated	93,093
MFO 2 Human Resource Development and Training Services for DILG LG Sector Personnel Performance Indicators: HRD Plan and Policy formulated HRD Plan and Policy implemented			1 1	26,064
TOTAL		67,986		119,157

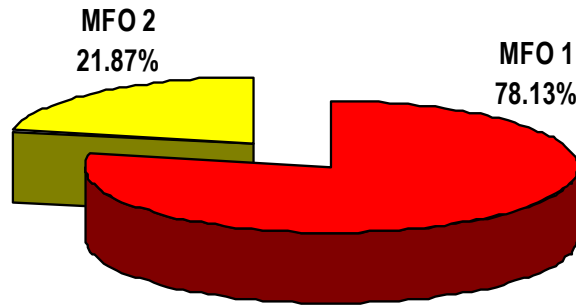
* Pls not yet formulated in 2007

FY 2008 MFO BUDGET

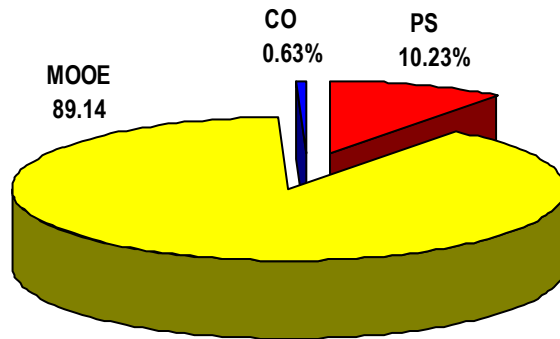
By MFO/By Expense Class (In thousand pesos)

Particulars	PS	MOOE	CO	TOTAL	% Share
MFO 1 Human Resource Development and Training Services for Local Government Officials and Personnel	8,532	84,561		93,093	78.13%
MFO 2 Human Resource Development and Training for DILG LG Sector Personnel	3,657	21,657	750	26,064	21.87%
TOTAL	12,189	106,218	750	119,157	100
% Share	10.23%	89.14%	0.63%	100%	

By MFO
(Total Budget = P119,157,000)



By Expense Class
(Total Budget = P119,157,000)



National Police Commission



The National Police Commission (NAPOLCOM) seal carries the name of the agency in Pilipino (Pambansang Komisyon ng Pulisya) in keeping with the country's Filipinization thrusts, bolstered by the white sampaguita buds beneath the shield, representing purity of purpose by which the Commission is guided in the pursuit of its objectives. The agency acronym (PKP) is inscribed in ancient Tagalog script on top of the red shield against which hangs a balance (for fairness and justice) supported by a sword; a gold badge, representing the police service, lies just below the sword hilt. Both the shield and the sword are weapons of protection, symbolic of NAPOLCOM's contribution to the preservation of peace and order. The whole seal is circular, the circle being a symbol of the eternal, representing the never-ending quest for peace and justice.

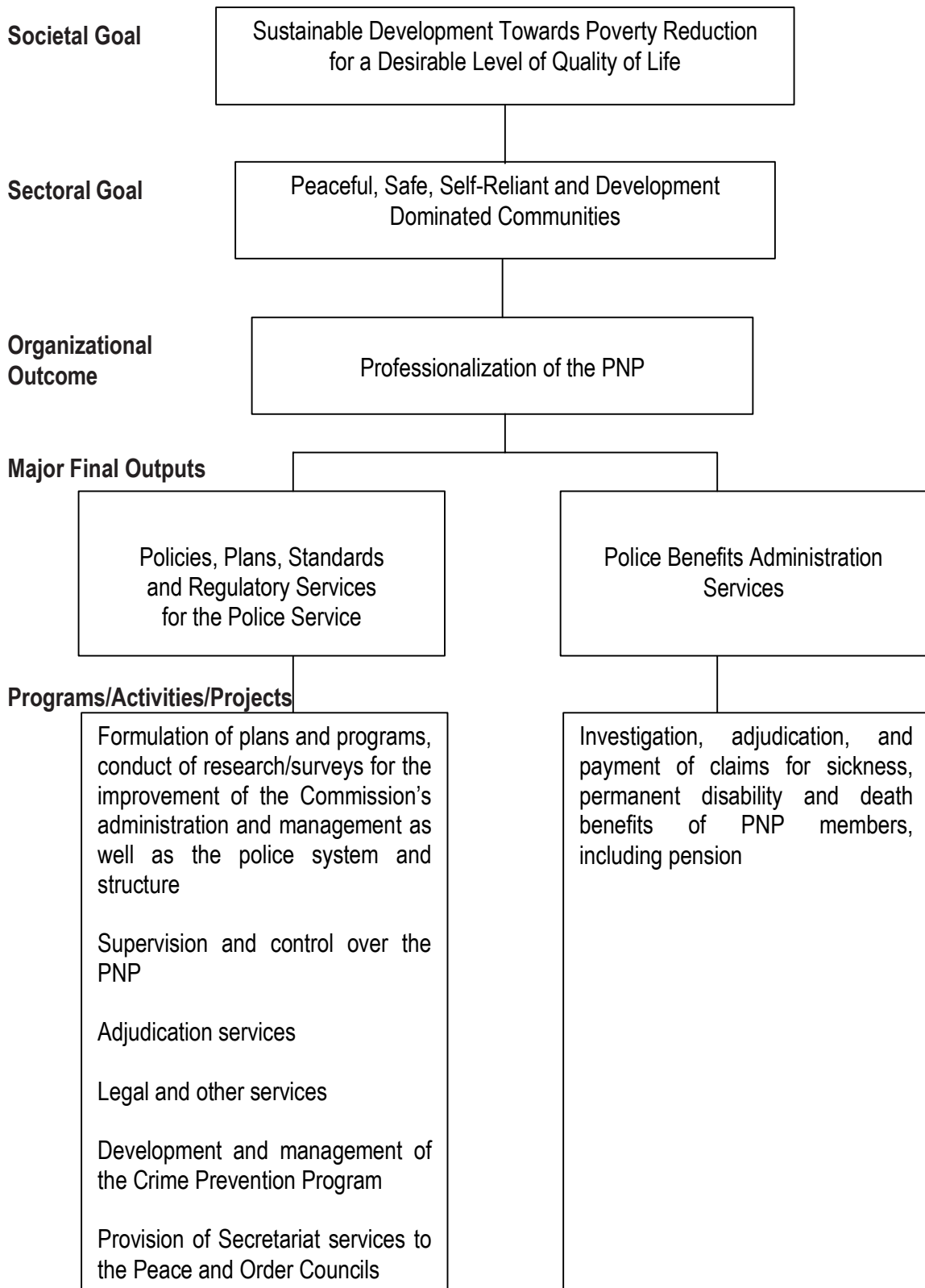
Legal Basis

- **The Philippine Constitution** provides that "The State shall establish and maintain one police force, which shall be national in scope and civilian in character, to be administered and controlled by a national police commission...."
- **Republic Act No. 6975** (December 13, 1990), otherwise known as the "Department of the Interior and Local Government Act of 1990", created the National Police Commission.
- **Republic Act No. 8551** (February 25, 1998) amended RA 6975, reconstituting the NAPOLCOM National Appellate Board into a single appellate body.

Mandate

The National Police Commission (NAPOLCOM) administers and controls the Philippine National Police (PNP); advises the President on all matters involving police functions and administration, and renders to the President and to Congress an annual report on its activities and accomplishments. It also recommends to the President a crime prevention program.

LOGICAL FRAMEWORK (NAPOLCOM)



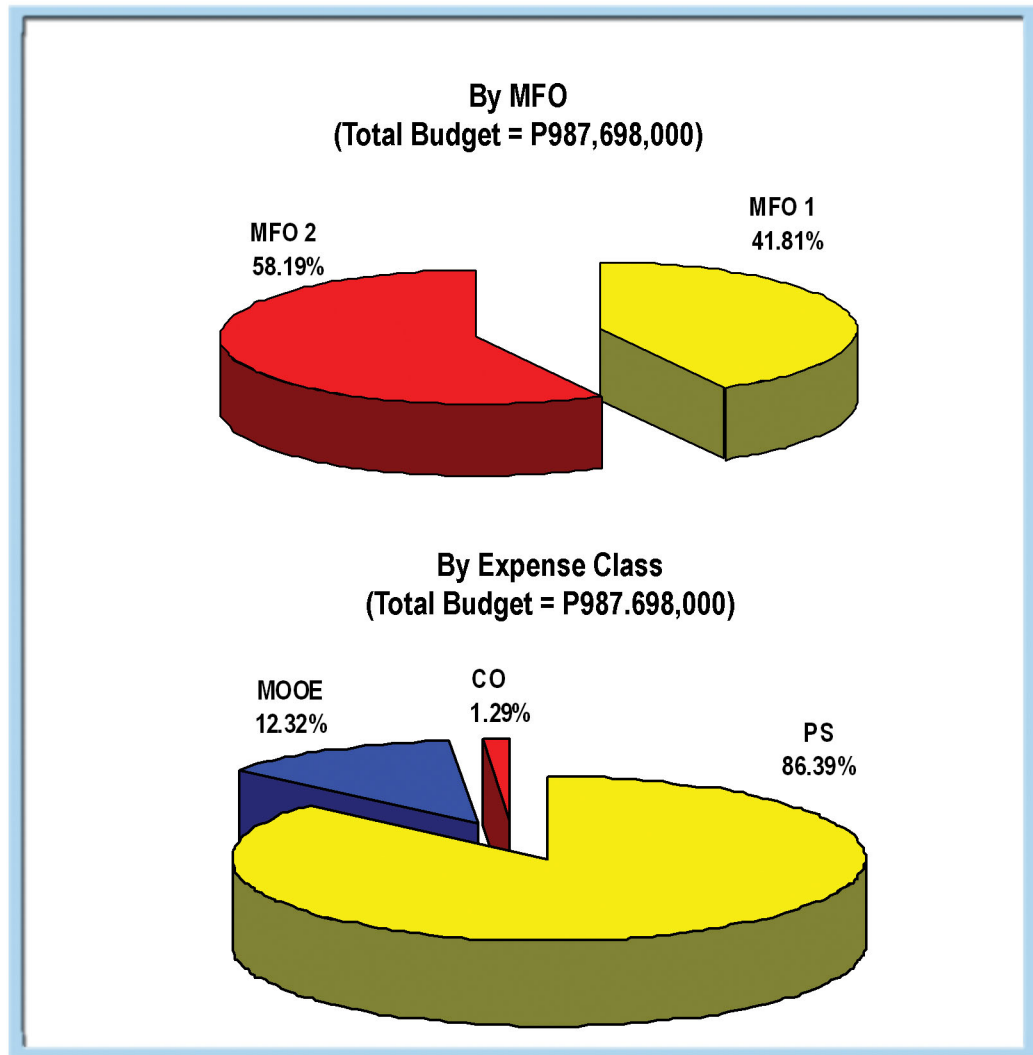
PERFORMANCE MEASURES AND TARGETS

PARTICULARS	FY 2007		FY 2008	
	Target	Amount	Target	Amount
<p>MFO 1 Policies, Plans, Standards and Regulatory Services for the Police Service</p> <p>Performance Indicators</p> <p>Number of policies issued over no. of policies programmed for formulation during the year</p> <p>Actual no. of PNP offices inspected and audited over the total no. programmed for the year</p> <p>Actual no. of cases investigated and adjudicated/ disposed within prescribed reglementary period* as a percentage of total no. of cases handled, categorized by seriousness/complexity of cases</p> <p style="padding-left: 20px;">* Reglementary period</p> <p style="padding-left: 20px;">NAB - 60 days RAB - 60 days Summary Dismissal Cases - 10 days Pre-Charge Investigation - 10 days</p> <p>Timely submission of Annual National Crime Prevention Plan (ANCPP) to the Office of the President</p> <p>Number of implemented projects monitored (Assessment Reports) over the number of projects in the approved ANCPP</p>	<p>100% of Resolutions and MCs</p> <p>100% of NSUs</p> <p>20 or 35% 185 or 70% 420 or 20% 1,017 or 100%</p> <p>100% [PI not formulated in 2007]</p>	<p>397,071</p>	<p>100% of Resolutions and MCs</p> <p>1,600 police offices or 85% of N=1,888</p> <p>50% 90% 50% 75%</p> <p>100%</p> <p>100%</p>	<p>412,976</p>
<p>MFO 2 Police Benefits Administration Services</p> <p>Performance Indicator Processing time of claims</p> <p>Actual no. of claims processed within standard time from receipt of complete documents to adjudication over the number of claims received</p>	<p>592/592 or 100%</p>	<p>530,140</p>	<p>600/600 or 100%</p>	<p>574,722</p>
Total		<u>927,211</u>		<u>987,698</u>

FY 2008 MFO BUDGET

By MFO/By Expense Class (In thousand pesos)

Particulars	PS	MOOE	CO	Total	% Share
MFO 1 Policies, Plans, Standards and Regulatory Services for the Police Service	278,563	121,687	12,726	412,976	41.81%
MFO 2 Police Benefits Administration Services	574,722	-	-	574,722	58.19%
TOTAL	853,285	121,687	12,726	987,698	100%
% Share	86.39%	12.32%	1.29%	100%	



Philippine National Police



The Philippine National Police (PNP) logo takes off from the shield/symbol of its forerunner, the Philippine Constabulary. Prominently displayed on the shield is the figure of Lapu-Lapu, the great Filipino hero of Mactan and the prototype of the best and noblest in Filipino manhood, the embodiment of leadership, courage, nationalism, self-reliance, and people-based defense of the community; who, today, personifies a civilian constitutional authority. The ideals of Service, Honor, Justice by which the men and women of PNP live by likewise occupy a prominent place on the shield. Under these are green laurel leaves representing the 14 PNP Regional Commands, symbolic of the honor, dignity, and privilege of being a member of a noble organization. The three stars on top of the shield represent Luzon, Visayas, and Mindanao and the thousand and more other islands of the country's territorial boundaries over which the PNP must enforce the law and maintain peace and order. The rising sun is evocative of the evolution of the PC/INP into a national police organization, its traditional lightrays representing the fightingest provinces in Philippine history whose courage and patriotism the PNP emulates.

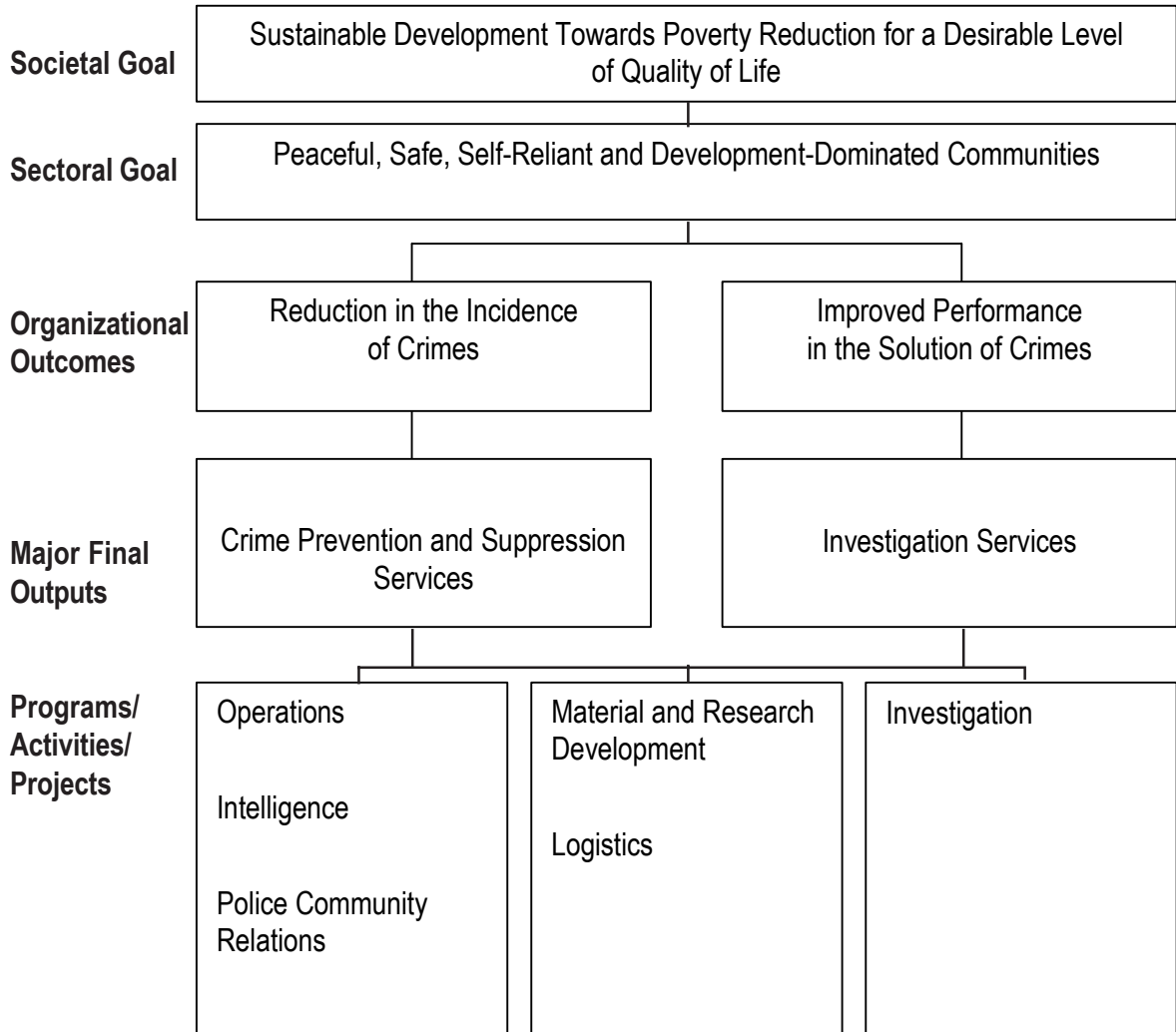
Legal Basis

- **Republic Act No. 6975** (December 13, 1990) established the Philippine National Police under a reorganized Department of the Interior and Local Government.
- **Republic Act No. 8551** (February 25, 1998) amended certain provisions of R.A. 6975 and provided for the reform and reorganization of the PNP.

Mandate

The Philippine National Police (PNP) enforces all laws and ordinances relative to the protection of lives and properties. It maintains peace and order and takes all necessary steps to ensure public safety; investigates and prevents crimes, effects the arrest of criminal offenders, brings offenders to justice and assists in their prosecution. The PNP also exercises general powers to make arrest, search and seizure in accordance with the Constitution and pertinent laws, and to detain an arrested person for a period not beyond what is prescribed by law. It performs such other responsibilities as issuing licenses for the possession of firearms and explosives as well as licenses for security agencies to operate, and for security guards and private detectives to practice their profession.

LOGICAL FRAMEWORK (PNP)



PERFORMANCE MEASURES AND TARGETS

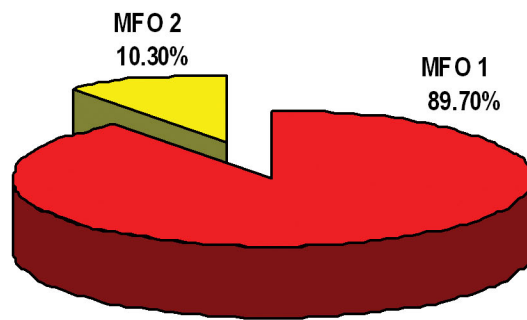
Particulars	FY 2007		FY 2008	
	Target	Amount	Target	Amount
MFO 1 Crime Prevention and Suppression Services Performance Indicators: Response time to emergency calls % of crime prevention programs (LOIs) implemented % of community-based programs implemented % of dismantled armaments, infrastructures and political machineries of identified insurgent and terrorist groups % of criminal (both index and non-index) terroristic and insurgent related activities neutralized	Within 15 minutes 100% 100% { No target set for this period }	35,621,472	Within 15 minutes 100% 100% 80% of target list 80% of target list	36,391,982
MFO 2 Investigation Services Performance Indicators: No. of cases filed in court over the no. of cases recorded No. of warrants served over the no. of warrants received No. of attendance of police officers over the no. of subpoena received	80% 80% 100%	4,066,196	80% 80% 100%	4,178,760
TOTAL		39,687,668		40,570,742

FY 2008 MFO BUDGET

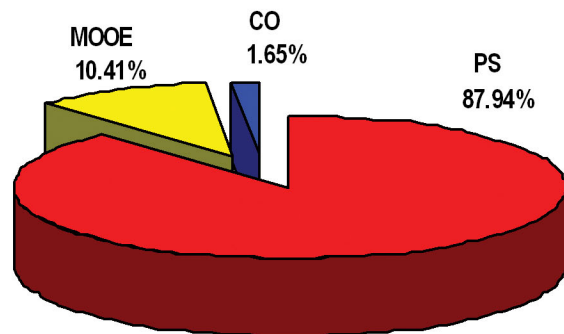
By MFO/By Expense Class (In thousand pesos)

Particulars	PS	MOOE	CO	TOTAL	% Share
MFO 1 Crime Prevention and Suppression Services	32,120,152	3,601,673	670,157	36,391,982	89.70%
MFO 2 Investigation Services	3,558,018	620,742		4,171,223	10.30%
TOTAL	35,678,170	4,222,415	670,157	40,570,742	100%
% Share	87.94%	10.41%	1.65%	100%	

By MFO
(Total Budget = P40,570,742,000)



By Expense Class
(Total Budget = P40,570,742,000)



Philippine Public Safety College



The Philippine Public Safety College (PPSC) logo features the Book of Knowledge and a torch of enlightenment to symbolize the education and training that the College provides to its clients – the PNP, BFP, and BJMP – whose respective logos are likewise depicted. The torch and the book are encased in an equilateral triangle whose equal sides symbolize equal opportunities to education and training of its clients. The name of the agency is indicated in the circle, below which are the traits of Honesty, Professionalism, Responsiveness that characterize PPSC in the pursuit of its mandate. The three stars (Luzon, Visayas, Mindanao) in the Philippine flag and its red and blue colors complete the PPSC logo.

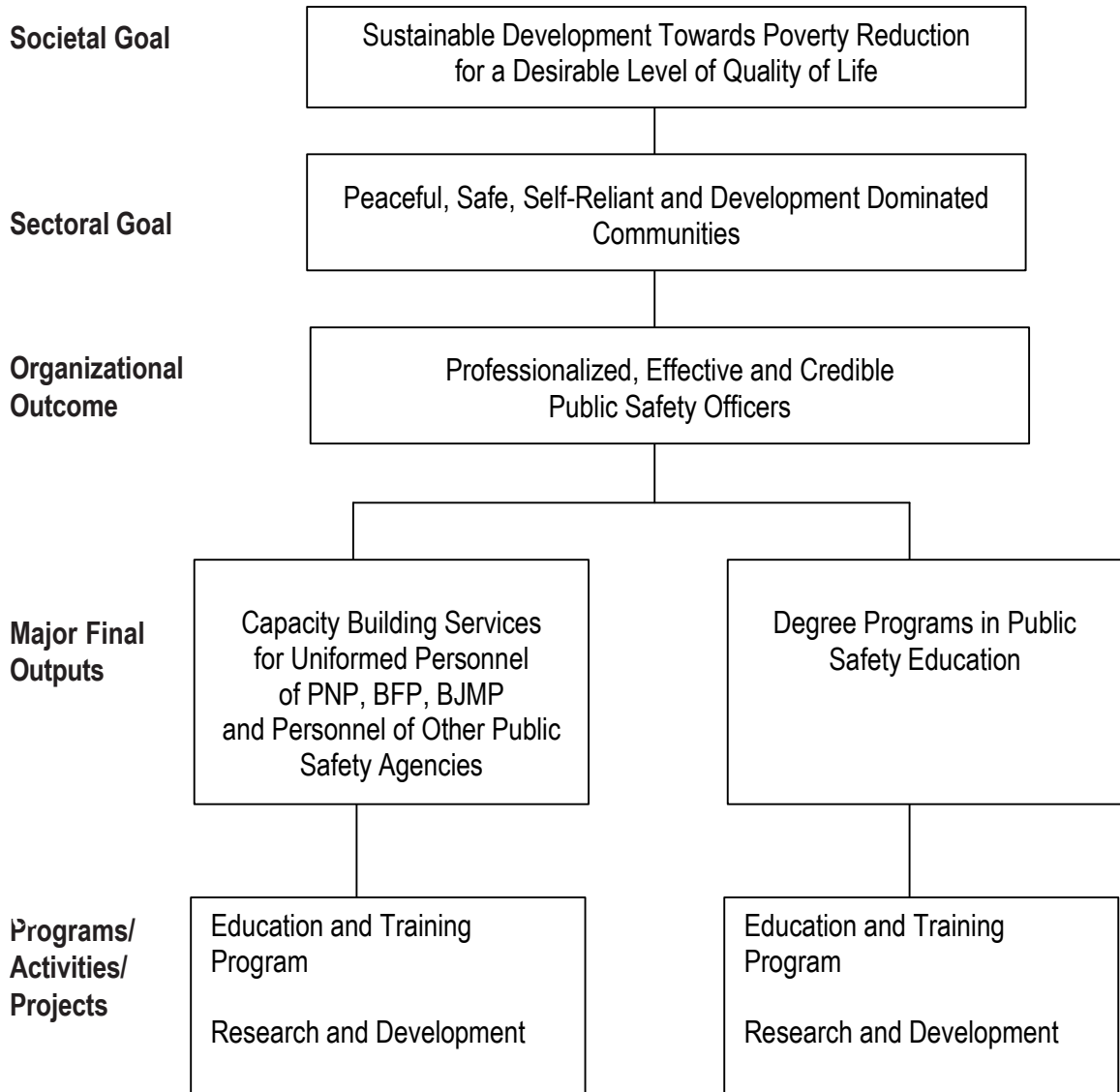
Legal Basis

Republic Act No. 6975, otherwise known as the “Department of the Interior and Local Government Act of 1990”, created the Philippine Public Safety College.

Mandate

The Philippine Public Safety College (PPSC) is responsible for the training, human resource development, and continuing education of all personnel of the Philippine National Police (PNP), the Bureau of Fire Protection (BFP), and the Bureau of Jail Management and Penology (BJMP). It formulates and implements training programs for the personnel of the Department of the Interior and Local Government, as well as research and development to support these educational training programs.

LOGICAL FRAMEWORK (PPSC)



PERFORMANCE MEASURES AND TARGETS

Particulars	FY 2007		FY 2008	
	Target	Amount	Target	Amount
MFO 1		341,383		346,900
Capacity Building Services for Uniformed Personnel of PNP, BFP, BJMP and Personnel of Other Public Safety Agencies				
Training Program				
Performance Indicators				
% of target uniformed personnel trained (PNP, BFP, BJMP)	100%		100%	
% of programmed classes conducted	100%		100%	
% of enrollees graduated	95%		95%	
% of students with very satisfied rating on the conduct of training program, faculty, curriculum, and education & training facilities, equipage and supplies	84%		84%	
Research and Development				
Performance Indicators				
No. of academic researches conducted	9		9	
MFO 2		345,300		340,929
Degree Programs in Public Safety Education				
Education Program				
Performance Indicators				
% of target cadets/students trained	100%		100%	
% of programmed classes conducted	100%		100%	
% of enrollees graduated	0.95		0.95	
% of students with very satisfied rating on the conduct of Cadetship or Baccalaureate Decree Program Faculty Curriculum, and Education & Training Facilities, Equipage and Supplies	84%		84%	
Research and Development				
Performance Indicator				
No. of academic researches conducted	2		2	
TOTAL		<u>686,683</u>		<u>687,829</u>

FY 2008 MFO BUDGET

By MFO/By Expense Class (In thousand pesos)

Particulars	PS	MOOE	CO	TOTAL	% Share
MFO 1 Capacity Building Services for the Uniformed Personnel of the PNP, BFP, BJMP and Personnel of Other Public Safety Agencies	116,936	229,964	-	346,900	50.43%
MFO 2 Degree Programs in Public Safety Education	293,695	47,234	-	340,929	49.57%
TOTAL	<u>410,631</u>	<u>277,198</u>	<u>-</u>	<u>687,829</u>	<u>100%</u>
% Share	59.70%	40.30%	-	100%	

