



DEPARTMENT OF EDUCATION

The Department of Education (DepEd) seal features two lions (for leadership and excellence) holding an open book over a plate supported by stylized hands, inside which is a lighted torch over the Philippine Archipelago. The colors, taken from the Philippine flag, denote peace (blue) and the burning desire to learn (red). The open book and the torch radiating its light over the Philippine archipelago represent the quest for knowledge and the practice of values and skills inculcated in every Filipino by a caring and nurturing institution (DepEd) represented by the open hands.

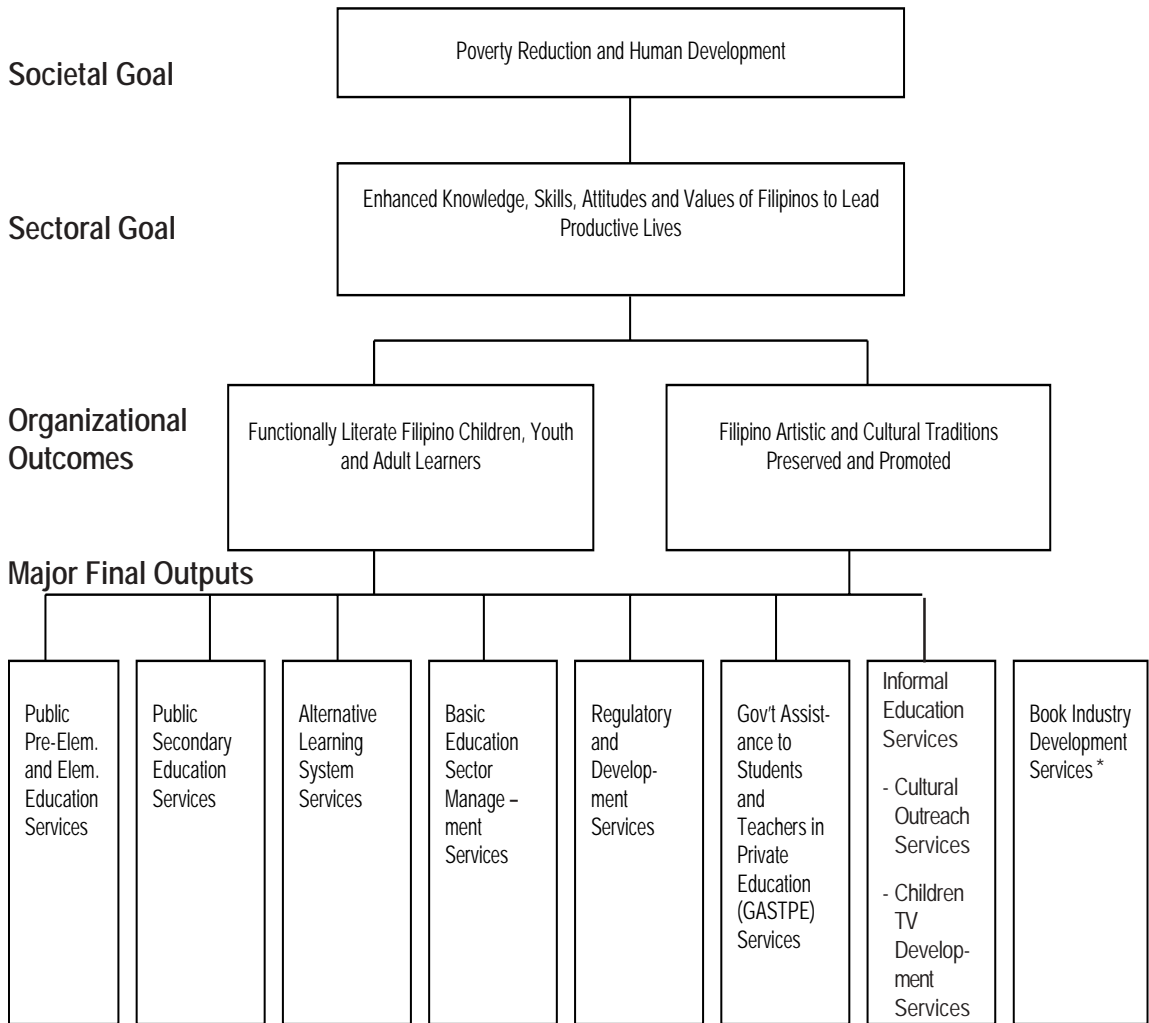
Legal Basis

- **Educational Decree of 1863** (December 20, 1863), as amended, established the Department of Education [Culture and Sports (DECS)] as the Superior Commission of Primary Instruction under a Chairman.
- **Act No. 74** (January 21, 1901) transformed the Commission into the Department of Instruction under a General Superintendent (until 1916), a Secretary (until 1944).
- **Executive Order No. 94** (October 1947), Reorganization Act of 1947, established the Department of Education from the Commonwealth-renamed Department of Instruction.
- **Presidential Decree No. 1397** (June 2, 1978) transformed the Department of Education and Culture established under Proclamation No. 1081 (s. 1972) into the Ministry of Education and Culture (MEC) which the Education Act of 1982 reorganized to Ministry of Education, Culture and Sports (MECS).
- **Executive Order No. 117** (January 30, 1987) reorganized the MECS to the Department of Education, Culture and Sports (DECS).
- **Republic Act No. 7722** (May 18, 1994) and **Republic Act No. 7796** (August 23, 1994) created the Commission on Higher Education (CHED) and the Technical Education and Skills Development Authority (TESDA), respectively, giving rise to a trifocalized education system which refocused DECS' mandate to basic education covering pre-school, elementary and secondary, and non-formal education.
- **Republic Act No. 9155** (August 11, 2001), otherwise known as Governance of Basic Education Act of 2001, renamed the DECS to the Department of Education (DepED), redefined its role and that of its field offices, and reiterated the goal of basic education.

Mandate

The Department of Education (DepEd) formulates, plans, implements, and coordinates the policies, plans, programs and projects in the areas of formal and non-formal basic education. It supervises all elementary and secondary education institutions, including alternative learning systems, both public and private, and provides for the establishment and maintenance of a complete, adequate, and integrated system of basic education relevant to the goals of national development.

LOGICAL FRAMEWORK (DepEd)



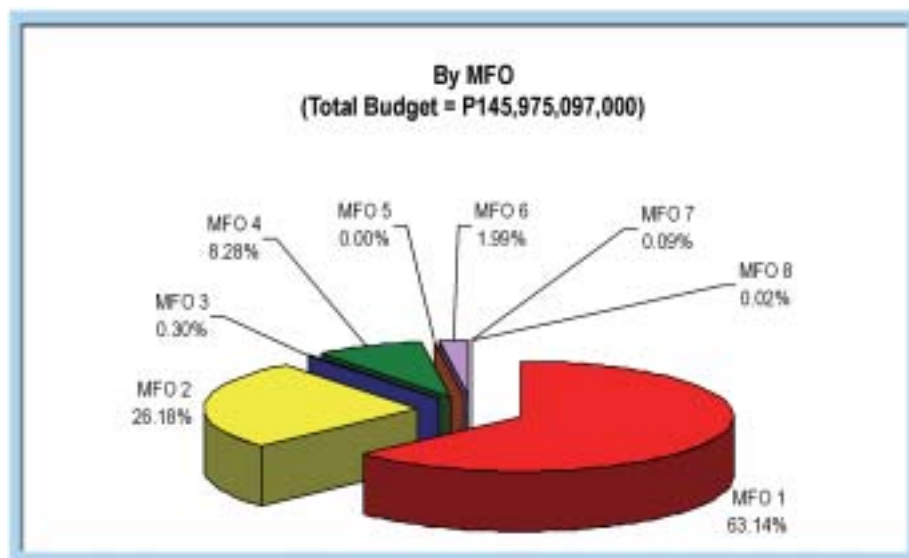
* This is an MFO of the National Book Development Board (NBDB), an attached agency of the DepEd, and does not contribute directly to the attainment of DepEd's organizational outcomes. Initial recommendation is for the NBDB to be attached to the Department of Trade and Industry (DTI) since its mandate is to develop and promote the local publishing industry.

FY 2008 MFO BUDGET

By MFO/By Expense Class (In thousand pesos)

Particulars	PS	MOOE	CO	TOTAL	% Share
MFO 1: Public Pre-Elem. and Elementary Education Services	74,039,505	11,129,103	6,996,816	92,165,424	63.14%
MFO 2: Public Secondary Education Services	29,721,726	5,111,505	3,390,012	38,223,243	26.18%
MFO 3: Alternative Learning System Services	14,465	402,331	27,000	443,796	0.30%
MFO 4: Basic Education Sector Management Services	9,712,003	1,624,385	752,064	12,088,452	8.28%
MFO 5: Regulatory and Development Services	-	2,291	-	2,291	0.00%
MFO 6: Gov't Assistance to Students & Teachers in Private Education (GASTPE) Services	-	2,899,999	-	2,899,999	1.99%
MFO 7: Informal Education Services	62,276	57,236	9,550	129,062	0.09%
MFO 8: Book Industry Development Services	10,954	11,676	200	22,830	0.02%
TOTAL	113,560,929	21,238,526	11,175,642	145,975,097*	1.00
% Share	77.79%	14.55%	7.66%	100.00%	

* Including P2.0B Special Purpose Fund - DepEd School Building Program, and RLIP

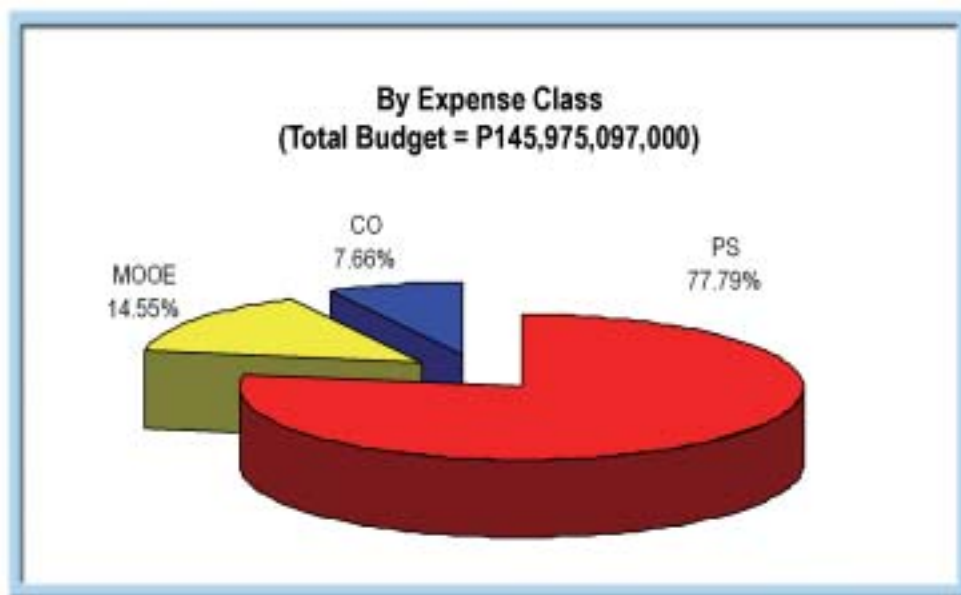


By Agency/By MFO
(In thousand pesos)

Particulars	MFO 1	MFO 2	MFO 3	MFO 4	MFO 5	MFO 6	MFO 7	MFO 8	Total	% Share
	Public Pre-Elem and Elem. Educ. Services	Public Secondary Education Services	Alternative Learning System Services	Basic Education Sector Management Services	Regulatory and Dev't Services	GASTPE Services	Informal Education Services	Book Industry Development Services		
National Book Development Board								22,830	22,830	0.016%
National Council for Children's Television							4,000		4,000	0.003%
National Museum							115,951		115,951	0.079%
Philippine High School for the Arts		34,949					9,111		44,060	0.030%
OSEC	92,165,424	38,188,294	443,796	12,088,452	2,291	2,899,999			145,788,256	99.872%
TOTAL	92,165,424	38,223,243	443,796	12,088,452	2,291	2,899,999	129,062	22,830	145,975,097	100.000%
% Share	63.14%	26.18%	0.30%	8.28%	0.00%	1.99%	0.09%	0.02%	100.00%	

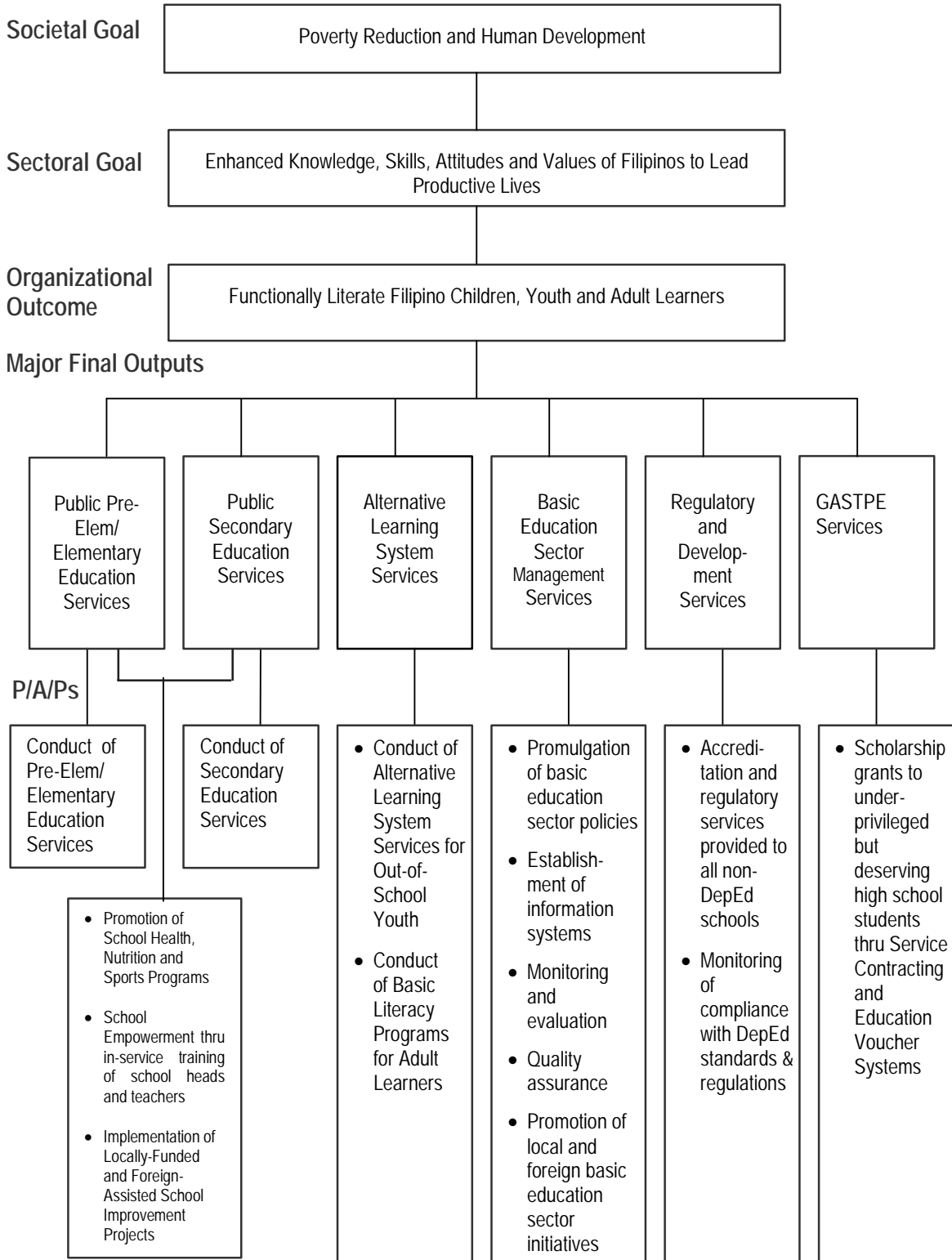
By Agency/By Expense Class
(In thousand pesos)

Particulars	PS	MOOE	CO	TOTAL	% SHARE
National Book Development Board	10,954	11,676	200	22,830	0.016%
National Council for Children's Television	700	2,600	700	4,000	0.003%
National Museum	61,170	49,031	5,750	115,951	0.079%
Philippine High School for the Arts	10,517	27,797	5,746	44,060	0.030%
DepEd-OSEC	113,477,588	21,147,422	11,163,246	145,788,256	99.872%
TOTAL	113,560,929	21,238,526	11,175,642	145,975,097	100.000%
% SHARE	77.79%	14.55%	7.66%	100.00%	



DepEd-Office of the Secretary

LOGICAL FRAMEWORK (DepEd-OSEC)



PERFORMANCE MEASURES AND TARGETS

Particulars	FY 2007		FY 2008	
	Target	Amount	Target	Amount
MFO 1		83,992,540		92,165,424
Public Pre-Elementary and Elementary Education Services				
Public Pre-Elementary Education Services				
• Enrolment in DepEd & DepEd-contracted pre-schools	595,573		636,788	
• No. of public pre-school completers	595,573		636,788	
• No. of public pre-school children who passed Grade 1 (G1) readiness test administered	404,990		445,752	
• % of underweight preschool children	10%		8%	
Public Elementary Education Services				
• Enrolment in public elementary schools	12,181,310		12,266,857	
• Participation rate	85.43%		85.96%	
• Completion rate	71.20%		72.27%	
• Ratio of Grade 3 (G3) effective readers (instructional level) to the total G3 enrollees				
English	69.56%		79.56%	
Filipino	70.90%		80.90%	
• Mean Percentage Scores in National Achievement Test (NAT) of Grade 6 (G6) in public schools				
Total Test	60.15		65.64	
English	59.45		64.85	
Science	51.57		56.37	
Math	59.03		64.40	
Filipino	66.75		72.82	
HeKaSi	63.93		69.74	
• % of underweight children to the total no. of G1-G6 enrollees	17.00%		15.00%	
MFO 2		36,787,450		38,188,294
Public Secondary Education Services				
• Enrolment in public secondary schools	5,175,229		5,354,663	
• Participation rate	56.23%		57.80%	
• Completion rate	67.64%		68.66%	
• MPS in NAT of Year II (Y-II) students in public secondary schools				
Total Test	49.83		51.33	
English	54.32		55.95	
Science	45.64		47.01	
Math	44.92		46.27	
Filipino	49.50		50.99	
Araling Panlipunan	54.80		56.44	
• MPS in National Career Assessment Exam (NCAE) of Year IV (Y-IV) students in public secondary schools				
Gen. Scholastic Aptitude	46.71		48.11	
Tech. Voc. Aptitude	72.82		75.01	
Non-Verbal Ability	48.32		49.77	
Entrepreneurial Skills	77.74		80.08	

Particulars	FY 2007		FY 2008	
	Target	Amount	Target	Amount
MFO 3 Alternative Learning System (ALS) Services		313,276		443,796
<ul style="list-style-type: none"> Ratio of completers to total no. of learners in DepEd-delivered ALS programs 	1:3		1:3	
<ul style="list-style-type: none"> Ratio of completers to total no. of learners in DepEd-procured ALS programs 	1:4		1:3	
<ul style="list-style-type: none"> Ratio of test passers to total no. of test takers of Accreditation and Equivalency (A & E) Test 	1:5		1:5	
MFO 4 Basic Education Sector Management Services		13,003,442		12,088,452
<ul style="list-style-type: none"> No. of policies to be reviewed, assessed and formulated for the current year % of basic education sector policies and standards adopted by Teacher Education Council (TEC), TESDA, CHED, PRC and Civil Service Commission to total no. of policies formulated 				
MFO 5 Regulatory and Development Services		30,121		2,291
<ul style="list-style-type: none"> Ratio of non-DepEd preschools with permit to operate as a proportion to total number of non-DepEd pre-schools Ratio of private elementary schools with permit to operate to the total number of private elementary schools Ratio of private secondary schools with government recognition to the total no. of private secondary schools with DepEd permit to operate 				
MFO 6 Government Assistance to Students and Teachers in Private Education (GASTPE) Services		3,140,000		2,899,999
<ul style="list-style-type: none"> Ratio of Education Service Contracting (ESC) completers to ESC grantees Ratio of Education Voucher System (EVS) completers to EVS grantees MPS in NCAE <ul style="list-style-type: none"> ESC grantees EVS grantees 	1:1 1:1 49.46		1:1 1:1 50.94	
TOTAL		137,266,829*		145,788,256*

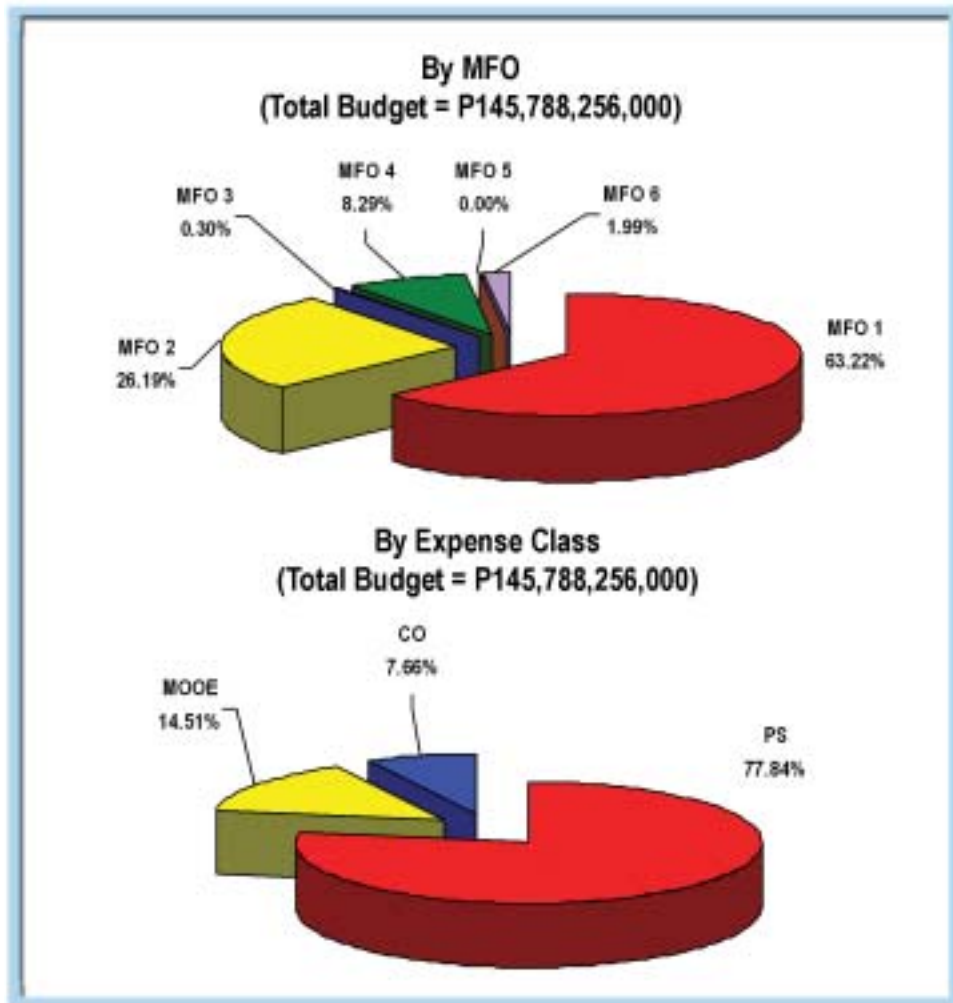
* Includes Special Purpose Fund-DepEd School Building Program, and RLIP

FY 2008 MFO BUDGET

By MFO/By Expense Class (In thousand pesos)

Particulars	PS	MOOE	CO	TOTAL	% Share
MFO 1 Public Pre-Elem. and Elementary Education Services	74,039,505	11,129,103	6,996,816	92,165,424	63.22%
MFO 2 Public Secondary Education Services	29,711,615	5,089,313	3,387,366	38,188,294	26.19%
MFO 3 Alternative Learning System Services	14,465	402,331	27,000	443,796	0.30%
MFO 4 Basic Education Sector Management Services	9,712,003	1,624,385	752,064	12,088,452	8.29%
MFO 5 Regulatory and Development Services	-	2,291	-	2,291	0.00%
MFO 6 GASTPE Services	-	2,899,999	-	2,899,999	1.99%
TOTAL	113,477,588	21,147,422	11,163,246	145,788,256 *	100.00%
% Share	77.84%	14.51%	7.66%	100.00%	

* Including Special Purpose Fund-DepEd School Building Program, and RLIP



National Book Development Board



The National Book Development Board (NBDB) logo signifies its mission of developing the local publishing industry and related technologies. The elements include a Computer, to symbolize technology; a Book, to symbolize the Book Industry; and a Globe, with a Philippine map inside it, to symbolize global competitiveness. Four rays hold the acronym of the **National Book Development Board**. Completing the logo is the year '1996' to show when NBDB started its operations.

Legal Basis

Republic Act No. 8047 (June 7, 1995), Book Publishing Industry Development Act, created the National Book Development Board (NBDB). The same Act abolished the Instructional Materials Development Center (IMDC), an agency under the Department of Education Culture and Sports (DECS), and paved the way for the full privatization of the DECS' Textbook Program.

Mandate

The National Book Development Board (NBDB) formulates, adopts, and implements a National Book Policy and a corresponding National Book Development Plan that will serve as basis for fostering the progressive growth and viability of the book industry. It ensures an adequate supply of affordable, quality-produced books for the domestic export market.

LOGICAL FRAMEWORK (NBDB)

Societal Goal

Economic Growth and Poverty Reduction

Sectoral Goal

World Class and Globally Competitive Book Industry

Organizational Outcomes

Increased Investment
in the Book Industry

Conducive Environment
for the growth of the Book
Publishing Industry

Enhanced Market Growth
of the Book Industry
by Promoting Lifelong Learning
through Readership

Major Final Outputs

Capability Building
Services

Investment Promotion
and Market Development
Services

Incentives Administration
Services

PERFORMANCE MEASURES AND TARGETS

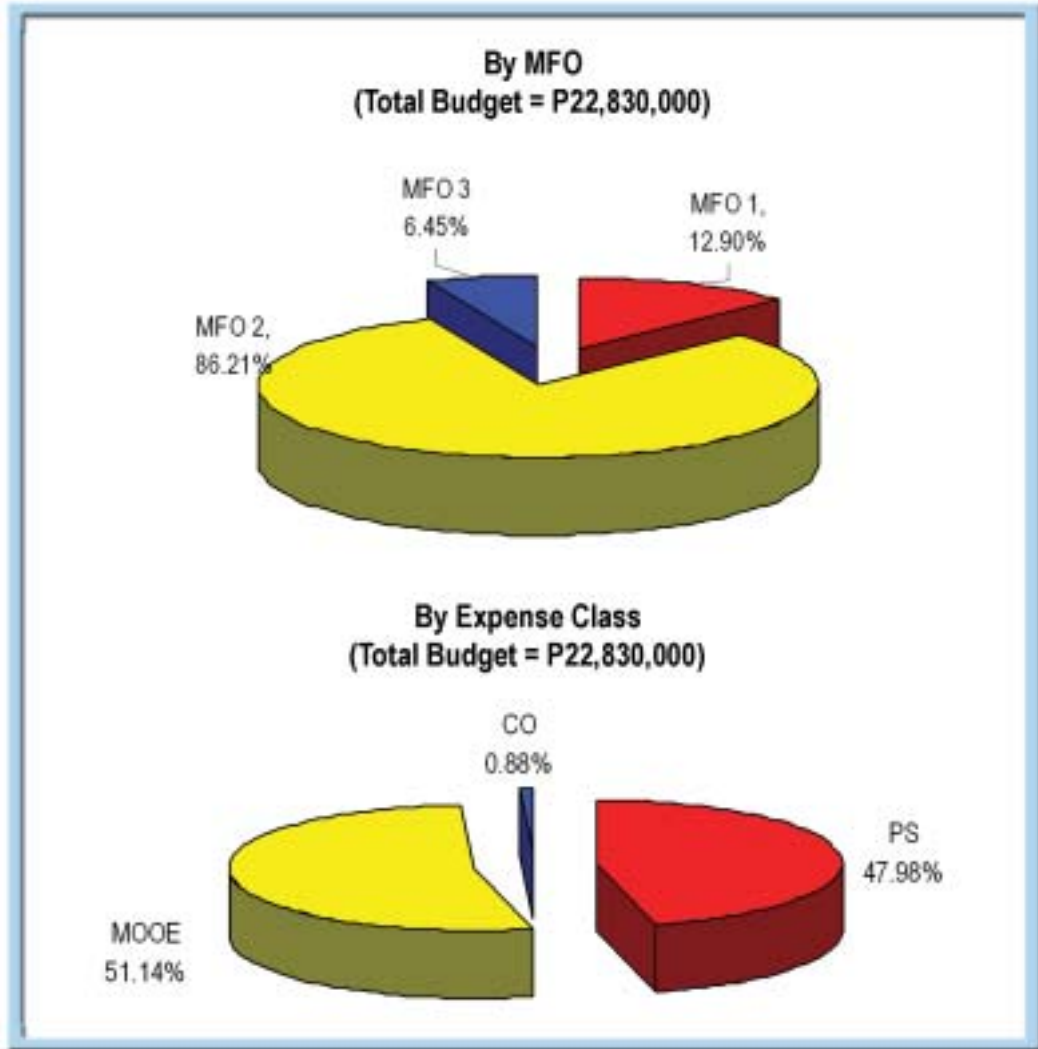
Particulars	FY 2007		FY 2008	
	Target	Amount	Target	Amount
MFO 1		4,816		2,946
Capability Building Services				
Seminars on the latest technologies				
Number of seminars/ training courses conducted	1		1	
Number of participants to seminars/training courses	25		25	
Seminars/Training Courses for Authors, Translators, Publishers, Illustrators, Book Printers, Sellers and Distributors, Non-Traditional Publishers and Distributors				
Number of seminars/ training courses conducted	1		1	
Number of participants to seminars/training courses	25		25	
MFO 2		11,557		18,411
Investment Promotion and Market Development Services				
Intellectual Property Rights Education for Industry Stakeholders				
Number of seminars on Intellectual Property Rights	1		1	
Number of participants to Intellectual Property Rights activities	25		25	
Industry Research and Studies :				
Book Industry				
Percentage completion of the book industry directory	25% complete		80% complete	
Percentage completion of the book industry profile	35% complete		90% complete	
Number of posters distributed	1,000 copies		1,000 copies	
Readership Development				
Get Caught Reading (GCR) Campaign				
Percentage of extension of GCR Posters in other forms of media (e.g. television coverage, newspaper features, etc.)	100%		100%	
Readership Enhancement and Advancement (READ) Program				
Number of READ programs conducted	4		4	
Number of participants in the READ program	25 per program		25 per program	

Particulars	FY 2007		FY 2008	
	Target	Amount	Target	Amount
Book Donation Program				
Number of books donated	3,000 books		3,000 books	
Number of recipients (entities) for book donation	10 entities		10 entities	
Promotion of Quality Books through: Storytelling Sessions				
Number of award-giving bodies provided assistance	2		2	
New Rule on Cancellation of Registration				
Percentage of complaints received and acted upon on the New Rule on Cancellation of Registration	100%		100%	
Participation in book fairs to promote quality books and increase registration				
Number of bookfairs/festivals participated in	3		3	
Conduct of Publishing Fairs				
Number of Publishing Fairs conducted	1		2	
Number of participants to Publishing Fairs	50		25 per program	
Information Advocacy				
Number of information materials printed and distributed	1,000 copies printed/ distributed monthly		1,000 copies printed/ distributed monthly	
Frequency of information releases thru print media				
MFO 3		3,081		1,473
Incentives Administration Services				
Registration of Authors and Other Entities				
Percentage of new authors registered	10% inc. in no. of new authors		10% inc. in no. of new authors	
Percentage of new book publishers and other entities registered	10 % inc. in no. of publishers		10 % inc. in no. of publishers	
Grant of Incentives to Registered Entities				
Percentage of request acted upon vs. total application for tax and duty free incentives	100%		100%	
Total		19,454		22,830

FY 2008 MFO BUDGET

By MFO/By Expense Class
(In thousand pesos)

Particulars	PS	MOOE	CO	TOTAL	% SHARE
MFO 1					
Capacity Building Services	1,099	1,847		2,946	12.90%
MFO 2					
Investment Promotion and Market Development Services	8,607	9,604	200	18,411	86.21%
MFO 3					
Incentives Administration Services	1,248	225		1,473	6.45%
TOTAL	10,954	11,676	200	22,830	99.11%
% SHARE	47.98%	51.14%	0.88%	100.00%	



National Council for Children's Television

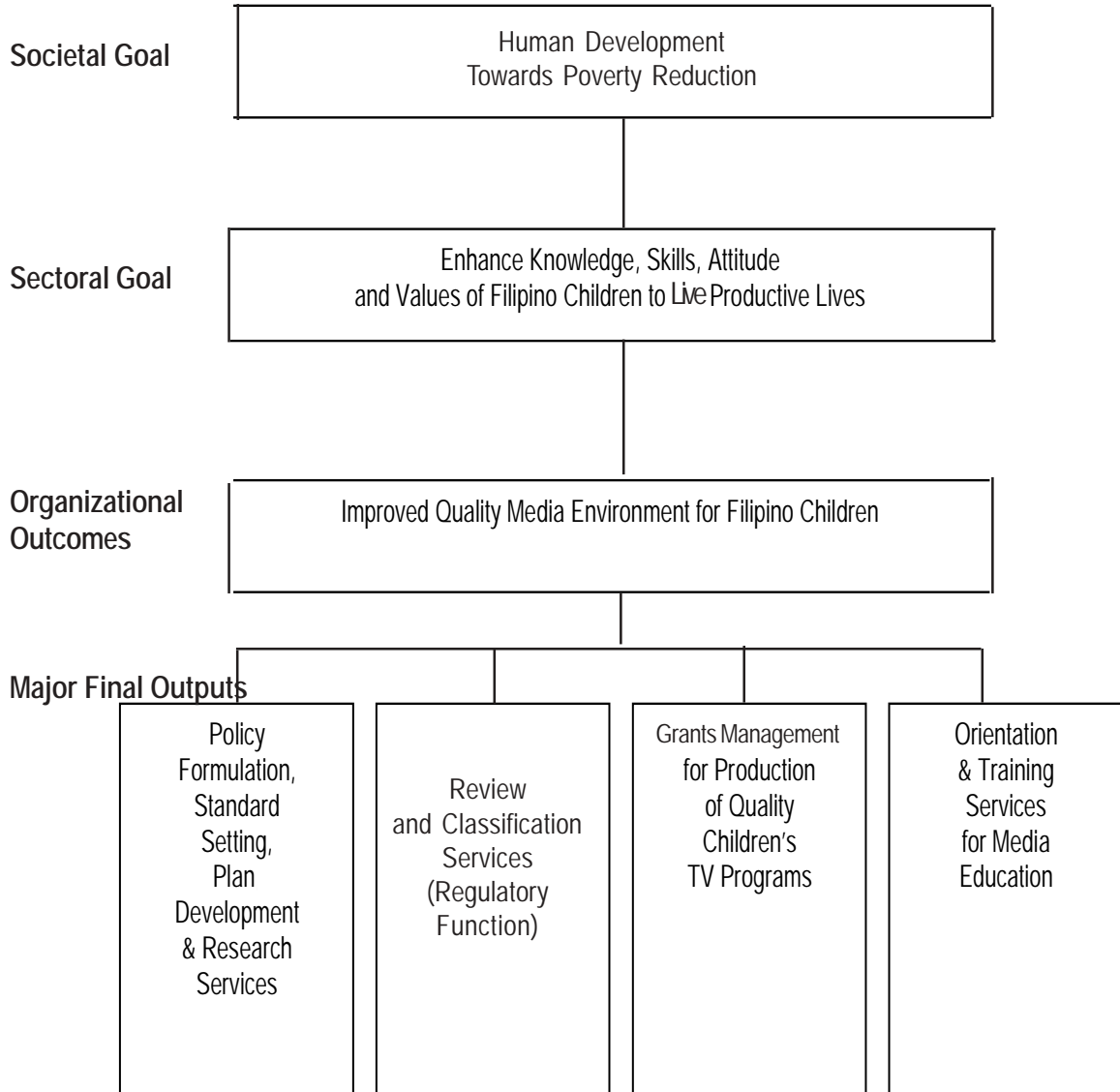
Legal Basis

- **Republic Act No. 8370** (July 28, 1997), the Children's Television Act of 1997, created the National Council for Children's Television as an attached agency to the Office of the President.
- **Executive Order No. 203** (May 5, 2003) transferred the National Council for Children's Television from the Office of the President to the Department of Education.

Mandate

The National Council for Children's Television (NCCT) develops a comprehensive media plan that will initiate, promote, and support quality television programs to develop the Filipino child's critical thinking and communication skills, moral values, and strong sense of national identity. It aims to ensure that all children in the Philippines will have access to quality television programs that are creative, informative, educational and entertaining, wherever they are, and in whatever circumstance they are in.

LOGICAL FRAMEWORK (NCCT)



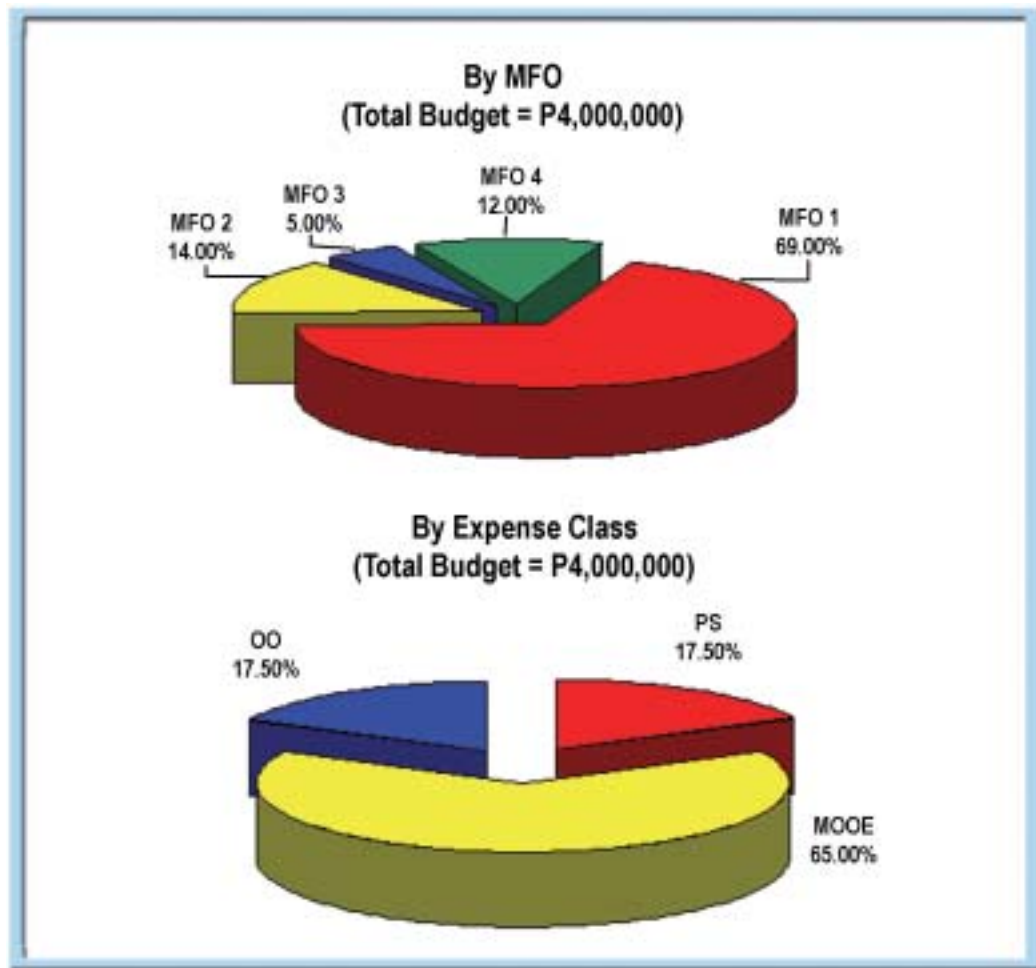
PERFORMANCE MEASURES AND TARGETS

Particulars	FY 2007		FY 2008	
	Target	Amount	Target	Amount
MFO 1 Policy formulation, standard setting, plan development and research activities <ul style="list-style-type: none"> • Policy and standard on CTV • National Survey on TV Ownership of School Use of TV in Classroom 			100%	2,751.60
MFO 2 Review and classification services <ul style="list-style-type: none"> • Monitor, classify, and review 20 local CTV shows 			80%	563.00
MFO 3 Grants management for production of quality children's television program <ul style="list-style-type: none"> • Provide grant for the production of Children's Education Show for pre-school & elementary level 			80%	200.00
MFO 4 Orientation and training services for media education and use of TV for education <ul style="list-style-type: none"> • Conduct orientation and training workshops for ETV Coordinators from 17 Regions • Setup Multi Media Centers for children in cooperation with LGUs for out-of-school children and community <ul style="list-style-type: none"> - Linkages with LGUs set - MOA with LGUs formulated and signed 			50%	485.40
TOTAL				4,000.00

FY 2008 MFO BUDGET

By MFO/By Expense Class

PARTICULARS	PS	MOOE	CO	Total	% SHARE
MFO 1 Policy formulation, standard setting, plan development and research activities	700	1351.6	700	2751.6	69.00%
MFO 2 Review and classification services		563		563	14.00%
MFO 3 Grants management for production of quality children's television program		200		200	5.00%
MFO 4 Orientation and training services for media education and use of TV for education		485.4		485.4	12.00%
TOTAL	700	2,600	700	4,000	100.00%
% SHARE	17.50%	65.00%	17.50%	100.00%	



Philippine High School for the Arts

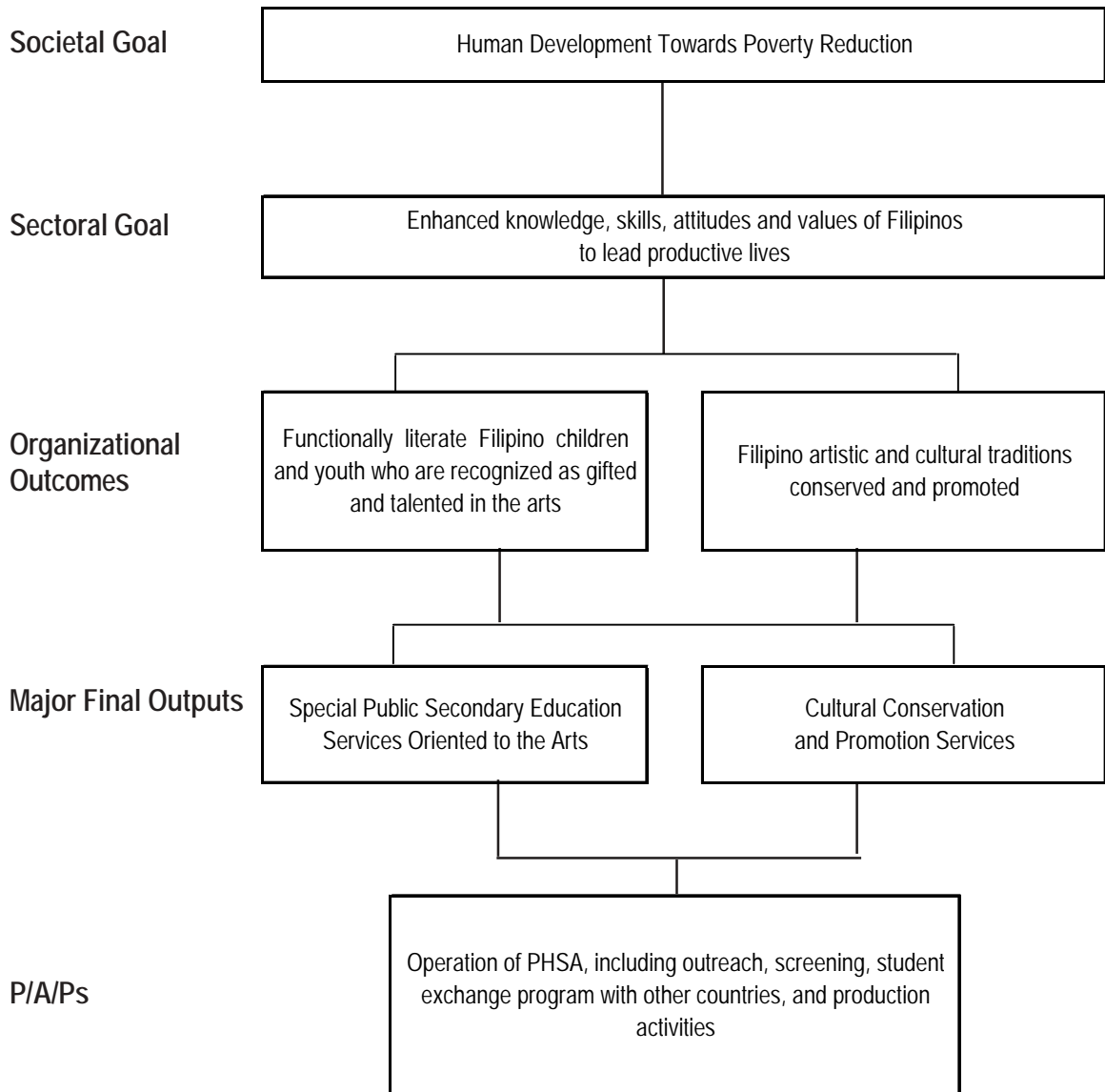
Legal Basis

Executive Order No. 420 (September 7, 1990) converted the Philippine High School for the Arts into a regular government agency.

Mandate

The Philippine High School for the Arts (PHSA) implements a general secondary level program, combined with a special curriculum oriented to the arts and geared to the early recognition and development of highly talented, exceptionally gifted students in the arts, thus providing a continuing source of artists of excellence and leaders in the preservation and promotion of Filipino heritage in the arts.

LOGICAL FRAMEWORK (PHSA)



PERFORMANCE MEASURES AND TARGETS

Particulars	FY 2007		FY 2008	
	Target	Amount	Target	Amount
MFO 1:		34,726		34,949
Special Public Secondary Education Services Oriented to the Arts				
• Number of applicants received for assessment	700		900	
• Number of applicants screened and identified for scholarship	35		40	
• Mean percentage performance in Center for Educational Measurement across levels	85%		85%	
• Mean percentage score in the National Achievement Test (NAT)	90%		90%	
• Mean percentage Score in National Career Assessment Exam (NCAE)	90%		90%	
MFO 2:		6,721		9,111
Cultural Conservation and Promotion Services				
• Number of research-based artworks published, staged, and/or exhibited	5		15	
• Number of schools assisted in initiating own and/or maintaining existing Special Arts Program	3		10	
• Number of persons attending cultural activities	1,000		1,000	
Outside PHSA Within PHSA				
Total		41,447		44,060

FY 2008 MFO BUDGET

By MFO/By Expense Class

Particulars	PS	MOOE	CO	TOTAL	% Share
MFO 1 :					
Special public secondary education services oriented to the arts	10,111	22,192	2,646	34,949	79.32%
MFO 2 :					
Cultural conservation and promotion services	406	5,605	3,100	9,111	20.68%
TOTAL	10,517	27,797	5,746	44,060	100.00%
% Share	23.87%	63.09%	13.04%	100.00%	

By MFO
(Total Budget = P44,060,000)



By Expense Class
(Total Budget = P44,060,000)

