



NATIONAL ANTI-POVERTY COMMISSION

Legal Basis

Republic Act No. 8425 (June 30, 1998), the Social Reform and Poverty Alleviation Act, created the National Anti-Poverty Commission (NAPC) as the coordinating and advisory body in the implementation of the Social Reform Agenda.

Mandate


The National Anti-Poverty Commission (NAPC) exercises oversight functions in the incorporation of anti-poverty strategies and programs in national, regional, sub-regional, and local development plans. It aims to institutionalize basic sector participation in the formulation, planning, implementation, and monitoring of anti-poverty policies, strategies, and programs in line with the Social Reform Agenda.

LOGICAL FRAMEWORK (NAPC)

Societal Goal

Poverty Reduction Towards
Improved Quality of Life

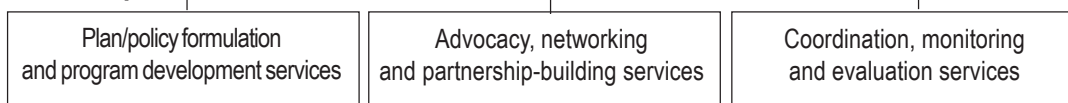
Sectoral Goals



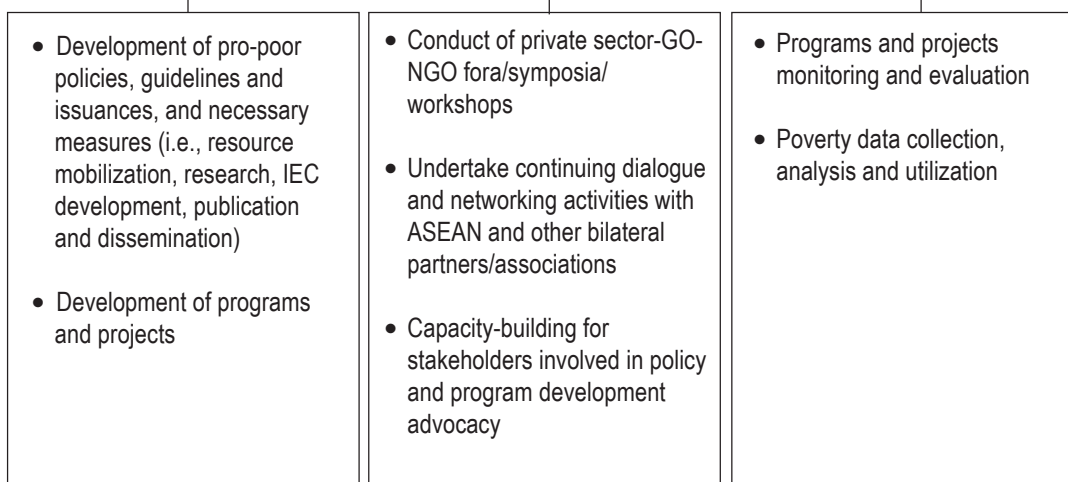
Organizational Outcome

An effective and responsive oversight
and coordinating body for poverty reduction

Major Final Outputs



P/A/Ps



PERFORMANCE MEASURES AND TARGETS

(Amounts in Thousand Pesos)

Particulars	FY 2007	FY 2008	FY 2009
	Actual/ Amount	Target/ Amount	Target/ Amount
MFO 1			
Plans/Policy Formulation and Program Development Services	16,356	15,115	4,782
Performance Indicators:			
No. of fora facilitated/organized for microfinance forum			1
No. of meetings conducted on MF/ME			4
No. of LGUs participating in Poverty Mitigation/Reduction projects		10	
No. of dialogues/meetings/ consultations with Local Chief Executives' priority provinces		8	
No. of NAPC Cabinet meetings conducted	9	48	48
No. of preparatory meetings conducted		96	96
No. of Cabinet assistance meetings conducted		48	48
No. of post-NAPC Cabinet Directives/monitoring meetings conducted	2	96	96
No. of partsherships forged with key institutions for PMLP implementation	13	100	100
No. of planning workshops conducted		1	
No. of meetings conducted			1
No. of Philippine Microfinance Literacy Program (PMLP) launched	1		
No. of enhancement seminars for Financial Literacy (FinLit) Trainers conducted	2	9	1
No. of institutions trained	36	100	1
No. of Financial Literacy Training for Ugnayan Communities conducted		3	20
No. of training modules developed		5	
No. of inter-agency meetings with MSME clusters conducted			2
No. of policy dialogues//validation workshops conducted			1
No. of statistical fora/meetings attended/ participated in		12	12
No. of activity reports crafted and submitted		12	12
No. of statistical publications/references subscribed to		12	4
No. of Poverty Situationer (POVSIT) developed		1	1
No. of Povsit printed and disseminated		17	100
No. of consolidated AWP formulated		1	1
No. of strategic workshops conducted		1	1
No. of consolidated plan and budget proposals prepared		1	1
MFO 2			
Advocacy, Net-working and Partnership-Building Services	31,205	59,062	61,364
No. of stakeholders' preparatory meetings conducted	5	3	5
No. of inter-agency activities participated in		ANA	ANA
No. of manuals developed			12
No. of copies distributed			400
No. of BS agenda developed/formulated/updated		56	56
No. of reports crafted		1,400	1,400

PERFORMANCE MEASURES AND TARGETS

(Amounts in Thousand Pesos)

Particulars	FY 2007	FY 2008	FY 2009
	Actual/ Amount	Target/ Amount	Target/ Amount
MFO 3.			
Coordination, Monitoring and Evaluation Services	7,342	17,071	13,548
No. of TWG meetings conducted		4	4
No. of IT services provided	1	ANA	ANA
No. of ICT services provided		ANA	ANA
No. of functional interactive databases updated (e.g. microfinance, KALAHl)	1	1	
No. of computer units distributed			16
No. of CBMS results published		1	1
No. of library users		1	ANA
No. of "brown bag learning" sessions conducted	6	6	6
No. of Consumers Protection guidebooks developed	1	1	1
No. of meetings conducted		1	5
No. of regional success stories on Anti-Poverty Showcasees identified		7	
No. of regional convergence mechanisms (RKCG) meetings conducted		60	
No. of BSC meetings attended with RKCG and other local bodies			4200
TOTAL	54,903	191,248	79,694

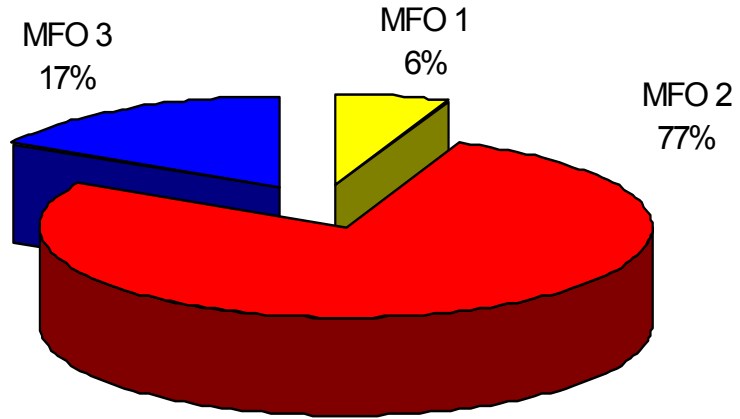
FY 2009 BUDGET

By MFO/By Expense Class

(In Thousand Pesos)

Particulars	PS	MOOE	CO	TOTAL	% SHARE
MFO 1 Plan/policy formulation and program development services	3,660	1,122	-	4,782	6%
MFO 2 Advocacy, networking and partnership-building (including Locally-Funded People's Development Trust Fund)	20,912	40,451	-	61,364	77%
MFO 3 Coordination, monitoring and evaluation of all social reform and poverty alleviation programs and projects	1,568	10,430	1,550	13,548	17%
TOTAL	26,141	52,003	1,550	79,694	100%
% Share	33%	65%	2%	100%	

By MFO
(Total Budget = P79,694,000)



By Expense Class
(Total Budget = P79,694,000)

