



NATIONAL ANTI-POVERTY COMMISSION

Legal Basis

Republic Act No. 8425 (June 30, 1998), the Social Reform and Poverty Alleviation Act, created the National Anti-Poverty Commission (NAPC) as the coordinating and advisory body in the implementation of the Social Reform Agenda.

Mandate

The National Anti-Poverty Commission (NAPC) exercises oversight functions in the incorporation of anti-poverty strategies and programs in national, regional, sub-regional, and local development plans. It aims to institutionalize basic sector participation in the formulation, planning, implementation, and monitoring of anti-poverty policies, strategies, and programs in line with the Social Reform Agenda.

LOGICAL FRAMEWORK (NAPC)

Societal Goal

Poverty Reduction Towards Improved Quality of Life


Sectoral Goals



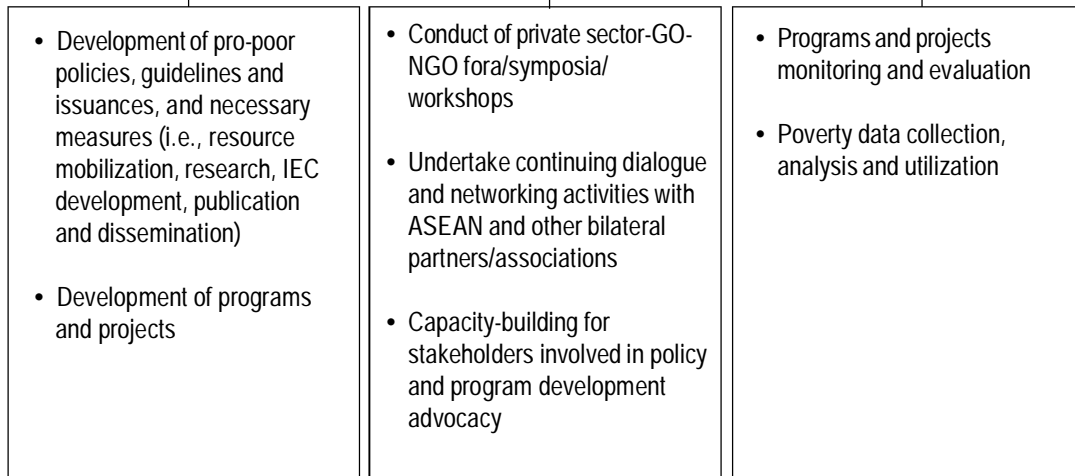
Organizational Outcome

An Effective and Responsive Oversight and Coordinating Body for Poverty Reduction

Major Final Outputs



PI/As



PERFORMANCE MEASURES AND TARGETS

(Amounts in Thousand Pesos)

Particulars	FY 2010		FY 2011	FY 2012
	Target/ Amount	Actual/ Amount	Target/ Amount	Target/ Amount
MFO 1				
Policy, Plan and Program Review and Formulation Services	3,273	3,336	2,847	13,013
No. of research studies conducted/policy briefs prepared	1	3		17
No. of M & E reports on policies generated	as needed	25		16
No. of comments on documents from ASEAN and other international forums	4	2	as needed	as needed
No. of cabinet meetings assisted	16	11	16	12
No. of comments/position papers on proposed legislations	as needed	23	24	24
No. of basic sector project proposals designed/enhanced				5
MFO 2				
Technical Assistance and Advocacy Services	81,710	52,505	60,798	82,023
No. of En Banc meetings conducted	4		10	2
% of attendance				80%
No. of resolutions/directives issued				2
No. of national convergence meetings			1	4
% of attendance			80%	80%
No. of resolutions/policy or program recommendations/agreements made			1	4
No. of basic sectoral assemblies/council meetings conducted	56	21	3	28
% of attendance		88%		80%
No. of resolutions/policy or program recommendations/agreements on development issues made		24		28
No. of basic sectoral agenda developed, formulated and updated	56	21	42	28
No. of BS individual accomplishments reports			1,050	16,800
No. of SRC meetings conducted	4	2		2
% of attendance		100%		80%
No. of cross-basic sectoral agenda developed	28			2
No. of resolutions/policy or program recommendations/agreements made		2		2
No. of meetings conducted		11		29
% of attendance				80%
No. of BS summit conducted				1
% of attendance				80%
No. of basic sectoral agenda developed, formulated and updated				1
No. of resolutions/policy or program recommendations/agreements made				1
No. of regional convergence mechanisms established/revived	68	10	68	9
No. of provincial convergence mechanisms established/revived				13
No. of municipal convergence mechanisms established/revived	17	16	27	150

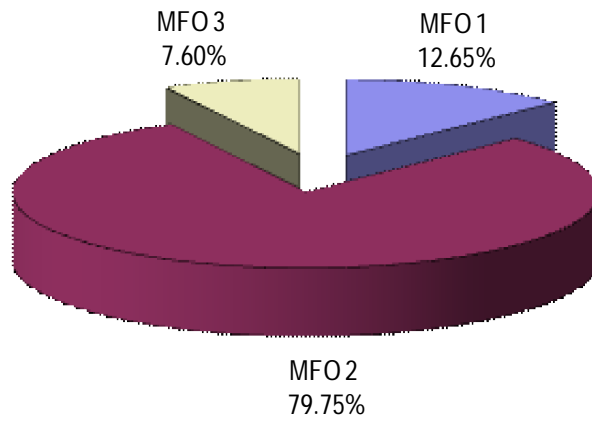
Particulars	FY 2010		FY 2011	FY 2012
	Target/ Amount	Actual/ Amount	Target/ Amount	Target/ Amount
No. of pro-poor advocacy special events conducted/ supported	2	1		13
No. of information material developed	26	48	26	13
No. of information uploaded on website				48
No. and type of trainings conducted	28	35	27	58
No. of trainees, male and female			870	
MFO 3.				
Coordination, Monitoring and Evaluation Services	28,752	5,101	10,206	7,820
No. of information system plans developed				2
No. and type of monitoring tools developed				1
No. of poverty data reports added		2		
No. of plans, programs and projects monitored			as needed	
No. of M & E reports generated	as needed	14	14	22
TOTAL	113,735	60,942	73,851	102,856

FY 2012 BUDGET

By MFO/By Expense Class (In Thousand Pesos)

Particulars	PS	MOOE	CO	TOTAL	% SHARE
MFO 1					
Policy, Plan and Program Review and Formulation Services	377	12,636	-	13,013	12.65%
MFO 2					
Technical Assistance and Advocacy Services	27,590	53,433	1,000	82,023	79.75%
MFO 3					
Coordination, Monitoring and Evaluation Services	1,321	5,979	520	7,820	7.60%
TOTAL	29,288	72,048	1,520	102,856	100%
% SHARE	28.47%	71.05%	1.48%	100%	

By MFO
(Total Budget = P102,856,000)



By Expense Class
(Total Budget = P102,856,000)

