



## DEPARTMENT OF JUSTICE

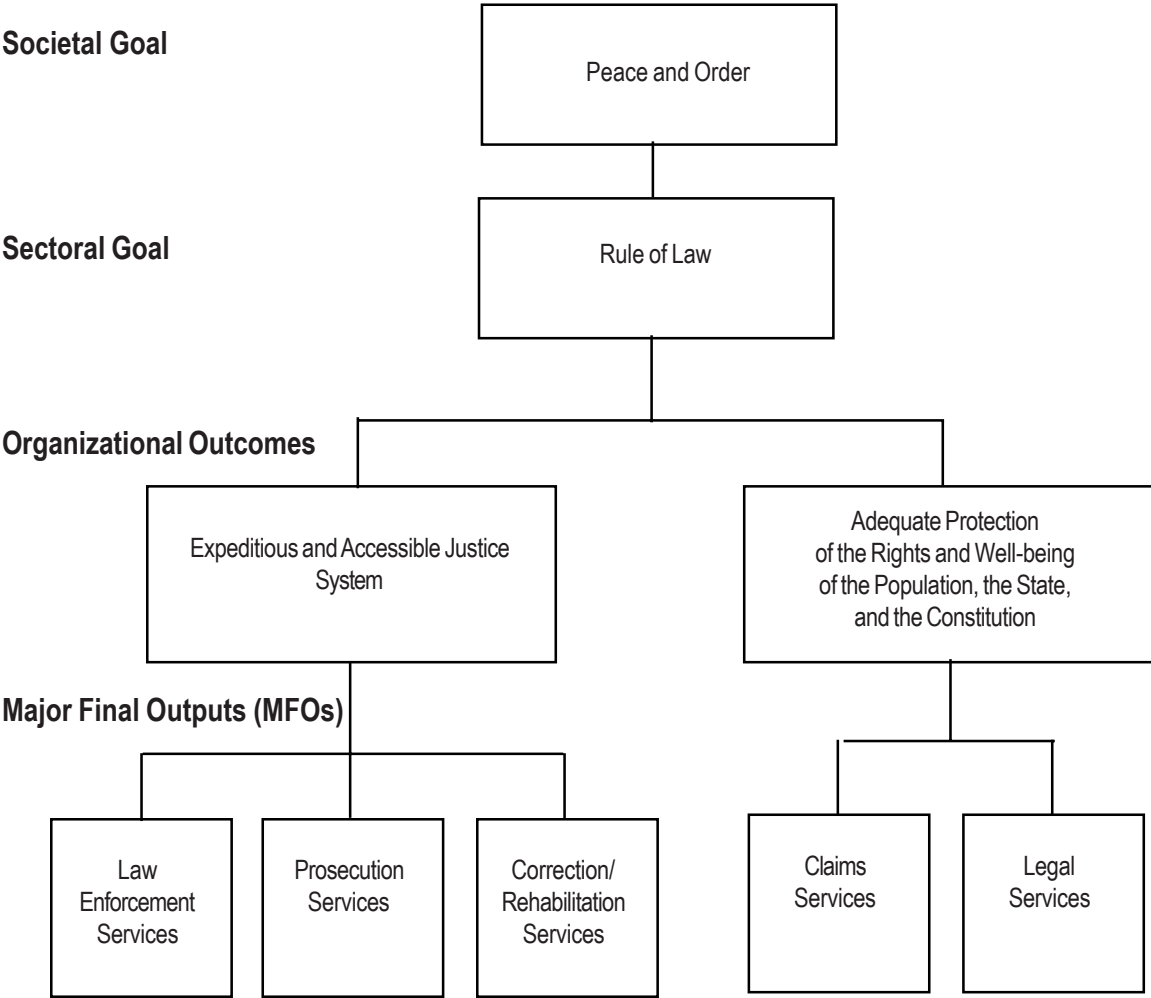
### Legal Basis

- **Executive Act of 1898** (September 26, 1898) established the Department of Justice (DOJ) under the Philippine Revolutionary Government of General Emilio Aguinaldo.
- **Civil Service Act of 1901** (September 1, 1901) created the Department of Justice and Finance from the former Office of the Attorney General established by the Americans in lieu of the DOJ under the Aguinaldo Government.
- **Reorganization Act No. 2666** (November 18, 1916) established the DOJ as a separate entity from the Department of Finance.
- **The Philippine Constitution of 1987** (February 7, 1987) reestablished the DOJ (which was a Commission under the Japanese Government in 1942) as a Ministry under martial law (1973 to 1980) until 1986 (EDSA Revolution).
- **Executive Order No. 292** (July 25, 1987), the Administrative Code of 1987, prescribed the mandate, powers and functions, and organizational structure of the DOJ, including those of its constituent units.
  - > Office of the Secretary (OSEC)
  - > Bureau of Corrections (BUCOR)
  - > Bureau of Immigration (BI)
  - > Land Registration Authority (LRA)
  - > National Bureau of Investigation (NBI)
  - > Office of the Government Corporate Counsel (OGCC)
  - > Office of the Solicitor General (OSG)
  - > Parole and Probation Administration (PPA)
  - > Public Attorney's Office (PAO)
- Executive Order No. 643 (July 27, 2007) placed the Presidential Commission Good Government under the administrative supervision of the Department of Justice (DOJ).

### Mandate

The Department of Justice (DOJ) acts as the principal law agency and legal counsel of the government. It upholds the rule of law and ensures the effective and efficient administration of justice.

**LOGICAL FRAMEWORK (DOJ)**



## PERFORMANCE MEASURES AND TARGETS

(Amounts in Thousand Pesos)

Particulars	FY 2010		FY 2011	FY 2012
	Target/Amount	Actual/Amount	Target/Amount	Target/Amount
<b>MFO 1</b>				
<b>Law Enforcement Services</b>	<b>1,307,518</b>	<b>1,491,479</b>	<b>1,226,972</b>	<b>1,375,053</b>
Investigation, detection, and immigration cases acted upon				
Registration transactions processed (BI)	106,649	224,411	226,001	227,603
Immigration transactions processed (BI)	6,010,603	6,811,199	6,879,311	6,948,105
Requests for technical/scientific/forensic services, clearance, and criminal records acted upon (NBI)				
Requests for services completed within specified time	96.00%	96.00%	97.00%	97.00%
Application for clearance processed within specified time	100.00%	100.00%	100.00%	100.00%
Processing of alien registration and immigration transactions (BI)				
Intelligence cases processed	1,585	1,107	1,470	1,510
<b>MFO 2</b>				
<b>Prosecution Services</b>	<b>2,269,489</b>	<b>2,621,252</b>	<b>2,484,916</b>	<b>3,165,675</b>
Investigation of criminal cases (OSEC)				
Disposition rate	74.00%	74.91%	85.00%	85.00%
Prosecution of criminal cases for trial in court (OSEC)				
Investigated cases filed in court/cases handled	950,000	949,440	950,000	960,000
Protection, security, and benefit services for witnesses (OSEC)				
Percent of requests/applications acted upon	98%	77.65%	95.20%	100%
Number of witnesses covered	591	493	590	600
<b>MFO 3</b>				
<b>Corrections/Rehabilitation Services</b>	<b>1,829,186</b>	<b>1,921,683</b>	<b>2,022,839</b>	<b>2,099,298</b>
Inmate rehabilitation programs made available (BUCOR)				
Employment rate	31.00%	25.00%	31.00%	30.00%
Custody and Maintenance of Nat'l Prisoners				
No. of inmate carpentas forwarded to BPP	5,816	5,597	6,397	6,435
No. of releases		4,342	6,077	6,228

Particulars	FY 2010		FY 2011	FY 2012
	Target/Amount	Actual/Amount	Target/Amount	Target/Amount
Inmate escape incidents (BUCOR)				
Escape Population Ratio	0.09%	0.16%	0.13%	0.09%
Apprehensions/Confiscations Contrabands				
No. of confiscated contrabands		1,346	195	195
Provision of inmates' basic needs (BUCOR)				
Number of prisoners	37,076	35,937	39,549	39,410
Executive clemency and parole				
Prisoners evaluated for release on parole and recommendations for Executive				
Disposition rate	93.70%	93.44%	93.96%	90.00%
Resolutions issued within 30 days from date of Board meeting	100.00%	100.00%	100.00%	100.00%
Petitions (for probation investigation submitted to courts, pre-parole/executive clemency submitted to Board of Pardons and Parole, and suspended sentence of first time minor drug offenders submitted to Dangerous Drugs Board) acted upon (PPA)				
No. of petitions handled for:				
Probation	9,363	7,034	9,634	8,764
Pre-parole/Executive Clemency	1,301	1,207	1,218	1,188
Suspended Sentence of First-Time Minor Drug Offenders (FTMDO)	10	211	12	78
Disposition rate	90.00%	91.13%	91.00%	90.00%
Percentage of courts/BPP decisions which sustained the recommendations of field office	90.00%	99.22%	91.00%	90.00%
Parolees, pardonees, and probationers and first time minor drug offenders supervised and assisted (PPA)				
Number of probationers, parolees, conditional pardonees, First-Time Minor Drug Offenders (FTMDOs) supervised in community service	47,959	43,960	48,878	48,361
Number of clients assisted in income generation thru involvement in skills, vocational training and other livelihood activities	23,721	17,584	24,077	21,433
Number of clients involved in community services	43,620	37,366	43,909	40,080
Percentage of courts/BPP decisions which sustained the recommendations of field office	90.00%	100.00%	91.10%	91.50%

Particulars	FY 2010		FY 2011	FY 2012
	Target/Amount	Actual/Amount	Target/Amount	Target/Amount
Recruitment, training and deployment of VPAs (PPA)				
VPAs recruited and appointed				
Total cumulative no. of VPAs recruited	10,000	12,369	13,509	14,623
Percentage appointed/reappointed	90.00%	97.00%	90.00%	95.00%
Percentage trained	65.00%	55.86%	65.00%	65.00%
Total number of VPA associations	175	203	208	213
<b>MFO 4</b>				
<b>Claims Services</b>	<b>20,000</b>	<b>17,095</b>	<b>20,000</b>	<b>20,000</b>
Victims Compensation Program (OSEC)				
Percent of requests/applications acted upon	80.39%	81.82%	85.00%	100.00%
Number of applicants granted compensation	2,337	1,965	1,990	2,089
<b>MFO 5</b>				
<b>Legal Services</b>	<b>2,163,549</b>	<b>3,200,955</b>	<b>2,733,259</b>	<b>3,083,030</b>
Judicial/quasi-judicial representation services				
Number of services rendered to the government (OSG)	37,999	19,738	21,712	21,761
Number of cases handled to the GOCCs	3,600	3,255	3,483	3,716
Non-judicial/special legal services for government				
Disposition rate of requests for special services (OSEC)	97.62%	98.01%	98.12%	98.24%
Number of legal opinions rendered for GOCCs (OGCC)	500	244	285	295
Number of non-judicial services rendered (OSG)	48,758	56,943	59,317	59,465
Government corporate contract drafting and review				
Number of contracts drafted and reviewed (OGCC)	500	438	450	485
Free legal representation and counselling services to indigents (PAO)				
No. of cases handled (Judicial)	452,307	464,399	470,580	472,932
No. of cases handled (Quasi-Judicial)	75,351	79,383	78,395	78,787
No. of clients served (Instant Services)	3,563,229	4,169,970	4,681,943	4,705,352
No. of cases handled (Women Clients)	72,208	74,154	75,125	75,500
No. of cases handled (Children in Conflict with Law)	15,381	14,588	16,002	16,082

**PERFORMANCE MEASURES AND TARGETS**

(Amounts in Thousand Pesos)

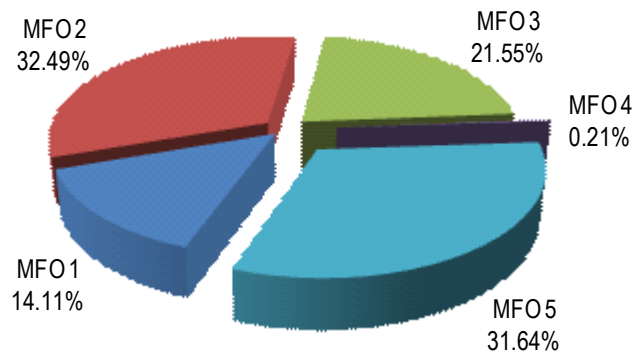
Particulars	FY 2010		FY 2011	FY 2012
	Target/Amount	Actual/Amount	Target/Amount	Target/Amount
Legal registration services rendered (LRA)				
Decisions and orders for issuance of decrees acted upon	616	678	675	700
Number of deeds/instruments/requests for the issuance of TCTs/OCTs acted upon	635,000	642,351	642,351	643,100
No. of deeds/instruments/requests for registration acted upon (without issuance of TCTs/OCTs)	2,690,000	2,690,819	2,690,819	2,691,000
Recovery and administration of ill-gotten wealth				
No. of ill-gotten assets identified/investigated and monitored	0	0	500	0
Amount of recovery higher or at par with the cost of recovery	750,233	548,706	242,391	514,919
Recovery and disposition done within a reasonable timetable		Within or earlier than the prescribed period		
<b>TOTAL</b>	<b>7,589,742</b>	<b>9,252,464</b>	<b>8,487,986</b>	<b>9,743,056</b>

## FY 2012 MFO BUDGET

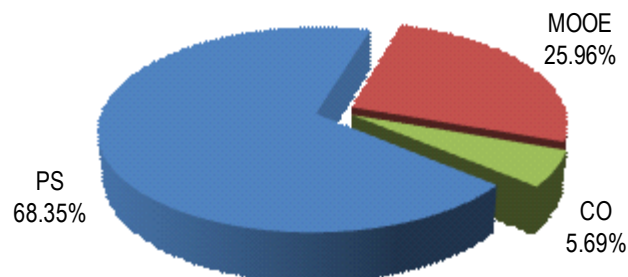
### By MFO/By Expense Class (In Thousand Pesos)

Particulars	PS	MOOE	CO	TOTAL	% SHARE
<b>MFO 1</b>					
Law Enforcement Services	868,027	469,752	37,274	1,375,053	14.11%
<b>MFO 2</b>					
Prosecution Services	2,351,351	363,512	450,812	3,165,675	32.49%
<b>MFO 3</b>					
Corrections/Rehabilitaion Services	941,735	1,121,703	35,860	2,099,298	21.55%
<b>MFO 4</b>					
Claims Services	-	20,000	-	20,000	0.21%
<b>MFO 5</b>					
Legal Services	2,498,447	554,583	30,000	3,083,030	31.64%
<b>Total</b>	<b>6,659,560</b>	<b>2,529,550</b>	<b>553,946</b>	<b>9,743,056</b>	
<b>%Share</b>	<b>68.35%</b>	<b>25.96%</b>	<b>5.69%</b>		<b>100%</b>

**By MFO**  
(Total Budget = P9,743,056,000 )



**By Expense Class**  
(Total Budget = P9,743,056,000 )



**By Agency/By MFO**  
(In Thousand Pesos)

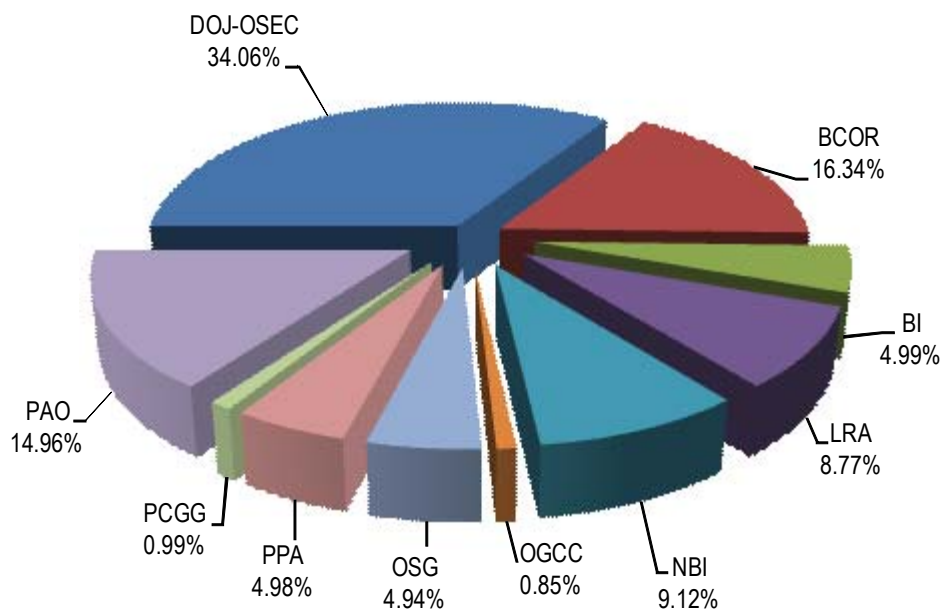
Particulars	MFO 1	MFO 2	MFO 3	MFO 4	MFO 5	TOTAL	% Share
	Law Enforcement Services	Prosecution Services	Corrections/Rehabilitaion Services	Claims Services	Legal Services		
DOJ-Office of the Secretary		3,165,675	22,060	20,000	110,909	3,318,644	34.06%
Bureau of Corrections			1,591,907			1,591,907	16.34%
Bureau of Immigration	486,187					486,187	4.99%
Land Registration Authority					854,004	854,004	8.77%
National Bureau of Investigation	888,866					888,866	9.12%
Office of the Government Corporate Counsel					83,177	83,177	0.85%
Office of the Solicitor General					481,363	481,363	4.94%
Parole and Probation			485,331			485,331	4.98%
Presidential Commission on Good Government					96,477	96,477	0.99%
Public Attorney's Office					1,457,100	1,457,100	14.96%
<b>TOTAL</b>	<b>1,375,053</b>	<b>3,165,675</b>	<b>2,099,298</b>	<b>20,000</b>	<b>3,083,030</b>	<b>9,743,056</b>	
<b>% Share</b>	<b>14.11%</b>	<b>32.49%</b>	<b>21.55%</b>	<b>0.21%</b>	<b>31.64%</b>		<b>100.00%</b>



**By Agency/By Expense Class**  
(In Thousand Pesos)

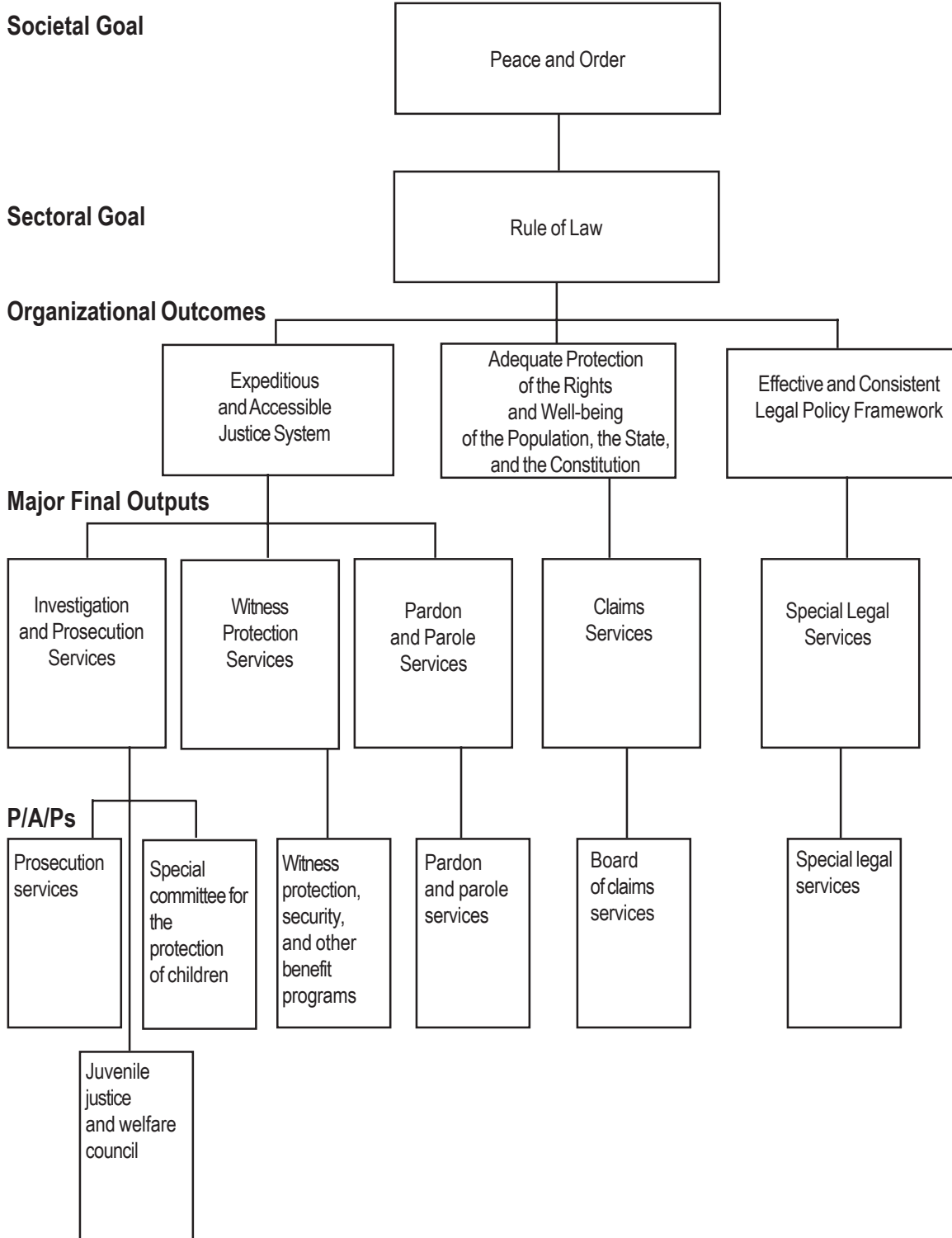
Particulars	PS	MOOE	CO	TOTAL	% SHARE
DOJ-Office of the Secretary	2,426,386	441,446	450,812	3,318,644	34.06%
Bureau of Corrections	504,860	1,051,187	35,860	1,591,907	16.34%
Bureau of Immigration	294,843	181,344	10,000	486,187	4.99%
Land Registration Authority	583,774	240,230	30,000	854,004	8.77%
National Bureau of Investigation	573,184	288,408	27,274	888,866	9.12%
Office of the Government Corporate Counsel	71,882	11,295	-	83,177	0.85%
Office of the Solicitor General	367,112	114,251	-	481,363	4.94%
Parole and Probation Administration	417,059	68,272	-	485,331	4.98%
Presidential Commission on Good Government	50,895	45,582	-	96,477	0.99%
Public Attorney's Office	1,369,565	87,535	-	1,457,100	14.96%
<b>TOTAL</b>	<b>6,659,560</b>	<b>2,529,550</b>	<b>553,946</b>	<b>9,743,056</b>	
<b>% Share</b>	<b>68.35%</b>	<b>25.96%</b>	<b>5.69%</b>		<b>100.00%</b>

**By Agency**  
(Total Budget = P9,743,056,000 )



DOJ-Office of the Secretary

LOGICAL FRAMEWORK (DOJ-OSEC)



## PERFORMANCE MEASURES AND TARGETS

(Amounts in Thousand Pesos)

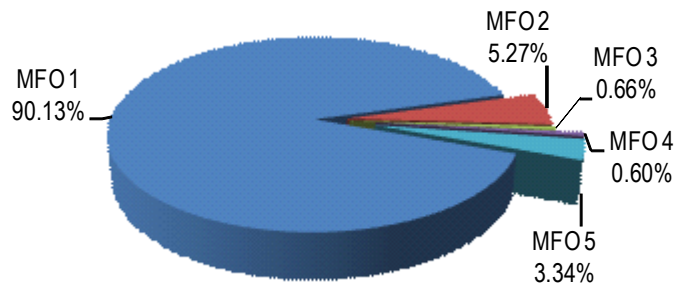
Particulars	FY 2010		FY 2011	FY 2012
	Target/Amount	Actual/Amount	Target/Amount	Target/Amount
<b>MFO 1</b>				
<b>Investigation and Prosecution Services</b>	<b>2,130,396</b>	<b>2,522,124</b>	<b>2,332,171</b>	<b>2,990,941</b>
Investigation of criminal cases				
Cases for disposition	350,000	334,531	340,000	340,000
Cases resolved/disposed	260,000	250,596	289,000	289,000
Disposition Rate	74.00%	74.91%	85.00%	85.00%
Prosecution of criminal cases				
No. of criminal cases in lower courts	950,000	949,440	950,000	960,000
<b>MFO 2</b>				
<b>Witness Protection Services</b>	<b>139,093</b>	<b>99,128</b>	<b>152,745</b>	<b>174,734</b>
Applications received and evaluated				
Applications for disposition	226	179	250	270
Applications acted upon	221	139	238	270
Disposition Rate	98.00%	77.65%	95.20%	100.00%
Witnesses covered by the program	591	493	590	600
<b>MFO 3</b>				
<b>Pardon and Parole Services</b>	<b>17,102</b>	<b>21,659</b>	<b>19,743</b>	<b>22,060</b>
Rendition of various parole and probation services				
Prisoner carpetas and reports received	8,422	9,509	8,682	11,383
Disposition	7,891	8,885	8,012	10,814
Disposition Rate	93.70%	93.44%	92.28%	95.00%
Resolutions issued within 30 days	100.00%	100.00%	100.00%	100.00%
<b>MFO 4</b>				
<b>Claims Services</b>	<b>20,000</b>	<b>17,095</b>	<b>20,000</b>	<b>20,000</b>
Cases/claims acted upon				
Applications for disposition	3,197	2,916	2,995	3,169
Applications acted upon	2,570	2,386	2,546	3,169
Disposition Rate	80.39%	81.82%	85.00%	100.00%
Grant of compensation				
No. of applicants compensated	2,337	1,965	1,990	2,089
<b>MFO 5</b>				
<b>Special Legal Services</b>	<b>74,969</b>	<b>94,685</b>	<b>84,355</b>	<b>110,909</b>
Rendition of various legal services				
Requests for disposition	12,530	16,513	16,128	17,723
Requests acted upon	12,232	16,185	15,825	17,410
Disposition Rate	97.62%	98.01%	98.12%	98.23%
<b>TOTAL</b>	<b>2,381,560</b>	<b>2,754,691</b>	<b>2,609,014</b>	<b>3,318,644</b>

## FY 2012 MFO BUDGET

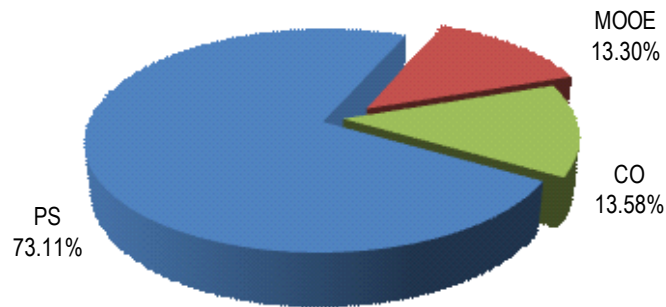
### By MFO/By Expense Class (In Thousand Pesos)

Particulars	PS	MOOE	CO	TOTAL	% SHARE
<b>MFO 1</b> Investigation and Prosecution Services	2,351,351	206,267	433,323	2,990,941	90.13%
<b>MFO 2</b> Witness Protection Services	-	157,245	17,489	174,734	5.27%
<b>MFO 3</b> Pardon and Parole Services	19,816	2,244	-	22,060	0.66%
<b>MFO 4</b> Claims Services	-	20,000	-	20,000	0.60%
<b>MFO 5</b> Special Legal Services	55,219	55,690	-	110,909	3.34%
<b>Total</b>	<b>2,426,386</b>	<b>441,446</b>	<b>450,812</b>	<b>3,318,644</b>	
<b>%Share</b>	<b>73.11%</b>	<b>13.30%</b>	<b>13.58%</b>		<b>100%</b>

**By MFO**  
(Total Budget = P3,318,644,000)



**By Expense Class**  
(Total Budget = P3,318,644,000)





## Bureau of Corrections

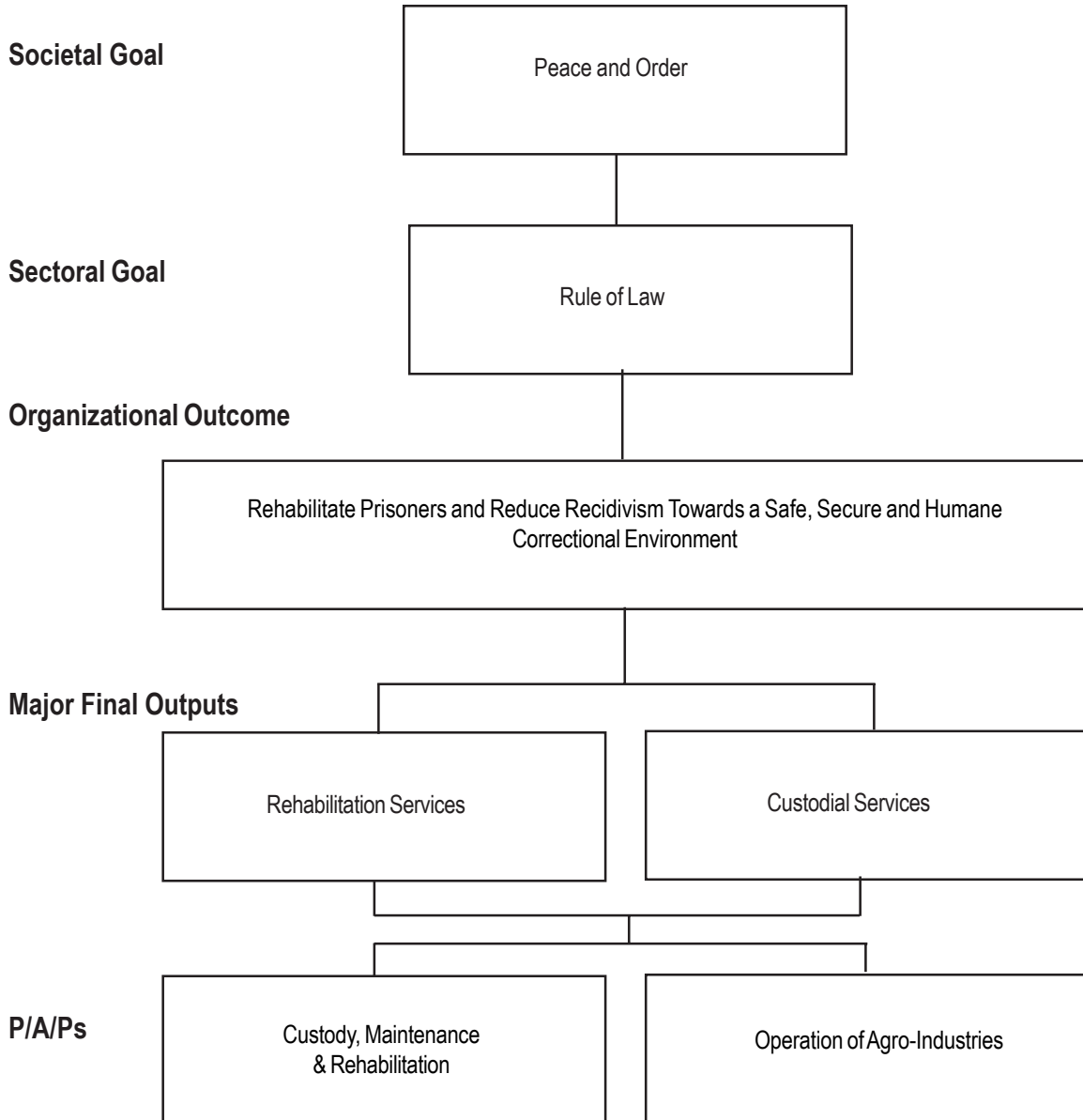
### Legal Basis

- **Reorganization Act of 1907** (November 1, 1905) created the Bureau of Prisons under the Department of Public Instruction until it was transferred to the then Ministry of Justice, now Department of Justice (DOJ).
- **Executive Order No. 292** (July 25, 1987), the Administrative Code of 1987, renamed the Bureau of Prisons to Bureau of Corrections to emphasize the shift in its primary goal from punitive to rehabilitative process and, per presidential form of government, is now under DOJ.

### Mandate

The Bureau of Corrections (BuCor) is mandated by law to accomplish its twin objectives of safekeeping and effective rehabilitation of national prisoners.

**LOGICAL FRAMEWORK (BuCor)**



## PERFORMANCE MEASURES AND TARGETS

(Amounts in Thousand Pesos)

Particulars	FY 2010		FY 2011	FY 2012
	Target/Amount	Actual/Amount	Target/Amount	Target/Amount
<b>MFO 1</b>				
<b>Rehabilitation Services</b>	<b>139,985</b>	<b>140,431</b>	<b>154,663</b>	<b>159,191</b>
Inmate rehabilitation programs made available				
Education				
No. of enrollees	6,559	4,492	6,327	4,755
Rate of enrollees	25.0%	12.5%	16%	12%
Rate of graduates vs. enrollees	20%	36%	30%	26%
Behavior Modification Program				
Muntinlupa Juvenile Training Center				
No. of trainees	24	14	24	20
Drug Treatment and rehabilitaion				
Participants in therapeutic program	458	434	504	551
% of TCP Recipients over drug offenders	10.0%	8.9%	10%	10%
Sports and Recreation Programs				
No. of participants	22,509	15,812	20,168	15,818
Rate of participation	51%	44%	51%	40%
Moral and Spiritual programs				
No. of participants	22,509	29,973	29,472	31,528
Rate of participation	100%	83%	75%	80%
Work and Livelihood programs				
No. of inmate workers	11,484	8,981	12,258	11,823
Employment rate	31%	25%	31%	30%
Agro-industries	6,108	4,282	5,647	5,604
Private ventures	5,083	4,699	6,118	6,071
Health and Welfare Program				
No. of consultation services	23,044	54,631	213,543	189,168
<b>MFO 2</b>				
<b>Custodial Services</b>	<b>1,259,868</b>	<b>1,263,823</b>	<b>1,391,965</b>	<b>1,432,716</b>
Custody and Maintenance of Nat'l Prisoners				
No. of inmate carpentas forwarded to BPP	5,816	5,597	6,397	6,435
No. of Releases	5,526	4,342	6,077	6,228
Escape Incidents				
Escape Population Ratio	0.09%	0.16%	0.13%	0.09%
Apprehensions/Confiscations of Contrabands				
No. of Confiscated Contrabands	-	1,346	195	195
Provision of Inmates' Basic Needs				
Prisoner's Maintained	37,076	35,937	39,549	39,410
Daily subsistence (amount/inmate/day)	P50/inmate	P50/inmate	P50/inmate	P50/inmate
Medicine allowance (amount/inmate/day)	P3/inmate	P3/inmate	P3/inmate	P3/inmate
T-shirts (2 pcs./inmate/year)		7,466	8,216	8,216
Laundry Soap (1bar/month/inmate)	484,784	7,978	8,779	8,779
Mat, mosquito net, blanket, others (1pc/inmate/admission)	116,196	21,129	21,156	30,749

Particulars	FY 2010		FY 2011	FY 2012
	Target/Amount	Actual/Amount	Target/Amount	Target/Amount
Improvement of Prison Facilities				
Personnel complement				
No. of inmates	37,076	35,937	39,545	39,410
Increased Custodial Positions				
No. of authorized custodial positions	1,389	1,389	1,639	2,139
Ratio of guard to inmate	1:27	1:27	1:22	1:17
<b>TOTAL</b>	<b>1,399,853</b>	<b>1,404,254</b>	<b>1,546,628</b>	<b>1,591,907</b>

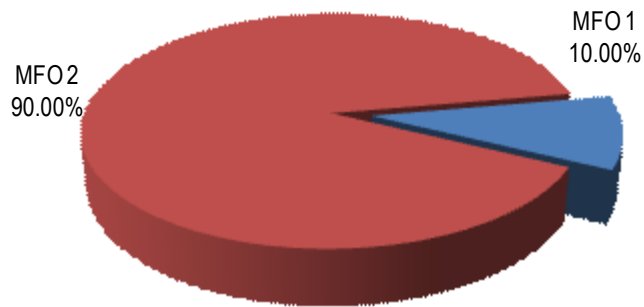


## FY 2012 MFO BUDGET

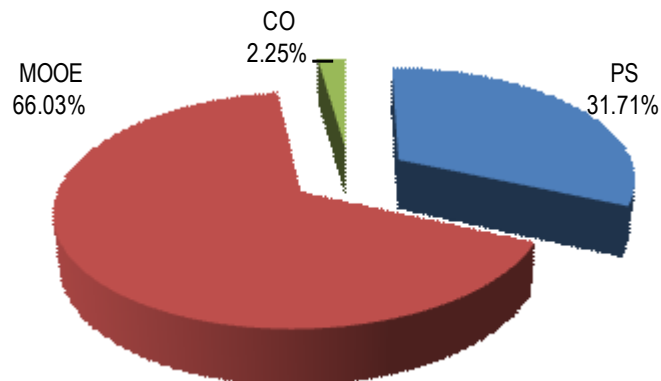
### By MFO/By Expense Class (In Thousand Pesos)

Particulars	PS	MOOE	CO	TOTAL	% SHARE
<b>MFO 1</b>					
Rehabilitation Services	50,396	105,119	3,676	159,191	10.00%
<b>MFO 2</b>					
Custodial Services	454,464	946,068	32,184	1,432,716	90.00%
<b>Total</b>	<b>504,860</b>	<b>1,051,187</b>	<b>35,860</b>	<b>1,591,907</b>	
<b>%Share</b>	<b>31.71%</b>	<b>66.03%</b>	<b>2.25%</b>		<b>100%</b>

**By MFO**  
(Total Budget = P1,591,907,000)



**By Expense Class**  
(Total Budget = P1,591,907,000)





## Bureau of Immigration

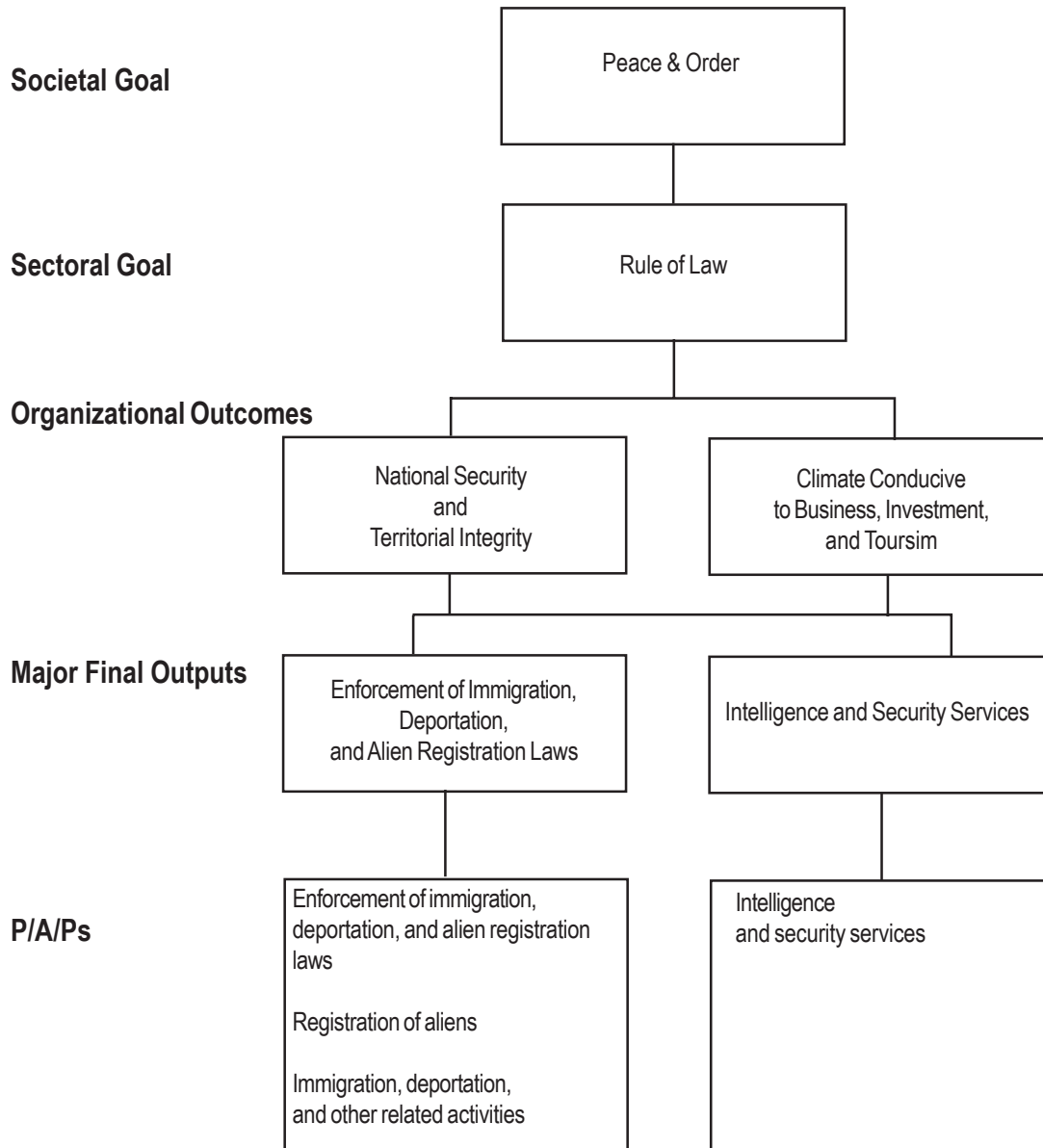
### Legal Basis

- **Commonwealth Act No. 613** (August 26, 1940), or the Philippine Immigration Act of 1940, created the Bureau of Immigration as the Commission on Immigration and Deportation under the Department of Justice (DOJ).
- **Executive Order No. 292** (July 25, 1987), the Administrative Code of 1987, retains the Bureau as an attached agency of the DOJ.
- **Department Circular No. 39** (December 29, 1989) renamed the Commission on Immigration and Deportation to Bureau of Immigration.

### Mandate

The Bureau of Immigration (BI) enforces and administers alien admission and registration as well as immigration and citizenship laws in accordance with the provisions of the Philippine Immigration Act of 1940, an Act to Control and Regulate the Immigration of Aliens into the Philippines.

**LOGICAL FRAMEWORK (BI)**



## PERFORMANCE MEASURES AND TARGETS

(Amounts in Thousand Pesos)

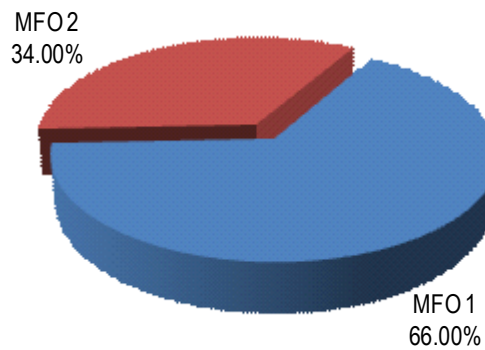
Particulars	FY 2010		FY 2011	FY 2012
	Target/Amount	Actual/Amount	Target/Amount	Target/Amount
<b>MFO 1</b>				
<b>Enforcement of Immigration, Deportation and Alien Registration Laws</b>	<b>238,185</b>	<b>382,629</b>	<b>264,352</b>	<b>320,883</b>
Registration transactions processed				
Aliens registered	23,639	122,415	123,640	124,876
IDs issued to recognized naturalized &/or admitted Filipinos	7,022	6,731	6,808	6,885
Travel documents processed and issued	46,437	66,524	66,524	66,524
Certificate of residence issued	28,882	27,879	28,158	28,439
Duplicate of original issued	669	862	871	879
Immigration Transaction Processed				
No. of incoming & outgoing aliens screened and checked				
admitted upon arrival	3,131,627	3,378,967	3,412,757	3,446,885
cleared for departure	2,878,976	3,432,232	3,466,554	3,501,220
No. of vessels boarded and inspected				
boarded and inspected upon arrival	10,476	10,781	10,889	10,998
cleared on departure	10,463	10,732	10,839	10,948
No. of requests for extension of stay received & processed	394,998	400,238	404,240	408,283
<b>MFO 2</b>				
<b>Intelligence and Security Services</b>	<b>122,702</b>	<b>197,112</b>	<b>136,181</b>	<b>165,304</b>
Intelligence cases processed				
No. of cases detected	1,098	809	1,000	1,010
No. of arrests made	114	163	170	180
No. of illegal aliens detained	231	154	160	170
No. of illegal aliens deported	142	130	140	150
No. of escapees	-	1	-	-
<b>TOTAL</b>	<b>360,887</b>	<b>579,741</b>	<b>400,533</b>	<b>486,187</b>

## FY 2012 MFO BUDGET

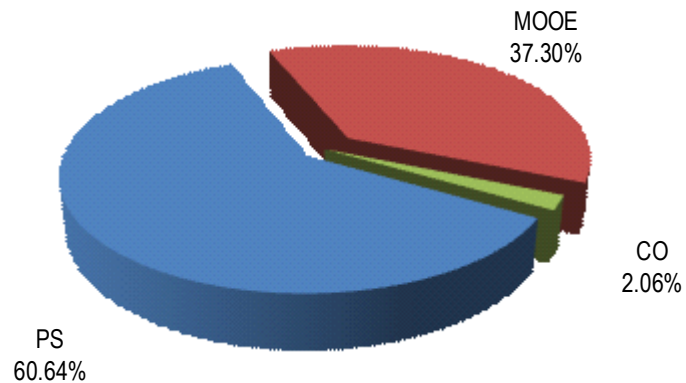
### By MFO/By Expense Class (In Thousand Pesos)

Particulars	PS	MOOE	CO	TOTAL	% SHARE
<b>MFO 1</b>					
Enforcement of Immigration, Deportation and Alien Registration Laws	194,596	119,687	6,600	320,883	66.00%
<b>MFO 2</b>					
Intelligence and Security Services	100,247	61,657	3,400	165,304	34.00%
<b>Total</b>	<b>294,843</b>	<b>181,344</b>	<b>10,000</b>	<b>486,187</b>	
<b>%Share</b>	<b>60.64%</b>	<b>37.30%</b>	<b>2.06%</b>		<b>100.00%</b>

**By MFO**  
(Total Budget = P486,187,000)



**By Expense Class**  
(Total Budget = P486,187,000)





## Land Registration Authority

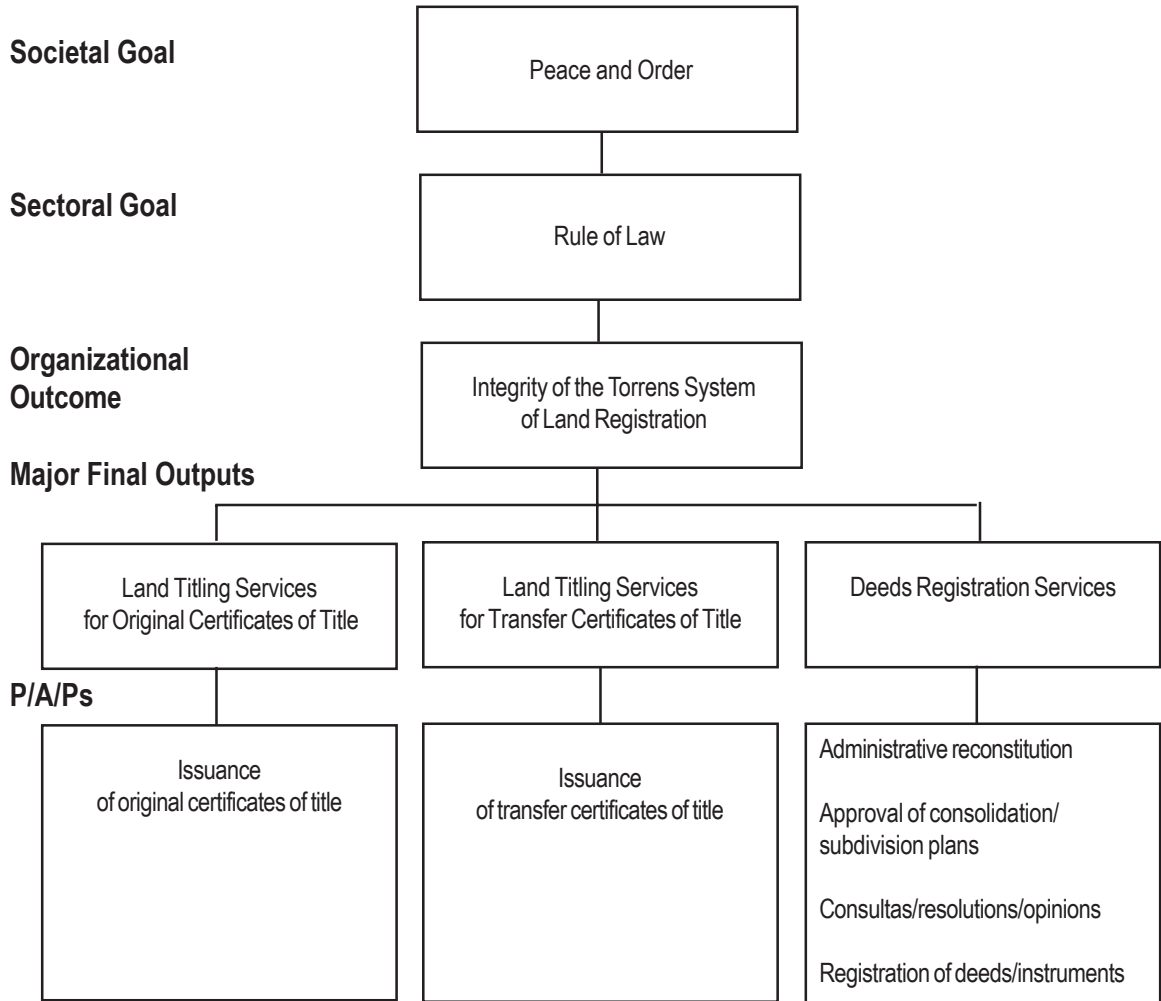
### Legal Basis

- **Presidential Decree No. 1529** (June 11, 1978) created the Land Registration Commission (LRC) under the executive supervision of the Department of Justice (DOJ) for a more efficient execution of laws relative to the registration of lands, geared to the massive and accelerated land reform and social justice program of the government.
- **Executive Order No. 649** (February 9, 1981) reorganized the LRC and renamed it as National Land Titles and Deeds Registration Administration (NLTDRA).
- **Executive Order No. 292** (July 25, 1987) renamed the LRC as the Land Registration Authority attached to the DOJ.
- **Executive Order No. 690** (December 28, 2007) transferred LRA from the Department of Justice (DOJ) to the Department of Environment and Natural Resources (DENR).
- **Executive Order No. 30** (March 14, 2011) transferred LRA from the DENR to DOJ.

### Mandate

The Land Registration Authority (LRA) protects and implements the Torrens System of land titling and registration. It is the central repository of all land records involving registered or titled lands. It issues decrees of registration pursuant to final judgement of the courts in land registration proceedings before the issuance by a Registrar of Deeds of the corresponding certificates of title. It is tasked to issue all subsequent or transfer certificates of title that may either be issued judicially or administratively and to register all deeds involving land transactions.

**LOGICAL FRAMEWORK (LRA)**



## PERFORMANCE MEASURES AND TARGETS

(Amounts in Thousand Pesos)

Particulars	FY 2010		FY 2011	FY 2012
	Target/Amount	Actual/Amount	Target/Amount	Target/Amount
<b>MFO 1</b>				
<b>Land Titling Serviced for Original Certificates of Title (OCT)</b>	<b>13,112</b>	<b>20,069</b>	<b>15,409</b>	<b>17,678</b>
No. of decisions and orders for issuance of decrees acted upon	616	678	675	700
<b>MFO 2</b>				
<b>Land Titling Services for Transfer Certificates of Title (TCT)</b>	<b>164,883</b>	<b>252,046</b>	<b>193,520</b>	<b>211,537</b>
Number of deeds/instruments/requests for the issuance of TCTs/OCTs acted upon	635,000	642,351	642,351	643,100
<b>MFO 3</b>				
<b>Deeds Registration Services</b>	<b>495,177</b>	<b>757,063</b>	<b>581,272</b>	<b>624,789</b>
Application for administrative reconstitution processed	2,200	2,289	2,250	2,300
No. of applicants for consolidation/subdivision plans approved	5,400	5,725	5,500	5,725
No. of request for consultas/resolutions/opinions acted upon	130	168	168	186
No. of deeds/instruments/requests for registration acted upon (without issuance of TCTs/OCTs)	2,690,000	2,690,819	2,690,819	2,691,000
<b>TOTAL</b>	<b>673,172</b>	<b>1,029,178</b>	<b>790,201</b>	<b>854,004</b>

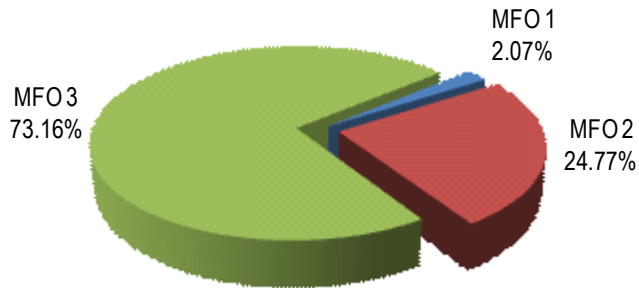


## FY 2012 MFO BUDGET

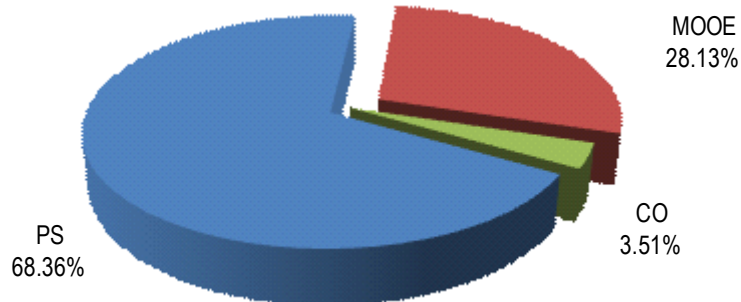
### By MFO/By Expense Class (In Thousand Pesos)

Particulars	PS	MOOE	CO	TOTAL	% SHARE
<b>MFO 1</b> Land Titling Serviced for Original Certificates of Title (OCT)	12,084	4,973	621	17,678	2.07%
<b>MFO 2</b> Land Titling Services for Transfer Certificates of Title (TCT)	144,601	59,505	7,431	211,537	24.77%
<b>MFO 3</b> Deeds Registration Services	427,089	175,752	21,948	624,789	73.16%
<b>Total</b>	<b>583,774</b>	<b>240,230</b>	<b>30,000</b>	<b>854,004</b>	
<b>%Share</b>	<b>68.36%</b>	<b>28.13%</b>	<b>3.51%</b>		<b>100%</b>

**By MFO**  
(Total Budget = P854,004,000 )



**By Expense Class**  
(Total Budget = P854,004,000 )





## National Bureau of Investigation

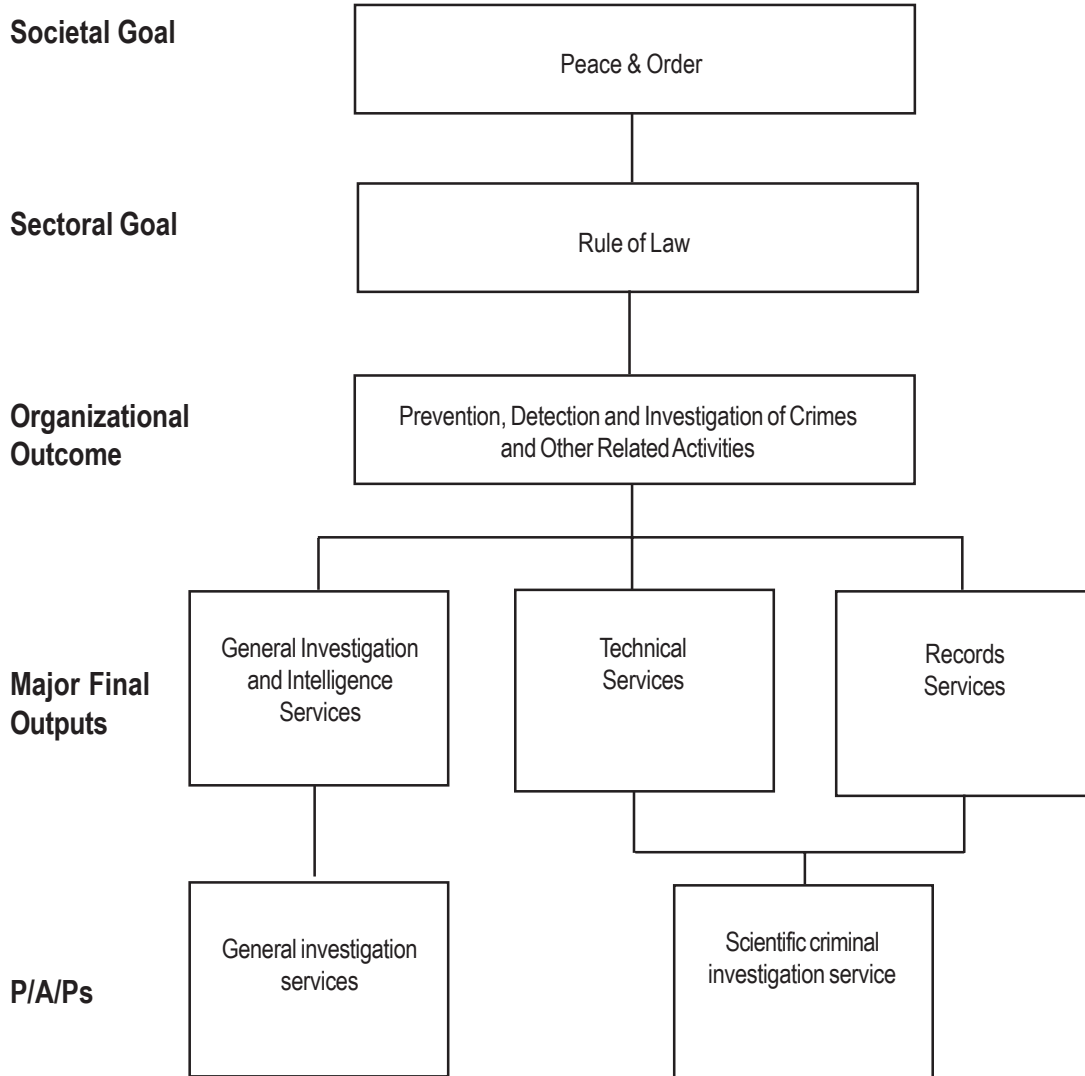
### Legal Basis

- **Commonwealth Act No. 181** (November 13, 1936) saw the inception of the National Bureau of Investigation, originally called Division of Investigation (patterned after the US Federal Bureau of Investigation).
- **Republic Act No. 157** (June 19, 1947) reorganized the Division of Investigation into the Bureau of Investigation under the Department of Justice (DOJ).
- **Executive Order No. 94** (October 4, 1949) renamed the Bureau of Investigation to National Bureau of Investigation which remained attached to DOJ.
- **Executive Order No. 292** (July 25, 1987), the Administrative Code of 1987, provided for the organization structure and operation of the DOJ and its attached agencies, including the NBI.

### Mandate

The National Bureau of Investigation (NBI) undertakes efficient detection and investigation of crimes and other offenses against the laws of the Philippines upon its own initiative and as public interest may require, renders technical assistance upon request in the investigation and detection of crimes and other offenses, coordinates with other national and local police agencies in the maintenance of peace and order, and establishes and maintains an up-to-date scientific crime laboratory. It acts as a national clearing house of criminal and other information for the use of all prosecuting and law enforcement entities of the Philippines: identification records of identifying marks, characteristics, and ownership or possession of all firearms as well as of test bullets fired therefrom.

## LOGICAL FRAMEWORK (NBI)



**PERFORMANCE MEASURES AND TARGETS**

(Amounts in Thousand Pesos)

Particulars	FY 2010		FY 2011	FY 2012
	Target/Amount	Actual/Amount	Target/Amount	Target/Amount
<b>MFO 1</b> <b>General Investigation and Intelligence Services (Investigation &amp; detection of crimes &amp; other related activities)</b>	<b>507,937</b>	<b>520,400</b>	<b>500,434</b>	<b>565,307</b>
No. of cases referred/received for investigation acted upon and/or completed	45,270	43,969	44,000	44,500
% of cases disposed within specified time	85%	83%	85%	100%
<b>MFO 2</b> <b>Technical Services (Scientific criminal investigation services)</b>	<b>160,330</b>	<b>178,719</b>	<b>148,607</b>	<b>147,275</b>
No. of cases referred/received for technical assistance acted upon and/or completed	18,694	18,003	18,200	18,350
% of requests for services completed within specified time	96%	96%	97%	97%
<b>MFO 3</b> <b>Records Services (Records identification and other activities)</b>	<b>278,364</b>	<b>212,619</b>	<b>177,398</b>	<b>176,284</b>
No. of requests received for clearance acted upon and issued	4,686,230	5,154,500	5,206,045	5,258,105
% of applications for clearance processed within specified time	100%	100%	100%	100%
No. of requests received for record check acted upon and processed	1,621,631	1,656,718	1,700,000	1,725,000
% of requests for record check processed within specified time	99%	100%	99%	100%
<b>TOTAL</b>	<b>946,631</b>	<b>911,738</b>	<b>826,439</b>	<b>888,866</b>

## FY 2012 MFO BUDGET

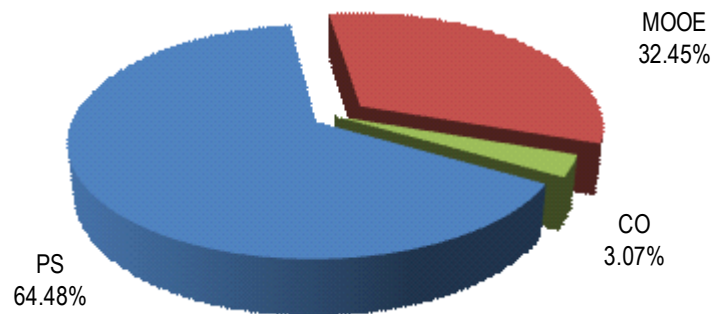
### By MFO/By Expense Class (In Thousand Pesos)

Particulars	PS	MOOE	CO	TOTAL	% SHARE
<b>MFO 1</b> General Investigation and Intelligence Services	410,537	127,496	27,274	565,307	63.60%
<b>MFO 2</b> Technical Services	73,605	73,670	-	147,275	16.57%
<b>MFO 3</b> Records Services	89,042	87,242	-	176,284	19.83%
<b>Total</b>	<b>573,184</b>	<b>288,408</b>	<b>27,274</b>	<b>888,866</b>	
<b>%Share</b>	<b>64.48%</b>	<b>32.45%</b>	<b>3.07%</b>		<b>100%</b>

**By MFO**  
(Total Budget = P888,866,000 )



**By Expense Class**  
(Total Budget = P888,866,000 )





## Office of the Government Corporate Counsel

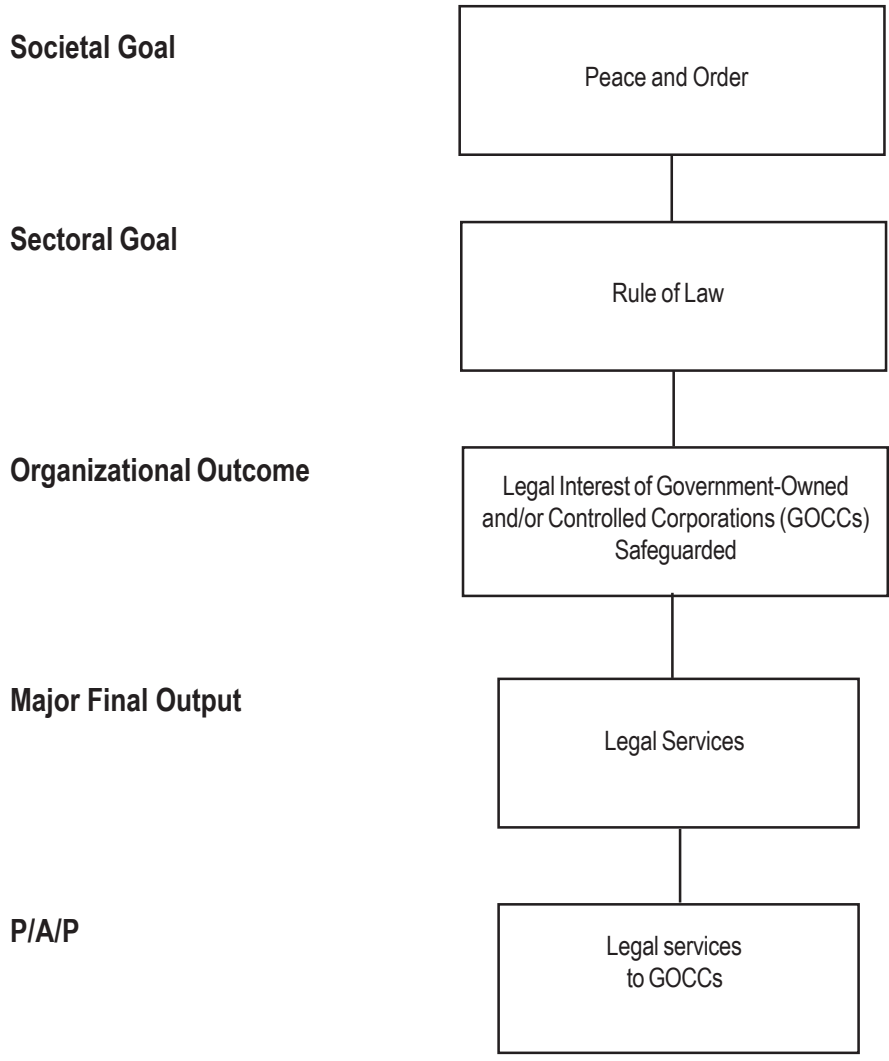
### Legal Basis

- **Memorandum Order** (December 1, 1935) founded the Corporate Counsel Division under the Department of Justice (DOJ) as the forerunner of the Office of the Government Corporate Counsel (OGCC).
- **Executive Order No. 94** (October 1947) converted the Corporate Counsel Division into the OGCC under the direct administration and supervision of the DOJ.
- **Executive Order No. 400** (January 5, 1951) directed the Solicitor General to act as the ex-officio Government Corporate Counsel, transferring thereby the OGCC to the Office of the Solicitor General (OSG).
- **Republic Act No. 2327** (June 19, 1959) declared the OGCC as separate and distinct from the OSG, and mandated the Government Corporate Counsel full control and supervision over all legal departments and/or divisions of government-owned and controlled corporations on legal matters.

### Mandate

The Office of the Government Corporate Counsel (OGCC) safeguards the legal interests of government-owned and/or controlled corporations, their subsidiaries, other corporate offsprings, and government-acquired asset corporations.

## LOGICAL FRAMEWORK (OGCC)



## PERFORMANCE MEASURES AND TARGETS

(Amounts in Thousand Pesos)

Particulars	FY 2010		FY 2011	FY 2012
	Target/Amount	Actual/Amount	Target/Amount	Target/Amount
<b>MFO 1</b>				
<b>Legal Services</b>	<b>62,995</b>	<b>80,455</b>	<b>69,064</b>	<b>83,177</b>
No. of cases handled	3,600	3,255	3,483	3,716
No. of contracts reviewed	500	438	450	485
No. of legal opinion issued	500	244	285	295
<b>TOTAL</b>	<b>62,995</b>	<b>80,455</b>	<b>69,064</b>	<b>83,177</b>

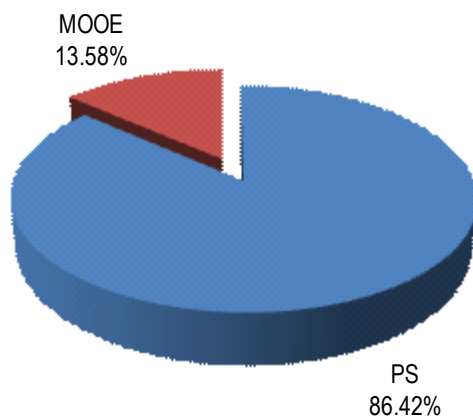
Note: The performance indicator has been revised from legal services rendered to total number of cases projected to be handled by the agency.

### FY 2012 MFO BUDGET

**By MFO/By Expense Class**  
(In Thousand Pesos)

Particulars	PS	MOOE	CO	TOTAL	% SHARE
<b>MFO 1</b>					
Legal Services	71,882	11,295	-	83,177	
<b>TOTAL</b>	<b>71,882</b>	<b>11,295</b>	<b>-</b>	<b>83,177</b>	
<b>%Share</b>	<b>86.42%</b>	<b>13.58%</b>	<b>-</b>		<b>100%</b>

**By Expense Class**  
(Total Budget = P83,177,000 )







## Office of the Solicitor General

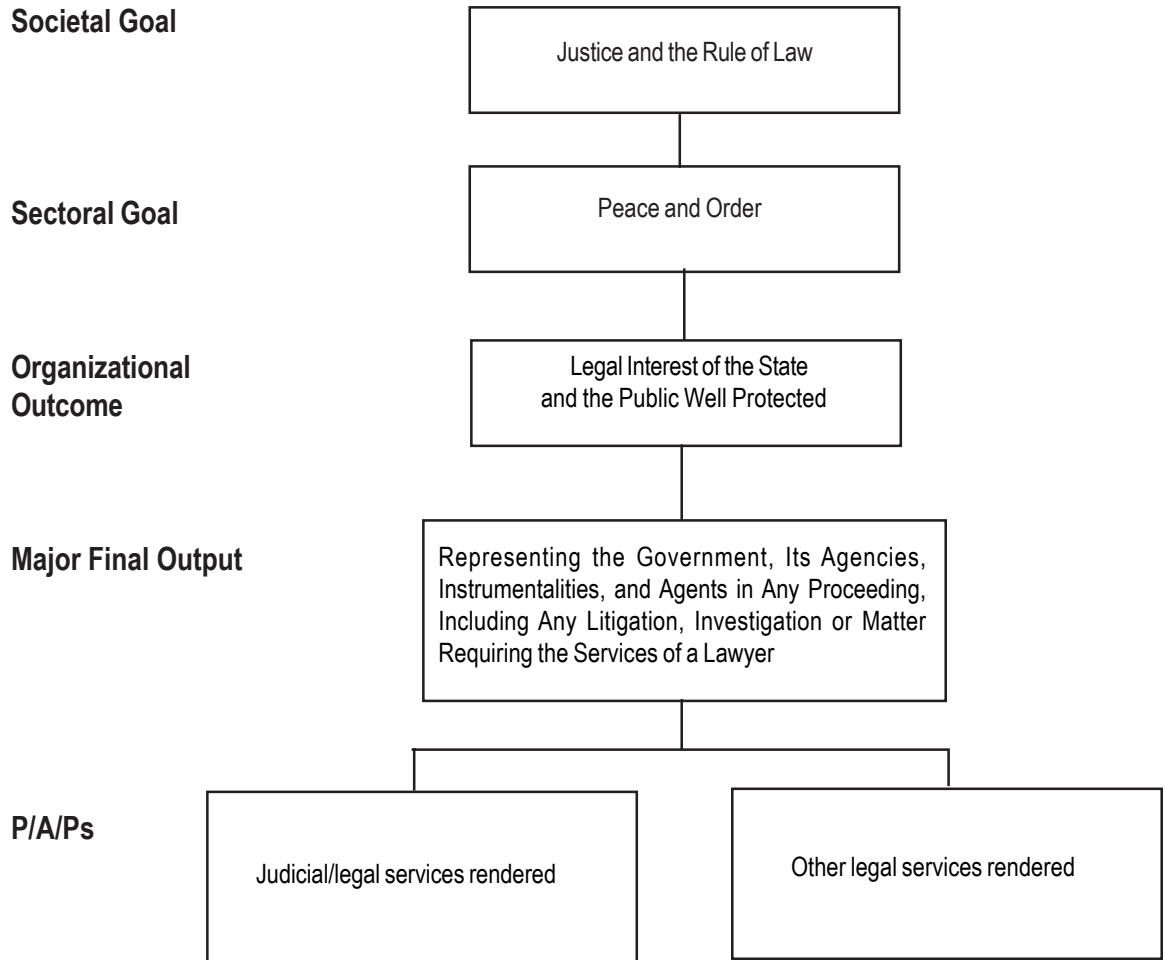
### Legal Basis

- **Act No. 136** (June 11, 1901) created the position of Solicitor General under the Bureau of Justice which the Attorney General heads.
- **Act No. 222** (September 16, 1901) established the Department of Finance and Justice, placing the Bureau of Justice under its supervision.
- **Act No. 4007** (s.1932) abolished the position of Attorney General and his functions taken over by the Secretary of Justice; named the Solicitor General as head of the Bureau of Justice.
- **Executive Order No. 94** (October 4, 1947) renamed the Bureau of Justice as the Office of the Solicitor General (OSG).
- **Republic Act No. 335** (s. 1948) confirmed the change from the Bureau of Justice to OSG.
- **Executive Order No. 292** (July 25, 1987), the Administrative Code of 1987, placed the OSG under the DOJ as one of the department's attached agencies.
- **Republic Act No. 9417** (March 30, 2007), strengthened the OSG by expanding and streamlining its bureaucracy, upgrading employee skills, and augmenting benefits.

### Mandate

The Office of the Solicitor General (OSG) is the legal representative of the Government of the Republic of the Philippines, its agencies and instrumentalities, and its officials and agents in any litigation, proceeding, investigation or matter requiring the services of a lawyer. It also represents the Republic in any action which affects the welfare of the people. It assists the Government in the enforcement of the rule of law, maintenance of peace and order, and the promotion of the administration of justice.

**LOGICAL FRAMEWORK (OSG)**



## PERFORMANCE MEASURES AND TARGETS

(Amounts in Thousand Pesos)

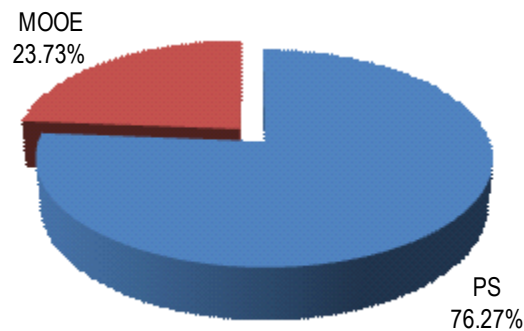
Particulars	FY 2010		FY 2011	FY 2012
	Target/Amount	Actual/Amount	Target/Amount	Target/Amount
<b>MFO 1</b>				
Representing the government, its agencies, instrumentalities, and agents in any proceeding, including any litigation, investigation or matter requiring the services of a lawyer	<b>383,008</b>	<b>509,073</b>	<b>425,857</b>	<b>481,363</b>
No. of legal services rendered (judicial)	37,999	19,738	21,712	21,761
No. of other legal services rendered	48,758	56,943	59,317	59,465
<b>TOTAL</b>	<b>383,008</b>	<b>509,073</b>	<b>425,857</b>	<b>481,363</b>

### FY 2012 MFO BUDGET

**By MFO/By Expense Class**  
(In Thousand Pesos)

Particulars	PS	MOOE	CO	TOTAL	% SHARE
<b>MFO 1</b>					
Representing the government, its agencies, instrumentalities, and agents in any proceeding, including any litigation, investigation or matter requiring the services of a lawyer	367,112	114,251	-	481,363	
<b>Total</b>	<b>367,112</b>	<b>114,251</b>	<b>-</b>	<b>481,363</b>	
<b>%Share</b>	<b>76.27%</b>	<b>23.73%</b>	<b>-</b>		<b>100%</b>

**By Expense Class**  
(Total Budget = P481,363,000 )





## Parole and Probation Administration

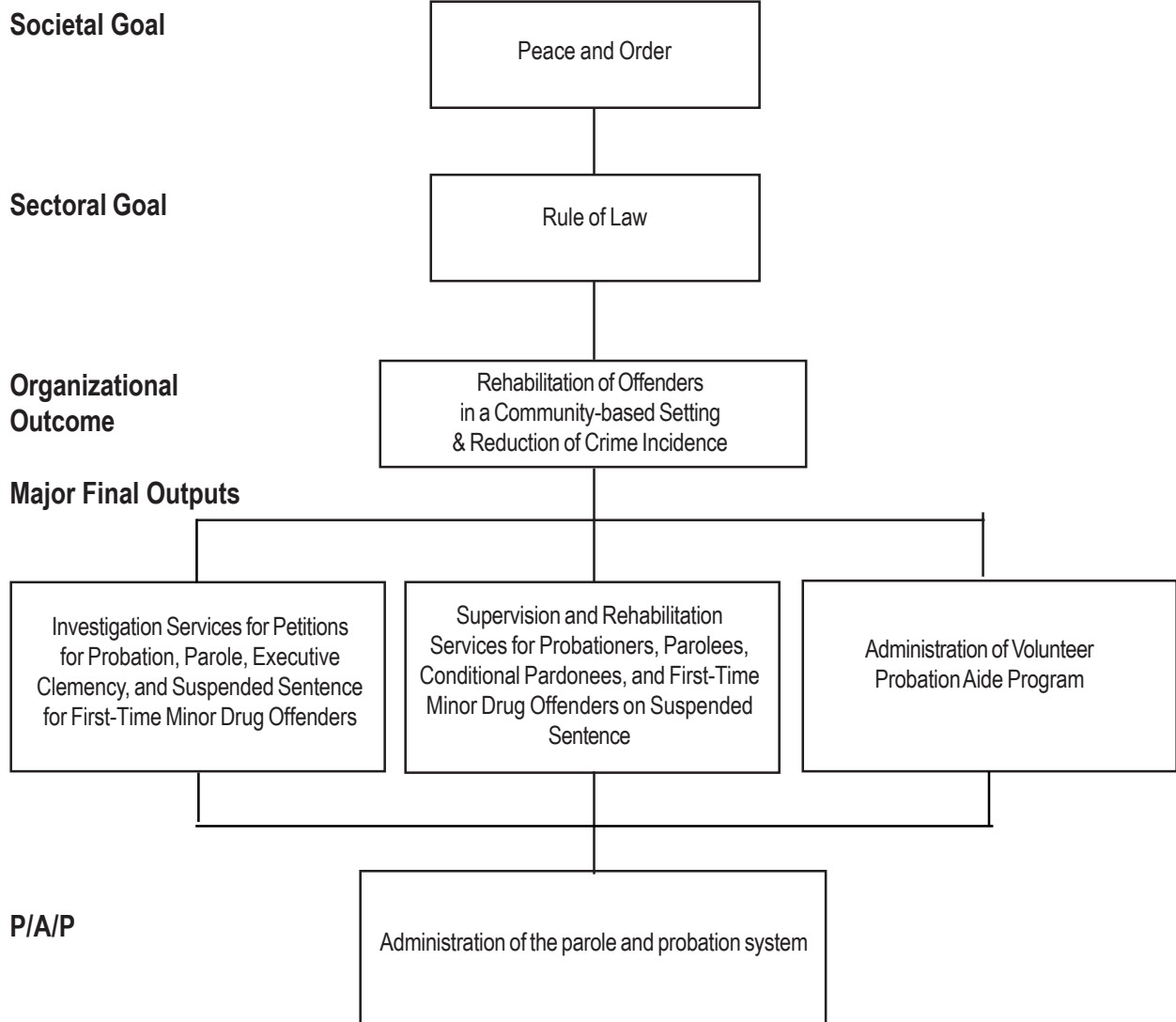
### Legal Basis

- **Presidential Decree No. 968** (July 24, 1976), “the Probation Law of 1976”, created the Probation Administration to administer the probation system.
- **Executive Order No. 292** (July 25, 1987), the “Administrative Code of 1987”, renamed the Probation Administration to Parole and Probation Administration (PPA).
- **Republic Act No. 9165** (June 7, 2002), or The Comprehensive Dangerous Drugs Act of 2002, put the investigation and supervision of First Time Minor Drug Offenders under suspended sentence (FTMDO) as an added function of the PPA.
- **Executive Order No. 468** (October 11, 2005) revitalized the Volunteer Probation Aide (VPA) program, placing the PPA in the forefront in relation to crime prevention, treatment of offenders in a community-based setting, and in the overall administration of criminal justice.

### Mandate

The Parole and Probation Administration (PPA) is mandated to conserve and/or redeem convicted offenders and prisoners who are under the probation or parole system.

## LOGICAL FRAMEWORK (PPA)



**PERFORMANCE MEASURES AND TARGETS**

(Amounts in Thousand Pesos)

Particulars	FY 2010		FY 2011	FY 2012
	Target/Amount	Actual/Amount	Target/Amount	Target/Amount
<b>MFO 1</b> <b>Investigation Services for Petitions for Probation, Parole, Executive Clemency, and Suspended Sentence for First-Time Minor Drug Offenders</b>	<b>123,669</b>	<b>148,731</b>	<b>136,940</b>	<b>145,599</b>
No. of petitions handled for:				
Probation	9,363	7,034	9,634	8,764
Pre-parole/Executive Clemency	1,301	1,207	1,218	1,188
Suspended Sentence of First-Time Minor Drug Offenders (FTMDO)	10	211	12	78
Disposition Rate	90.00%	91.13%	91.00%	90.00%
Percentage of courts/BPP decisions which sustained the recommendations of field office	90.00%	99.22%	91.00%	90.00%
<b>MFO 2</b> <b>Supervision and Rehabilitation Services for Probationers, Parolees, Conditional Pardonees, and First-time Minor Drug Offenders (FTMDO) on Suspended Sentence or Community Service</b>	<b>206,116</b>	<b>247,885</b>	<b>228,235</b>	<b>242,666</b>
Number of probationers, parolees, conditional pardonees and FTMDOs and community services supervised	47,959	43,960	48,878	48,361
Number of clients assisted in income generation thru involvement in skills and vocational training and other livelihood activities	23,721	17,584	24,077	21,433
Number of probationers, parolees, pardonees, and FTMDOs involved in community services	43,620	37,366	43,909	40,080
Percentage of courts/BPP decisions which sustained the recommendations of field office	90.00%	100.00%	91.10%	91.50%
<b>MFO 3</b> <b>Administration of Volunteer Probation Aide (VPA) Program</b>	<b>82,446</b>	<b>99,154</b>	<b>91,293</b>	<b>97,066</b>
Number of VPAs recruited and appointed				
Total cumulative no. of VPAs recruited	10,000	12,369	13,509	14,623
Percentage appointed/reappointed	90.00%	97.00%	90.00%	95.00%
Percentage trained	65.00%	55.86%	65.00%	65.00%
Total number of VPA associations	175	203	208	213

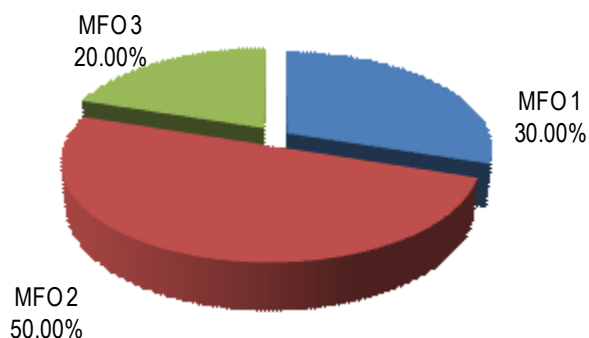
Particulars	FY 2010		FY 2011	FY 2012
	Target/Amount	Actual/Amount	Target/Amount	Target/Amount
Number of VPAs deployed				
No. of VPAs supervising clients	4,000	4,512	5,133	5,703
Percentage of VPAs supervising clients	40.00%	36.48%	38.00%	39.00%
No. of clients supervised by VPAs	8,000	12,888	10,266	11,406
No. of linkages tapped	3,938	2,460	4,135	5,376
No. of community services of clients initiated/rendered by VPAs	469	738	492	640
Crime Prevention Programs/Activities Handled by VPAs				
No. of activities participated/initiated by VPAs in support of national program thrust	182	91	191	248
No. of VPAs involved in mediation, conciliation and circle of support	196	145	205	267
Criminal Justice Administration engaged by VPAs				
Percentage of VPA membership in Criminal Justice System organizations	4.00%	3.64%	5.00%	5.50%
No. of VPAs involved in coordination with other Criminal Justice Pillar	117	111	129	168
<b>TOTAL</b>	<b>412,231</b>	<b>495,770</b>	<b>456,468</b>	<b>485,331</b>

## FY 2012 MFO BUDGET

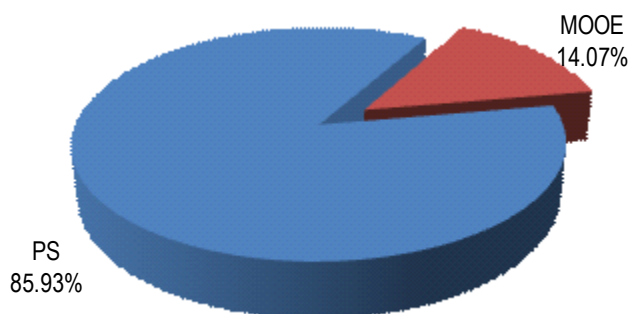
### By MFO/By Expense Class (In Thousand Pesos)

Particulars	PS	MOOE	CO	TOTAL	% SHARE
<b>MFO 1</b> Investigation Services for Petitions for Probation, Parole, Executive Clemency, and Suspended Sentence for First-Time Minor Drug Offenders	125,117	20,482	-	145,599	30.00%
<b>MFO 2</b> Supervision and Rehabilitation Services for Probationers, Parolees, Conditional Pardonees, and First-time Minor Drug Offenders (FTMDO) on Suspended Sentence or Community Service	208,530	34,136	-	242,666	50.00%
<b>MFO 3</b> Administration of Volunteer Probation Aide (VPA) Program	83,412	13,654	-	97,066	20.00%
<b>Total</b>	<b>417,059</b>	<b>68,272</b>	<b>-</b>	<b>485,331</b>	
<b>%Share</b>	<b>85.93%</b>	<b>14.07%</b>	<b>0.00%</b>		<b>100%</b>

**By MFO**  
(Total Budget = P485,331,000 )



**By Expense Class**  
(Total Budget = P485,331,000 )







## Presidential Commission on Good Government

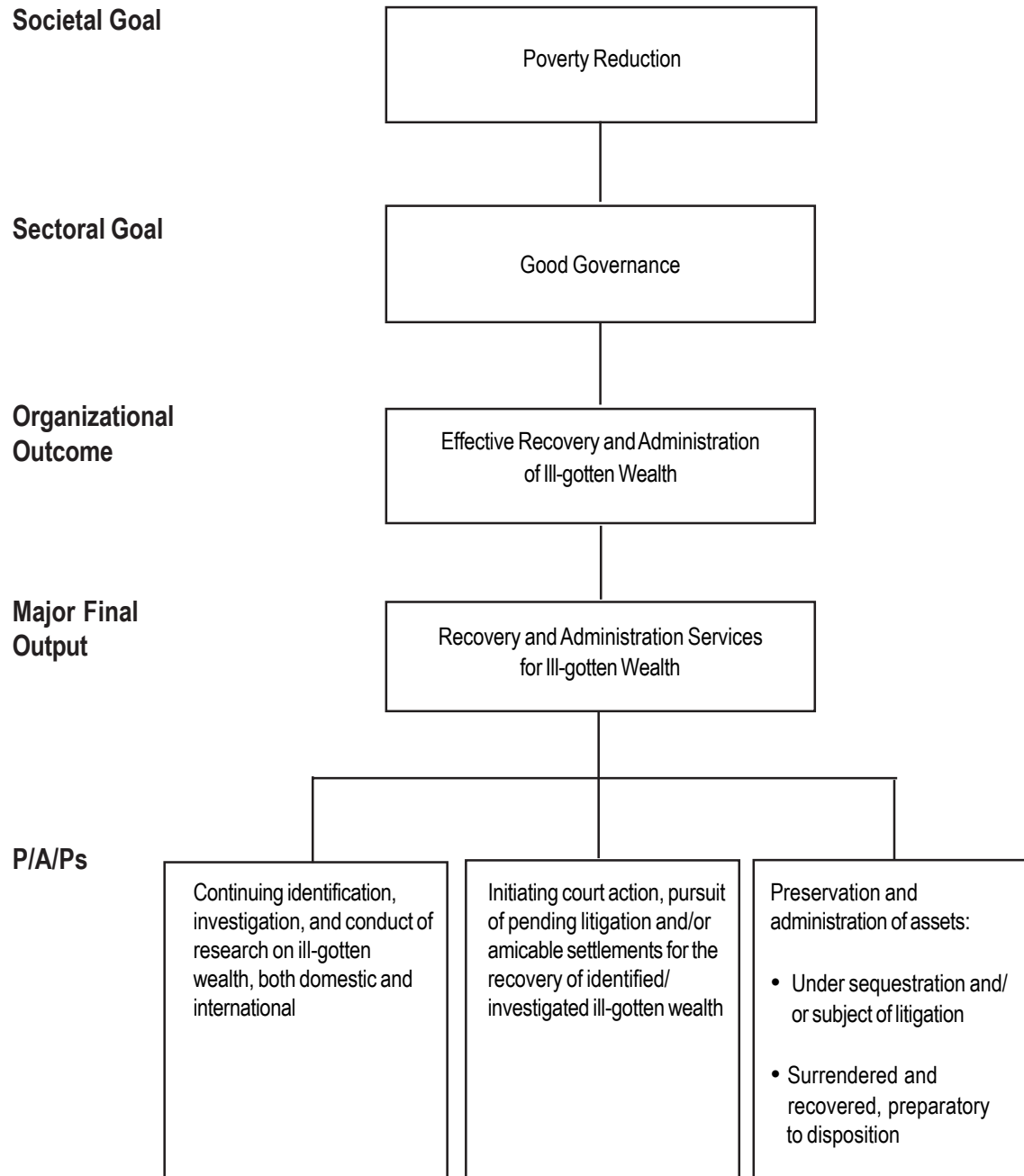
### Legal Basis

- **Executive Order No. 1** (February 28, 1986), as amended by EO 13, created the Presidential Commission on Good Government (PCGG) under the Office of the President (OP).
- **Executive Order No. 14** (May 7, 1986), as amended by EO 14-A, defined jurisdiction over cases involving the ill-gotten wealth of the Marcoses, close relatives and associates.
- **Executive Order No. 286** (July 25, 1987) created the Sequestered Assets Disposition Authority (SADA) under OP to oversee the disposition of assets and properties recovered by the government, including those voluntarily surrendered to the PCGG.
- **Executive Order No. 149** (December 28, 1993) transferred the SADA from the Office of the President to the PCGG.
- **Executive Order No. 643** (July 27, 2007) placed the PCGG under the administrative supervision of the Department of Justice (DOJ).

### Mandate

The Presidential Commission on Good Government (PCGG) is responsible for the recovery of ill-gotten wealth accumulated by former President Ferdinand E. Marcos, his immediate family, relatives, subordinates and close associates, whether located in the Philippines or abroad, including the takeover or sequestration of all business enterprises and entities owned or controlled by them, during his administration, directly or through nominees, by taking undue advantage of their public office and/or using their powers, authority, influence, connection or relationship.

**LOGICAL FRAMEWORK (PCGG)**



## PERFORMANCE MEASURES AND TARGETS

(Amounts in Thousand Pesos)

Particulars	FY 2010		FY 2011	FY 2012
	Target/Amount	Actual/Amount	Target/Amount	Target/Amount
<b>MFO 1</b>				
<b>Recovery and administration services for ill-gotten wealth</b>	<b>89,329</b>	<b>141,194</b>	<b>93,101</b>	<b>96,477</b>
No. of ill-gotten assets identified/ investigated and monitored	0	0	500	0
Amount of recovery higher or at par with the cost of recovery	750,233	548,706	242,391	514,919
Recovery and disposition done within a reasonable timetable	Within or earlier than the prescribed period	Within or earlier than the prescribed period	Within or earlier than the prescribed period	Within or earlier than the prescribed period
<b>TOTAL</b>	<b>89,329</b>	<b>141,194</b>	<b>93,101</b>	<b>96,477</b>

Note: FY 2010 includes actual obligation under Fund 151 and Continuing Appropriations

### FY 2012 MFO BUDGET

**By MFO/By Expense Class**  
(In Thousand Pesos)

Particulars	PS	MOOE	CO	TOTAL	% SHARE
<b>MFO 1</b>					
Recovery and administration services for ill-gotten wealth	50,895	45,582	-	96,477	
<b>Total</b>	<b>50,895</b>	<b>45,582</b>	<b>-</b>	<b>96,477</b>	
<b>%Share</b>	<b>52.75%</b>	<b>47.25%</b>	<b>-</b>		<b>100%</b>

**By Expense Class**  
(Total Budget = P96,477,000 )





## Public Attorney's Office

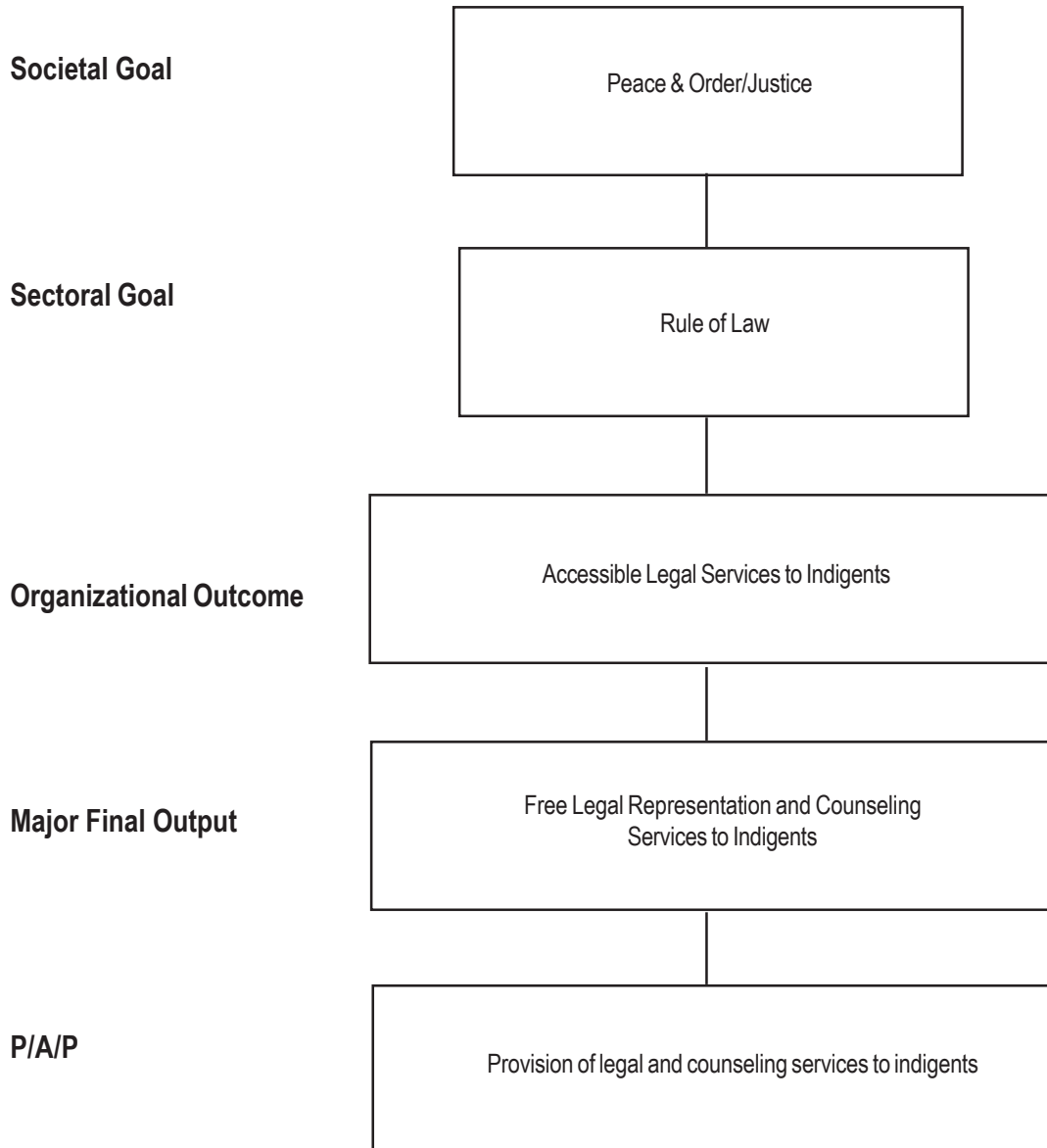
### Legal Basis

- **Republic Act No. 1199** (August 30, 1954) created the Agricultural Tenancy Commission, later renamed Tenancy Mediation Commission (TMC), to provide legal assistance to agricultural tenants.
- **Republic Act No. 3844** (August 8, 1963), the Agricultural Land Reform Code, reconstituted and renamed the TMC to Office of the Agrarian Counsel (OTAC).
- **Presidential Decree No. 1** (September 24, 1972), or the Integrated Reorganization Plan, made possible the shift from strictly agrarian concerns to legal aid with the creation of the Citizen's Legal Assistance Office (CLAO) to represent, free of charge, indigent persons in legal cases.
- **Letter of Implementation No. 4** (October 23, 1972) implemented the provisions of PD 1 on the creation of CLAO, expanding its functions to include civil, administrative, criminal, and labor cases as well.
- **Executive Order No. 292** (July 25, 1987), the Administrative Code of 1987, renamed CLAO to Public Attorney's Office (PAO), an attached agency of the Department of Justice.
- **Republic Act No. 9406** (March 23, 2007), reorganized and strengthened the PAO and amended pertinent provisions of Executive Order No. 292, Administrative Code of 1987.

### Mandate

The Public Attorney's Office (PAO) provides free legal representation, assistance and counselling to indigent persons in all criminal, civil, labor, administrative and other quasi-judicial cases in the interest of justice.

**LOGICAL FRAMEWORK (PAO)**



## PERFORMANCE MEASURES AND TARGETS

(Amounts in Thousand Pesos)

Particulars	FY 2010		FY 2011	FY 2012
	Target/Amount	Actual/Amount	Target/Amount	Target/Amount
<b>MFO 1</b>				
<b>Free legal representation and counselling services to indigents</b>	<b>880,076</b>	<b>1,346,370</b>	<b>1,270,681</b>	<b>1,457,100</b>
No. of cases handled (Judicial)	452,307	464,399	470,580	472,932
No. of cases handled (Quasi-Judicial)	75,351	79,383	78,395	78,787
No. of clients served (Instant Services)	3,563,229	4,169,970	4,681,943	4,705,352
No. of cases handled (Women Clients)	72,208	74,154	75,125	75,500
No. of cases handled (Children in Conflict with Law)	15,381	14,588	16,002	16,082
<b>TOTAL</b>	<b>880,076</b>	<b>1,346,370</b>	<b>1,270,681</b>	<b>1,457,100</b>

### FY 2012 MFO BUDGET

**By MFO/By Expense Class**  
(In Thousand Pesos)

Particulars	PS	MOOE	CO	TOTAL	% SHARE
<b>MFO 1</b>					
Free legal representation and counselling services to indigents	1,369,565	87,535	-	1,457,100	
<b>Total</b>	<b>1,369,565</b>	<b>87,535</b>	<b>-</b>	<b>1,457,100</b>	
<b>%Share</b>	<b>93.99%</b>	<b>6.01%</b>	<b>-</b>		<b>100%</b>

**By Expense Class**  
(Total Budget = P1,457,100,000 )

