



DEPARTMENT OF THE INTERIOR AND LOCAL GOVERNMENT

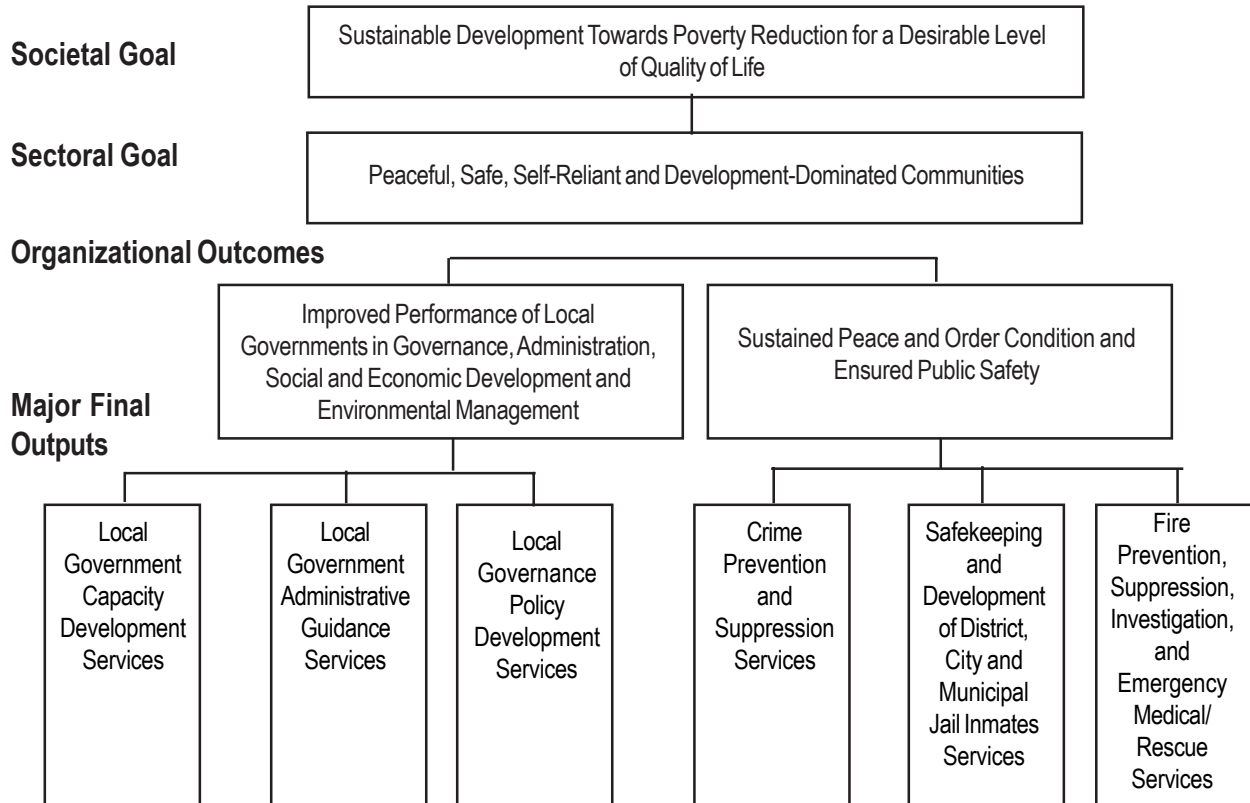
Legal Basis

- **Acta de Tejeros** (March 22, 1897) provided the roots of the present DILG with the establishment of the Department of Interior during the Revolutionary Government of 1897.
- **Presidential Decree No. 1** (September 24, 1972) created the Department of Local Government and Community Development (DLGCD).
- **Executive Order No. 777** (February 28, 1982) reorganized and renamed the DLGCD as Ministry of Local Government, later Department of Local Government (DLG) with the change to presidential form of government.
- **Executive Order No. 262** (July 25, 1987), Reorganization Act of the Department of Local Government, reorganized the DLG to enhance its capability in assisting the President in the exercise of general supervision over local governments, in promoting local autonomy, in encouraging community empowerment, and in maintaining public order and safety services.
- **Republic Act No. 6975** (December 13, 1990), Department of the Interior and Local Government Act of 1990, reorganized the DLG into the Department of the Interior and Local Government.

Mandate

The Department of the Interior and Local Government (DILG) promotes peace and order, ensures public safety, and strengthens the capability of local government units to effectively deliver basic services to the citizenry.

Logical Framework (DILG)



P/A/Ps

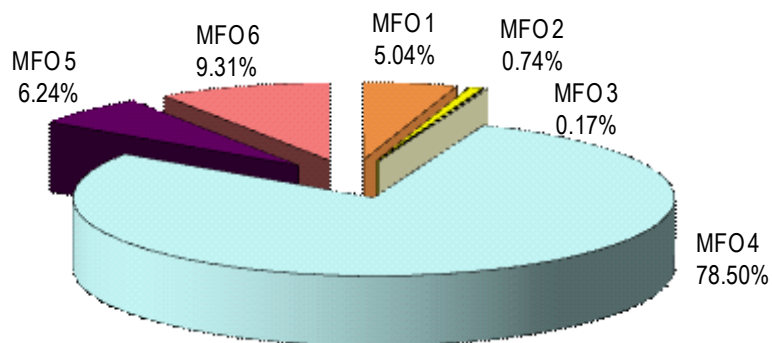
Local governance performance management program	Policy formulation on capability development of local government officials and department personnel	Local government supervision program	Policy analysis and development	PNP operations	Formulation of plans and programs	Security management of inmates	Fire safety inspection of buildings and establishments
Local government awards program		Legal assistance program		PNP intelligence	Conduct of research/surveys for the improvement of NAPOLCOM's administration and management as well as the police system and structure	Jail decongestion	Fire safety awareness campaign and organization of fire brigade
Local government administrative systems and development program	Capability building program for local government officials and department personnel	Local government administrative guidance program		Police community relations	Supervision and control over the PNP	Improvement and maintenance of jail facilities and equipment	Suppression of destructive fire
Local government project development and finance accessing				Police investigation	Adjudication services	Provision for basic needs	Investigation of causes and origin of destructive fire
Communication program towards good local governance				PNP logistics	Legal and other services	Behavior development	Provision of emergency medical and rescue services
Local government capacity building program				PNP material/research development	Development and management of the crime and prevention program	Implementation of adopt-a-jail program	Education and training program
				Education and training program	Provision of secretariat services to the peace and order councils	Education and training program	Research and development
				Research and development	Investigation, adjudication, and payment of claims for sickness, permanent disability, and death benefits, including pension of PNP members	Research and development	

FY 2012 MFO BUDGET

By MFO/By Expense Class (In Thousand Pesos)

Particulars	PS	MOOE	CO	TOTAL	% SHARE
MFO 1 Local Government Capacity Development Services	1,224,309	2,127,058	1,500,000	4,851,367	5.04%
MFO 2 Local Government Administrative Guidance Services	527,094	183,359	-	710,453	0.74%
MFO 3 Local Governance Policy Development Services	121,666	46,376	-	168,042	0.17%
MFO 4 Crime Prevention and Suppression Services	67,008,838	6,389,963	2,107,067	75,505,868	78.50%
MFO 5 Safekeeping and Development of District City and Municipal Jail Inmates Services	3,892,872	2,017,645	88,035	5,998,552	6.24%
MFO 6 Fire Prevention, Suppression, Investigation and Emergency Medical/ Rescue Services	6,933,356	1,160,124	858,397	8,951,877	9.31%
Total	79,708,135	11,924,525	4,553,499	96,186,159	100%
% Share	82.87%	12.40%	4.73%	100%	

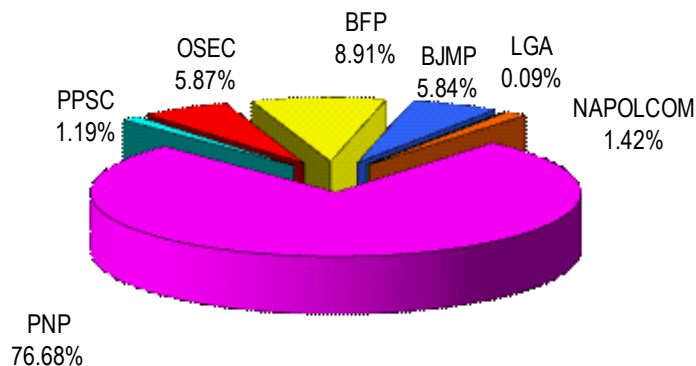
By MFO (Total Budget = P96,186,159,000)



By Agency/By MFO
(In Thousand Pesos)

Particulars	MFO 1	MFO 2	MFO 3	MFO 4	MFO 5	MFO 6	TOTAL	% Share
	Local Gov't Capacity Devt Services	Local Gov't Admin Guidance Services	Local Governance Policy Dev't Services	Crime Prevention and Suppression Services	Safekeeping and Dev't of District, City and Municipal Jail Inmates Services	Fire Prevention, Suppression, Investigation and Emergency Medical/ Rescue Services		
Department of the Interior and Local Government								
Office of the Secretary	4,764,717	710,453	168,042	-	-	-	5,643,212	5.87%
Bureau of Fire Protection	-	-	-	-	-	8,570,678	8,570,678	8.91%
Bureau of Jail Management and Penology	-	-	-	-	5,617,353	-	5,617,353	5.84%
Local Government Academy	86,650	-	-	-	-	-	86,650	0.09%
National Police Commission	-	-	-	1,366,801	-	-	1,366,801	1.42%
Philippine National Police	-	-	-	73,757,868	-	-	73,757,868	76.68%
Philippine Public Safety College	-	-	-	381,199	381,199	381,199	1,143,597	1.19%
TOTAL	4,851,367	710,453	168,042	75,505,868	5,998,552	8,951,877	96,186,159	100%
% Share	5.04%	0.74%	0.17%	78.50%	6.24%	9.31%	100%	

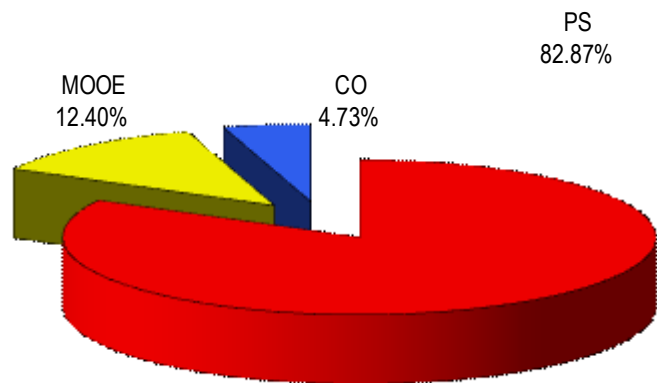
By Agency
(Total Budget = P96,186,159,000)



By Agency/By Expense Class
(In Thousand Pesos)

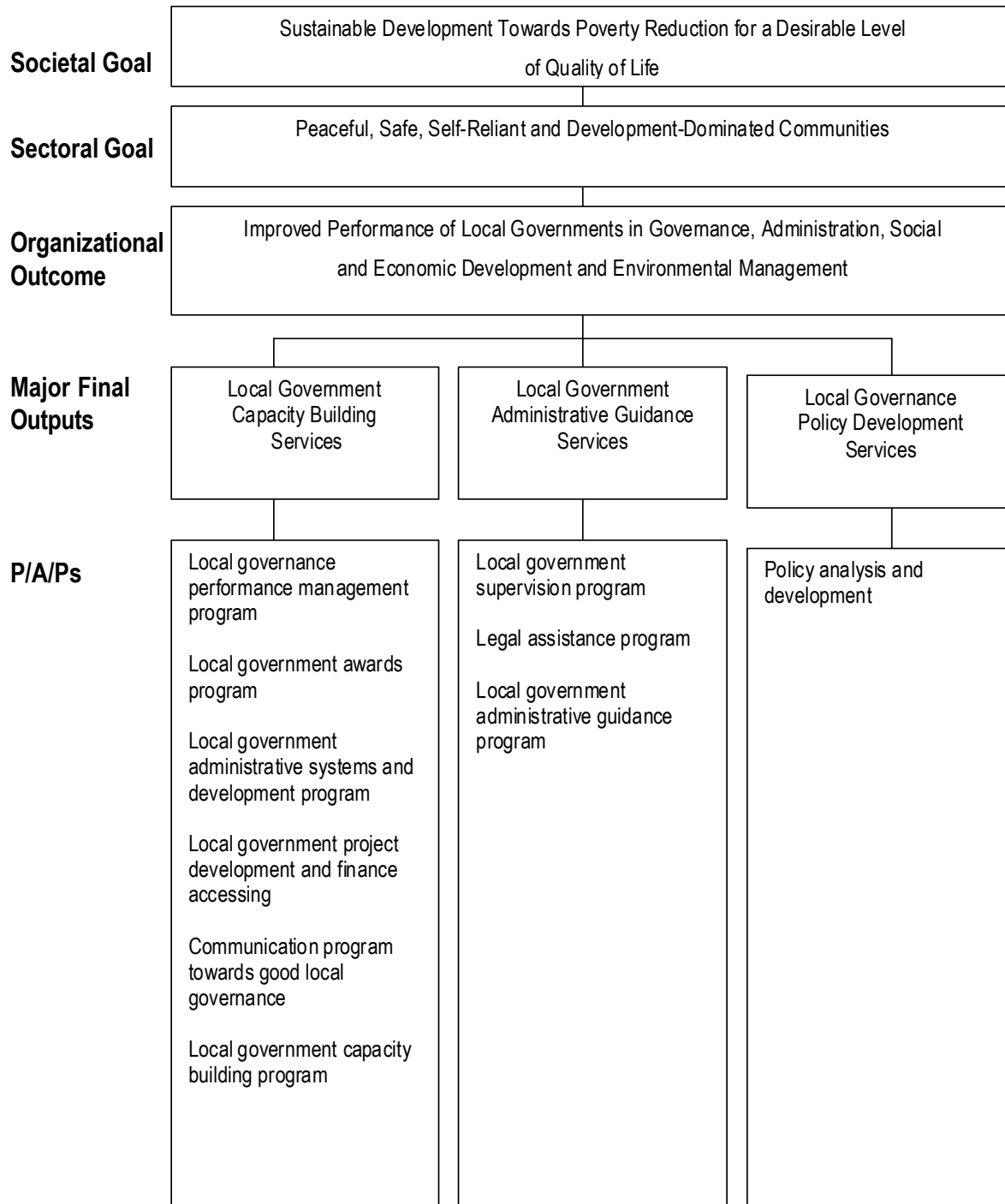
Particulars	PS	MOOE	CO	TOTAL	% Share
DILG-Office of the Secretary	1,855,367	2,287,845	1,500,000	5,643,212	5.87%
Bureau of Fire Protection	6,727,019	992,329	851,330	8,570,678	8.91%
Bureau of Jail Management and Penology	3,686,535	1,849,850	80,968	5,617,353	5.84%
Local Government Academy	17,702	68,948		86,650	0.09%
National Police Commission	1,241,673	125,128		1,366,801	1.42%
Philippine National Police	65,560,828	6,097,040	2,100,000	73,757,868	76.68%
Philippine Public Safety College	619,011	503,386	21,200	1,143,597	1.19%
TOTAL	79,708,135	11,924,526	4,553,498	96,186,159	100%
% Share	82.87%	12.40%	4.73%	100%	

By Expense Class
(Total Budget = P96,186,159,000)



DILG-Office of the Secretary

LOGICAL FRAMEWORK (DILG-OSEC)



PERFORMANCE MEASURES AND TARGETS

(Amounts in Thousand Pesos)

Particulars	FY 2010		FY 2011	FY 2012
	Target/Amount	Actual/Amount	Target/Amount	Target/Amount
MFO 1				
Local Government Capacity Services	2,021,485	1,987,332	2,035,974	4,764,717
% of Local Governments provided with technical assistance	100% Provs. - 75 Cities - 136 Muns. - 1,380 (excl ARMM)	Provs. - 75 Cities - 121 Muns. - 1,395	Provs. - 75 Cities - 121 Muns. - 1,395	Provs. - 75 Cities - 121 Muns. - 1,395
No. of Local Governments with Annual State of Local Governance Report	100% Provs. - 75 Cities - 136 Muns. - 1,380 (excl ARMM)	Provs. - 78 Cities - 117 Muns. - 1,468	Provs. - 78 Cities - 121 Muns. - 1,395	Provs. - 75 Cities - 121 Muns. - 1,395
Number of LGUs assessed on Seal of Good Housekeeping		75 4th - 6th class muns.	344 4th - 6th class muns.	516 4th - 6th class muns.
Number of LGUs awarded with PCF		30 4th - 6th class muns.	344 4th - 6th class muns.	516 4th - 6th class muns.
Number of LGUs that are able to implement/operate DRRM/CCA resilient project			10	10
Number of LGUs with Early Warning System			15	15
Number of target LGUs (PAMANA - Pillar 3 Project)				Provs. - 28 Muns. - 185 Brgys. - 1,921
Number of target waterless municipalities (Provision of Potable Water Supply)				150
MFO 2				
Local Government Administrative Guidance Services	736,142	723,635	644,444	710,453
Policy requirements compliance rate of Local Governments - Anti-Red Tape Law	at least 80% of target LGUs with 100% compliance rate to policy requirements Provs. - 75 Cities - 136 Muns. - 1,380 (excl ARMM)	76.34% Provs. - 73 Cities - 121 Muns. - 1,374	100% Provs. - 80 Cities - 122 Muns. - 1,512	100% Provs. - 80 Cities - 122 Muns. - 1,512

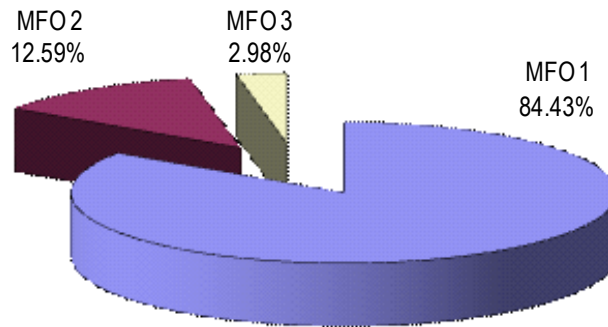
Particulars	FY 2010		FY 2011	FY 2012
	Target/Amount	Actual/Amount	Target/Amount	Target/Amount
- Synchronized Barangay Assembly (Proclamation No. 432)	at least 80% of 39,535 brgys with 100% compliance rate	25,805 brgys	39,535 brgys	39,535 brgys
MFO 3 Local Governance Policy Development	89,758	88,316	54,273	168,042
Performance Indicators: % of priority policy agenda with proposals submitted within the prescribed period for presidential or legislative approval	100%	100% completed	100% completed	100% completed
TOTAL	2,847,385	2,799,283	2,734,691	5,643,212

FY 2012 MFO BUDGET

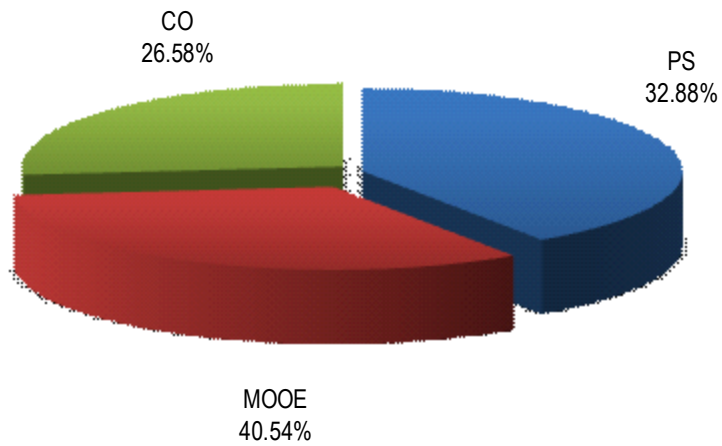
By MFO/By Expense Class (In Thousand Pesos)

Particulars	PS	MOOE	CO	TOTAL	% SHARE
MFO 1 Local Government Capacity Development Services	1,206,607	2,058,110	1,500,000	4,764,717	84.43%
MFO 2 Local Government Administrative Guidance Services	527,094	183,359	-	710,453	12.59%
MFO 3 Local Governance Policy Development Services	121,666	46,376	-	168,042	2.98%
Total	1,855,367	2,287,845	1,500,000	5,643,212	100%
% Share	32.88%	40.54%	26.58%	100%	

By MFO
(Total Budget = P5,643,212,000)



By Expense Class
(Total Budget = P5,643,212,000)





Bureau of Fire Protection

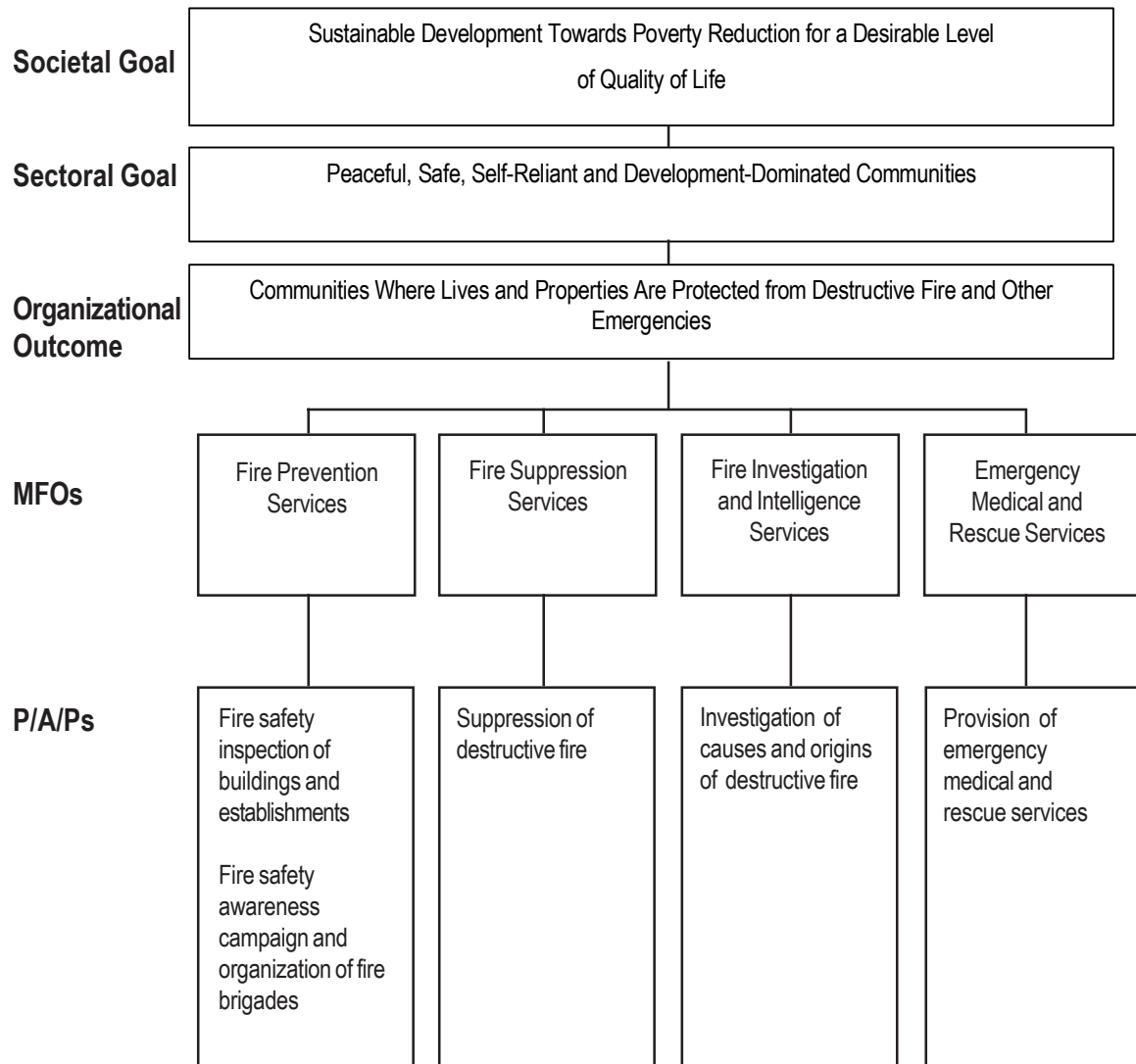
Legal Basis

Republic Act No. 6975 (December 13, 1990) established the Bureau of Fire Protection under a reorganized Department of the Interior and Local Government.

Mandate

The Bureau of Fire Protection (BFP) is responsible for the prevention and suppression of all destructive fires in buildings, houses and other structures, forests, land transportation vehicles and equipment, ships or vessels docked at piers or wharves or anchored in major seaports, petroleum industry installations, plane crashes and other similar incidents. The BFP enforces the Fire Code and other related laws and investigates all causes of fires and, if necessary, files the proper complaints with the city or provincial prosecutor who has jurisdiction over the case.

LOGICAL FRAMEWORK (BFP)



PERFORMANCE MEASURES AND TARGETS


Particulars	FY 2010		FY 2011	FY 2012
	Target/Amount	Actual/Amount	Target/Amount	Target/Amount
MFO 1 Fire Prevention Services	930,257	838,330	1,604,035	1,765,711
MFO 2 Fire Suppression Services	7,614,050	6,969,334	6,585,241	6,769,794
MFO 3 Fire Investigation and Intelligence Services	15,440	11,948	16,193	17,513
MFO 4 Emergency Medical and Rescue Services	15,893	14,279	16,340	17,660
TOTAL	8,575,640	7,833,891	8,221,809	8,570,678

FY 2012 MFO BUDGET

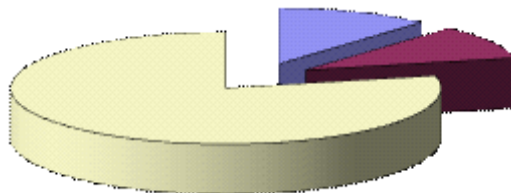
By MFO/By Expense Class

Particulars	PS	MOOE	CO	TOTAL	% SHARE
MFO 1					
MFO 2					
MFO 3					
MFO 4					
Total	6,727,019	992,329	851,330	8,570,678	100%
% Share	78.49%	11.58%	9.93%	100.00%	

By MFO
(Total Budget = P8,570,678,000)



By Expense Class
(Total Budget = P8,570,678,000)





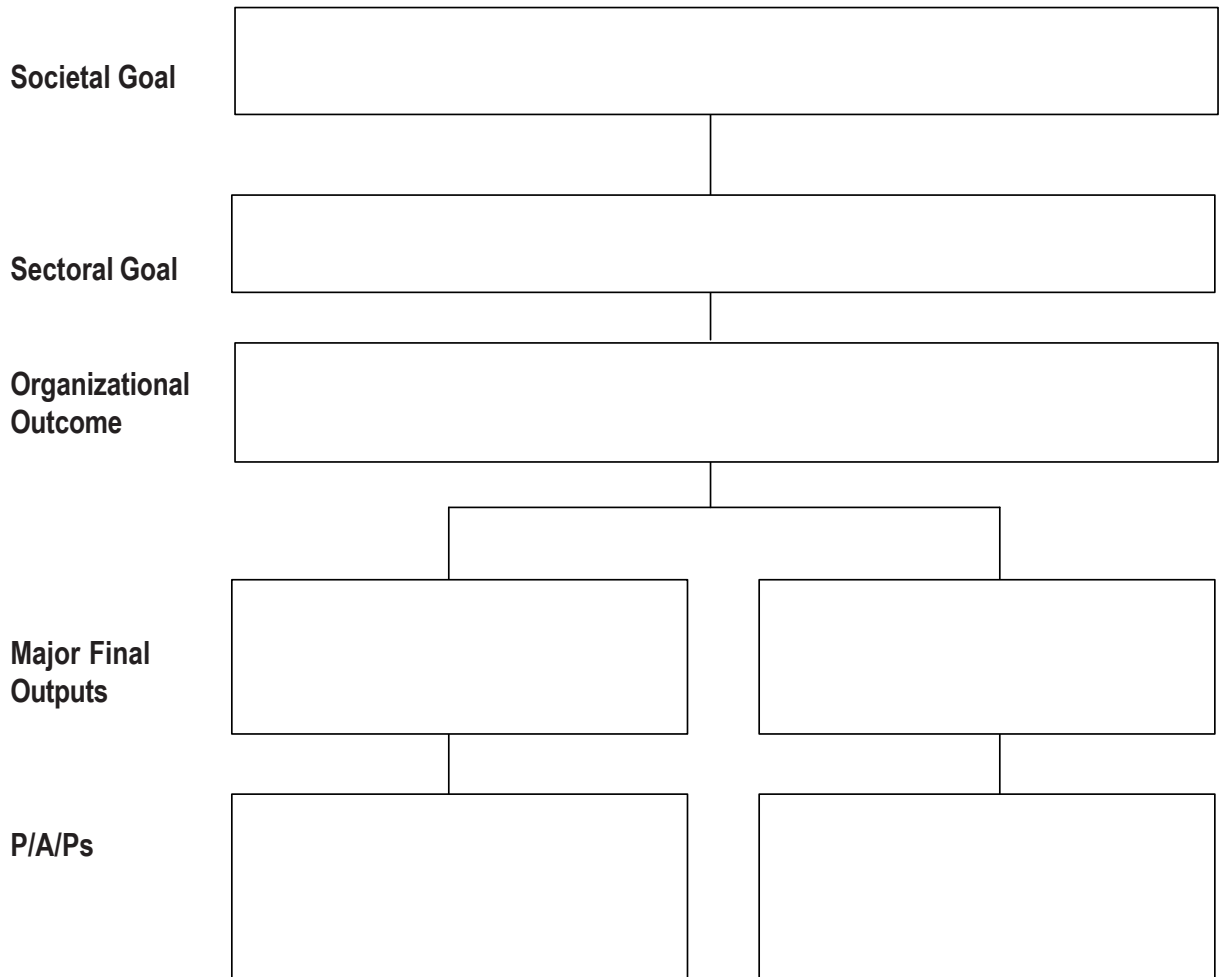
Bureau of Jail Management and Penology

Legal Basis

Republic Act No. 6975

Mandate

LOGICAL FRAMEWORK



PERFORMANCE MEASURES AND TARGETS

Particulars	FY 2010		FY 2011	FY 2012
	Target/Amount	Actual/Amount	Target/Amount	Target/Amount
MFO 1 Safekeeping Services of Inmates	2,002,447	1,980,459	2,318,023	2,577,054
MFO 2 Inmates' Welfare and Development Services	3,118,396	3,084,004	2,835,030	3,040,299
TOTAL	5,120,843	5,064,463	5,153,053 ^{2/}	5,617,353 ^{3/}

Notes:

1/ Includes Pension of P598.575 Million

2/ Includes Pension of P598.575 Million

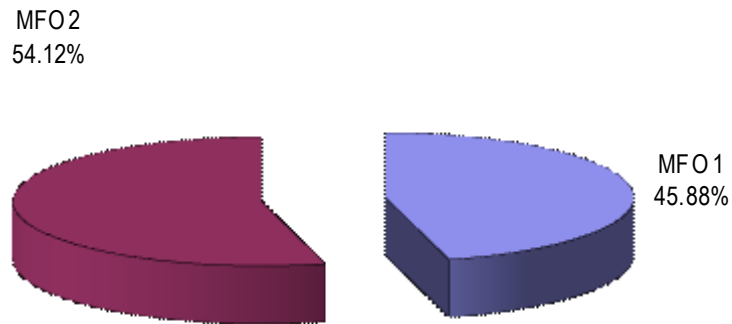
3/ Includes Pension of P696.621 Million

FY 2012 MFO BUDGET

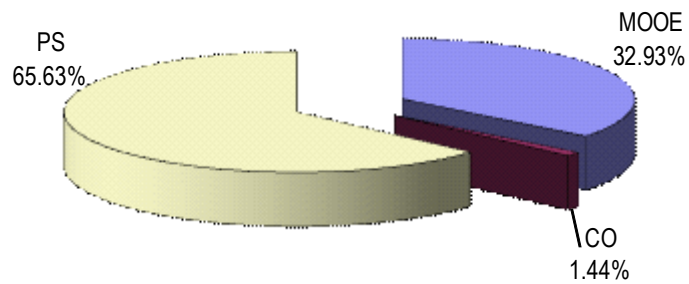
By MFO/By Expense Class (In Thousand Pesos)

Particulars	PS	MOOE	CO	TOTAL	% SHARE
MFO 1 Safekeeping Services of Inmates	1,691,259	848,649	37,146	2,577,054	45.88%
MFO 2 Inmates' Welfare and Development Services	1,995,276	1,001,201	43,822	3,040,299	54.12%
Total	3,686,535	1,849,850	80,968	5,617,353	100%
% Share	65.63%	32.93%	1.44%	100%	

By MFO (Total Budget = P5,617,353,000)



By Expense Class (Total Budget = P5,617,353,000)





Local Government Academy

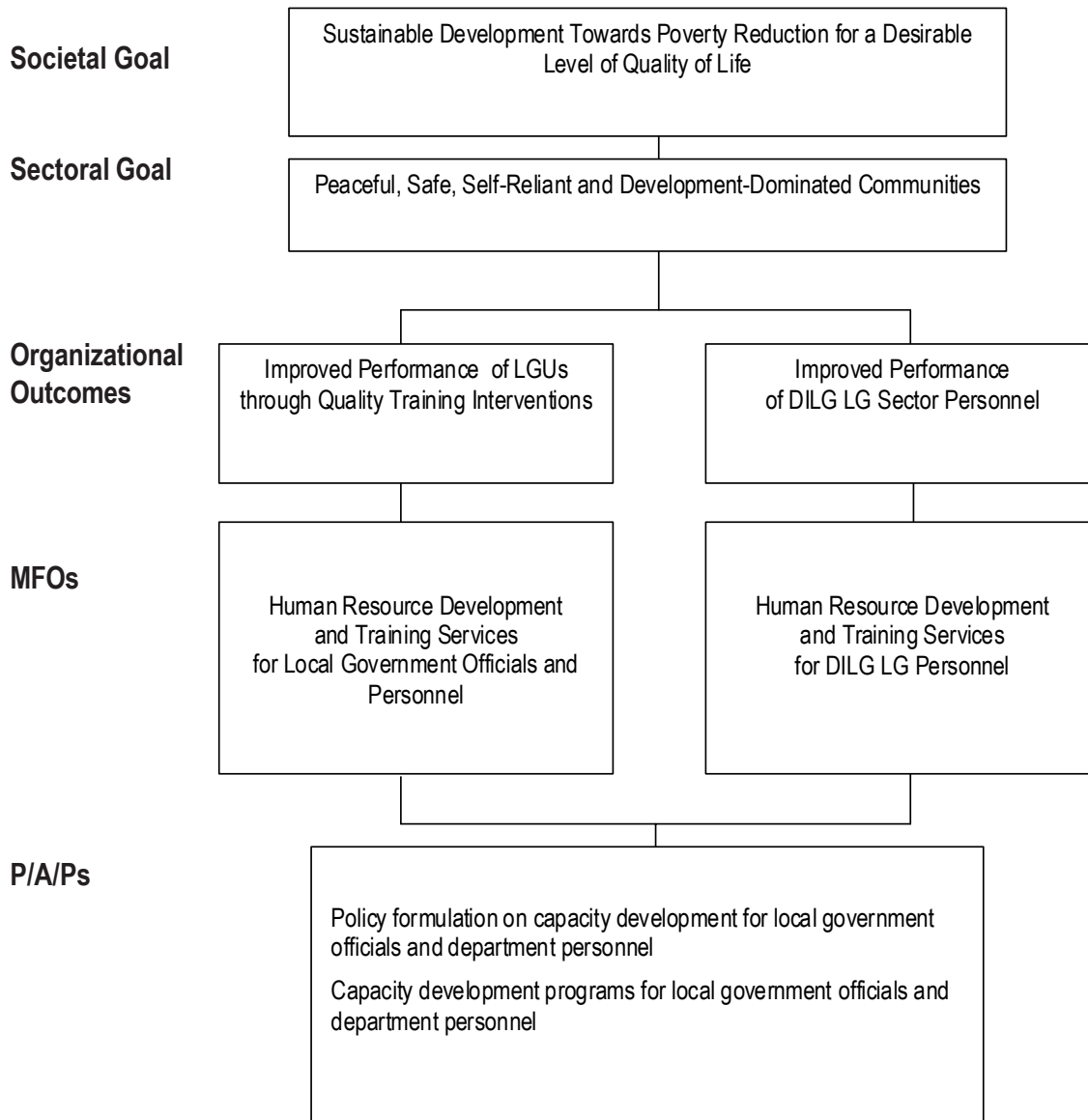
Legal Basis

Executive Order No. 262 (July 25, 1987) established in the Department of Local Government (now the Department of the Interior and Local Government) a Local Government Academy responsible for human resource development and training of local government officials and department personnel.

Mandate

The Local Government Academy (LGA) is responsible for the human resource development and training of local government officials and personnel of the Department of the Interior and Local Government, the Local Government Bureaus, and Regional Field Offices.

LOGICAL FRAMEWORK (LGA)



PERFORMANCE MEASURES AND TARGETS
(Amounts in Thousand Pesos)

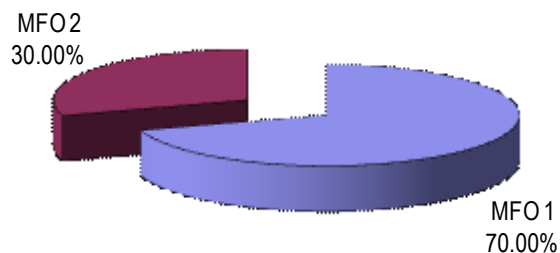
Particulars	FY 2010		FY 2011	FY 2012
	Target/Amount	Actual/Amount	Target/Amount	Target/Amount
MFO 1				
Human Resource Development and Training Services for Local Government Officials and Personnel	61,368	61,368	81,861	60,654
% of LGUs with competency profiles prepared and updated: Province (80), Cities (136), Municipalities (1,494) Barangays (41,994)	100% 1,706 LGUs	118% 1,273 LGUs	100% 1,076 LGUs 10,000	100% 1,076 LGUs 5,000 Barangays
% of LGUs that undertook initiatives to improve capacities along the five areas of LGPMS (GASEE)	20% of 80 provinces	28.75% of 80 provinces	30% of 80 provinces	30% of 80 provinces
No. of training modules developed and updated	5 updated	6 developed; 1 updated	3 developed; 3 updated	3 developed; 3 updated
MFO 2				
Human Resource Development and Training Services for DILG LG Personnel	27,648	27,648	24,642	25,996
Number of HRD Plan and policies formulated/updated	on-going formulation	on-going formulation	on-going formulation	on-going formulation
Number of training modules updated	7 updated	7 updated	7 updated; 2 formulated	2 updated; 3 formulated
No. of DILG personnel trained		655	735	500
TOTAL	89,016	89,016	106,503	86,650

FY 2012 MFO Budget

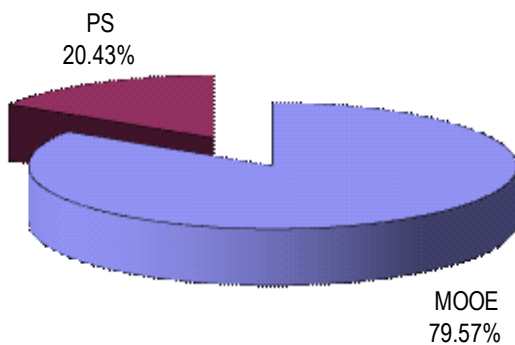
By MFO/By Expense (In Thousand Pesos)

Particulars	PS	MOOE	TOTAL	% SHARE
MFO 1 Human Resource Development and Training Services for Local Government Officials and Personnel	12,391	48,263	60,654	70.00%
MFO 2 Human Resource Development and Training Services for DILG LG Personnel	5,311	20,685	25,996	30.00%
Total	17,702	68,948	86,650	100%
% Share	20.43%	79.57%	100%	

By MFO (Total Budget = P86,650,000)



By Expense Class (Total Budget = P86,650,000)





National Police Commission

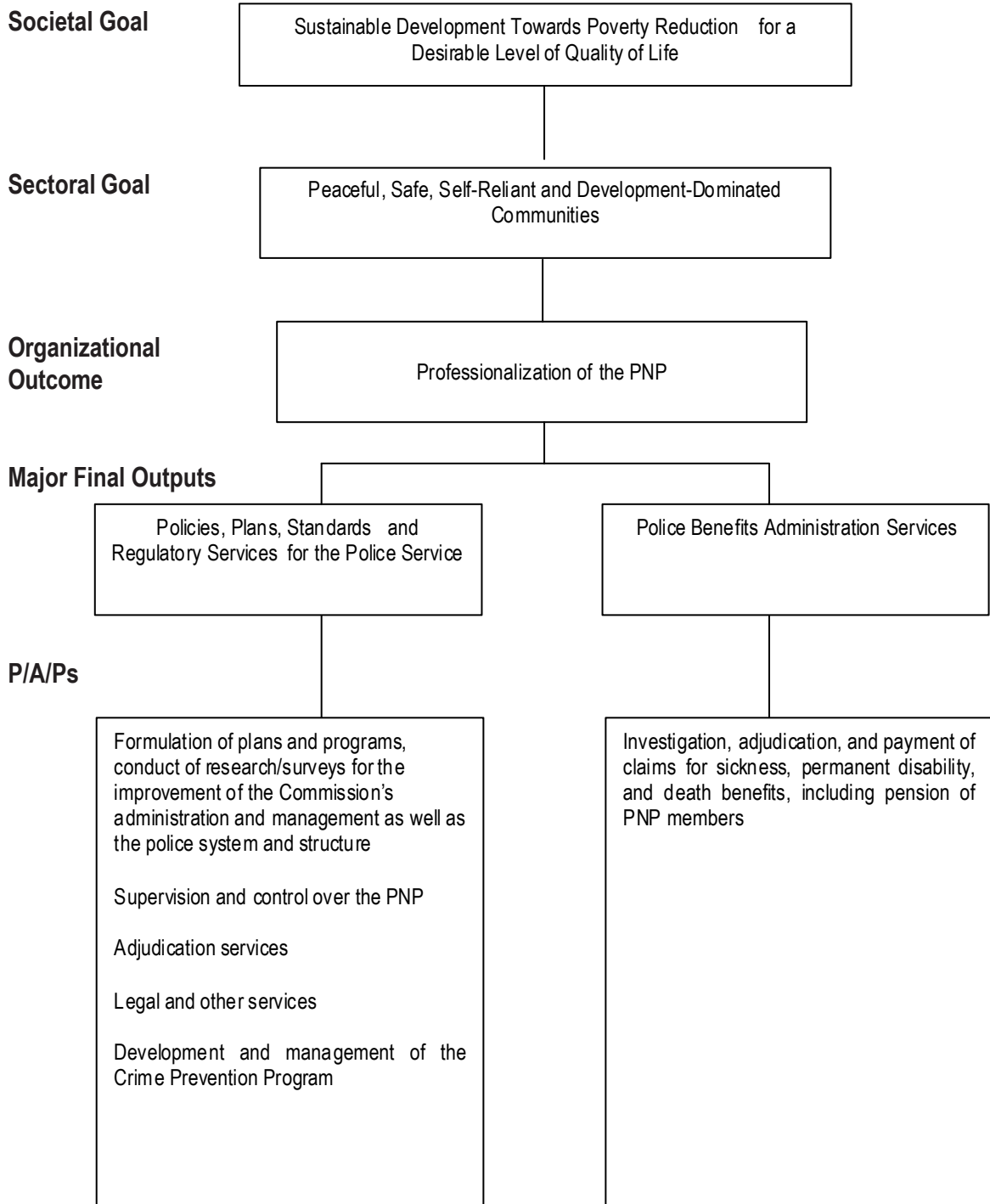
Legal Basis

- **The Philippine Constitution** provides that “The State shall establish and maintain one police force, which shall be national in scope and civilian in character, to be administered and controlled by a national police commission....”
- **Republic Act No. 6975** (December 13, 1990), otherwise known as the “Department of the Interior and Local Government Act of 1990”, created the National Police Commission (NAPOLCOM).
- **Republic Act No. 8551** (February 25, 1998) amended RA 6975, reconstituting the NAPOLCOM National Appellate Board into a single appellate body.

Mandate

The National Police Commission (NAPOLCOM) administers and controls the Philippine National Police (PNP), advises the President on all matters involving police functions and administration, and renders to the President and to Congress an annual report on its activities and accomplishments. It also recommends to the President a crime prevention program.

LOGICAL FRAMEWORK (NAPOLCOM)



PERFORMANCE MEASURES AND TARGETS

(Amounts in Thousand Pesos)


Particulars	FY 2010		FY 2011	FY 2012
	Target/Amount	Actual/Amount	Target/Amount	Target/Amount
MFO 1				
Policies, Plans, Standards, and Regulatory Services for the Police Service	458,299	458,299	458,682	527,235
Number of policies issued over no. of policies programmed for formulation during the year	100% 36	128% 46	100% 50	100% 55
Actual no. of PNP offices inspected and audited over the total no. programmed for the year	100% 1,401	120% 1,688	100% 1,773	100% 1,862
Actual no. of cases evaluated, investigated and adjudicated/ disposed within prescribed reglementary period as a percentage of total no. of cases handled, categorized by seriousness/ complexity of cases				
National Appellate Board (NAB)	50% 50/100	47% 47/100	50% 70/140	50% 75/150
Regional Appellate Board (RAB)	90% 321/357	62% 221/356	90% 360/400	90% 380/423
Summary Dismissal Cases	35% 324/926	29% 269/926	35% 360/1,029	35% 370/1,057
Pre-Charge Evaluation	100% 965	133% 1,286/965	100% 1,350/1,350	100% 1,417/1,417
Timely submission of Annual National Crime Prevention Plan (ANCPP) to the Office of the President	November, 2010	November, 2010	November, 2011	November, 2012
Number of implemented projects monitored (Assessment Reports) over the number of projects in the approved ANCPP	100% 31	100% 31	100% 40	100% 45
MFO 2				
Police Benefits Administration Services	911,888	898,226	883,677	839,566
Actual no. of claims processed within standard time from receipt of complete documents for adjudication over the number of claims received	100% 610/610	78% 475/609	100% 494/494	100% 630/630
Total	1,370,187	1,356,525	1,342,359	1,366,801

FY 2012 MFO BUDGET

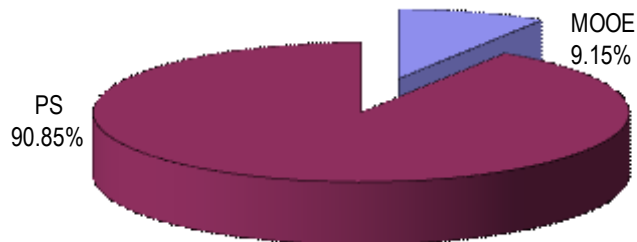
By MFO/By Expense Class (In Thousand Pesos)

Particulars	PS	MOOE	Total	% SHARE
MFO 1 Policies, Plans, Standards, and Regulatory Services for the Police Service	478,968	48,267	527,235	38.57%
MFO 2 Police Benefits Administration Services	762,705	76,861	839,566	61.43%
Total	1,241,673	125,128	1,366,801	100%
% Share	90.85%	9.15%	100%	

By MFO
(Total Budget = P1,366,801,000)



By Expense Class
(Total Budget = P1,366,801,000)





Philippine National Police

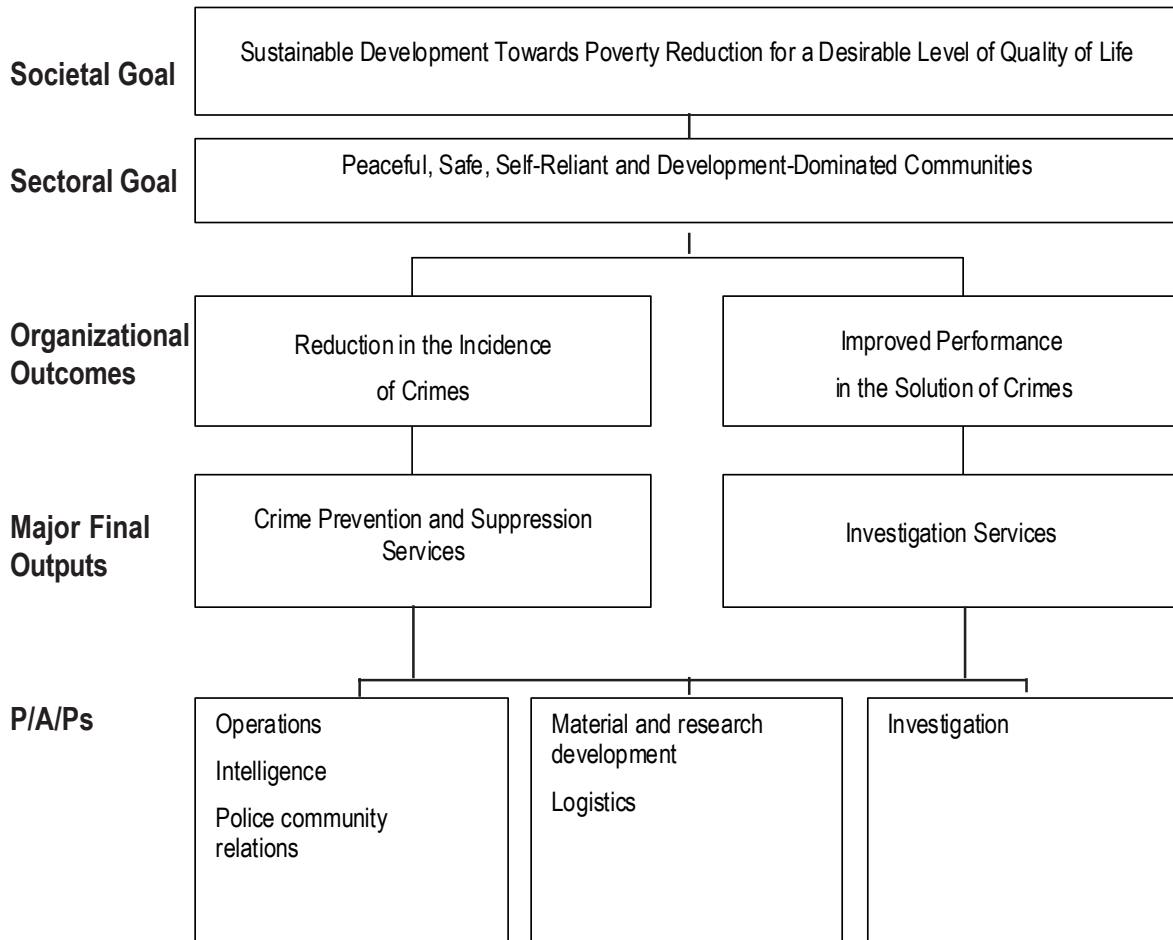
Legal Basis

- **Republic Act No. 6975** (December 13, 1990) established the Philippine National Police (PNP) under a reorganized Department of the Interior and Local Government.
- **Republic Act No. 8551** (February 25, 1998) amended certain provisions of R.A. 6975 and provided for the reform and reorganization of the PNP.

Mandate

The Philippine National Police (PNP) enforces all laws and ordinances relative to the protection of lives and properties. It maintains peace and order and takes all necessary steps to ensure public safety, investigates and prevents crime, effects the arrest of criminal offenders, brings offenders to justice, and assists in their prosecution. The PNP also exercises general powers to make arrest, search and seizure in accordance with the Constitution and pertinent laws, and to detain an arrested person for a period not beyond what is prescribed by law. It performs such other responsibilities as issuing licenses for the possession of firearms and explosives as well as licenses for security agencies to operate, and for security guards and private detectives to practice their profession.

LOGICAL FRAMEWORK (PNP)



PERFORMANCE MEASURES AND TARGETS

(Amounts in Thousand Pesos)

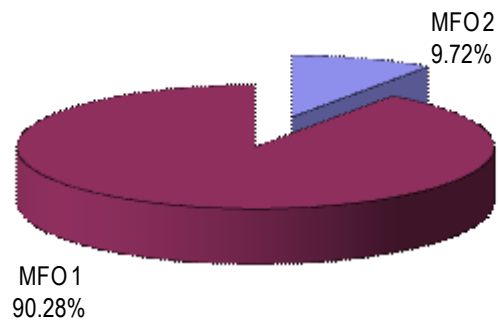
Particulars	FY 2010		FY 2011	FY 2012
	Target/Amount	Actual/Amount	Target/Amount	Target/Amount
MFO 1				
Crime Prevention and Suppression Services	68,387,369	69,314,317	62,458,424	66,590,300
Responses to emergency calls	within 15 minutes	within 15 minutes 3.52 in NCR	within 15 minutes	within 15
% of crime prevention programs implemented	100%	100%	100%	100%
% of community-based programs implemented	100%	100%	100%	100%
% of dismantled armaments, infrastructures, and political machineries of identified insurgent and terrorist groups	19%	39% of the target list	5% of the target list	8% of the target list
% of criminal (both index and non-index), terroristic, and insurgent-related activities neutralized	30%	2.5% of the target list	-	-
MFO 2				
Investigation Services	8,207,166	7,759,468	7,017,354	7,167,568
% of cases filed in court over the no. of cases	30%	25%	30%	30%
% of warrants served over no. of warrants received	82%	87%	82%	82%
% of attendance of police officers to court over no. of subpoena received	100%	90%	100%	100%
TOTAL	76,594,535	77,073,785	69,475,778	73,757,868

FY 2012 MFO BUDGET

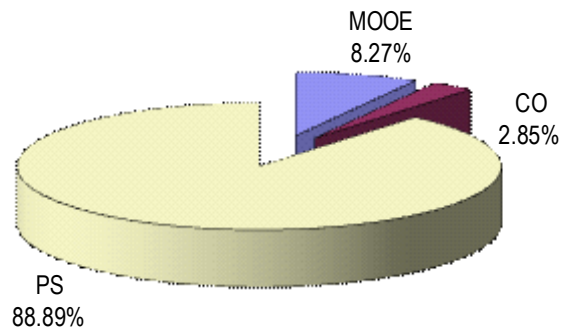
By MFO/By Expense Class (In Thousand Pesos)

Particulars	PS	MOOE	CO	TOTAL	% SHARE
MFO 1 Crime Prevention and Suppression Services	59,189,824	5,504,548	1,895,928	66,590,300	90.28%
MFO 2 Investigation Services	6,371,004	592,492	204,072	7,167,568	9.72%
Total	65,560,828	6,097,040	2,100,000	73,757,868	100%
% Share	88.89%	8.27%	2.85%	100%	

By MFO
(Total Budget = P73,757,868,000)



By Expense Class
(Total Budget = P73,757,868,000)





Philippine Public Safety College

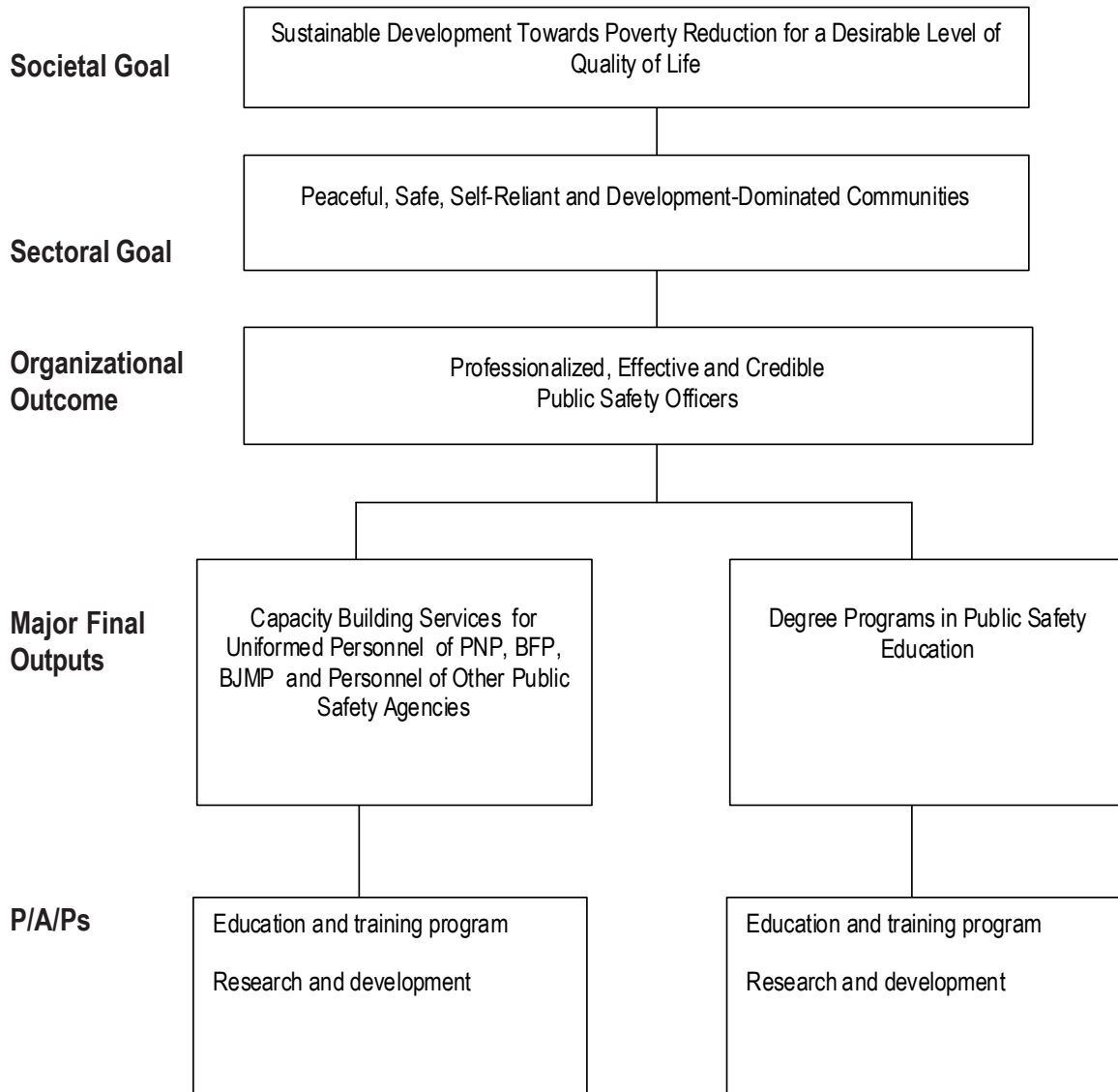
Legal Basis

Republic Act No. 6975, otherwise known as the Department of the Interior and Local Government Act of 1990, created the Philippine Public Safety College.

Mandate

The Philippine Public Safety College (PPSC) is responsible for the training, human resource development, and continuing education of all personnel of the Philippine National Police (PNP), the Bureau of Fire Protection (BFP), and the Bureau of Jail Management and Penology (BJMP). It formulates and implements training programs for the personnel of the Department of the Interior and Local Government, as well as research and development to support these educational training programs.

LOGICAL FRAMEWORK (PPSC)



PERFORMANCE MEASURES AND TARGETS

(Amounts in Thousand Pesos)

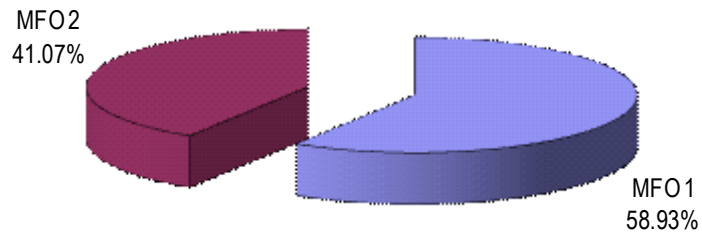
Particulars	FY 2010		FY 2011	FY 2012
	Target/Amount	Actual/Amount	Target/Amount	Target/Amount
MFO 1				
Capacity Building Services for Uniformed Personnel of PNP, BFP, BJMP and Personnel of Other Public Safety Agencies	657,841	639,787	663,220	673,887
Training Program				
% of target uniformed personnel trained (PNP, BFP, BJMP)	100%	100%	100%	100%
	26,300	25,990	25,990	25,760
% of programmed classes conducted	100%	100%	100%	100%
	530	502	502	519
% of enrollees graduated	60%	52%	60%	60%
	15,780	14,314	15,594	15,456
% of students with very satisfied rating on the conduct of training program, faculty, curriculum, and education & training facilities, equipage and supplies	84%	84%	81%	81%
Research and Development				
No. of academic researches conducted	22	25	25	25
MFO 2				
Degree Program in Public Safety Education Program	475,878	463,295	416,203	469,710
% of target cadets/students trained	100%	100%	100%	100%
	1,090	1,090	1,090	1,090
% of programmed classes conducted	100%	100%	100%	100%
	31	40	31	31
% of enrollees graduated	18.17%	16.67%	24.04%	20.92%
	198	198	262	228
% of students with very satisfied rating on the conduct of public safety education, faculty curriculum, and education & training facilities, equipage and supplies	84%	81%	81%	81%
Research and Development				
No. of academic researches conducted	2	29	29	29
TOTAL	1,133,719	1,103,082	1,079,423	1,143,597

FY 2012 MFO BUDGET

By MFO/By Expense Class (In Thousand Pesos)

Particulars	PS	MOOE	CO	TOTAL	% SHARE
MFO 1 Capacity Building Services for the Uniformed Personnel of the PNP,BFP,BJMP and Personnel of Other Public Safety Agencies	364,764	296,630	12,493	673,887	58.93%
MFO 2 Degree Program in Public Safety Education	254,247	206,756	8,707	469,710	41.07%
Total	619,011	503,386	21,200	1,143,597	100%
% Share	54.13%	44.02%	1.85%	100%	

By MFO
(Total Budget = P1,143,597,000)



By Expense Class
(Total Budget = P1,143,597,000)

