



DEPARTMENT OF AGRARIAN REFORM

Legal Basis

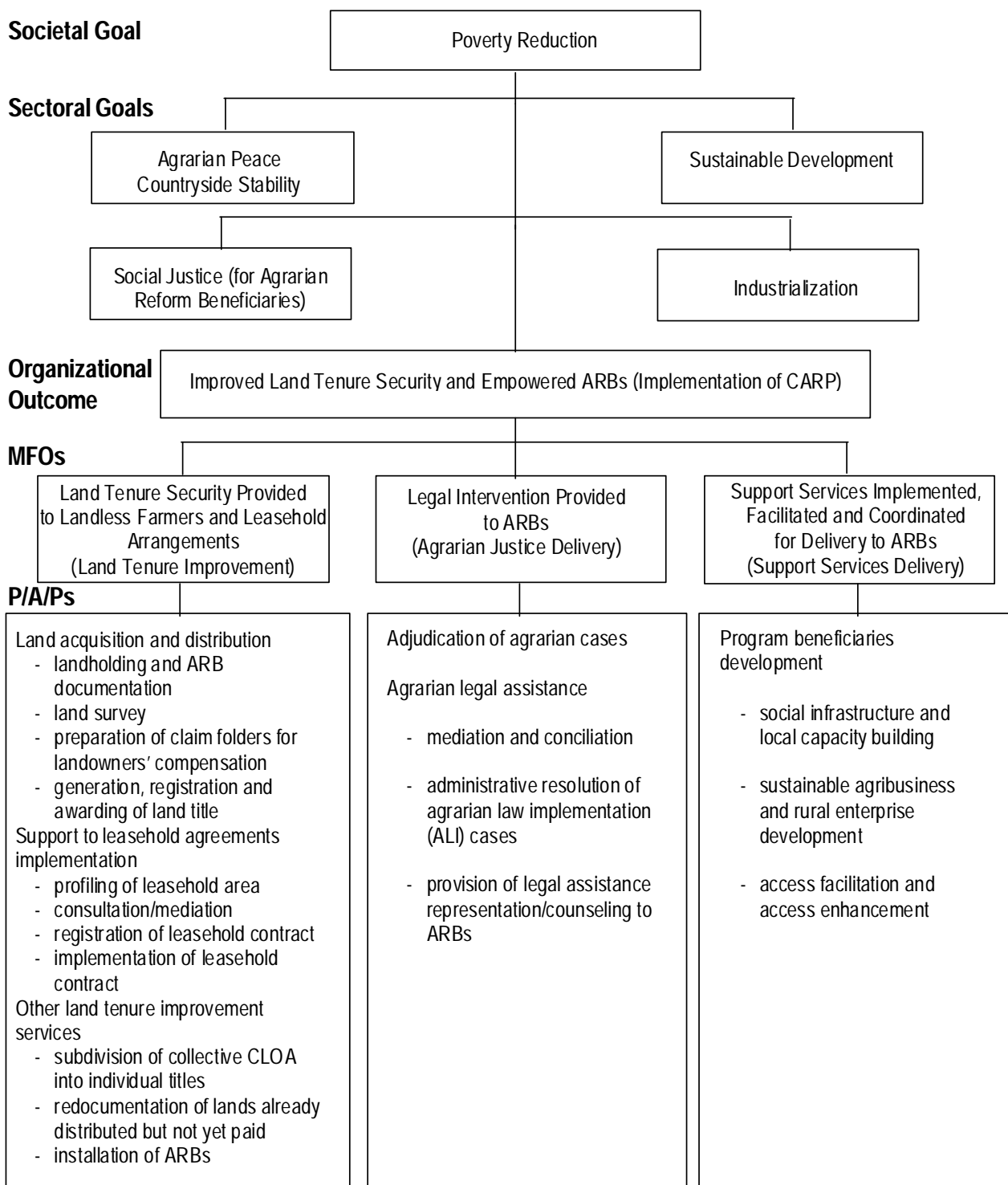
- **Republic Act No. 6389** (September 10, 1971), An Act Amending RA 3844, otherwise known as the Agricultural Land Reform Code, created a Department of Agrarian Reform (DAR) with the authority and responsibility to implement the policies of the State on agrarian reform. It abolished the Land Reform Project Administration, the National Land Reform Council, and the Land Authority and transferred their functions to the DAR.
- **Executive Order No. 129-A** (July 26, 1987) provided for the organizational structure of DAR and the respective functions of each office under it. It mandated DAR to implement the Comprehensive Agrarian Reform Program*.
- **Republic Act No. 6657** (June 10, 1988), or the Comprehensive Agrarian Reform Law of 1988, mandated DAR, in coordination with the Presidential Agrarian Reform Council (PARC), to plan and program the acquisition and distribution of all agricultural lands through a period of 10 years from the effectivity of said Act (1988). It vested DAR with quasi-judicial powers to determine and adjudicate agrarian reform matters.
- **Republic Act No. 8532** (February 23, 1998) extended the implementation of the CARP Law of 1988 to 2008.
- **Executive Order No. 364** (September 27, 2004) transformed the Department of Agrarian Reform into the Department of Land Reform (DLR) and stipulated that the Department shall be responsible for all land reform in the country, i.e., agrarian, urban land, and ancestral domain reform.
- **Executive Order No. 456** (August 23, 2005) renamed the DLR back to DAR.
- **Senate and House of Representatives Joint Resolution No. 1** (January 23, 2009) extended the coverage of the Agrarian Reform Program for a period of six (6) months for private agricultural lands.
- **Republic Act No. 9700** (August 7, 2009) strengthened the CARP, extended the acquisition and distribution of all agricultural lands, instituted necessary reforms, amended for the purpose certain provisions of RA No. 6657 as amended, and appropriated funds therefor.

Mandate

The Department of Agrarian Reform (DAR) leads the implementation of the Comprehensive Agrarian Reform Program (CARP) through land tenure improvement, agrarian justice, and coordinated delivery of essential support services to client beneficiaries.

* Prior to the enactment of the Comprehensive Agrarian Reform Law of 1988, President Corazon Aquino issued Proclamation 131 (July 22, 1987) instituting a Comprehensive Agrarian Reform Program (CARP) in the country, and Executive Order 229 (July 22, 1987) providing for the mechanisms to implement the CARP.

Logical Framework (DAR)*



* The DAR logical framework reflects the CARP.

PERFORMANCE MEASURES AND TARGETS
(Amounts in Thousand Pesos)

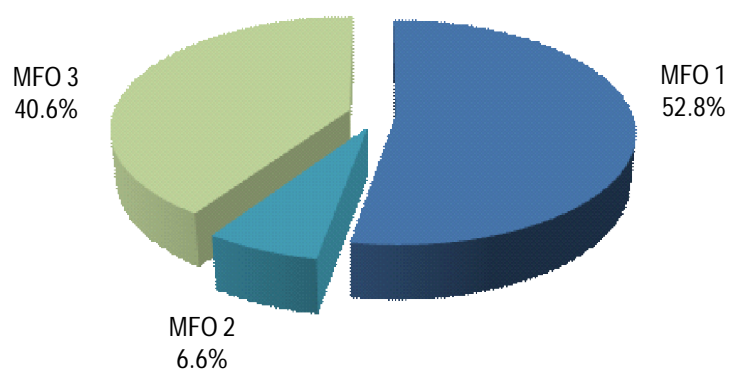
Particulars	FY 2010		FY 2011	FY 2012
	Target/Amount	Actual/Amount	Target/Amount	Target/Amount
MFO 1				
Land Tenure Security Provided to Landless Farmers (Land Tenure Security Services)	9,195,456	8,734,746	10,952,091	9,649,474
Land Acquisition and Distribution (LAD)				
- area distributed (EP/CLOA generated/distributed)	200,000 (has.)	107,180 (has.)	200,000 (has.)	240,247 (has.)
- ARB covered	128,921 (no.)	63,298 (no.)	121,070 (no.)	148,164 (no.)
- area valued (landowners' compensation)	69,000 (has.)	7,475 (has.)	68,126 (has.)	71,750 (has.)
- area with final survey (land survey)-DAR	200,000 (has.)	61,266 (has.)	200,000 (has.)	240,247 (has.)
- area with final survey (land survey)-DENR	84,468 (has.)	77,003 (has.)	84,468 (has.)	100,000 (has.)
- area with approved survey (IVAS)-DENR/DAR	130,841 (has.)	145,763 (has.)	137,341 (has.)	376,100 (has.)
- area registered (EPs/CLOAs)	200,000 (has.)	97,823 (has.)	200,000 (has.)	240,247 (has.)
- area covered by processed patents	100,000 (has.)	94,905 (has.)	100,000 (has.)	100,000 (has.)
Leasehold Agreements Implementation				
- area placed under leasehold	17,312 (has.)	12,902 (has.)	14,457 (has.)	17,254 (has.)
Other Land Tenure Improvement Services				
- area of CLOAs subdivided	62,331 (has.)	15,259 (has.)	164,342 (has.)	135,853 (has.)
- area of CLOAs redocumented and registered	55,340 (has.)	28,883 (has.)	133,904 (has.)	100,000 (has.)
- Patents registered and distributed	81,000 (no.)	78,835 (no.)	80,848 (no.)	85,699 (no.)
- area of redocumented lands covered/identified as DNYP	26,125 (has.)	2,977 (has.)	43,405 (has.)	23,619 (has.)
- ARBs installed	6,301 (no.)	3,678 (no.)	3,540 (no.)	8,981 (no.)
- ARBs promised	-	-	-	-
MFO 2				
Legal Intervention Provided to ARBs (Agrarian Justice Delivery Services)	886,245	1,047,154	937,807	1,211,452
Adjudication of Agrarian Cases				
- cases resolved	17,000 (no.)	19,409 (no.)	21,848 (no.)	22,564 (no.)
- conflicts conciliated/disposed through ADR	-	-	21,848 (no.)	20,544 (no.)
- Post-Judgement motions/petitions resolved	-	-	7,110 (no.)	11,282 (no.)
- writs of execution issued	-	-	3,135 (no.)	4,513 (no.)
Agrarian Legal Services				
- disputes settled through mediation/conciliation	-	41,586 (no.)	30,774 (no.)	41,586 (no.)
- cases disposed/submitted to judicial court and prosecutors office	1,389 (no.)	1,390 (no.)	1,486 (no.)	1,390 (no.)
- cases disposed/submitted to quasi-judicial bodies	12,045 (no.)	14,429 (no.)	11,540 (no.)	14,429 (no.)
- Agrarian law implementation related cases resolved	37,264 (no.)	52,075 (no.)	46,394 (no.)	52,075 (no.)
MFO 3				
Support Services Implemented, Facilitated and Coordinated for Delivery to ARBs	10,978,405	4,285,828	4,815,518	7,422,575
Social Infrastructure and Local Capability Building Services				
- ARC's subjected to ARC Level of Development Assessment	2,008 (no.)	1,991 (no.)	2,107 (no.)	2,110 (no.)
- ARC's confirmed	75 (no.)	36 (no.)	57 (no.)	-
- ARBs trained - DAR/DTI	131,804 (no.)	173,418 (no.)	248,816 (no.)	373,293 (no.)
- New ARB members in organizations/coops	123,677 (no.)	54,152 (no.)	76,253 (no.)	76,253 (no.)
Sustainable Agribusiness & Rural Enterprise				
Development Services				
- ARC clusters confirmed	71 (no.)	18 (no.)	45 (no.)	21 (no.)
- agribusiness plans developed	147 (no.)	182 (no.)	134 (no.)	79 (no.)
- area developed	18,443 (has.)	66,146 (has.)	86,530 (has.)	113,470 (has.)
- products and services developed	303 (no.)	544 (no.)	265 (no.)	265 (no.)
- products launched in commercial market	200 (no.)	265 (no.)	146 (no.)	146 (no.)
- marketing tie-ups/contracts facilitated	706 (no.)	1,375 (no.)	769 (no.)	769 (no.)
- marketing and promotion of ARB/ARC products	4,418 (no.)	4,418 (no.)	3,189 (no.)	3,338 (no.)
- development of ARC products	379 (no.)	504 (no.)	327 (no.)	357 (no.)
- organizations provided with credit	637 (no.)	823 (no.)	1,110 (no.)	4,600 (no.)
- functional Kalahi Farmers Centers (KFCs) established/maintained	109 (no.)	51 (no.)	79 (no.)	79 (no.)
- upland development (no. of sites)	119 (no.)	122 (no.)	125 (no.)	119 (no.)
Access Facilitation and Access Enhancement Services and Rural Infrastructure				
- FMR projects facilitated /approved	834 (km.)	2,809 (km.)	1,035(km.)	-
- FMR projects completed	91 (km.)	2809 (km.)	204 (km.)	1,028 (km.)
- irrigation projects facilitated/approved	11,137 (has.)	18,471 (has)	13,030 (has)	-
- irrigation projects completed (service area)	4,318 (has.)	18,471 (has.)	8,021 (has.)	22,082 (has.)
- post-harvest facilities provided	112 (no.)	94 (no.)	140 (no.)	22 (no.)
- multi-purpose pavements completed	59 (no.)	127 (no.)	183 (no.)	-
- bridges completed	112 (no.)	111 (no.)	311 (no.)	1,288 (lm.)
- other social facilities completed	-	-	16 (no.)	94 (no.)
T O T A L	21,060,106	14,067,728	16,705,416	18,283,501

FY 2012 MFO BUDGET

By MFO/By Expense Class (In Thousand Pesos)

Particulars	PS	MOOE	CO	TOTAL	% Share
MFO 1 Land Tenure Security	3,354,404	6,295,070	-	9,649,474	52.8%
MFO 2 Agrarian Justice Delivery	824,698	386,754	-	1,211,452	6.6%
MFO 3 Support Services Delivery	646,646	3,241,670	3,534,259	7,422,575	40.6%
TOTAL	4,825,748	9,923,494	3,534,259	18,283,501	100%
% Share	26.4%	54.3%	19.3%	100%	

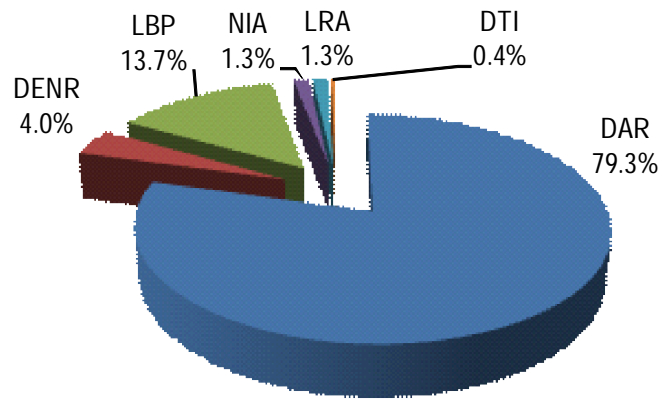
By MFO (Total Budget=P18,283,501,000)



By Agency/By MFO
(In Thousand Pesos)

Particulars	MFO 1 Land Tenure Security	MFO 2 Agrarian Justice Delivery	MFO 3 Support Services Delivery	TOTAL	% Share
DAR	6,334,696	1,211,452	6,960,727	14,506,875	79.3%
DENR-OSEC	580,282		150,000	730,282	4.0%
LBP	2,500,000			2,500,000	13.7%
DENR-LRA	234,496			234,496	1.3%
DA-NIA			235,904	235,904	1.3%
DTI			75,944	75,944	0.4%
TOTAL	9,649,474	1,211,452	7,422,575	18,283,501	100%
% Share	52.8%	6.6%	40.6%	100%	

By Agency/By MFO
(Total Budget=P18,283,501,000)



By Agency/By Expense Class
(In Thousand Pesos)

Particulars	PS	MOOE	CO	TOTAL	% Share
DAR	4,557,969	6,564,647	3,384,259	14,506,875	79.3%
DENR-OSEC	83,460	646,822	-	730,282	4.0%
LBP	-	2,500,000	-	2,500,000	13.7%
DENR-LRA	73,192	161,304	-	234,496	1.3%
DA-NIA	67,842	18,062	150,000	235,904	1.3%
DTI	43,285	32,659	-	75,944	0.4%
TOTAL	4,825,748	9,923,494	3,534,259	18,283,501	100%
% Share	26.4%	54.3%	19.3%	100%	

By Agency/By Expense Class
(Total Budget=P18,283,501,000)

