National Commission on Indigenous Peoples

Legal Basis

- Republic Act No. 8371 (October 29, 1997), "The Indigenous Peoples Rights Act of 1997", provided for the creation of the National Commission on Indigenous Peoples (NCIP). It merged/ integrated the Office for Northern Cultural Communities (ONCC) and the Office for Southern Cultural Communities (OSCC) as organic offices of the NCIP.

- Executive Order No. 379 (October 26, 2004) provided that the NCIP shall be an attached agency of the Department of Land Reform (renamed back to Department of Agrarian Reform by Executive Order 456).

- Executive Order No. 726 (May 23, 2008), provided that the NCIP shall be placed under the Department of Environment and Natural Resources.

Mandate

The National Commission on Indigenous Peoples (NCIP) protects and promotes the interest and well-being of the Indigenous Cultural Communities (ICCs)/ Indigenous Peoples (IPs) with due regard to their beliefs, customs, traditions and institutions, and to the recognition of their ancestral domains as well as their rights thereto.

LOGICAL FRAMEWORK (NCIP)

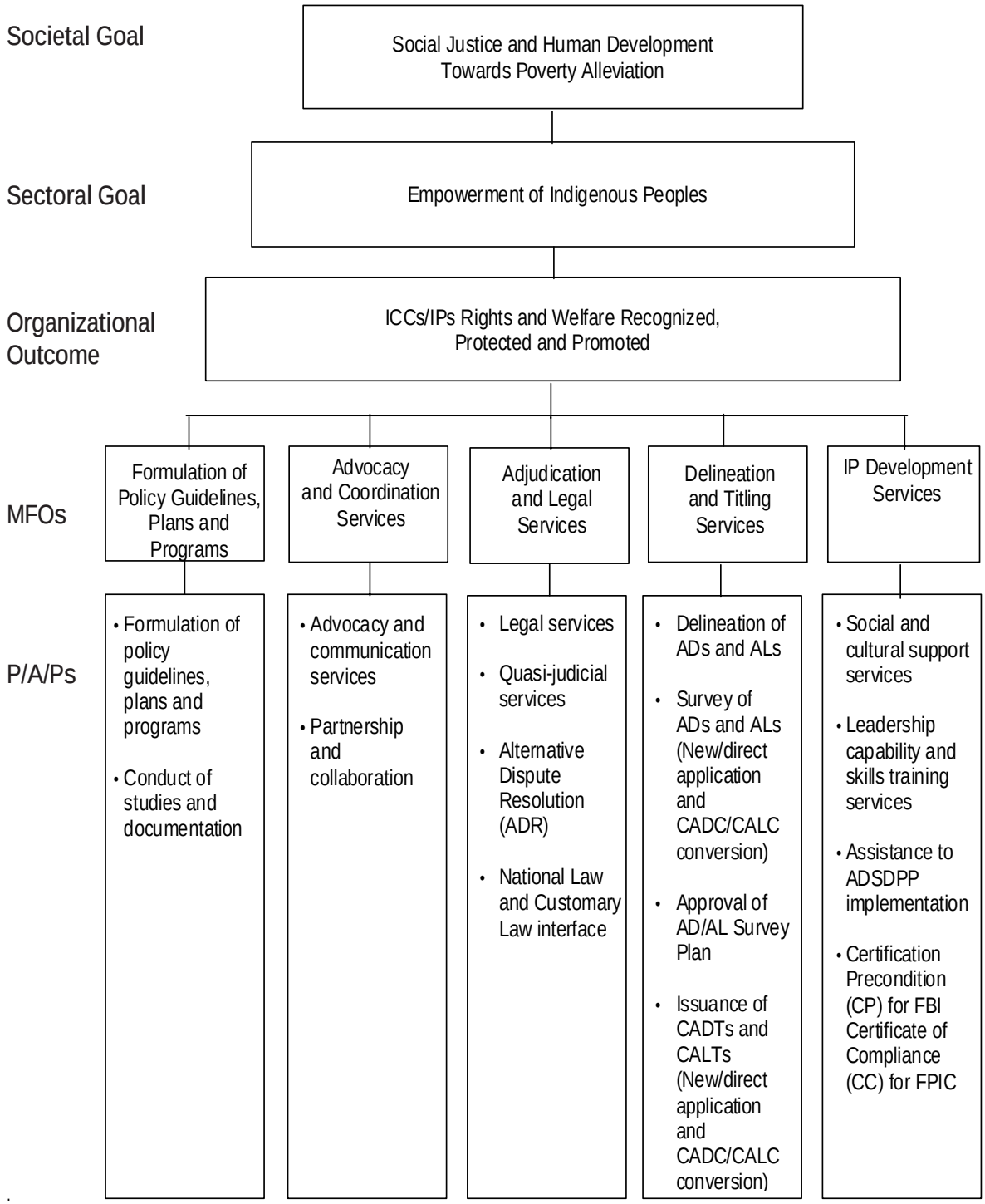

.

AD/AL – Ancestral Domain/Ancestral Land
CADC – Certificate of Ancestral Domain Claim
CALT – Certificate of Ancestral Land Title
FBI – Field-Based Investigation

PERFORMANCE MEASURES AND TARGETS
(Amounts in Thousand Pesos)

Particulars	FY 2009 Actual/Amount	FY 2010 Target/Amount	FY 2011 Target/Amount
MFO 1			
Formulation of Policy Guidelines, Plans and Programs	56,604	60,154	76,334
Project Impact Assessment conducted		3 (areas.)	3 (areas.)
IP Master Plan formulated		1 (no.)	
IP Master Plan copies disseminated			300 (no.)
FPIC[1] MOA implemented & monitored			20 (areas)
ADSDPP[2] formulated	2 (no.)	5 (no.)	4 (no.)
Trainings on ADSDPP Formulation conducted	5 (no.)		
Participants trained on ADSDPP Formulation			150(no.)
IP-CIAC[3] Cases documented	18 (cases)	20 (cases)	10 (cases)
IKSP[4] Research Framework & Manual developed			1 (no.)
MFO 2			
Advocacy and Coordination Services	6,194	6,183	7,428
Cultural advocacy activities conducted	15 (no.)	7 (no.)	12 (no.)
Partnership and Collaboration			
Core group RTDs[5] and multi-stakeholders workshop conducted	3 (no.)	1 (no.)	1 (no.)
IPs benefited through issuance of COCs[6]	2,750 (no.)	3,000 (no.)	3,000 (no.)
ADSDPP integrated to LDPs[7]		2 (no.)	10 (no.)
MFO 3			
Adjudication & Legal Services	1,113	3,025	3,033
Legal Services			
Region-wide IP Paralegal Training conducted		1 (no.)	1 (no.)
ICCs/IPs advised/assisted (non-litigous)*	2,873 (no.)	350 (no.)	350 (no.)
Cases accepted, filed and defended*	195 (cases)	102 (cases)	18 (cases)
Investigation conducted*	156 (no.)	5 (no.)	8 (no.)
National Law and Customary Law Interface			
Consultative Workshop on Documentation of Customary Law conducted	5 (no.)		
Training Module developed			1 (no.)
Documentation Training conducted			2 (no.)
Quasi-Judicial Services			
Cases facilitated	6 (cases)	8 (cases)	5 (cases)
Decisions rendered	40 (no.)	100 (no.)	120 (no.)

Particulars	FY 2009 Actual/Amount	FY 2010 Target/Amount	FY 2011 Target/Amount
MFO 4			
Delineation and Titling Services	24,635	47,844	28,320
Delineation of ADs and ALs			
IP self-delineated ADs facilitated	27 (no.)	25 (no.)	25 (no.)
IP self-delineated ALs facilitated	19 (no.)	15 (no.)	15 (no.)
Delineation activities monitored		20 (no.)	25 (no.)
Survey of ADs and ALs			
AD areas surveyed	25 (no.)	20 (no.)	20 (no.)
AL areas surveyed	12 (no.)	15 (no.)	15 (no.)
Approval of AD & AL Survey Plans			
ADs survey plans deliberated/approved	45 (no.)	13 (no.)	15 (no.)
ALs survey plans deliberated/approved	51 (no.)	15 (no.)	15 (no.)
Issuance of CADTs & CALTs			
CADTs issued	45 (no.)	12 (no.)	15 (no.)
CALTs issued	51 (no.)	20 (no.)	15 (no.)
MFO 5			
IP Development Services	588,917	540,469	576,012
Social and Cultural Services			
Health Projects implemented	22 (no.)	20 (no.)	20 (no.)
IP Schools assisted	15 (no.)	15 (no.)	15 (no.)
Livelihood Projects implemented	12 (no.)	12 (no.)	12 (no.)
Basic Services extended to IPs	12 (no.)	12 (no.)	12 (no.)
Traditional Projects implemented	12 (no.)	12 (no.)	12 (no.)
IP Communities assisted on Food Security		6 (no.)	6 (no.)
IPs in Crisis Situation assisted	25 (no.)	25 (no.)	20 (no.)
Leadership Capability & Skills Training Services			
IP skills on economic development training conducted			3 (no.)
Disaster management training conducted			3 (no.)
Certification Precondition and Certificate of Compliance re FBI			
Certificate Precondition (CP) issued	75 (no.)	5 (no.)	20 (no.)
Certificate of Non-Overlap (CNO) issued	257 (no.)	31 (no.)	21 (no.)
Assistance to ADSDPP implementation			
ADSDPP Formulation and Implementation monitored	3 (no.)	10 (no.)	5 (no.)
ADSDPP Management Training conducted	2 (no.)	2 (no.)	4 (no.)
TOTAL	677,463	657,675	691,127

* COs and RHOs

1 FPIC - Free and Prior Informed Consent
2 ADSDPP - Ancestral Domain Sustainable Development and Protection Plan
3 IPCIAC - Indigenous Peoples Children Involved in Armed Conflict
4 IKSP - Indigenous Knowledge Systems and Practices
5 RTDs - Round Table Discussions
6 COCs - Certificate of Confirmation of tribal membership, issued to authentic members of IPs/ICCs, ensures that only legitimate members of IPs/ICCs enjoy the rights accorded them by local, national and international instruments
7 LDPs - Local Development Plans

FY 2011 MFO BUDGET

By MFO/By Expense Class
(In Thousand Pesos)

Particulars	PS	MOOE	CO	TOTAL	% Share
MFO 1 Formulation of Policy Guidelines, Plans and Programs	29,225	40,729	6,380	76,334	11.04%
MFO 2 Advocacy and Coordination Services	3,778	3,650		7,428	1.07%
MFO 3 Adjudication & Legal Services		3,033		3,033	0.44%
MFO 4 Delineation and Titling Services	3,768	24,552		28,320	4.10%
MFO 5 IP Development Services	398,946	177,066		576,012	83.34%
TOTAL	435,717	249,030	6,380	691,127	100.00%
% Share	63.04%	36.03%	0.92%	100.00%	

By MFO
(Total Budget = P691,127,000)

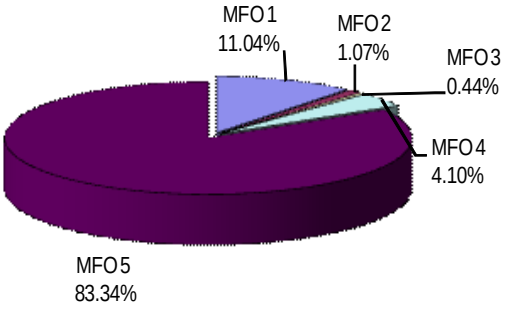

By Expense Class
(Total Budget = P691,127,000)

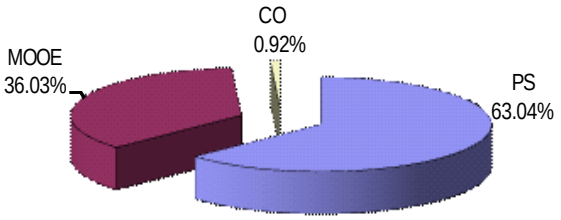

Palawan Council for Sustainable Development Staff

Legal Basis

- Republic Act No. 7611 (June 19, 1992), the Strategic Environmental Plan (SEP) for Palawan Act, provided for the adoption of a comprehensive framework for the sustainable development of Palawan, compatible with protecting and enhancing the natural resources and endangered environment of the province. It created the Palawan Council for Sustainable Development (PCSD) to be responsible for the governance and implementation of, and provision of policy direction to, the SEP. It converted the Palawan Integrated Area Development Project Office (PIADPO) to the Palawan Council for Sustainable Development Staff (PCSDS) to provide support to the Council.

- Executive Order No. 734 (June 18, 2008), transferring the Palawan Council for Sustainable Development (PCSD) from the Office of the President to the Department of Environment and Natural Resources.

Mandate

The Palawan Council for Sustainable Development Staff (PCSDS) serves as the regular staff of the Palawan Council for Sustainable Development (PCSD) in the coordination of policies and functions, implementation of programs, and organization of services for the governance and implementation of, and formulation of policy directions for, the Strategic Environmental Plan for Palawan.

LOGICAL FRAMEWORK (PCSDS)

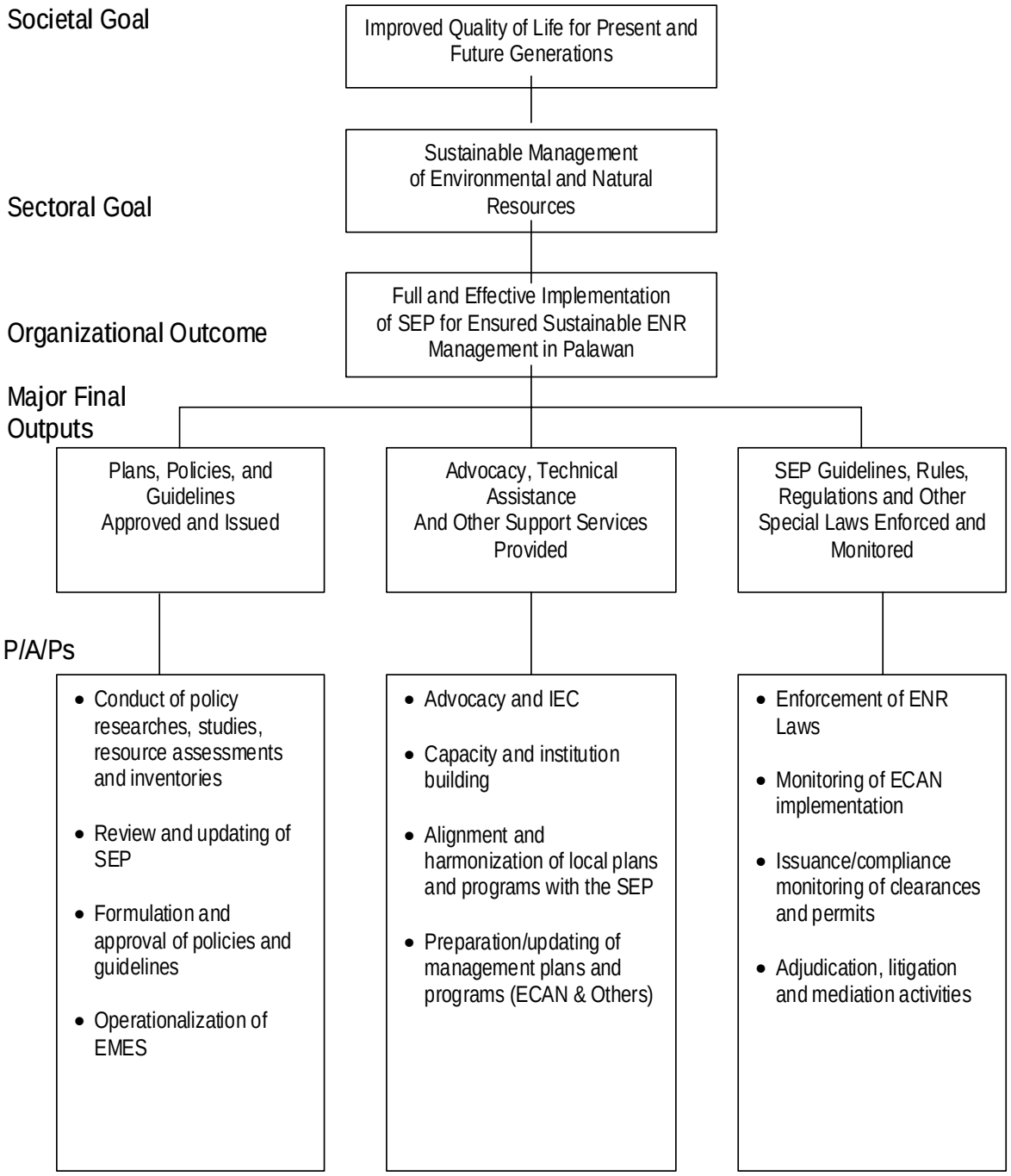

ECAN - Environmentally Critical Area Network
EMES - Environmental Monitoring and Evaluation System
ENR - Environment and Network Resources
IEC - Information/Education/Communication
SEP - Strategic Environmental Plan

PERFORMANCE MEASURES AND TARGETS
(Amounts in Thousand Pesos)

Particulars	FY 2009 Actual/Amount	FY 2010 Target/Amount	FY 2011 Target/Amount
MFO 1 Plans, Policies and Guidelines Approved and Issued	19,058	31,325	18,720
Policies and guidelines approved and issued	17 (no.)	22 (no.)	22 (no.)
Researches/environmental studies/ resource assessment/inventory completed	8 (studies/researches)	9 (studies/researches)	9 (studies/researches)
Resolution issued	15 (resolutions)	20 (resolutions)	20 (resolutions)
MFO 2 Advocacy, Technical Assistance and Other Support Services Provided	13,050	12,797	13,474
ECAN Zoning Plans adopted/ harmonized/ integrated with the Municipal Comprehensive Land Water Use Plan (MCLWUP)	2 (ECAN zoning plans)	2 (ECAN zoning plans)	2 (ECAN zoning plans)
LGUs/NGOs assisted (SEP Implementation)	22 (LGUs/NGOs)	10 (LGUs/NGOs)	10 (LGUs/NGOs)
Areas reached by IEC and advocacy activities	9 (areas)	5 (areas)	5 (areas)
MFO 3 SEP Guidelines, Rules, Regulations and Other Special Laws Enforced and Monitored	20,937	28,140	19,827
Issuance/compliance monitoring of clearances and permits			
SEP clearance/permits issued	142 (clearance/permits)	100 (clearance/permits)	100 (clearance/permits)
Projects monitored for SEP clearance compliance	436 (projects)	200 (projects)	200 (projects)
Cases filed/litigated	40 (cases)	80 (cases)	25 (cases)
TOTAL	53,045	72,262	52,021

FY 2011 MFO BUDGET

By MFO/By Expense Class
(In Thousand Pesos)

Particulars	PS	MOOE	CO	TOTAL	% Share
MFO 1 Plans, Policies and Guidelines Approved and Issued	8,204	10,516	-	18,720	35.99%
MFO 2 Advocacy, Technical Assistance and Other Support Services Provided	8,175	5,299	-	13,474	25.90%
MFO 3 SEP Guidelines, Rules, Regulations and Other Special Laws Enforced and Monitored	10,898	8,929	-	19,827	38.11%
TOTAL	27,277	24,744	-	52,021	100.00%
% Share	52.43%	47.57%		100.00%	

By MFO
(Total Budget = P52,021,000)

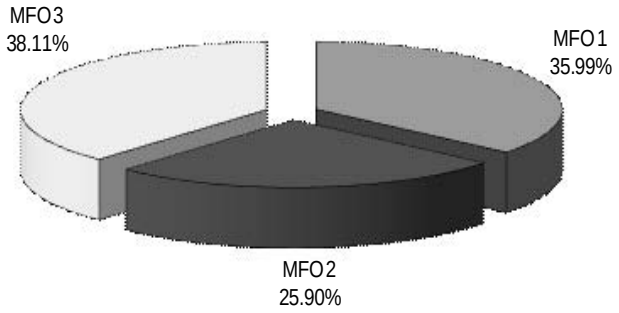
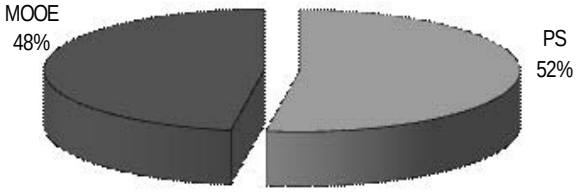
By Expense Class
(Total Budget = P52,021,000)