



NATIONAL ECONOMIC AND DEVELOPMENT AUTHORITY

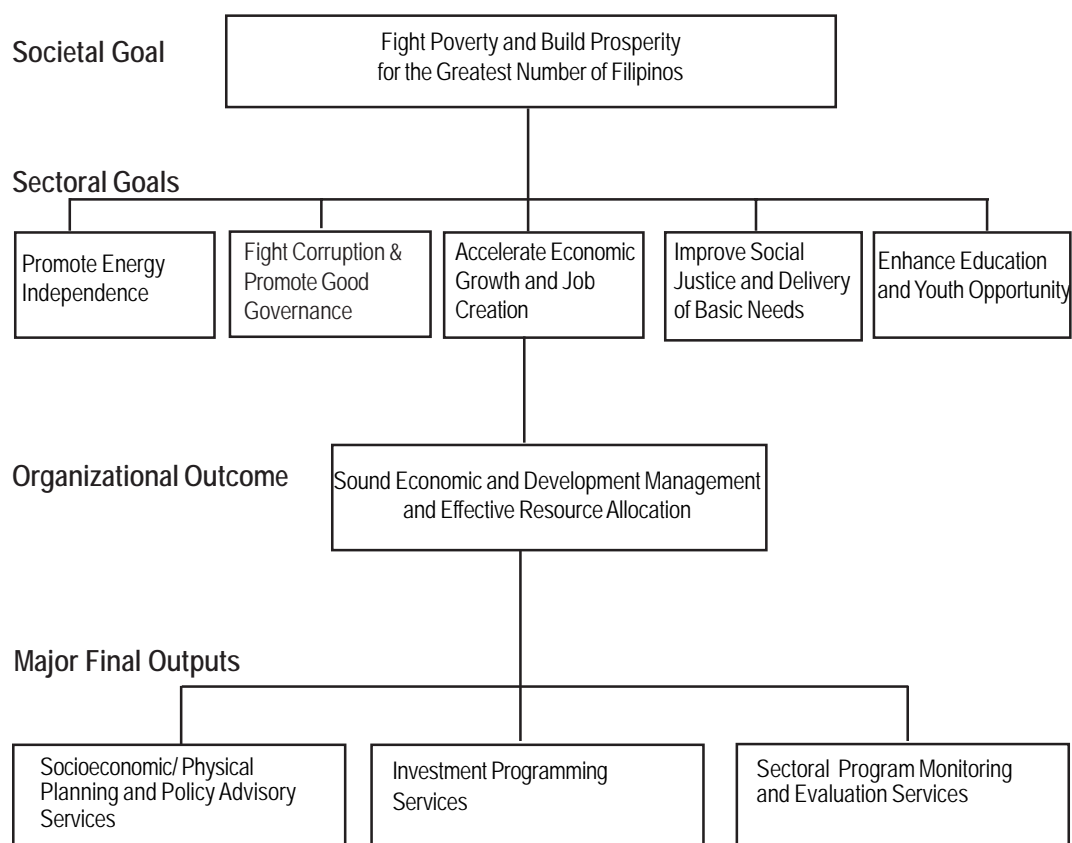
Legal Basis

- **Presidential Decree No.1** (September 21, 1972), Integrated Reorganization Plan, organized the National Economic Development Authority (NEDA) from the merger of the Presidential Economic Staff and the National Economic Council.
- **Presidential Decree No. 107** (January 24, 1973) provided for the activation of the existing National Economic Development Authority into a National Economic and Development Authority, absorbing thereby the NEDA as organized.
- **Executive Order No. 230** (July 22, 1987) reorganized the National Economic and Development Authority (NEDA) to be composed of two separate and distinct entities, the NEDA Board and the Secretariat.

Mandate

The National Economic and Development Authority (NEDA) serves as National and Regional Development Plan and Program Coordinator (by issuing planning guidelines and conducting multisectoral/regional consultations); Public Investment Evaluator and Programmer (by coordinating the Official Development Assistance and appraising programs and projects); Development Plan, Program and Project Monitor (by conducting program/project evaluation and on-site reviews and consultations); and Technical Assistance Provider (by providing technical/secretariat services to the NEDA Board and its Committees, Regional Development Councils, Philippine Council for Sustainable Development, National Land Use Committee, inter-agency bodies, and other clients, including local government units).

LOGICAL FRAMEWORK (NEDA)



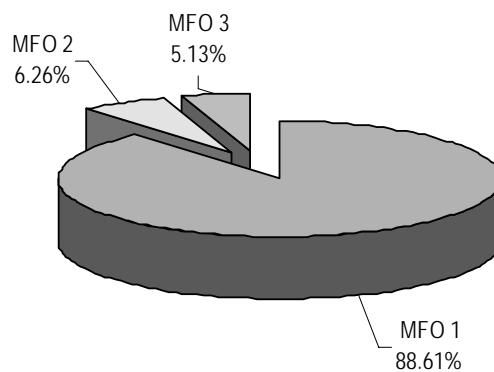
N.B. The NEDA has no submission of department-wide Performance Indicators (PIs) and Targets. PIs and Targets of its attached agencies are found in their respective OPIF templates.

FY 2010 MFO BUDGET

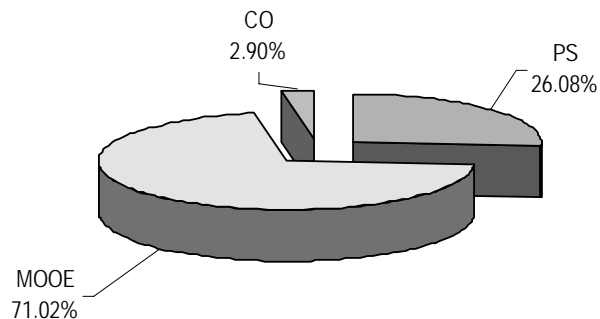
By MFO/By Expense Class (In thousand pesos)

Particulars	PS	MOOE	CO	TOTAL	% Share
MFO 1 Socioeconomic/Physical Planning and Policy Advisory Services	807,528	2,733,520	99,531	3,640,579	88.61%
MFO 2 Investment Programming Services	142,281	105,350	9,690	257,321	6.26%
MFO 3 Sectoral Program Monitoring and Evaluation Services	121,715	79,173	9,890	210,778	5.13%
TOTAL	1,071,524	2,918,043	119,111	4,108,678	
% Share	26.08%	71.02%	2.90%		100%

By MFO (Total Budget P4,108,678,000)



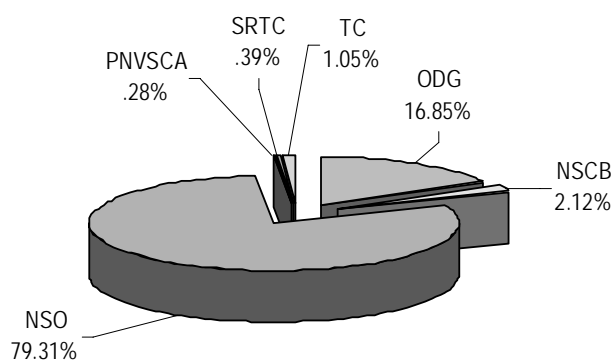
By Expense Class (Total Budget = P4,108,678,000)



By Agency/By MFO
(In thousand pesos)

Particulars	MFO 1: Socioeconomic/ Physical Planning and Policy Advisory Services	MFO 2: Investment Programming Services	MFO 3: Sectoral Program Monitoring and Evaluation Services	TOTAL	% Share
Office of the Director-General (ODG)	235,621	245,775	210,778	692,174	16.85%
National Statistical Coordination Board	87,068	-	-	87,068	2.12%
National Statistics Office (NSO)	3,258,695	-	-	3,258,695	79.31%
Philippine National Volunteer Service Coordinating Agency (PNVSCA)	-	11,546	-	11,546	.28%
Statistical Research and Training Center (SRTC)	16,147	-	-	16,147	.39%
Tariff Commission (TC)	43,048	-	-	43,048	1.05%
TOTAL	3,640,579	257,321	210,778	4,108,678	
% Share	88.61%	6.26%	5.13%		100%

By Agency
(Total Budget P4,108,678,000)

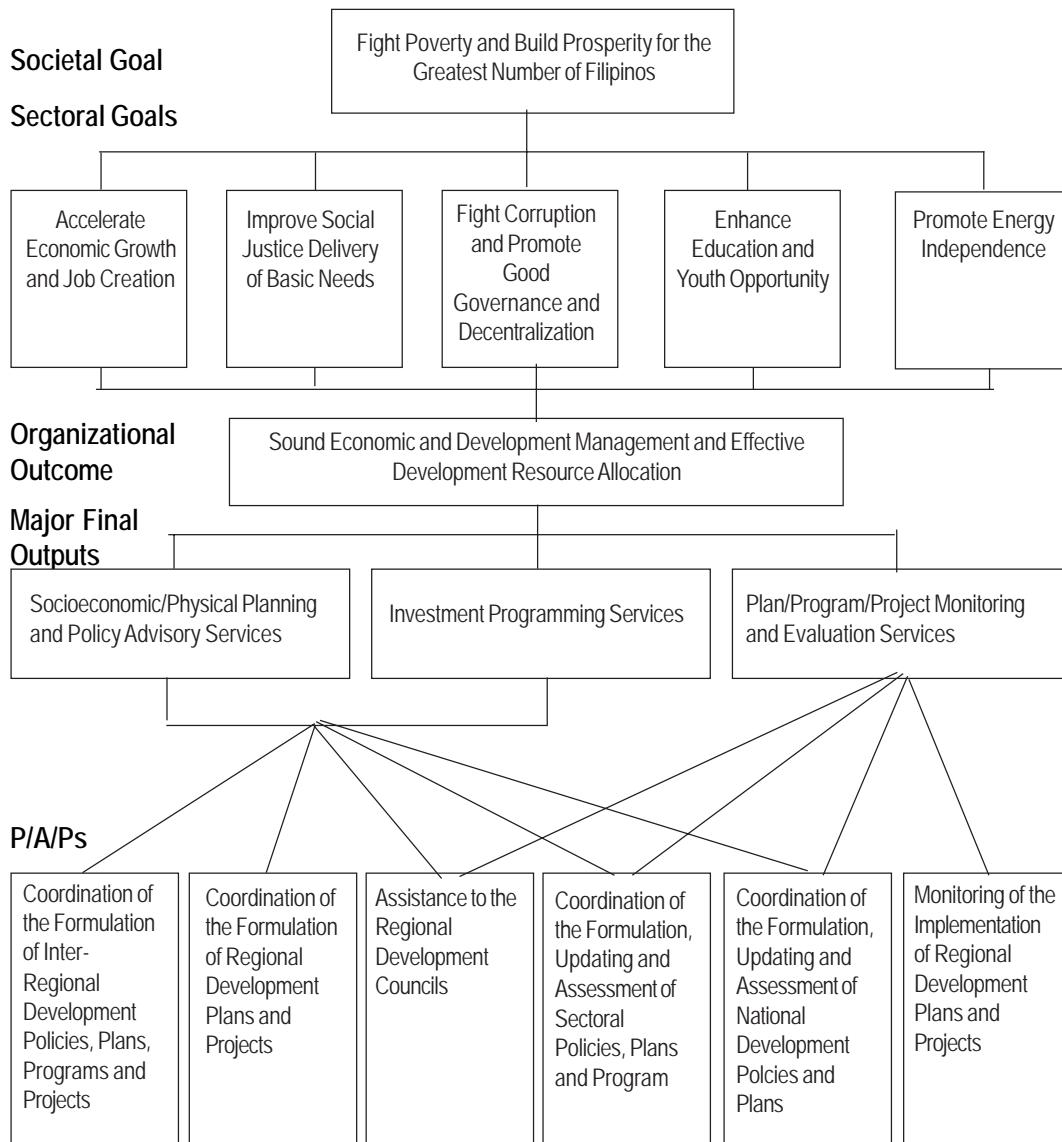


By Agency/By Expense Class
(In thousand pesos)

Particulars	PS	MOOE	CO	TOTAL	% Share
Office of the Director-General	379,859	282,745	29,570	692,174	16.85%
National Statistical Coordination Board	45,019	40,847	1,202	87,068	2.12%
National Statistics Office	608,003	2,562,353	88,339	3,258,695	79.31%
Philippine National Volunteer Service Coordinating Agency	6,598	4,948	-	11,546	.28%
Statistical Research and Training Center	8,292	7,855	-	16,147	.39%
Tariff Commission	23,753	19,295	-	43,048	1.05%
TOTAL	1,071,524	2,918,043	119,111	4,108,678	
% Share	26.08%	71.02%	2.90%		100%

NEDA - Office of the Director-General

LOGICAL FRAMEWORK (NEDA-ODG)



PERFORMANCE MEASURES AND TARGETS
(Amounts in Thousand Pesos)

PARTICULARS	FY 2008	FY 2009	FY 2010
	Actual/Amount	Target/Amount	Target/Amount
MFO 1			
Socioeconomic/Physical Planning and Policy Advisory Services	P226,572	P243,589	P235,621
Number of MTPDP prepared and adopted	Updated MTPDP adopted/finalized	Updated MTPDP adopted/finalized	One successor MTPDP 2010-2016 prepared
Number of policy reviews conducted through the NEDA Board and its Committees and Regional Development Councils			
- SDC/MC-IHDC	Twenty Two (22) policy reviews	At least Twenty (20) policy reviews	At least Twenty (20) policy reviews
- CTRM/IAC on Trade in Services/PCAAC-TBEC	Ten (10) policy reviews	At least five (5) policy reviews	At least five (5) policy reviews
- PCSD	No policy review.	Updated Philippine Agenda 21 adopted	-
- NEDA Board RDCom	Eight (8) policy reviews	At least ten (10) policy reviews	At least ten (10) policy reviews
- NLUC/RLUC	Ten (10) policy reviews	At least eight (8) policy reviews	At least eight (8) policy reviews
- TCFC	Seven (7) requests processed	At least eight (8) requests processed	At least eight (8) requests processed
- RDCs	Six (6) policy reviews and fourteen (14) programs/projects endorsed	At least five (5) policy reviews and fourteen (14) programs/projects endorsed	At least five (5) policy reviews and fourteen (14) programs/projects endorsed
Quarterly forecasts of key macro-economic variables released	Quarterly forecasts released as scheduled	Quarterly forecasts released a week before the official release of the National Income Accounts figures	Quarterly forecasts released a week before the official release of the National Income Accounts figures
Number of Regional and Physical Development Plans prepared and adopted	15 Regional Development Plans adopted/finalized	15 Regional Development Plans adopted/finalized	One successor MTRDP 2010-2016 prepared
Technical assistance extended to requesting parties	100% of requests attended to	100% of requests attended to	100% of requests attended to

PERFORMANCE MEASURES AND TARGETS
(Amounts in Thousand Pesos)

PARTICULARS	FY 2008	FY 2009	FY 2010
	Actual/Amount	Target/Amount	Target/Amount
MFO 2			
Investment Programming Services	P201,675	P249,109	P245,775
Public Investment Plan (PIPs)/CIIP prepared and adopted	Ten (10) policy reviews conducted	2 per Plan Period At least seven (7) policy reviews conducted	2 per Plan Period At least nine (9) policy reviews conducted
- INFRACOM		Technical assistance provided for the conduct of major transport policy studies and researches	Technical assistance provided for the conduct of major transport policy studies and researches
		All submitted contracts reviewed/ acted upon	All submitted contracts reviewed/ acted upon
			At least eight (8) project for Value Engineering
- CIIP	CIIP updated during the 1 st Semester	CIIP updated	CIIP updated
		Initial development of the CIIP Database and Exchange System	Pilot-testing of the CIIP Database and Exchange System
		Technical assistance provided to at least 7 BOT/PPP policy studies	Technical assistance provided to at least 7 BOT/PPP policy studies
Public and/or private resources mobilized in support of PIPs/CIIP	PhP 104.560 B	PhP 75 B per year	PhP 75 B per year
PIPs/CIIP multi-year expenditure requirements formulated and submitted for the medium-term expenditure framework program/project appraisal and evaluation conducted	All necessary requirements/ documents prepared and submitted on time	All necessary requirements/ documents prepared and submitted on time	All necessary requirements/ documents prepared and submitted on time
	58 Project Evaluation Reports (PERs) prepared	50 Project Evaluation Reports (PERs) prepared	50 Project Evaluation Reports (PERs) prepared
Technical assistance extended to requesting parties	100% of requests attended to	100% of requests attended to	100% of requests attended to

PERFORMANCE MEASURES AND TARGETS
(Amounts in Thousand Pesos)

PARTICULARS	FY 2008	FY 2009	FY 2010
	Actual/Amount	Target/Amount	Target/Amount
MFO 3			
Plan/Program/Project Monitoring and Evaluation Services	P193,221	P219,237	P210,778
MTPDP/RDPs goals, strategies, targets monitored and reported	Assessment of updated plan took into consideration first semester 2008 developments	Annual monitoring and reporting carried out according to set schedule	Annual monitoring and reporting carried out according to set schedule
Report on the outcome of the annual ODA portfolio review	Report on the outcome of the 16 th ODA portfolio review was submitted to Congress in July	Report completed and submitted to Congress before June 30 of succeeding year	Report completed and submitted to Congress before June 30 of succeeding year
Number of program/project monitoring and evaluation conducted	30 monitoring and evaluation reports	At least thirty (30) monitoring and evaluation reports limited to financial and physical monitoring	At least thirty (30) monitoring and evaluation reports
Technical assistance extended to requesting parties	100% of requests attended to	100% of requests attended to	100% of requests attended to
TOTAL	P621,468	P711,935	P692,174

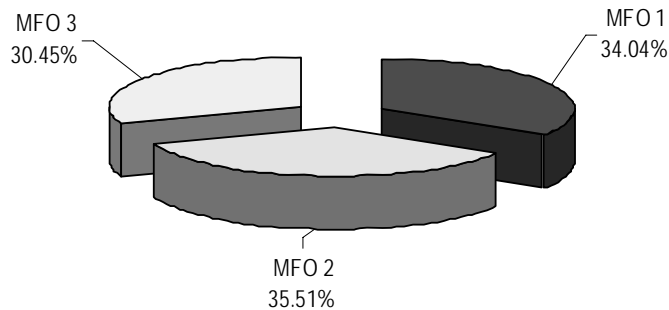
Note: Excludes the amount of P10,666M (FY 2008) and P25M (FY 2009) for the Financial Assistance to Partido Development Administration, a congressional initiative, and P66,514M (FY 2008) for various foreign grants being implemented by LGUs.

FY 2010 MFO BUDGET

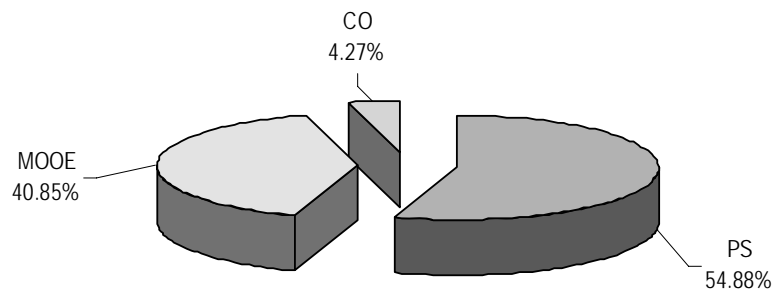
By MFO/By Expense Class (In thousand pesos)

PARTICULARS	PS	MOOE	CO	TOTAL	% Share
MFO 1 Socio-economic/Physical Planning and Policy Advisory Services	122,461	103,170	9,990	235,621	34.04%
MFO 2 Investment Programming Services	135,683	100,402	9,690	245,775	35.51%
MFO 3 Plan/Program/Project Monitoring and Evaluation Services	121,715	79,173	9,890	210,778	30.45%
TOTAL	379,859	282,745	29,570	692,174	
% Share	54.88%	40.85%	4.27%		100%

By MFO (Total Budget = P692,174,000)



By Expense Class (Total Budget = P692,174,000)





National Statistical Coordination Board

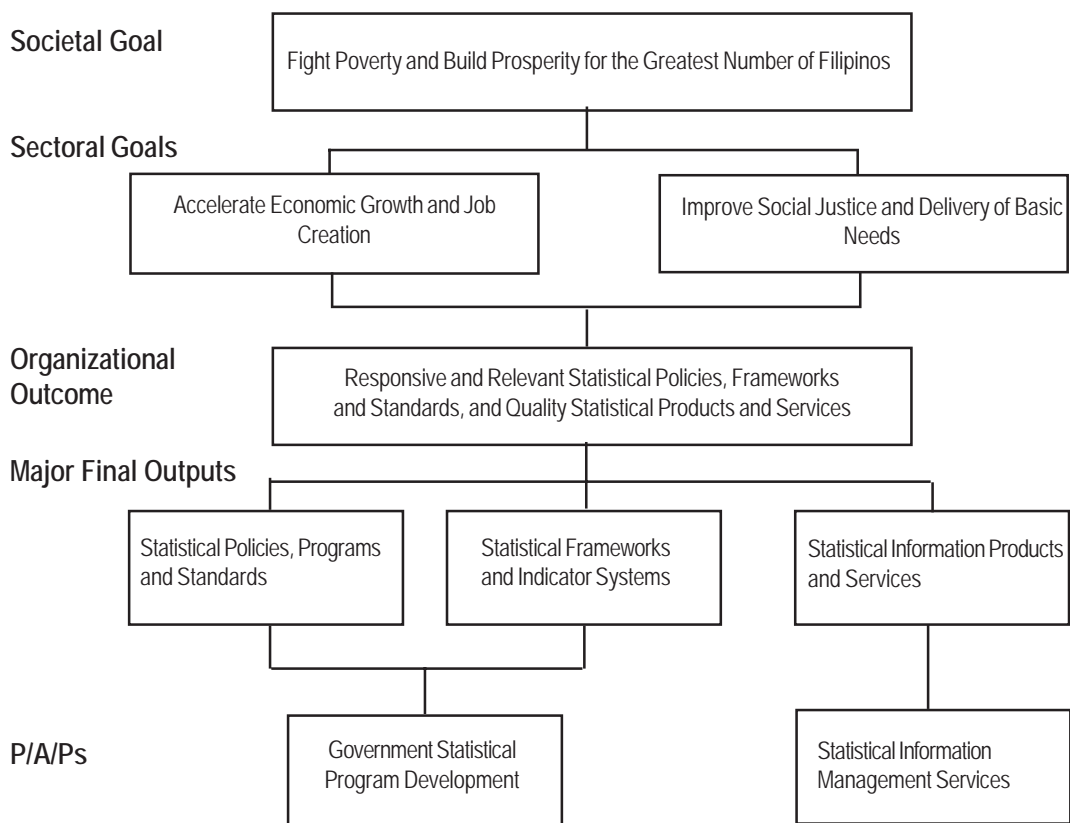
Legal Basis

Executive Order No. 121 (January 30, 1987) reorganized and strengthened the Philippine Statistical System (PSS), creating thereby the National Statistical Coordination Board (NSCB).

Mandate

The National Statistical Coordination Board (NSCB) serves as the country's highest policy-making and coordinating body on statistical matters.

LOGICAL FRAMEWORK (NSCB)



PERFORMANCE MEASURES AND TARGETS

(Amounts in Thousand Pesos)

Particulars	FY 2008	FY 2009	FY 2010
	Actual/Amount	Target/Amount	Target/Amount
MFO 1			
Statistical Policies, Programs and Standards	29,272	30,854	31,219
No. of statistical policies issued and monitored	21	20	20
No. of statistical programs/mechanisms and standards implemented/prescribed, monitored:			
Programs/ Mechanisms	200	200	200
Standards	7	7	7
No. of statistics designated	60	60	60
No. of surveys cleared and granted clearance	23	15	15
MFO 2			
Statistical Frameworks and Indicator Systems	36,798	38,033	36,449
No. of statistical frameworks developed, maintained, improved and monitored	21	16	16
No. of statistical methodologies developed, maintained, updated	21	18	18
Timeliness of data release:			
Quarterly national accounts	60 days	60 days	60 days
Annual regional accounts	6 mos.	6 mos.	6 mos.
Poverty thresholds	n/a	n/a	n/a
Input-Output tables	n/a	n/a	n/a
MFO 3			
Statistical Information Products and Services	17,563	18,089	19,400
No. of statistical products developed/updated/ disseminated and offered services:			
products developed	2	2	2
publications disseminated	32	28	28
services offered	7	6	6
No. of clients served via telephone, email, library and web-based/on-line statistical information services, including international questionnaires and data queries:			
Clients served	12,528	7,500	7500
Data inquiries responded to	5,629	4,500	4500
Questionnaires accomplished	40	35	35
No. of website pageviews	8,823,105	6,500,000	6,500,000
Average rating of clients and stakeholders on NSCB products and services	Above Average	Above Average	Above Average
TOTAL	83,633	86,976	87,068

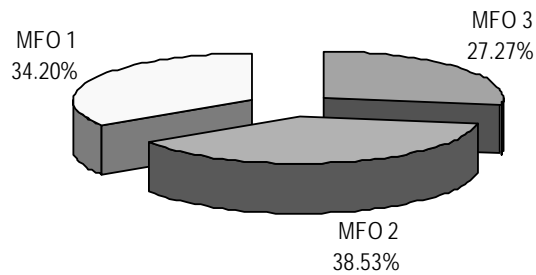
Note : FY 2008 Actual Amount excludes releases to Capital Outlay (P4.787M) and other SPFs (ICF & PGF - 2.082M).

FY 2010 MFO Budget

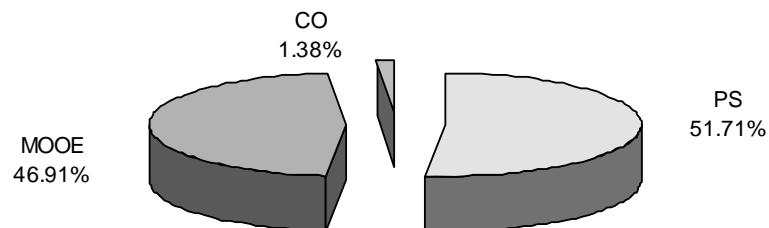
By MFO/By Expense Class (In thousand pesos)

Particulars	PS	MOOE	CO	Total	% Share
MFO 1 Statistical Policies, Programs and Standards	15,441	14,337	-	29,778	34.20%
MFO 2 Statistical Frameworks and Indicator Systems	18,638	14,909	-	33,547	38.53%
MFO 3 Statistical Information Products and Services	10,940	11,601	1,202	23,743	27.27%
TOTAL	45,019	40,847	1,202	87,068	
% Share	51.71%	46.91%	1.38%		100.00%

By MFO (Total Budget = P87,068,000)



By Expense Class (Total Budget = P87,068,000)





National Statistics Office

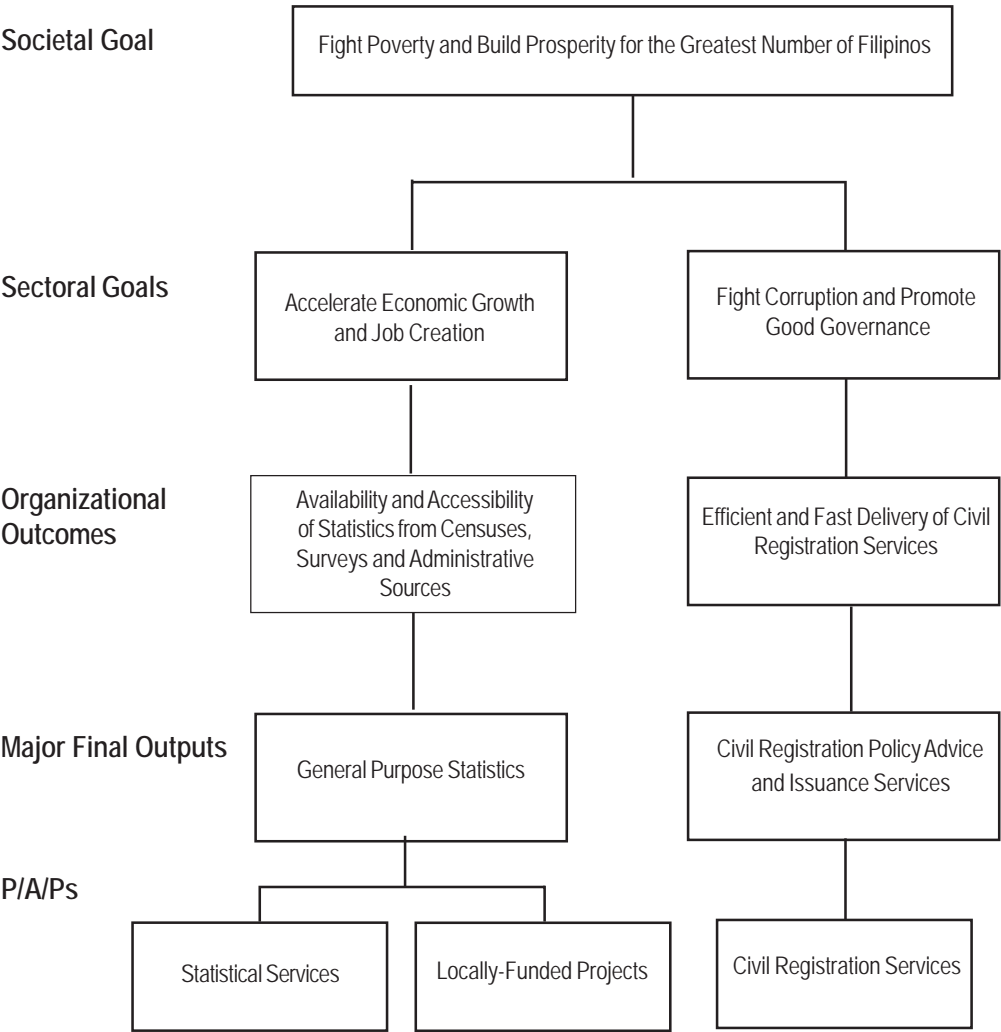
Legal Basis

- **Commonwealth Act No. 591** (August 19, 1940) created the National Statistics Office (NSO) as the Bureau of Census and Statistics (BCS).
- **Executive Order No. 314** (January 1, 1941) transferred to the BCS the powers and functions of other statistical agencies such as the Division of Labor Statistics (Department of Labor) and the Vital Statistics Section of the Bureau of Health (Department of Instruction).
- **Presidential Decree No. 418** (March 20, 1974) reconstituted the BCS into the National Census and Statistics Office (NCSO) under the administrative supervision of the National Economic and Development Authority (NEDA).
- **Executive Order No. 121** (January 30, 1987), "Reorganizing and Strengthening the Philippine Statistical System and for Other Purposes", renamed the NCSO to National Statistics Office (NSO) and placed it under the administrative supervision of the Office of the President.
- **Executive Order No. 149** (December 28, 1993) transferred back the NSO to NEDA, placing it under NEDA's administrative supervision for effective policy and program coordination and integration.
- **Executive Order No. 5** (October 23, 1999) mandated the "Strengthening of the National Statistics Office" through decentralization of statistics generation activities, transformation of Central Office units into more developmental planning and evaluation units, and increased application of information technology in its operations.

Mandate

The National Statistics Office (NSO) is responsible for collecting, compiling, classifying, producing, publishing and disseminating general-purpose statistics and for carrying out and administering the provisions of the Civil Registry Law.

LOGICAL FRAMEWORK (NSO)



PERFORMANCE MEASURES AND TARGETS
(Amounts in Thousand Pesos)

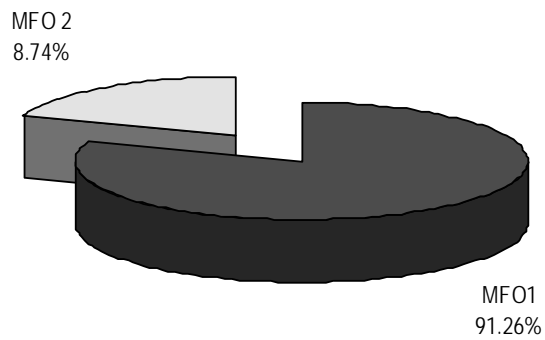
Particulars	FY 2008	FY 2009	FY 2010
	Actual/Amount	Target/Amount	Target/Amount
MFO 1			
General Purpose Statistics	P1,021,140	P1,162,032	P2,973,773
Timely release of statistical tables	158,539	118,441	136,958
Timely release of press releases	78	81	81
Timely release of special releases/publications	92	279	72
MFO 2			
Civil Registration Policy Advice and Issuance Services	P313,635	P279,875	P284,922
Issuance of certified copies/certifications/ authentications			
Percentage of converted documents released within one day to total converted requests	94%	95%	95%
Percentage of unconverted documents released within 15 working days to total unconverted requests	data not available	90%	90%
Percentage of Certificate of No Marriage (CENOMAR) released within 5 days to total CENOMAR requests	83%	80%	80%
Percentage of RA 9048 petitions released within a month to total petitions received.	93%	80%	80%
Average customer satisfaction rating	64%	60%	60%
TOTAL	P1,334,775	P1,441,907	P3,258,695

FY 2010 MFO BUDGET

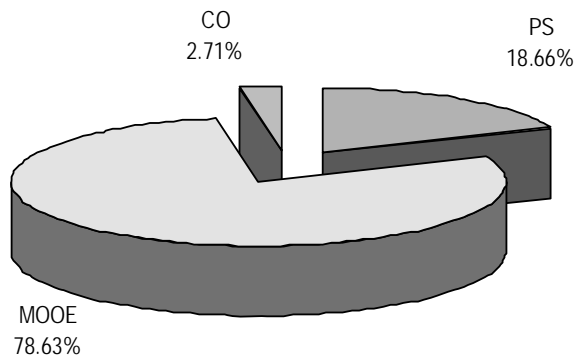
By MFO/By Expense Class (In thousand pesos)

Particulars	PS	MOOE	CO	TOTAL	% Share
MFO 1 General Purpose Statistics	414,405	2,471,029	88,339	2,973,773	91.26%
MFO 2 Civil Registration Policy Advice and Issuance Services	193,598	91,324	-	284,922	8.74%
TOTAL	608,003	2,562,353	88,339	3,258,695	
% Share	18.66%	78.63%	2.71%		100.00%

By MFO (Total Budget = P3,258,695,000)



By Expense Class (Total Budget = P3,258,695,000)





Philippine National Volunteer Service Coordinating Agency

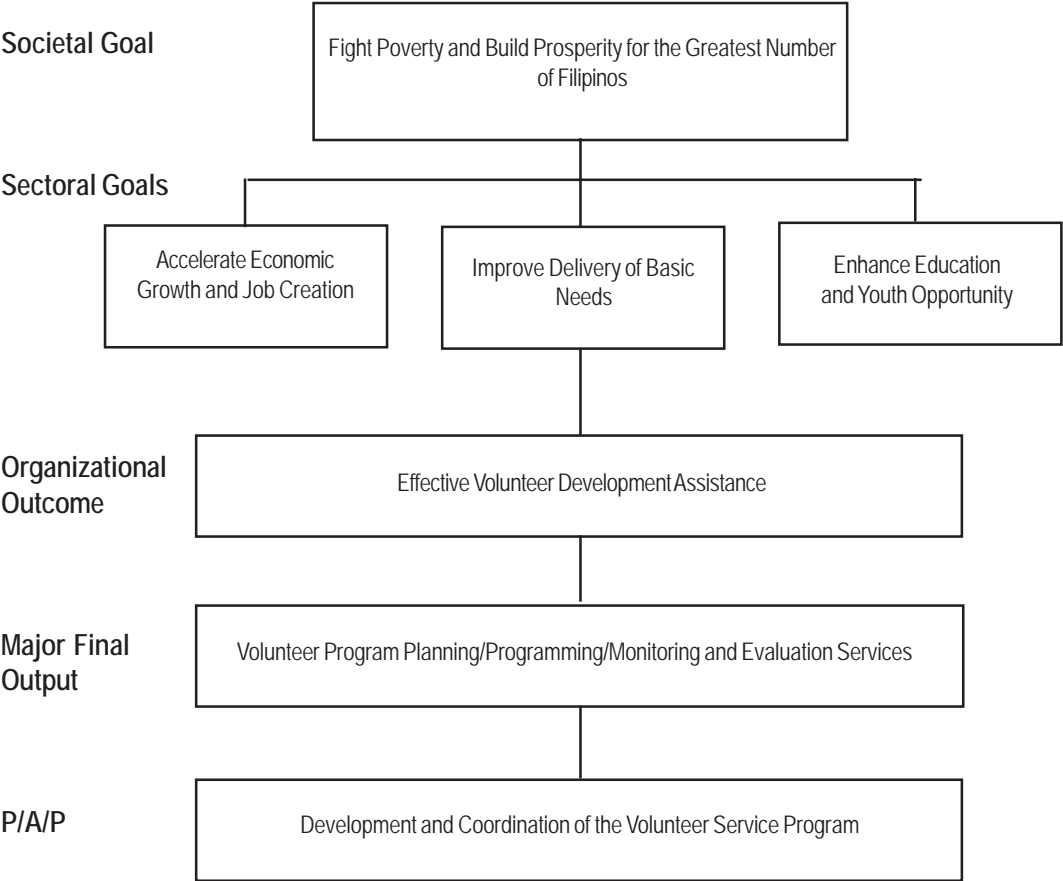
Legal Basis

- **Executive Order No. 635** (December 12, 1980) created the Philippine National Volunteer Service Coordinating Agency (PNVSCA).
- **Executive Order No. 708** (July 17, 1981) attached the PNVSCA to the National Economic and Development Authority (NEDA).
- **Republic Act No. 9418** (April 10, 2007), or the "Volunteer Act of 2007", institutionalized a strategy for rural development and strengthened volunteerism.

Mandate

The Philippine National Volunteer Service Coordinating Agency (PNVSCA) formulates guidelines and policies, and organizes and coordinates volunteer service programs in the country.

LOGICAL FRAMEWORK (PNVSCA)



PERFORMANCE MEASURES AND TARGETS
(Amounts in Thousand Pesos)

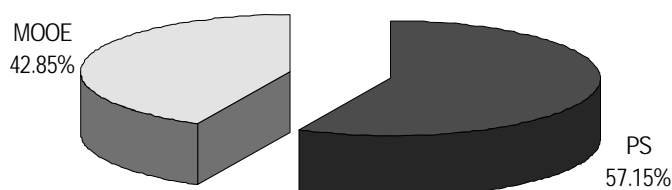
Particulars	FY 2008	FY 2009	FY 2010
	Actual/Amount	Target/Amount	Target/Amount
MFO Volunteer Program Planning/ Programming/Monitoring and Evaluation Services	P 11,404	P11,885	P11,546
No. of stakeholders served by the volunteer program			
Volunteer sending organizations	13	13	13
Local partner organizations	417	375	375
Client impact satisfaction	85%	85%	85%
Total	P11,404	P11,885	P11,546

FY 2010 MFO BUDGET

By MFO/By Expense Class
(In thousand pesos)

Particulars	PS	MOOE	CO	TOTAL	% Share
MFO Volunteer program planning/programming/monitoring and evaluation services	6,598	4,948	-	11,546	100.00%
% Share	57.15%	42.85%			100.00%

By Expense Class
(Total Budget = P11,546,000)





Statistical Research and Training Center

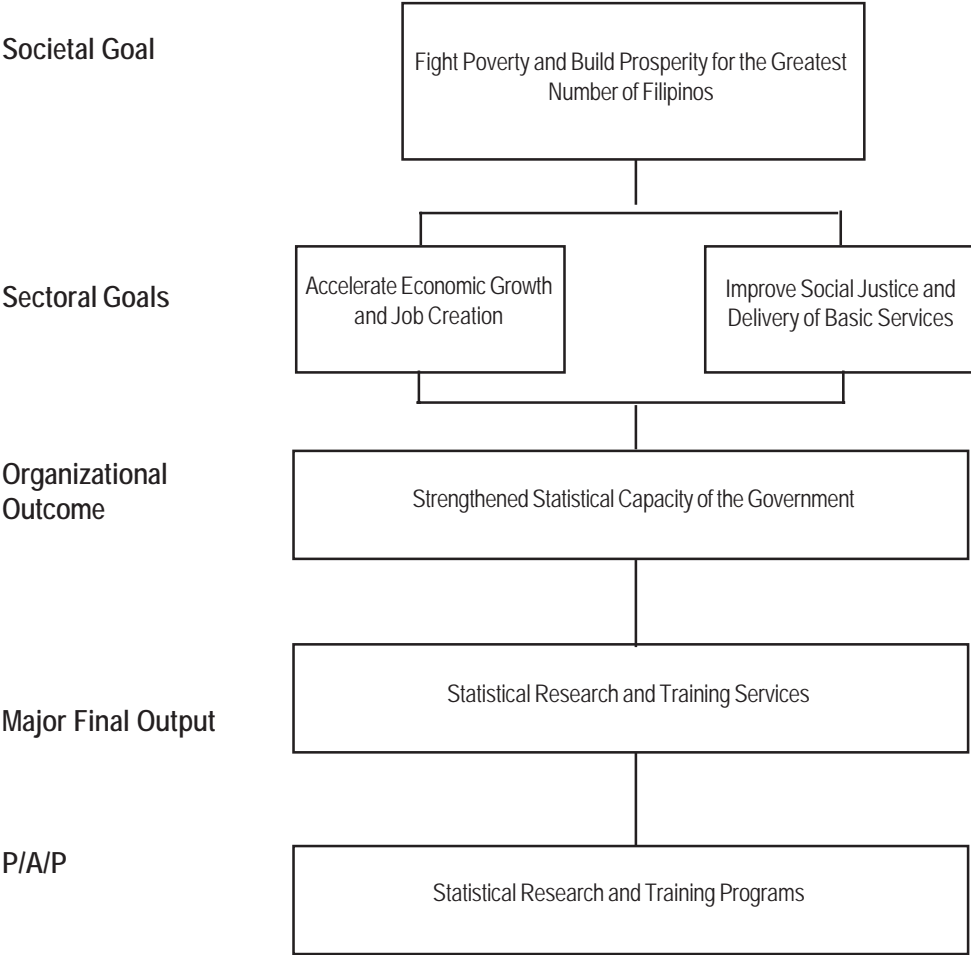
Legal Basis

- **Executive Order No. 121** (January 30, 1987) created the Statistical Research and Training Center (SRTC) under the Office of the President.
- **Executive Order No. 149** (December 28, 1993) transferred the SRTC to the National Economic and Development Authority (NEDA) as an attached agency for policy, program coordination and administrative supervision.

Mandate

The Statistical Research and Training Center (SRTC) is the research and training arm of the Philippine Statistical System (PSS). It sets the direction for statistical manpower development as well as for the statistical research and development in the country by improving the quality of statistical information generated by the PSS through conduct of high quality and responsive statistical research and training.

LOGICAL FRAMEWORK (SRTC)



PERFORMANCE MEASURES AND TARGETS
(Amounts in Thousand Pesos)

Particulars	FY 2008	FY 2009	FY 2010
	Actual/Amount	Target/Amount	Target/Amount
MFO			
Statistical Research and Training Services	P15,486	P13,765	P16,147
Number of training conducted	52	35	40
Number of training participants	1,090	700	825
Number of pre- and post-evaluation conducted	2 per participants or 2,180	2 per participants or 1,400	2 per participants or 1,650
Number of research outputs institutionalized over number of research outputs	5:5	5:5	7:7
Client satisfaction on training conducted	100%	100%	100%
TOTAL	P15,486	P13,765	P16,147

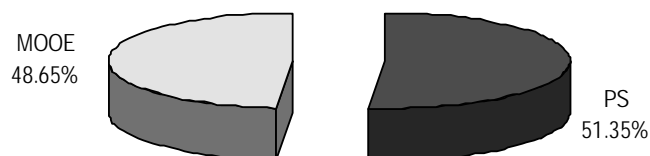
Note: FY 2008 and FY 2009 figures excludes the amount of P20 Million pertaining to the additional government contribution to the agency's Endowment Fund

FY 2010 MFO BUDGET

By MFO/By Expense Class
(In thousand pesos)

Particulars	Personal Services	MOOE	Capital Outlay	Total	% Share
MFO					
Statistical Research and Training Services	8,292	7,855	-	16,147	100.00%
% Share	51.35%	48.65%	-		100.00%

By Expense Class
(Total Budget = P16,147,000)





Tariff Commission

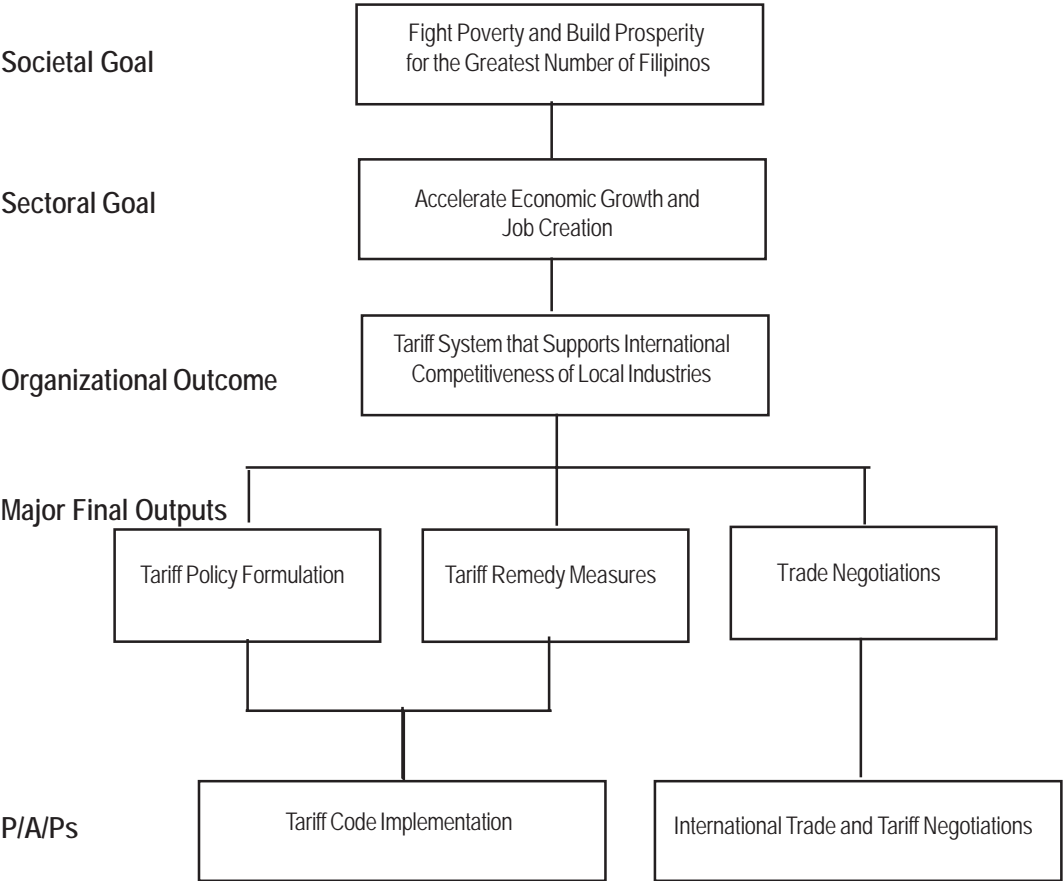
Legal Basis

- **Republic Act No. 1937** (June 22, 1957), or the Tariff and Customs Code of the Philippines, mandated the Tariff Commission as the sole agency to administer the tariff law.
- **Republic Act No. 8751** (August 7, 1999), or the Countervailing Duty Act of 1999, mandated the Commission to investigate and decide cases of actionable subsidization by foreign countries.
- **Republic Act No. 8752** (August 12, 1999), or the Anti-Dumping Act of 1999, mandated the Commission to investigate and decide dumping cases.
- **Executive Order No. 143** (August 21, 1999) instituted effective operational mechanism and strategies in the Tariff Commission, thereby strengthening its functions.
- **Republic Act No. 8800** (July 19, 2000), or the Safeguard Measures Act of 2000, mandated the Commission to investigate import surge as the substantial cause of serious injury to the domestic industry under fair trade conditions.

Mandate

The Tariff Commission develops, formulates, and recommends tariff policies and programs consistent with national economic objectives, and enforces and administers the provisions of the Tariff and Customs Code.

LOGICAL FRAMEWORK (TC)



PERFORMANCE MEASURES AND TARGETS
(Amounts in Thousand Pesos)

Particulars	FY 2008	FY 2009	FY 2010
	Actual/Amount	Target/Amount	Target/Amount
MFO 1			
Tariff Policy Formulation	16,359	19,331	15,889
Number of petitions/applications filed for tariff modification/ import duty investigations under Sections 401 (Flexible Clause) and for tariff classification under Sec. 1313-A of the Tariff and Customs Code	20	18	18
Issuance of binding tariff classification ruling; timely preparation of draft Executive Orders to implement approved Sections 401 petitions and tariff schedules	157	200	200
Submission of position papers/comments accepted by the Office of the President, both Houses of Congress, and other entities on tariff matters being discussed in domestic and international fora over number of studies conducted	48	20	20
Number of intensified conduct of continuing program of advocacy and public information/education on the new developments in international trade and tariff policy	16	16	20
Number of studies prepared and disseminated	25	20	20
MFO 2			
Trade Remedy Measures	13,706	16,256	13,362
Number of petitions/applications filed for tariff concessions	2	6	6
Number of safeguard cases investigated and final report	2	8	8
MFO 3			
Trade Negotiations	14,148	16,780	13,797
Number of public hearings/consultations on tariff concession under Sec. 402 of Tariff Code	12	16	16
Number of representation/participation in multilateral/bilateral trade negotiations/meetings	30	24	24
Adoption of technical advice on Philippine position/recommendation for international trade and tariff	20	14	14
TOTAL	44,213	52,367	43,048

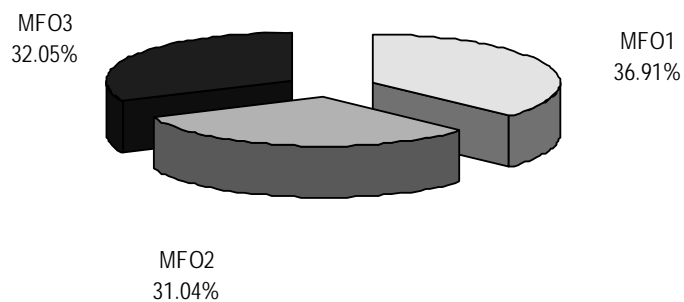
Note: FY 2008 excludes release for Capital Outlay (P1 Million) and from PGF (P16,188,000)

FY 2010 MFO BUDGET

By MFO/By Expense Class (In thousand pesos)

Particulars	PS	MOOE	CO	TOTAL	% SHARE
MFO 1: Tariff Policy Formulation	8,768	7,121	-	15,889	36.91%
MFO 2: Trade Remedy Measures	7,373	5,989	-	13,362	31.04%
MFO 3: Trade Negotiations	7,612	6,185	-	13,797	32.05%
TOTAL	23,753	19,295		43,048	
% SHARE	55.18%	44.82%			100%

By MFO (Total Budget = P43,048,000)



By Expense Class (Total Budget = P43,048,000)

