



## National Wages and Productivity Commission

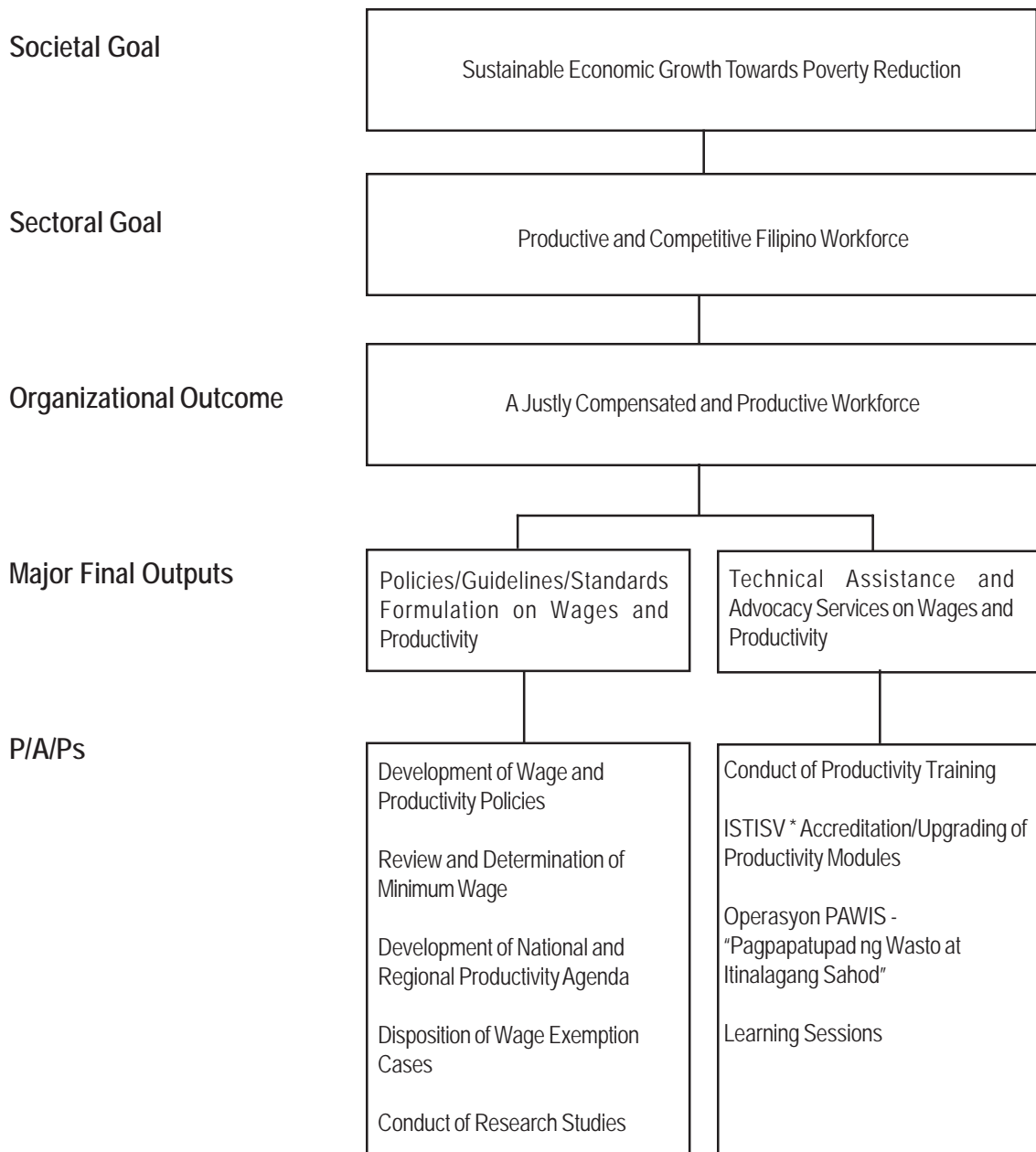
### Legal Basis

**Republic Act No. 6727** (July 1, 1989), Wage Rationalization Act of 1989, created the National Wages and Productivity Commission (NWPC) and the Regional Tripartite Wages and Productivity Boards (RTWPBs).

### Mandate

The National Wages and Productivity Commission (NWPC) develops policies and guidelines on wages, incomes, and productivity. It exercises technical and administrative supervision over the RTWPBs which implement the wages, incomes, and productivity policies and programs in their respective regions.

LOGICAL FRAMEWORK (NWPC)



\* Industrious, Systematic, Time-conscious, Innovative, Strong Value for work

**PERFORMANCE MEASURES AND TARGETS**  
(Amounts in Thousand Pesos)

Particulars	FY 2008	FY 2009	FY 2010
	Amount/Actual	Amount/Target	Amount/Target
<b>MFO 1</b>			
<b>Policies/Guidelines/Standards Formulation on Wages and Productivity</b>	70,441	84,542	83,287
<i>Development of Wage &amp; Productivity Policies</i>			
No. of technical papers prepared and/or policies developed/recommended/adopted	6	6	6
<i>Minimum Wage Review and Determination</i>			
No. of Regional Wage-Price situationer reports submitted	64	64	64
No. of Wage Orders (WOs) & Implementing Rules issued	17	16	16
National consultation/conference on wages and productivity conducted	1	1	1
<i>Development and Monitoring of National and Regional Productivity Agenda of the NHRC</i>			
Productivity Agenda developed and monitored	Documentations finalized and endorsed to co-convenors for comments	Agenda developed	Agenda monitored
<i>Disposition of Wage Exemption Cases</i>			
Disposition Rate on:			
-Wage exemption cases filed with the regional boards	100% (564 Applications)	85%	85%
-Appeals on WO/exemption filed with the Commission	100% (21 Appeals)	85%	85%
Percentage of wage exemption cases processed within the reglementary period	33%	20%	20%
<i>Conduct of Research Studies</i>			
No. of research studies/reports conducted/ completed and submitted	5	5	5
<b>MFO 2</b>			
<b>Technical Assistance and Awareness Raising/ Capability-Building Services for Workers and Employers on Wages and Productivity</b>	47,563	49,517	50,673
<i>Technical Assistance</i>			
<i>Productivity Training/Orientation</i>			
-No. of MSMEs provided with productivity training programs/orientations	6,060	6,000	6,200
-No. of MSMEs provided with technical assistance on productivity improvement/installation of PIPs	48	80	80
<i>Productivity Olympics</i>			
-No. of awards given	7	9	9
<i>Learning Sessions on Wages and Productivity</i>			
-No. of sessions conducted	12	12	12
-No. of participants	800	600	600
<i>Operation PAWIS (Pagpapatupad ng Wasto at Itinalagang Sahod)</i>			
-No. of clients reached thru advocacy services	256,266	200,000	200,000
<i>Non-Wage Benefits for Workers</i>			
-No. of diskwento caravans organized/pledging sessions facilitated (nationwide)	30	176	176

Particulars	FY 2008	FY 2009	FY 2010
	Amount/Actual	Amount/Target	Amount/Target
<i>Program Development</i>			
<i>Service Quality for Key Employment Generators (KEGs) (Hotel and Restaurant Industry)</i>			
-Program design/module developed	Modules developed/ training manuals prepared, advanced trainer's training conducted project document finalized	Program developed/ implemented	Program evaluated
<i>ISTISV Accreditation Program</i>			
-No. of trainers accredited	New indicator	25	100
<i>E-Learning Center on Productivity for Workers and Entrepreneurs</i>			
-E-Learning Center established/launched	E-Learning center established	E-Learning center expanded	E-Learning center expanded
-No. of inter-active productivity modules developed	2	2	2
<b>TOTAL</b>	<b>118,004</b>	<b>134,059</b>	<b>133,960</b>

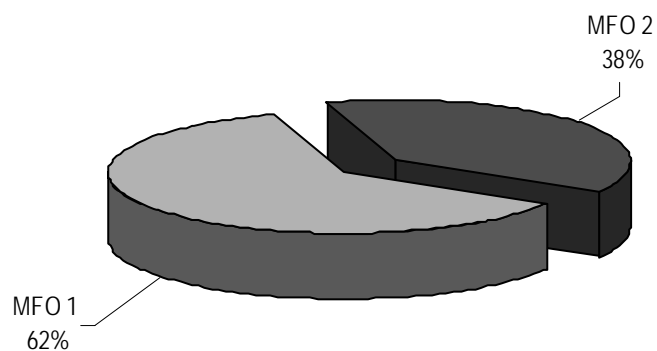
## FY 2010 MFO BUDGET

### By MFO/By Expense Class

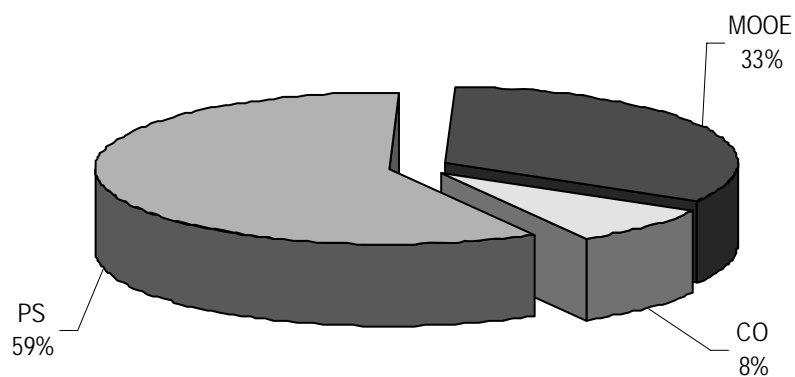
(In thousand pesos)

Particulars	PS	MOOE	CO	TOTAL	% Share
<b>MFO 1 :</b> Policies/Guidelines/ Standards Formulation on Wages and Productivity	49,502	27,202	6,583	83,287	62%
<b>MFO 2 :</b> Technical Assistance and Advocacy Services on Wages and Productivity	29,074	17,390	4,209	50,673	38%
<b>TOTAL</b>	<b>78,576</b>	<b>44,592</b>	<b>10,792</b>	<b>133,960</b>	<b>100%</b>
<b>% Share</b>	<b>59%</b>	<b>33%</b>	<b>8%</b>	<b>100%</b>	

**By MFO**  
(Total Budget = P133,960,000)



**By Expense Class**  
(Total Budget = P133,960,000)





## Philippine Overseas Employment Administration

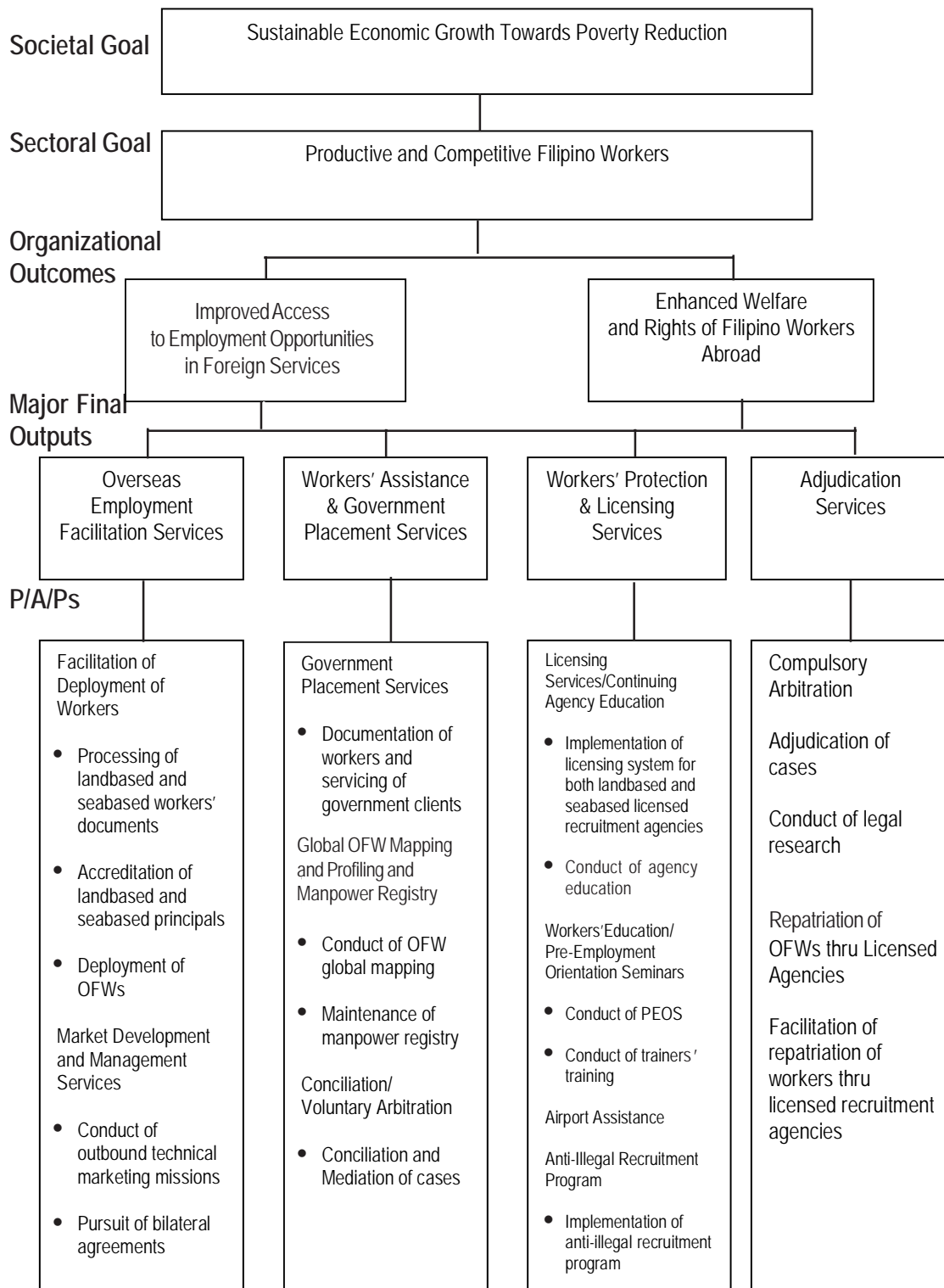
### Legal Basis

- **Executive Order No. 797** (May 1, 1982) created the Philippine Overseas Employment Administration (POEA) by integrating under it the functions of the Overseas Employment Development Board, the National Seamen Board, and the overseas employment functions of the Bureau of Employment Service.
- **Executive Order No. 247** (July 24, 1987) reorganized the POEA and expanded its powers and functions to enhance its effectiveness in responding to changing market and economic conditions and to strengthen the worker protection and regulation components of the overseas employment program.
- **Republic Act No. 8042** (June 7, 1995), Migrant Workers and Overseas Filipinos Act of 1995, instituted policies on overseas employment and established a higher standard of protection and promotion for the welfare of migrant workers, their families, and overseas Filipinos in distress.
- **Republic Act No. 9422** (April 10, 2007) amended RA 8042 and strengthened POEA's regulatory functions, expanding its duties to include providing information on the human rights of workers and ensuring that the development of OFWs are restricted to countries with whom the Philippines has bilateral agreements.

### Mandate

The Philippine Overseas Employment Administration (POEA) is mandated to manage the country's overseas employment program.

# LOGICAL FRAMEWORK (POEA)



## PERFORMANCE MEASURES AND TARGETS

(Amounts in Thousand Pesos)

Particulars	FY 2008	FY 2009	FY 2010
	Amount/Actual	Amount/Target	Amount/Target
<b>MFO 1</b>			
<b>Overseas Employment Facilitation Services</b>	<b>75,069</b>	<b>79,654</b>	<b>77,080</b>
Facilitation of Deployment of Workers to Global Market			
No. of employment contracts processed	1,464,295	1,400,000	1,470,000
No. of workers deployed	1,236,013	1,000,000	1,000,000
No. of foreign principals accredited/registered	20,953	20,000	20,000
No. of job orders approved	637,476	635,776	635,776
<b>MFO 2</b>			
<b>Workers' Assistance and Government Placement Services</b>	<b>73,793</b>	<b>75,370</b>	<b>71,567</b>
Government Placement Services			
No. of workers placed thru govt. hiring facility	4,104	5,000	5,000
Global OFW Mapping and Profiling Manpower Registry			
No. of country destinations completed for OFW mapping and profiling	36	40	40
No. of worker applicants registered	123,970	92,000	92,000
No. of skills/manpower profiled	22,143	15,000	20,000
No. of jobs fair facilitated	1,192	200	200
Conciliation Services			
No. of cases disposed	2,607	3,600	3,600
Disposition rate	97%	97%	97%
<b>MFO 3</b>			
<b>Workers' Protection and Licensing Services</b>	<b>72,767</b>	<b>76,065</b>	<b>72,091</b>
Licensing Program/Continuing Agency Education Program			
No. of new agencies issued license	82	82	66
No. of renewed licenses	708	123	234
Pre-employment Orientation Program/Employment Regulation Services			
No. of PEOS conducted	1,235	800	800
No. of participants attended	61,582	50,000	50,000
No. of PEOS trainers trained in line with IR Free LGUs	394	300	200
No. of AIR regional seminars conducted	15	15	12
Number of pre-departure orientation seminar conducted	1,139	400	400
No. of workers attended Pre-Departure Orientation Seminar	34,059	24,000	18,000



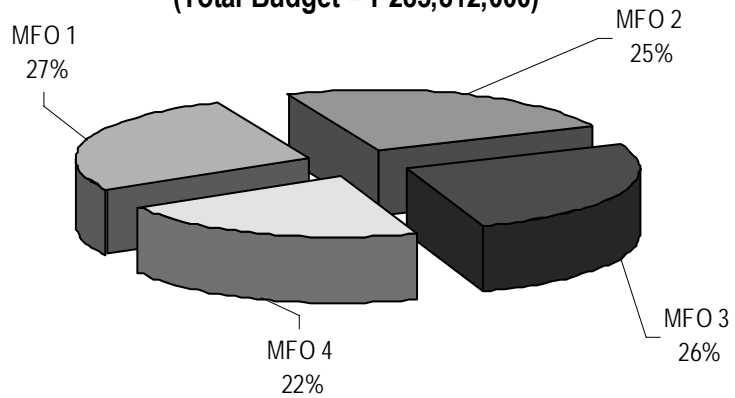
Particulars	FY 2008	FY 2009	FY 2010
	Amount/Actual	Amount/Target	Amount/Target
Anti-Illegal Recruitment Program			
No. of IR victims assisted	857	1,400	1,400
No. of surveillance operations conducted	94	100	100
No. of illegal recruitment establishment closed	10	20	20
No. of suspected illegal recruiters arrested	98	50	50
No. of IR cases filed for preliminary investigation	310	300	300
<b>MFO 4</b>			
<b>Adjudication Services</b>	<b>63,332</b>	<b>64,457</b>	<b>63,074</b>
Compulsory Arbitration			
No. of cases disposed	3,554	3,650	3,650
Disposition Rate	54%	60%	60%
Repatriation of OFWs thru Licensed Agencies			
No. of requests for repatriation acted upon	2,204	2,000	2,000
Compliance rate of licensed agencies	100%	100%	100%
<b>Total</b>	<b>284,961</b>	<b>295,546</b>	<b>283,812</b>

## FY 2010 MFO BUDGET

### By MFO/By Expense Class (In thousand pesos)

Particulars	PS	MOOE	CO	Total	% Share
<b>MFO 1:</b> Overseas Employment Facilitation Services	43,178	29,072	4,830	<b>77,080</b>	<b>27%</b>
<b>MFO 2:</b> Workers' Assistance and Government Placement Services	30,096	36,641	4,830	<b>71,567</b>	<b>25%</b>
<b>MFO 3:</b> Workers' Protection and Licensing Services	40,662	26,600	4,829	<b>72,091</b>	<b>26%</b>
<b>MFO 4:</b> Adjudication Services	32,468	25,777	4,829	<b>63,074</b>	<b>22%</b>
<b>TOTAL</b>	<b>146,404</b>	<b>118,090</b>	<b>19,318</b>	<b>283,812</b>	<b>100%</b>
<b>% SHARE</b>	<b>51%</b>	<b>42%</b>	<b>7%</b>	<b>100%</b>	

**By MFO**  
(Total Budget = P283,812,000)



**By Expense Class**  
(Total Budget = P283,812,000)

