



DEPARTMENT OF JUSTICE

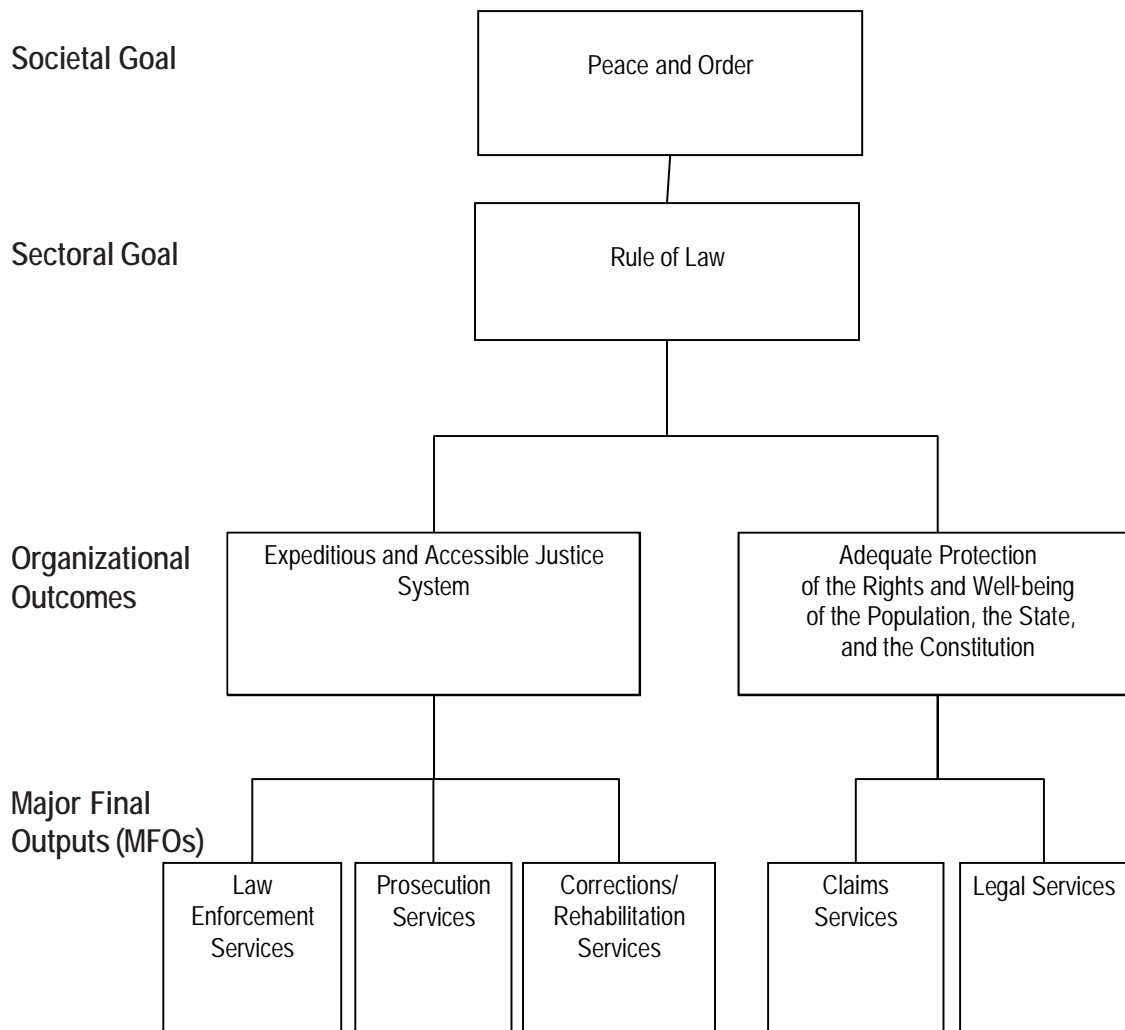
Legal Basis

- **Executive Act of 1898** (September 26, 1898) established the Department of Justice (DOJ) under the Philippine Revolutionary Government of General Emilio Aguinaldo.
- **Civil Service Act of 1901** (September 1, 1901) created the Department of Justice and Finance from the former Office of the Attorney General established by the Americans in lieu of the DOJ under the Aguinaldo Government.
- **Reorganization Act No. 2666** (November 18, 1916) established the DOJ as a separate entity from the Department of Finance.
- **The Philippine Constitution of 1987** (February 7, 1987) reestablished the DOJ (which was a Commission under the Japanese Government in 1942) as a Ministry under martial law (1973 to 1980) until 1986 (EDSA Revolution).
- **Executive Order No. 292** (July 25, 1987), the Administrative Code of 1987, prescribed the mandate, powers and functions, and organizational structure of the DOJ, including those of its constituent units.
 - > Office of the Secretary (OSEC)
 - > Bureau of Corrections (BUCOR)
 - > Bureau of Immigration (BI)
 - > Commission on the Settlement of Land Problems (COSLAP)
 - > National Bureau of Investigation (NBI)
 - > Office of the Government Corporate Counsel (OGCC)
 - > Office of the Solicitor General (OSG)
 - > Parole and Probation Administration (PPA)
 - > Public Attorney's Office (PAO)

Mandate

The Department of Justice (DOJ) acts as the principal law agency and legal counsel of the government. It upholds the rule of law and ensures the effective and efficient administration of justice.

LOGICAL FRAMEWORK (DOJ)



Note: The DOJ department-wide logframe and Performance Indicators and Targets exclude those of the Presidential Commission on Good Government (PCGG) as a newly attached agency of the DOJ by virtue of E.O. 643 dated July 27, 2007.

PERFORMANCE MEASURES AND TARGETS
(Amounts in Thousand Pesos)

Particulars	FY 2008	FY 2009	FY 2010
	Actual/Amount	Target/Amount	Target/Amount
MFO 1			
Law Enforcement Services	1,180,597	1,178,430	1,177,897
Investigation, detection, and immigration cases acted upon			
Registration transactions processed (BI)	121,007	100,740	122,774
Immigration transactions processed (BI)	7,300,824	5,847,631	7,300,824
Requests for technical/scientific/forensic services, clearance, and criminal records acted upon (NBI)			
Requests for services completed within specified time	95%	96%	96%
Application for clearance processed within specified time	100%	100%	100%
Processing of alien registration and immigration transactions (BI)			
Intelligence cases processed	1,229	1,225	1,354
MFO 2			
Prosecution Services	2,095,531	2,116,494	2,093,088
Investigation of criminal cases (OSEC)			
Disposition rate	75%	76%	76%
Prosecution of criminal cases for trial in court (OSEC)			
Investigated cases filed in court/cases handled	430,780	430,000	430,000
Protection, security, and benefit services for witnesses (OSEC)			
Percent of requests/applications acted upon	98%	100%	98%
Number of witnesses covered	498	570	570
MFO 3			
Corrections/Rehabilitation Services	1,619,529	1,804,119	1,798,096
Inmate rehabilitation programs made available (BUCOR)			
Number of rehabilitation programs	6	6	6
Inmate livelihood/employment (BUCOR)			
Employment rate	29%	30%	29%
Inmate escape incidents (BUCOR)			
Reduction rate of escape incidents/escapees	100%	100%	100%
Confiscations/apprehensions of prison contrabands (BUCOR)			
Reduction in the rate of apprehension			114
Provision of inmates' basic needs (BUCOR)			
Number of prisoners	34,547	37,604	36,614
Prison congestion in NBP (BUCOR)			
Number of prisoners transferred to penal farms	4,808	5,288	5,816
Executive clemency and parole cases/requests/reports relative to supervision of parolees and pardonees acted upon (OSEC)			
Prisoners evaluated for release on parole and recommendations for Executive Clemency			
Disposition rate	92%	92%	92%
Resolutions issued within 30 days from date of Board meeting	100%	100%	100%

Particulars	FY 2008	FY 2009	FY 2010
	Actual/Amount	Target/Amount	Target/Amount
Petitions (for probation investigation submitted to courts, pre-parole/executive clemency submitted to Board of Pardons and Parole, and suspended sentence of first time minor drug offenders submitted to Dangerous Drugs Board) acted upon (PPA)			
Disposition rate	91.47%	90.00%	90.00%
Percentage of courts/BPP decisions which sustained the recommendations of field office	99.67%	90.00%	90.00%
Parolees, pardonees, and probationers and first time minor drug offenders supervised and assisted (PPA)			
Number of probationers, parolees, conditional pardonees, First-Time Minor Drug Offenders (FTMDOs) supervised in community service	49,432	48,443	47,959
Number of clients assisted in income generation thru involvement in skills, vocational training and other livelihood activities	19,088	23,256	23,721
Number of clients involved in community services	47,045	42,412	43,260
Percentage of courts/BPP decisions which sustained the recommendations of field office	99.88%	90.00%	90.00%
Recruitment, training and deployment of VPAs (PPA)			
VPAs recruited and appointed			
Total cumulative no. of VPAs recruited	7,551	8,095	10,000
Percentage appointed/reappointed	98%	90%	90%
Percentage trained	65.53%	60.00%	65.00%
Total number of VPA associations	134	156	175
VPAs deployed			
No. of VPAs supervising clients	3,172	3,238	4,000
Percentage of VPAs supervising clients	42%	40%	40%
No. of clients supervised by VPAs	5,710	6,476	8,000
No. of linkages tapped	4,430	4,857	5,500
No. of community services of clients initiated/rendered by Crime Prevention Programs/Activities Handled by VPAs	474	501	551
No. of activities participated/initiated by VPAs in support to national program thrusts	191	228	342
No. of VPAs involved in mediation, conciliation and circle of support	159	243	365
Criminal Justice Administration engaged by VPAs			
Percentage of VPA membership in Criminal Justice organizations	2.30%	3.00%	3.50%
No. of VPAs involved in coordination with other Criminal Justice pillars	138	162	185

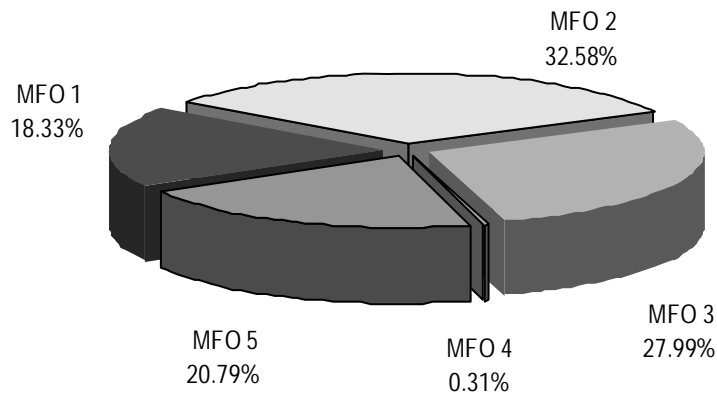
Particulars	FY 2008	FY 2009	FY 2010
	Actual/Amount	Target/Amount	Target/Amount
MFO 4			
Claims Services	20,245	20,000	20,000
Victims Compensation Program (OSEC)			
Percent of requests/applications acted upon	87%	89%	89%
Number of applicants granted compensation	2,621	2,655	2,655
MFO 5			
Legal Services	1,129,707	1,248,187	1,336,024
Judicial/quasi-judicial representation services rendered for government			
Number of services rendered to the government (OSG)	33,959	39,053	46,463
Number of services rendered to the GOCCs (OGCC)	26,690	26,000	26,000
Non-judicial/special legal services for government			
Disposition rate of requests for special services (OSEC)	86%	86%	86%
Number of legal opinions rendered for GOCCs (OGCC)	345	500	500
Number of non-judicial services rendered (OSG)	44,196	49,500	59,000
Government corporate contract drafting and review			
Number of contracts drafted and reviewed (OGCC)	427	500	500
Free legal representation and counselling services to indigents (PAO)			
Number of judicial cases handled	486,761	566,439	618,583
Number of quasi-judicial cases handled	81,652	95,295	104,106
Number of clients served (instant services)	4,271,575	5,104,710	5,657,156
Resolution of land disputes/problems (mediation, conciliation, adjudication) (COSLAP)			
Conciliation, mediation of land disputes			
Percentage of cases resolved amicably	3%	4%	4%
No. of cases resolved amicably versus no. of cases adjudicated	46:1,195	60:1,240	60:1,240
Adjudication/resolution of land disputes			
Amicably settled	46	60	60
Adjudicated and resolved with finality	1,141	1,100	1,100
Adjudicated and resolved awaiting finality	15	70	70
Adjudicated and resolved but referred to other agencies for implementation	39	70	70
Dismissed for lack of jurisdiction	333	400	400
TOTAL	6,045,609	6,367,230	6,425,105

FY 2010 MFO BUDGET

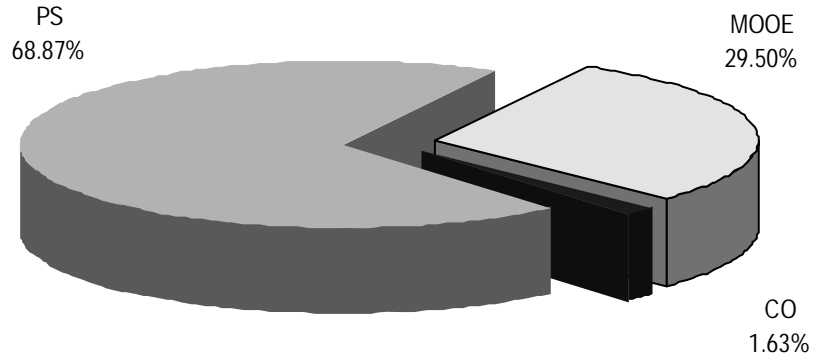
By MFO/By Expense Class
(In thousand pesos)

Particulars	PS	MOOE	CO	TOTAL	% Share
MFO 1 Law Enforcement Services	714,805	445,092	18,000	1,177,897	18.33%
MFO 2 Prosecution Services	1,808,826	231,819	52,443	2,093,088	32.58%
MFO 3 Corrections/Rehabilitation Services	795,124	982,776	20,196	1,798,096	27.99%
MFO 4 Claims Services	-	20,000	-	20,000	0.31%
MFO 5 Legal Services	1,106,533	215,483	14,008	1,336,024	20.79%
TOTAL	4,425,288	1,895,170	104,647	6,425,105	
% Share	68.87%	29.50%	1.63%		100.00%

BY MFO
(Total Budget = P6,425,105,000)



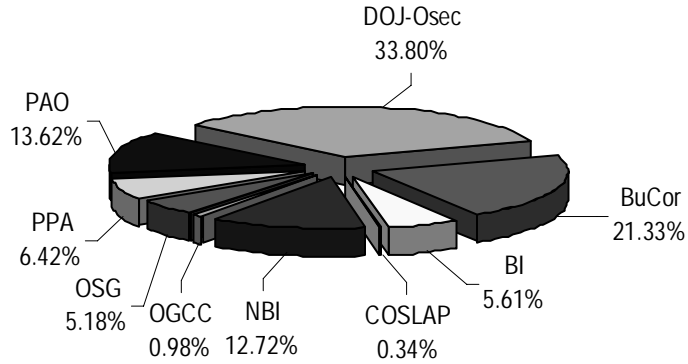
BY Expense Class
(Total Budget = P6,425,105,000)



By Agency / By MFO
(In thousand pesos)

Particulars	MFO 1 Law Enforcement Services	MFO 2 Prosecution Services	MFO 3 Corrections/ Rehabilitation Services	MFO 4 Claims Services	MFO 5 Legal Services	TOTAL	% Share
DOJ-Office of the Secretary		2,093,088	15,145	20,000	43,327	2,171,560	33.80%
Bureau of Corrections			1,370,720			1,370,720	21.33%
Bureau of Immigration	360,887					360,887	5.61%
COSLAP					21,558	21,558	0.34%
NBI	817,010					817,010	12.72%
OGCC					62,993	62,993	0.98%
OSG					333,070	333,070	5.18%
Parole and Probation Adm.			412,231			412,231	6.42%
Public Attorney's Office					875,076	875,076	13.62%
TOTAL	1,177,897	2,093,088	1,798,096	20,000	1,336,024	6,425,105	
% Share	18.33%	32.58%	27.99%	0.31%	20.79%		100.00%

By Agency
(Total Budget = P6,425,105,000)

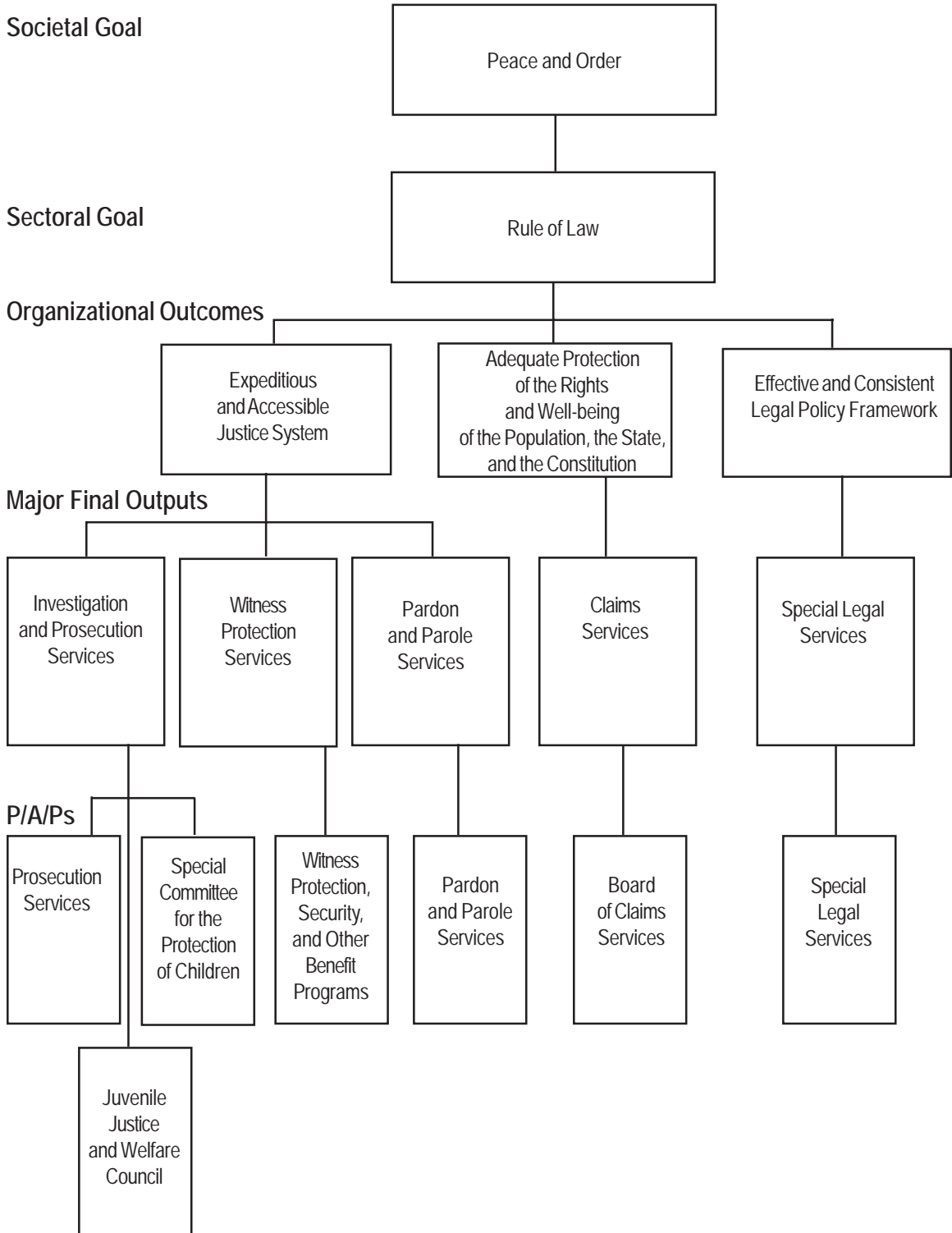


By Agency / By Expense Class
(In thousand pesos)

Particulars	PS	MOOE	CO	TOTAL	% Share
Office of the Secretary	1,860,212	258,905	52,443	2,171,560	33.80%
Bureau of Corrections	433,481	917,043	20,196	1,370,720	21.33%
Bureau of Immigration	228,626	132,261	-	360,887	5.61%
COSLAP	19,870	1,688	-	21,558	0.34%
National Bureau of Investigation	486,179	312,831	18,000	817,010	12.72%
OGCC	51,018	11,975	-	62,993	0.98%
Office of the Solicitor General	213,838	115,224	4,008	333,070	5.18%
Parole and Probation Administration	347,602	64,629	-	412,231	6.42%
Public Attorney's Office	784,462	80,614	10,000	875,076	13.62%
TOTAL	4,425,288	1,895,170	104,647	6,425,105	
% SHARE	68.87%	29.50%	1.63%		100.00%

DOJ-Office of the Secretary

LOGICAL FRAMEWORK (DOJ-OSEC)



PERFORMANCE MEASURES AND TARGETS
(Amounts in Thousand Pesos)

Particulars	FY 2008	FY 2009	FY 2010
	Actual / Amount	Target / Amount	Target / Amount
MFO 1			
Investigation and Prosecution Services	1,921,550	2,116,494	2,008,995
Investigation of criminal cases			
Cases for disposition	430,000	430,780	430,000
Cases resolved	323,345	325,000	325,000
Disposition Rate	75%	76%	76%
Prosecution of criminal cases			
No. of cases for trial in court	750,000	750,000	750,000
Monitoring of child related cases	6,011	6,500	6,500
MFO 2			
Witness Protection Services	173,981	84,093	84,093
Applications received and evaluated			
Applications for disposition	195	300	250
Applications acted upon	192	300	245
Disposition Rate	98%	100%	98%
Witnesses covered by the program	498	570	570
MFO 3			
Pardon and Parole Services	28,143	14,464	15,145
Rendition of various parole and probation services			
Prisoner carpentas and reports received	8,983	8,775	8,775
Disposition	7,830	8,100	8,100
Disposition Rate	92%	92%	92%
Resolutions issued within 30 days	100%	100%	100%
MFO 4			
Claims Services	39,986	20,000	20,000
Cases/claims acted upon			
Applications for disposition	3,378	3,320	3,320
Applications acted upon	2,929	2,965	2,965
Disposition Rate	87%	89%	89%
Grant of compensation			
No. of applicants compensated	2,621	2,655	2,655
MFO 5			
Special Legal Services	47,168	40,683	43,327
Rendition of various legal services			
Requests for disposition	12,000	12,500	12,500
Requests acted upon	10,846	10,800	10,800
Disposition Rate	86%	86%	86%
TOTAL	2,210,828	2,275,734	2,171,560

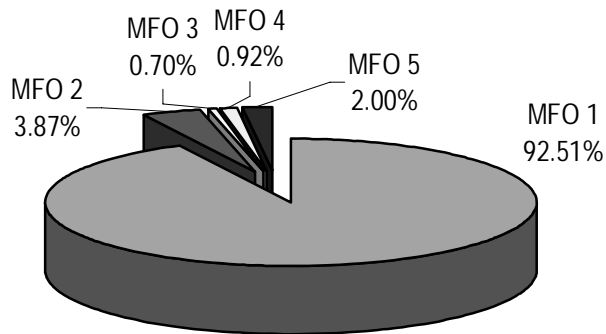
Note: FY 2009 excludes Congressional Initiatives for: Construction of DOJ building (P35 M) and increase in provisions for construction of Halls of Justice under the Justice System Infrastructure Program (JUSIP) (P105 M), Special Allowance (P238.165 M), Inquest Allowance (P10 M), and Confidential Fund (P30 M).

FY 2010 MFO BUDGET

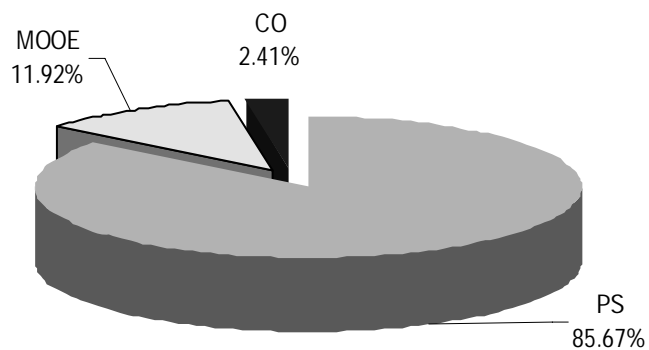
By MFO/By Expense Class (In thousand pesos)

Particulars	PS	MOOE	CO	TOTAL	% Share
MFO 1					
Investigation and Prosecution Services	1,808,448	148,104	52,443	2,008,995	92.51%
MFO 2					
Witness Protection Services	378	83,715	-	84,093	3.87%
MFO 3					
Pardon and Parole Services	14,041	1,104	-	15,145	0.70%
MFO 4					
Claims Services	-	20,000	-	20,000	0.92%
MFO 5					
Special Legal Services	37,345	5,982	-	43,327	2.00%
TOTAL	1,860,212	258,905	52,443	2,171,560	
% Share	85.67%	11.92%	2.41%		100.0%

By MFO
(Total Budget = P2,171,560,000)



BY Expense Class
(Total Budget = P2,171,560,000)





Bureau of Corrections

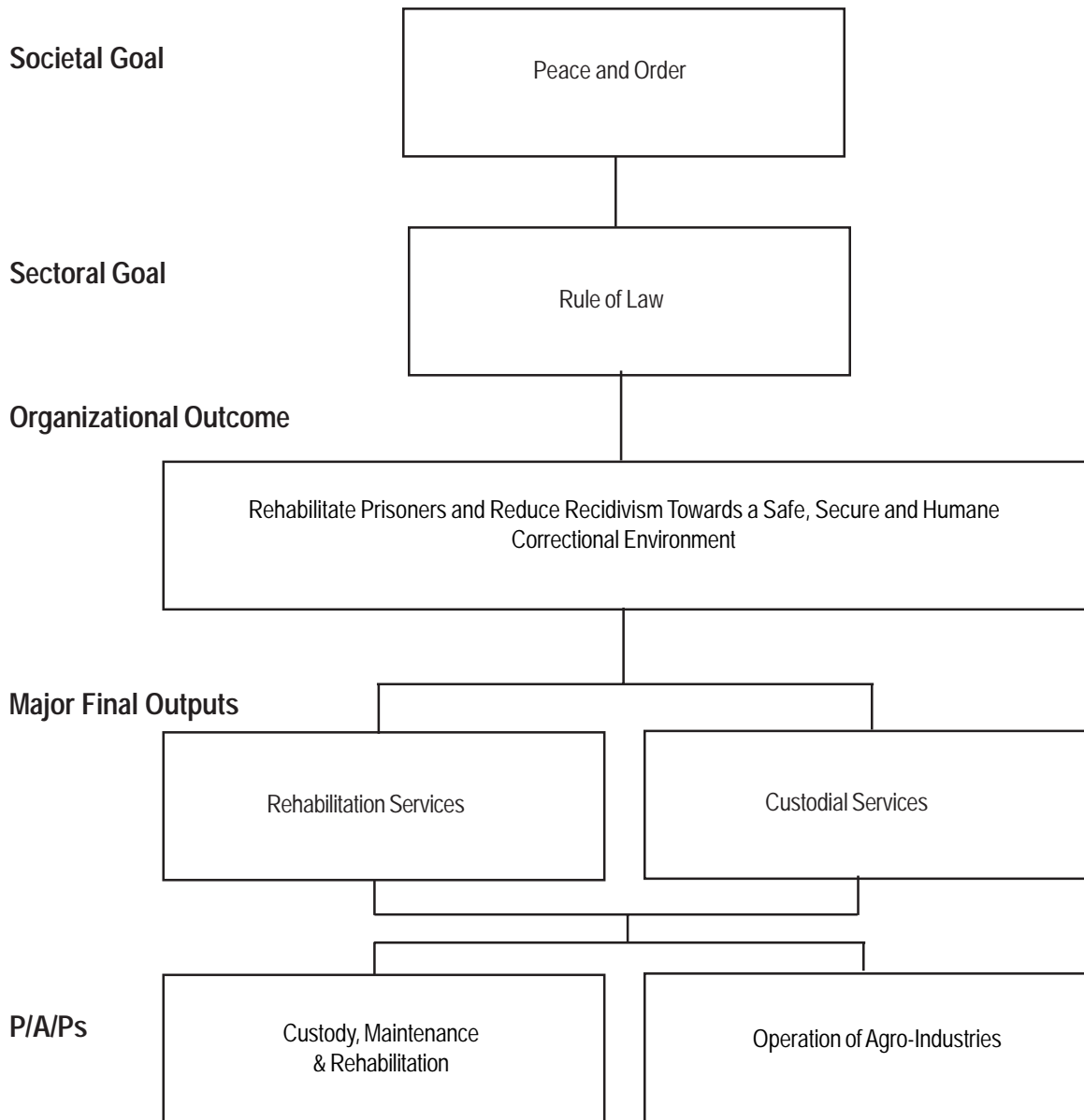
Legal Basis

- **Reorganization Act of 1907** (November 1, 1905) created the Bureau of Prisons under the Department of Public Instruction until it was transferred to the then Ministry of Justice, now Department of Justice (DOJ).
- **Executive Order No. 292** (July 25, 1987), the Administrative Code of 1987, renamed the Bureau of Prisons to Bureau of Corrections to emphasize the shift in its primary goal from punitive to rehabilitative process and, per presidential form of government, is now under DOJ.

Mandate

The Bureau of Corrections (BuCor) is mandated by law to accomplish its twin objectives of safekeeping and effective rehabilitation of national prisoners.

LOGICAL FRAMEWORK (BuCor)



PERFORMANCE MEASURES AND TARGETS
(Amounts in Thousand Pesos)

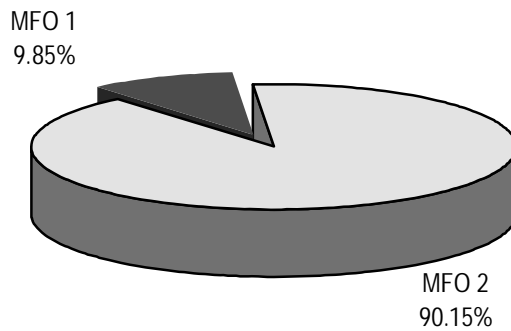
Particulars	FY 2008	FY 2009	FY 2010
	Actual / Amount	Target / Amount	Target / Amount
MFO 1			
Rehabilitation Services	117,373	139,125	140,256
Inmate rehabilitation programs made available			
Education	19,521	22,882	22,508
No. of enrollees	3,390	6,247	6,559
Rate of enrollees vs. inmate population	10%	18%	25%
Rate of graduates vs. enrollees	28%	20%	20%
Muntinlupa Juvenile Training Center	19,521	22,882	22,508
No. of trainees	24	24	24
Drug treatment and rehabilitation	19,521	22,882	22,509
Participants in therapeutic program	417	438	438
Sports and recreation	19,522	22,882	22,509
No. of participants	15,610	17,704	18,943
Rate of participation	48%	50%	51%
Religious programs	19,522	22,882	22,509
No. of participants	24,906	100% of population	100% of population
Rate of participation	77%	100%	100%
Livelihood programs	19,766	24,715	27,713
No. of inmate workers			
- Agro-industries	4,943	5,534	6,108
- Private ventures	4,352	4,908	5,376
Employment rate	29%	30%	29%
MFO 2			
Custodial Services	1,054,165	1,235,636	1,235,668
Reduction in prison congestion	5,000	20,000	40,000
No. of inmates transferred to other colonies	4,808	5,288	5,816
No of inmate carpentas forwarded to BPP	4,589	5,048	5,525
Inmate escape incidents	4,868	20,000	40,000
Reduction in the rate of escapes/escapees	100%	100%	100%
Apprehension/confiscation of contrabands	5,000	11,593	31,593
Apprehension/confiscations of contrabands	61	6	
Provision of basic inmate needs	717,513	779,719	762,536
(Prisoners maintained)	34,547	37,604	36,614
Daily subsistence (meal allowance)	P50/inmate	P50/inmate	P50/inmate
Medicine allowance (daily)	P3/inmate	P3/inmate	P3/inmate
Uniforms (2pcs/year/inmate)	69,094	75,208	77,464
Laundry soap (1bar/month/inmate)	414,564	451,248	484,784
Mat, mosquito net, blanket (1pc/year/inmate)	103,641	112,812	116,196
Improvement of prison facilities		28,280	20,196
Custodial positions to be re-programmed	321,784	376,044	341,343
No. of inmates	35,813	37,604	38,732
No. of authorized custodial positions	1,437	1,437	1,437
Ratio of prison guards to inmates	1:25	1:26	1:27
TOTAL	1,171,294	1,372,929	1,370,720

FY 2010 MFO BUDGET

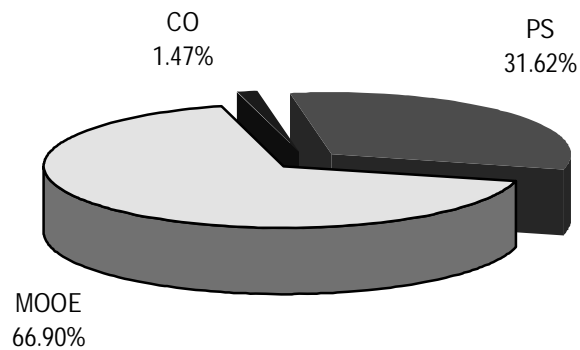
By MFO/By Expense Class
(In thousand pesos)

Particulars	PS	MOOE	CO	TOTAL	% Share
MFO 1					
Rehabilitation Services	43,348	91,704	-	135,052	9.85%
MFO 2					
Custodial Services	390,133	825,339	20,196	1,235,668	90.15%
TOTAL	433,481	917,043	20,196	1,370,720	
% Share	31.62%	66.90%	1.47%		100.00%

BY MFO
(Total Budget = P1,370,720,000)



By Expense Class
(Total Budget = P1,370,720,000)





Bureau of Immigration

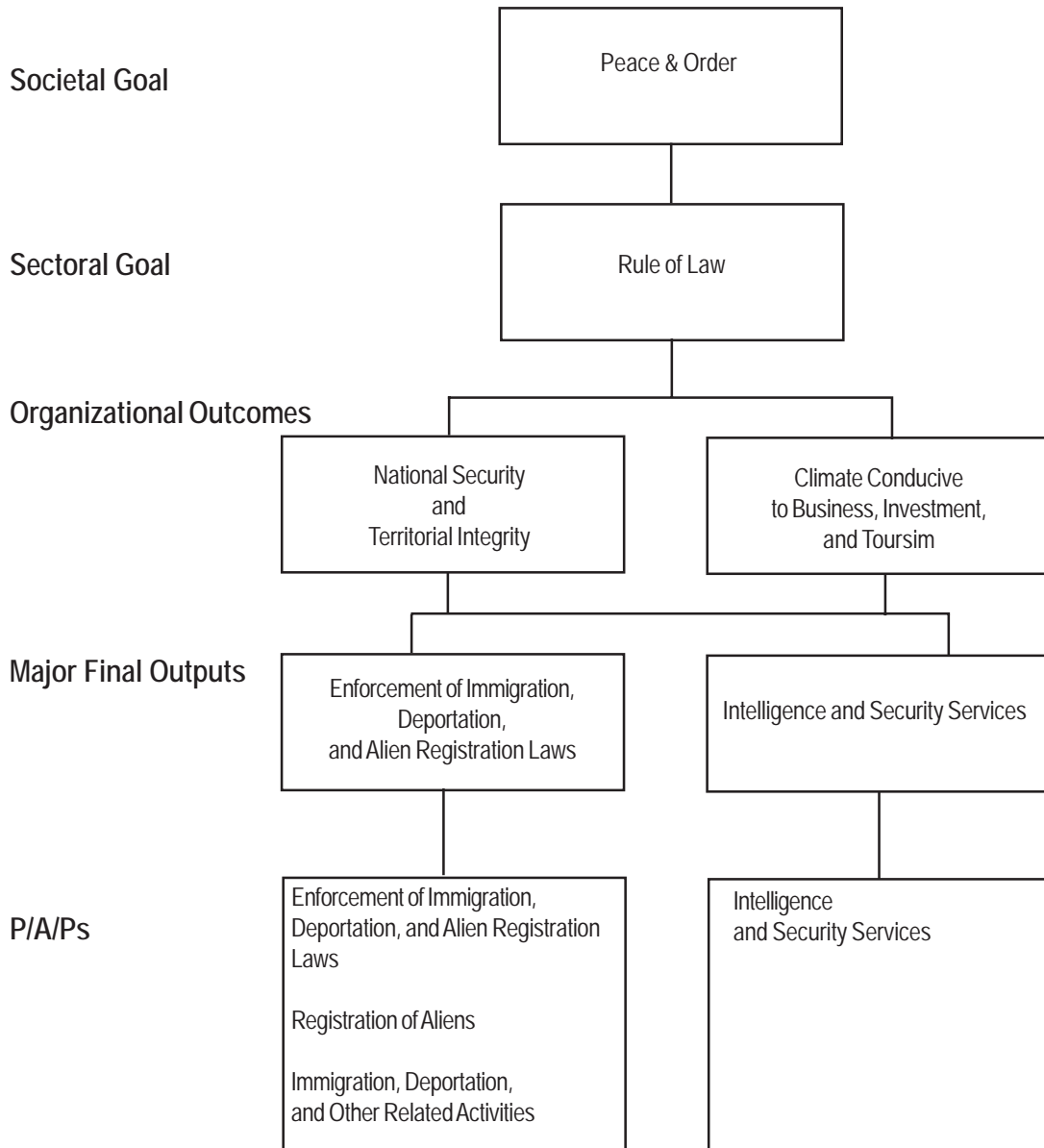
Legal Basis

- **Commonwealth Act No. 613** (August 26, 1940), or the Philippine Immigration Act of 1940, created the Bureau of Immigration as the Commission on Immigration and Deportation under the Department of Justice (DOJ).
- **Executive Order No. 292** (July 25, 1987), the Administrative Code of 1987, retains the Bureau as an attached agency of the DOJ.
- **Department Circular No. 39** (December 29, 1989) renamed the Commission on Immigration and Deportation to Bureau of Immigration.

Mandate

The Bureau of Immigration (BI) enforces and administers alien admission and registration as well as immigration and citizenship laws in accordance with the provisions of the Philippine Immigration Act of 1940, an Act to Control and Regulate the Immigration of Aliens into the Philippines.

LOGICAL FRAMEWORK (BI)



PERFORMANCE MEASURES AND TARGETS
(Amounts in Pesos)

Particulars	FY 2008	FY 2009	FY 2010
	Actual / Amount	Target / Amount	Target / Amount
MFO 1			
Enforcement of Immigration, Deportation and Alien Registration Laws	244,539	247,588	238,185
Registration transactions processed	121,007	100,740	122,774
Aliens registered	25,972	23,400	25,972
IDs issued to recognized naturalized &/or admitted Filipinos	7,000	8,400	8,400
Travel documents processed and issued	61,636	50,000	61,636
Certificate of residence issued	25,826	18,000	25,826
Duplicate of original issued	573	940	940
Immigration Transaction Processed			
No. of incoming & outgoing aliens screened and checked	7,300,824	5,847,631	7,300,824
admitted upon arrival	3,566,562	2,930,052	3,566,562
cleared for departure	3,734,262	2,917,579	3,734,262
No. of vessels boarded and inspected	11,101	21,760	21,760
boarded and inspected upon arrival	10,059	10,880	10,880
cleared on departure	1,042	10,880	10,880
No. of requests for extension of stay received & processed	398,102	400,144	400,144
MFO 2			
Intelligence and Security Services	125,974	127,546	122,702
Intelligence cases processed	1,229	1,225	1,354
No. of cases detected	851	780	851
No. of arrests made	91	70	91
No. of illegal aliens detained	145	270	270
No. of illegal aliens deported	142	105	142
TOTAL	370,513	375,134	360,887

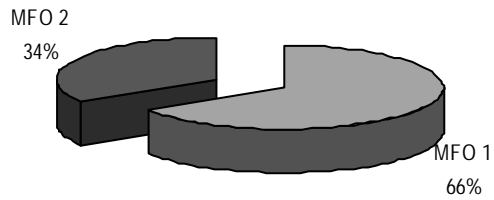
Note: FY 2008 Actual excludes obligations for CO (P271.959 M) charged to Unprogrammed Fund-General Fund Adjustment (Continuing Allotment) on the use of excess income for Information Technology equipment, furniture and fixtures, building renovation, and for MOOE (P15.935 M).

FY 2010 MFO BUDGET

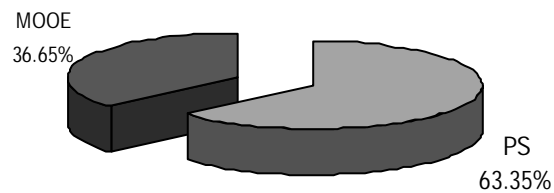
By MFO/By Expense Class (In thousand pesos)

Particulars	PS	MOOE	TOTAL	% Share
MFO 1 Enforcement of Immigration, Deportation, and Alien Registration Laws	150,893	87,292	238,185	66.00%
MFO 2 Intelligence and Security Services	77,733	44,969	122,702	34.00%
Total	228,626	132,261	360,887	100.00%
% Share	63.35%	36.65%	100.00%	

By MFO (Total Budget = P360,887,000)



By Expense Class (Total Budget = P360,887,000)





Commission on the Settlement of Land Problems

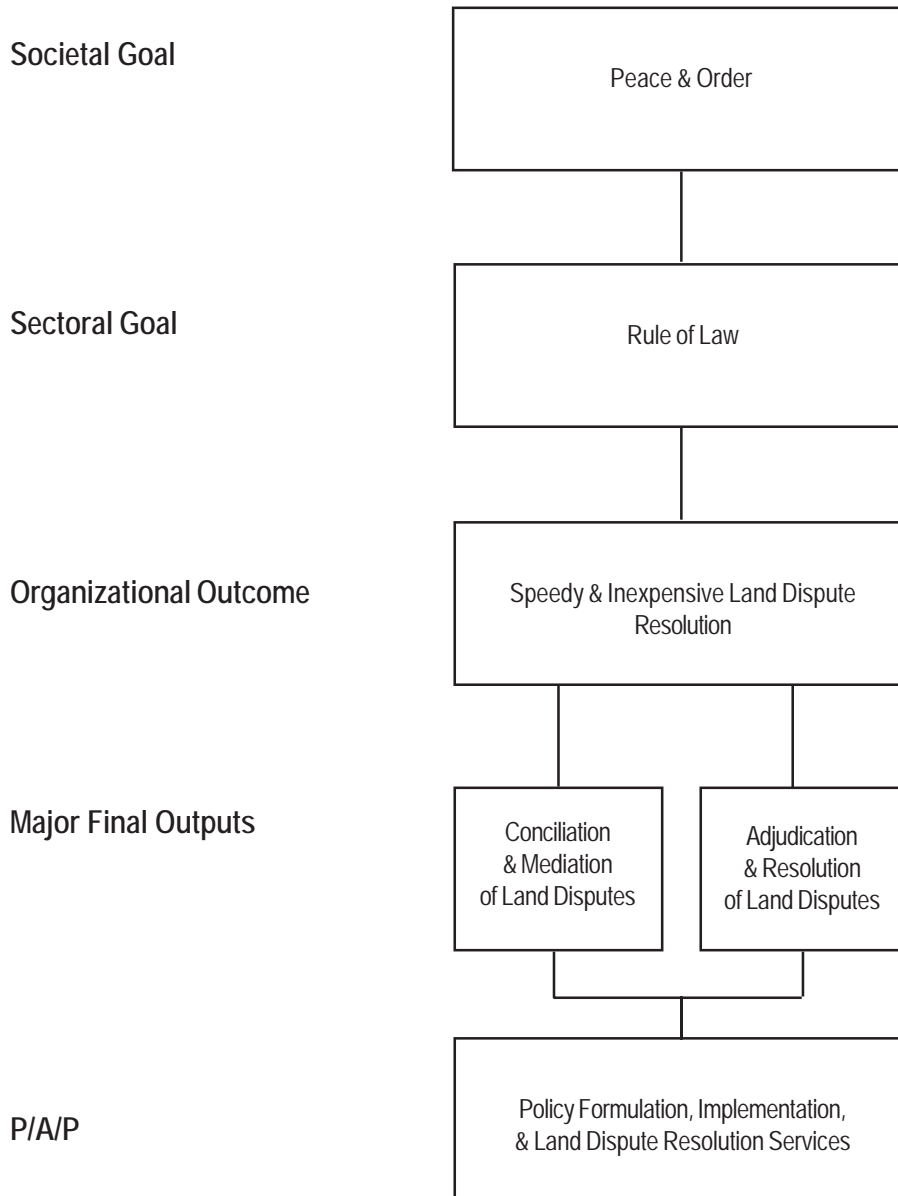
Legal Basis

- **Executive Order No. 561** (September 21, 1979) created the Commission on the Settlement of Land Problems (COSLAP), taking over the functions of the defunct Presidential Action Committee on Land Problems.
- **Executive Order No. 708** (July 27, 1981) placed COSLAP under the administrative supervision of the Department of Justice (DOJ).
- **Executive Order No. 292** (July 25, 1987), or the Administrative Code of 1987, provided for COSLAP as one of the attached agencies of the DOJ.

Mandate

The Commission on the Settlement of Land Problems (COSLAP) assists small landowners, tillers, informal settlers, and indigenous cultural minorities in settling their land problems or disputes by means of speedy and inexpensive investigation, conciliation, and adjudication.

LOGICAL FRAMEWORK (COSLAP)



PERFORMANCE MEASURES AND TARGETS
(Amounts in Thousand Pesos)

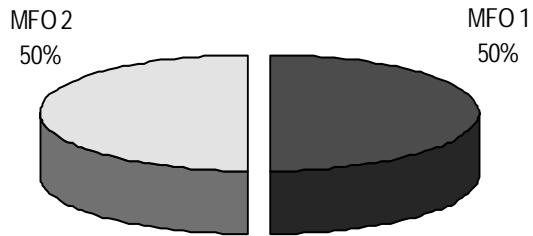
Particulars	FY 2008	FY 2009	FY 2010
	Actual / Amount	Target / Amount	Target / Amount
MFO 1			
Conciliation & mediation of land disputes	11,581	11,103	10,779
Disposition Rate			
Percentage of cases resolved amicably	3%	4%	4.0%
No. of cases resolved amicably versus cases adjudicated.	46:1,195	60:1,240	60:1,240
MFO 2			
Adjudication & resolution of land disputes	11,581	11,103	10,779
Amicably settled	46	60	60
Adjudicated and resolved with finality	1,141	1,100	1,100
Adjudicated and resolved awaiting finality	15	70	70
Adjudicated and resolved but referred to other agencies for implementation	39	70	70
Dismissed for lack of jurisdiction	333	400	400
TOTAL	23,162	22,206	21,558

FY 2010 MFO Budget

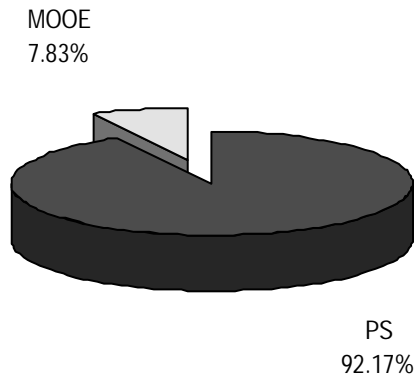
By MFO/By Expense Class
(In thousand pesos)

Particulars	PS	MOOE	Total	%Share
MFO 1 Conciliation & mediation of land disputes	9,935	844	10,779	50.00%
MFO 2 Adjudication & resolution of land disputes	9,935	844	10,779	50.00%
TOTAL	19,870	1,688	21,558	100.00%
% Share	92.17%	7.83%	100.00%	

By MFO
(Total Budget = P21,558,000)



By Expense Class
(Total Budget = P21,558,000)





National Bureau of Investigation

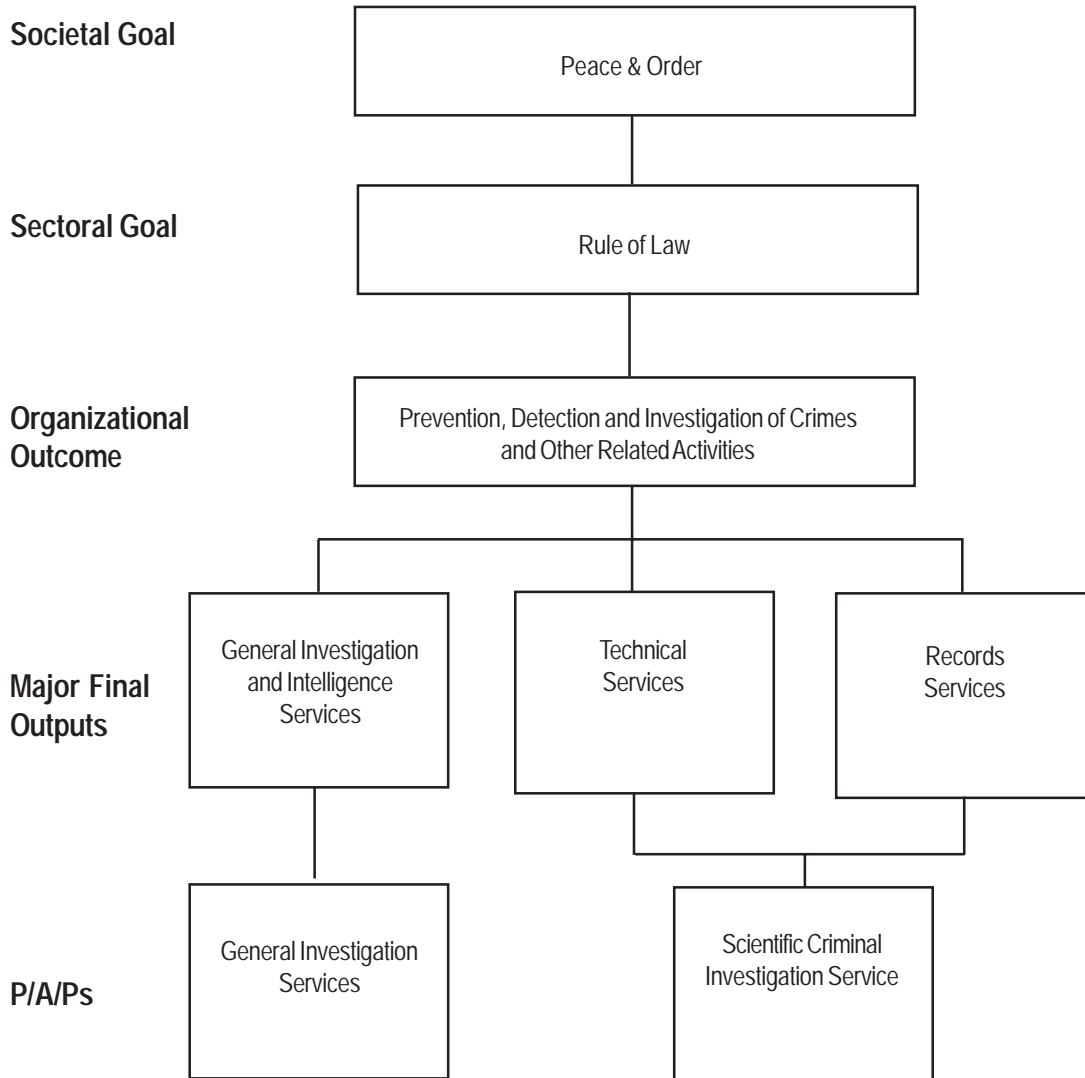
Legal Basis

- **Commonwealth Act No. 181** (November 13, 1936) saw the inception of the National Bureau of Investigation, originally called Division of Investigation (patterned after the US Federal Bureau of Investigation).
- **Republic Act No. 157** (June 19, 1947) reorganized the Division of Investigation into the Bureau of Investigation under the Department of Justice (DOJ).
- **Executive Order No. 94** (October 4, 1949) renamed the Bureau of Investigation to National Bureau of Investigation which remained attached to DOJ.
- **Executive Order No. 292** (July 25, 1987), the Administrative Code of 1987, provided for the organization structure and operation of the DOJ and its attached agencies, including the NBI.

Mandate

The National Bureau of Investigation (NBI) undertakes efficient detection and investigation of crimes and other offenses against the laws of the Philippines upon its own initiative and as public interest may require, renders technical assistance upon request in the investigation and detection of crimes and other offenses, coordinates with other national and local police agencies in the maintenance of peace and order, and establishes and maintains an up-to-date scientific crime laboratory. It acts as a national clearing house of criminal and other information for the use of all prosecuting and law enforcement entities of the Philippines: identification records of identifying marks, characteristics, and ownership or possession of all firearms as well as of test bullets fired therefrom.

LOGICAL FRAMEWORK (NBI)



PERFORMANCE MEASURES AND TARGETS
(Amounts in Thousand Pesos)

Particulars	FY 2008	FY 2009	FY 2010
	Actual / Amount	Target / Amount	Target / Amount
MFO 1			
General Investigation and Intelligence Services	478,689	468,151	472,998
Investigation & detection of crimes & other related activities			
No. of cases referred/received for investigation acted upon and/or completed	44,296	44,350	44,400
% of cases disposed within specified time	83%	83%	83%
MFO 2			
Technical Services	155,881	160,328	168,722
Scientific criminal investigation services			
No. of cases referred/received for technical assistance acted upon and/or completed	17,739	18,000	18,100
% of requests for services completed within specified time	95%	96%	96%
MFO 3			
Records Services	175,514	174,812	175,290
Records identification and other activities			
No. of requests received for clearance acted upon and issued	4,952,928	5,000,000	5,050,000
Local Employment/Travel Abroad/Immigration Req./Visa Seaman/TBC for RTO/Custom's Pass ID/Enlistment AFP DND/DOT Req. ID purposes/ and other req.	4,944,378	4,991,350	5,041,019
Change of Name/Business License/Adoption/POEA req./PRA req./Permit to carry firearm	8,414	8,500	8,813
Naturalization/Cancellation of ACR/Repatriation	136	150	168
% of applications for clearance processed within specified time	100%	100%	100%
No. of requests received for record check acted upon and processed	1,747,054	1,750,000	1,760,000
% of requests for record check processed within specified time	100%	100%	100%
TOTAL	810,084	803,291	817,010

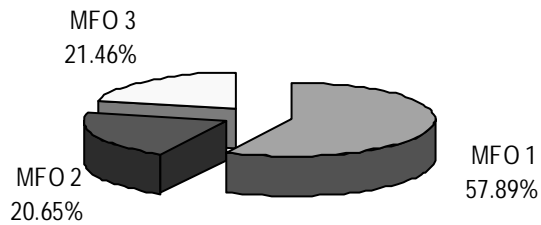
Note: FY 2009 is net of P70 M for the construction of NBI Clearance building in Taft Ave., Manila.

FY 2010 MFO BUDGET

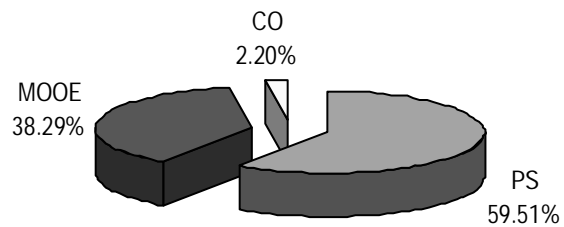
By MFO/By Expense Class (In thousand pesos)

Particulars	PS	MOOE	CO	TOTAL	% Share
MFO 1					
General Investigation and Intelligence Services	344,835	128,163	-	472,998	57.89%
MFO 2					
Technical Services	89,200	79,522	-	168,722	20.65%
MFO 3					
Records Services	52,144	105,146	18,000	175,290	21.46%
TOTAL	486,179	312,831	18,000	817,010	100.00%
% Share	59.51%	38.29%	2.20%	100.00%	

By MFO (Total Budget = P817,010,000)



By Expense Class (Total Budget = P817,010,000)





Office of the Government Corporate Counsel

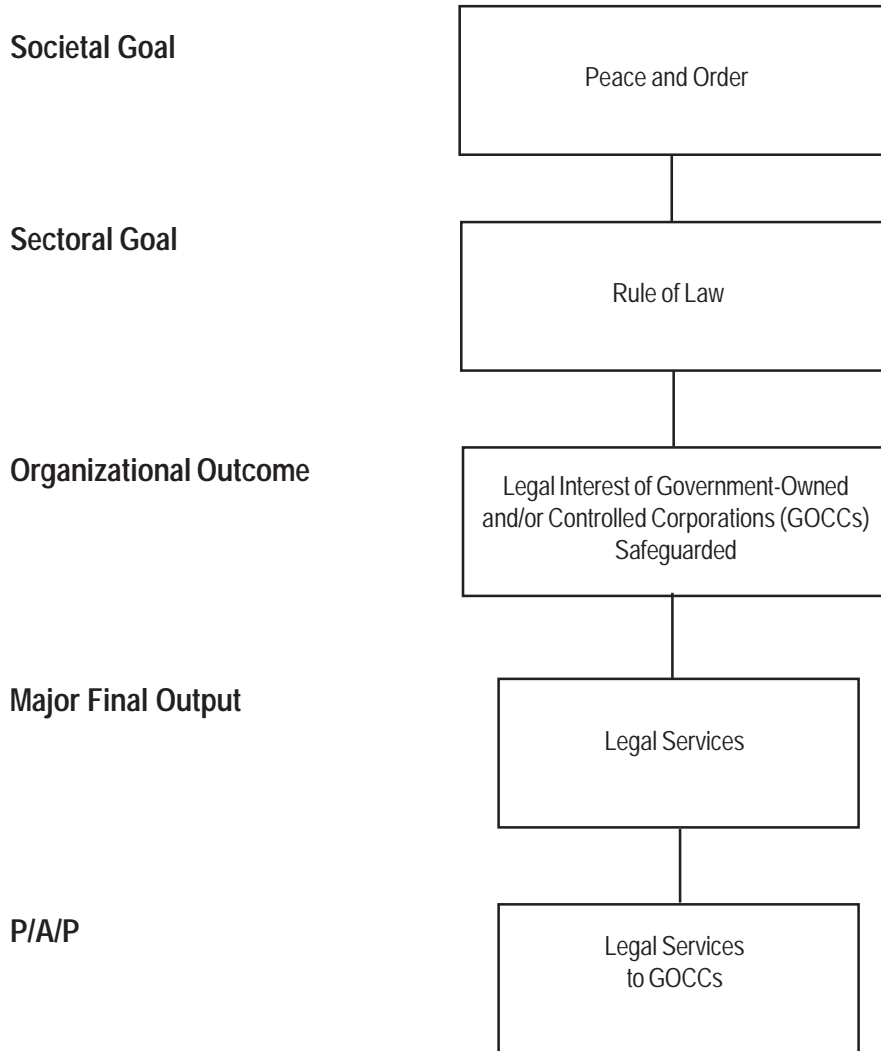
Legal Basis

- **Memorandum Order** (December 1, 1935) founded the Corporate Counsel Division under the Department of Justice (DOJ) as the forerunner of the Office of the Government Corporate Counsel (OGCC).
- **Executive Order No. 94** (October 1947) converted the Corporate Counsel Division into the OGCC under the direct administration and supervision of the DOJ.
- **Executive Order No. 400** (January 5, 1951) directed the Solicitor General to act as the ex-officio Government Corporate Counsel, transferring thereby the OGCC to the Office of the Solicitor General (OSG).
- **Republic Act No. 2327** (June 19, 1959) declared the OGCC as separate and distinct from the OSG, and mandated the Government Corporate Counsel full control and supervision over all legal departments and/or divisions of government-owned and controlled corporations on legal matters.

Mandate

The Office of the Government Corporate Counsel (OGCC) safeguards the legal interests of government-owned and/or controlled corporations, their subsidiaries, other corporate offsprings, and government-acquired asset corporations.

LOGICAL FRAMEWORK (OGCC)



PERFORMANCE MEASURES AND TARGETS
(Amounts in Thousand Pesos)

Particulars	FY 2008	FY 2009	FY 2010
	Actual / Amount	Target / Amount	Target / Amount
MFO			
Legal Services	59,228	59,381	62,993
No. of legal services rendered	26,690	26,700	26,700
No. of contracts drafted and renewed	427	500	500
No. of legal opinions rendered	345	500	500
TOTAL	59,228	59,381	62,993

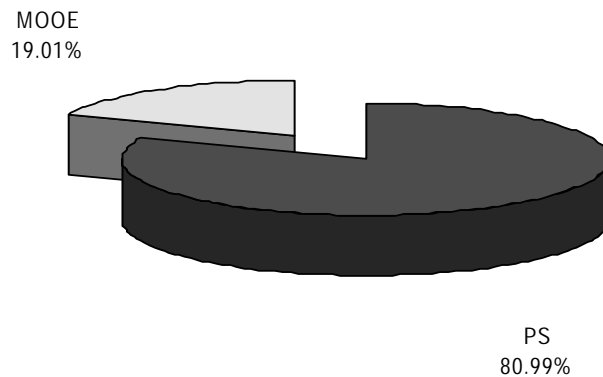
The amount in FY 2009 is net of P19.5 M Congressional Initiative (P10 M for pension differentials of retired officials of OGCC and P9.5 M for payment of unbooked obligations and other MOOE).

FY 2010 MFO BUDGET

By MFO/By Expense Class
(In thousand pesos)

Particulars	PS	MOOE	CO	TOTAL	% Share
MFO					
Legal Services	51,018	11,975		62,993	100%
Total	51,018	11,975		62,993	100%
% Share	80.99%	19.01%		100%	

By Expense Class
(Total Budget = P62,993,000)





Office of the Solicitor General

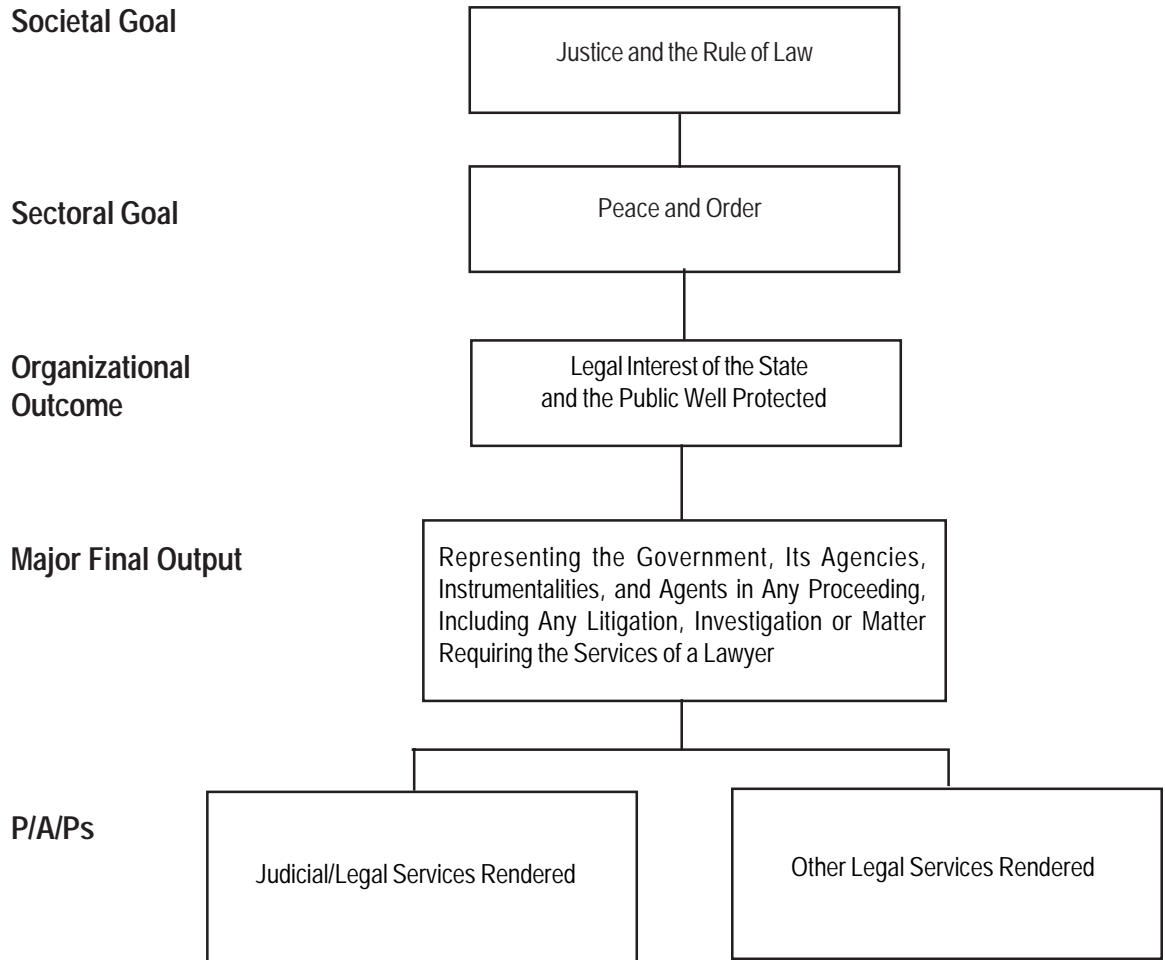
Legal Basis

- **Act No. 136** (June 11, 1901) created the position of Solicitor General under the Bureau of Justice which the Attorney General heads.
- **Act No. 222** (September 16, 1901) established the Department of Finance and Justice, placing the Bureau of Justice under its supervision.
- **Act No. 4007** (s.1932) abolished the position of Attorney General and his functions taken over by the Secretary of Justice; named the Solicitor General as head of the Bureau of Justice.
- **Executive Order No. 94** (October 4, 1947) renamed the Bureau of Justice as the Office of the Solicitor General (OSG).
- **Republic Act No. 335** (s. 1948) confirmed the change from the Bureau of Justice to OSG.
- **Executive Order No. 292** (July 25, 1987), the Administrative Code of 1987, placed the OSG under the DOJ as one of the department's attached agencies.
- **Republic Act No. 9417** (March 30, 2007), strengthened the OSG by expanding and streamlining its bureaucracy, upgrading employee skills, and augmenting benefits.

Mandate

The Office of the Solicitor General (OSG) is the legal representative of the Government of the Republic of the Philippines, its agencies and instrumentalities, and its officials and agents in any litigation, proceeding, investigation or matter requiring the services of a lawyer. It also represents the Republic in any action which affects the welfare of the people. It assists the Government in the enforcement of the rule of law, maintenance of peace and order, and the promotion of the administration of justice.

LOGICAL FRAMEWORK (OSG)



PERFORMANCE MEASURES AND TARGETS
(Amounts in Thousand Pesos)

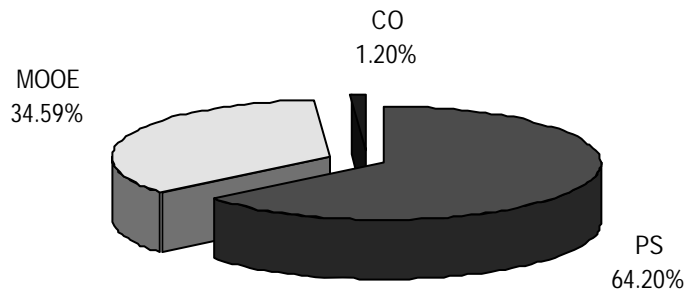
Particulars	FY 2008	FY 2009	FY 2010
	Actual/Amount	Target/Amount	Target/Amount
MFO			
Representing the government, its agencies, instrumentalities, and agents in any proceeding, including any litigation, investigation or matter requiring the services of a lawyer	249,324	309,487	333,070
No. of legal services rendered (judicial)	33,959	39,053	46,463
No. of other legal services rendered	44,196	49,500	59,000
T o t a l	249,324	309,487	333,070

FY 2010 MFO BUDGET

By MFO/By Expense Class
(In thousand pesos)

Particulars	PS	MOOE	CO	Total	% Share
MFO					
Representing the government, its agencies, instrumentalities, and agents in any proceeding, including any litigation, investigation or matter requiring the services of a lawyer	213,838	115,224	4,008	333,070	100%
T o t a l	213,838	115,224	4,008	333,070	100%
% Share	64.20%	34.59%	1.20%	100%	

By Expense Class
(Total Budget = P333,070,000)





Parole and Probation Administration

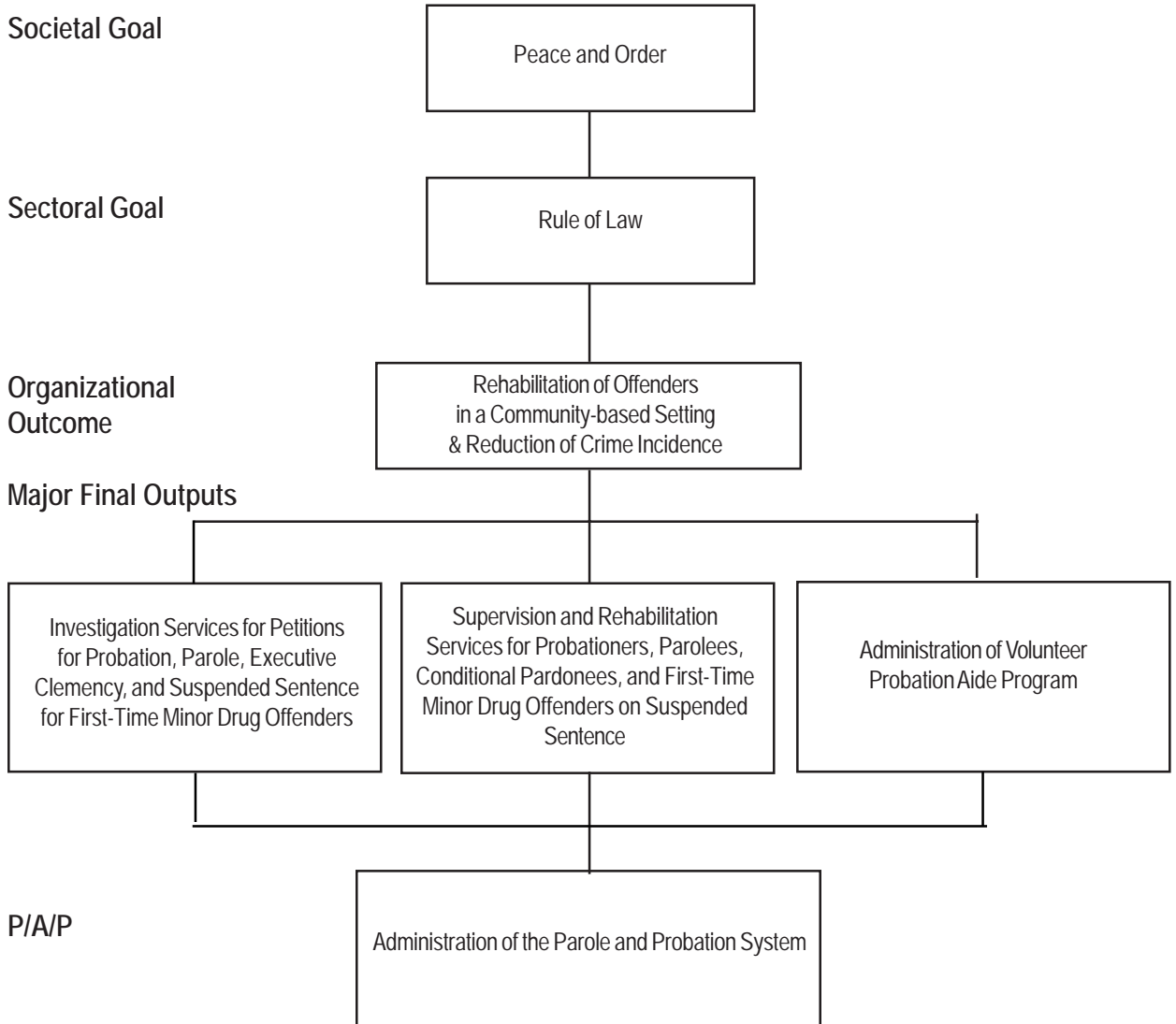
Legal Basis

- **Presidential Decree No. 968** (July 24, 1976), "the Probation Law of 1976", created the Probation Administration to administer the probation system.
- **Executive Order No. 292** (July 25, 1987), the "Administrative Code of 1987", renamed the Probation Administration to Parole and Probation Administration (PPA).
- **Republic Act No. 9165** (June 7, 2002), or The Comprehensive Dangerous Drugs Act of 2002, put the investigation and supervision of First Time Minor Drug Offenders under suspended sentence (FTMDO) as an added function of the PPA.
- **Executive Order No. 468** (October 11, 2005) revitalized the Volunteer Probation Aide (VPA) program, placing the PPA in the forefront in relation to crime prevention, treatment of offenders in a community-based setting, and in the overall administration of criminal justice.

Mandate

The Parole and Probation Administration (PPA) is mandated to conserve and/or redeem convicted offenders and prisoners who are under the probation or parole system.

LOGICAL FRAMEWORK (PPA)



PERFORMANCE MEASURES AND TARGETS
(Amounts in Thousand Pesos)

Particulars	FY 2008	FY 2009	FY 2010
	Actual/Amount	Target/Amount	Target/Amount
MFO 1 Investigation Services for Petitions for Probation, Parole, Executive Clemency, and Suspended Sentence for First-Time Minor Drug Offenders	126,028	125,018	123,669
No. of petitions handled for:			
Probation	9,914	9,554	9,363
Pre-parole/Executive Clemency	1,213	1,276	1,301
Suspended Sentence of First-Time Minor Drug Offenders (FTMDO)	4	10	10
Disposition Rate	91%	90%	90%
Percentage of courts/BPP decisions which sustained the recommendations of field office	100%	90%	90%
MFO 2 Supervision and Rehabilitation Services for Probationers, Parolees, Conditional Pardonees, and First-time Minor Drug Offenders (FTMDO) on Suspended Sentence or Community Service	210,045	208,363	206,116
Number of probationers, parolees, conditional pardonees and FTMDOs and community services supervised	49,432	48,443	47,959
Number of clients assisted in income generation thru involvement in skills and vocational training and other livelihood activities	19,088	23,256	23,721
Number of probationers, parolees, pardonees, and FTMDOs involved in community services	47,045	42,412	43,260
Percentage of courts/BPP decisions which sustained the recommendations of field office	100%	90%	90%
MFO 3 Administration of Volunteer Probation Aide (VPA) Program	84,019	83,345	82,446
Number of VPAs recruited and appointed			
Total cumulative no. of VPAs recruited	7,551	8,905	10,000
Percentage appointed/reappointed	98%	90%	90%
Percentage trained	66%	60%	65%
Total number of VPA associations	134	156	175
Number of VPAs deployed			
No. of VPAs supervising clients	3,172	3,238	4,000
Percentage of VPAs supervising clients	42%	40%	40%
No. of clients supervised by VPAs	5,710	6,476	8,000
No. of linkages tapped	4,430	4,857	5,500
No. of community services of clients initiated/rendered by VPAs	474	501	551
Crime Prevention Programs/Activities Handled by VPAs			
No. of activities participated/initiated by VPAs in support of national program thrust	191	228	342
No. of VPAs involved in mediation, conciliation and circle of support	159	243	365
Criminal Justice Administration engaged by VPAs			
Percentage of VPA membership in Criminal Justice System organizations	2%	3%	4%
No. of VPAs involved in coordination with other Criminal Justice Pillar	138	162	185
TOTAL	420,092	416,726	412,231

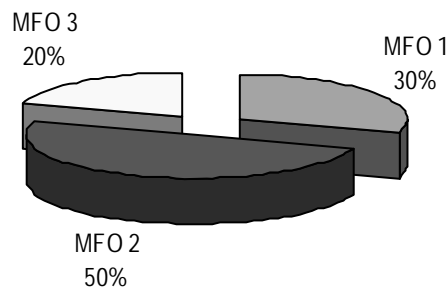
Note: FY 2008 Actual excludes P10,734M Obligations in Capital Outlay (Building Improvement).

FY 2010 MFO BUDGET

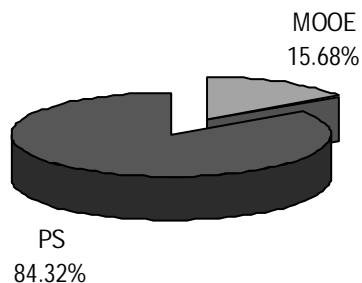
By MFO/By Expense Class
(In thousand pesos)

Particulars	PS	MOOE	TOTAL	% Share
MFO 1 Investigation Services for Petitioners for Probation, Parole, Executive Clemency, and Suspended Sentence for First-Time Minor Drug Offenders	104,281	19,388	123,669	30.00%
MFO 2 Supervision and Rehabilitation Services for Probationers, Parolees, Conditional Pardonees, First-Time Minor Drug Offenders on Suspended Sentence or Community Service	173,801	32,315	206,116	50.00%
MFO 3 Administration of Volunteer Probation Aide (VPA) Program	69,520	12,926	82,446	20.00%
TOTAL	347,602	64,629	412,231	
% Share	84.32%	15.68%		100.00%

By MFO
(Total Budget = (P412,231,000))



By Expense Class
(Total Budget = P412,231,000)





Presidential Commission on Good Government

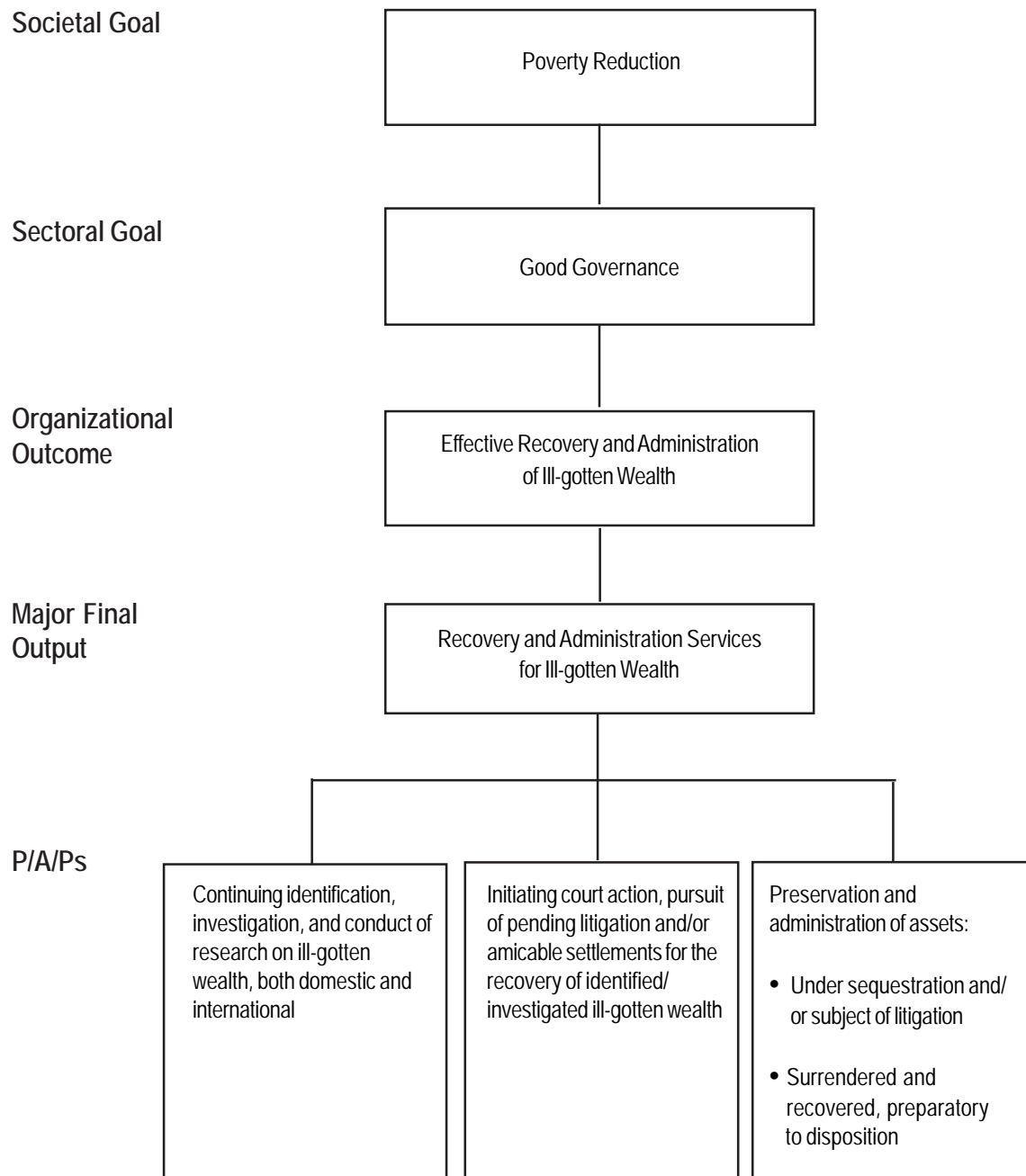
Legal Basis

- **Executive Order No. 1** (February 28, 1986), as amended by EO 13, created the Presidential Commission on Good Government (PCGG) under the Office of the President (OP).
- **Executive Order No. 14** (May 7, 1986), as amended by EO 14-A, defined jurisdiction over cases involving the ill-gotten wealth of the Marcoses, close relatives and associates.
- **Executive Order No. 286** (July 25, 1987) created the Sequestered Assets Disposition Authority (SADA) under OP to oversee the disposition of assets and properties recovered by the government, including those voluntarily surrendered to the PCGG.
- **Executive Order No. 149** (December 28, 1993) transferred the SADA from the Office of the President to the PCGG.
- **Executive Order No. 643** (July 27, 2007) placed the PCGG under the administrative supervision of the Department of Justice (DOJ).

Mandate

The Presidential Commission on Good Government (PCGG) is responsible for the recovery of ill-gotten wealth accumulated by former President Ferdinand E. Marcos, his immediate family, relatives, subordinates and close associates, whether located in the Philippines or abroad, including the takeover or sequestration of all business enterprises and entities owned or controlled by them, during his administration, directly or through nominees, by taking undue advantage of their public office and/or using their powers, authority, influence, connection or relationship.

LOGICAL FRAMEWORK (PCGG)



PERFORMANCE MEASURES AND TARGETS
(Amounts in Thousand Pesos)

Particulars	FY 2008	FY 2009	FY 2010
	Actual/Amount	Target/Amount	Target/Amount
MFO			
Recovery and administration services for ill-gotten wealth	87,141	91,740	89,329
No. of ill-gotten assets identified/investigated and monitored	520	500	500
Amount of recovery higher or at par with the cost of recovery (P'000)	2,336,513	569,802	147,266
Recovery and disposition done within a reasonable timetable	Within or earlier than the prescribed period	Within or earlier than the prescribed period	Within or earlier than the prescribed period
TOTAL	87,141	91,740	89,329

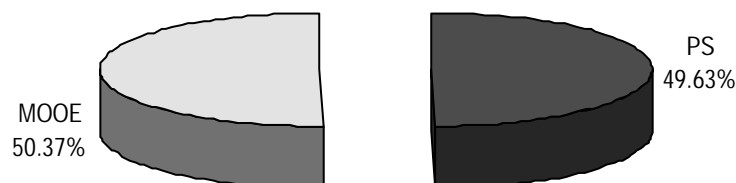
Note: The amount in FY 2008 Actual is net of P31.818M actual obligations from the Use of Income as provided in the Special Provision of the PCGG Budget.

FY 2010 MFO BUDGET

By MFO/By Expense Class
(In thousand pesos)

Particulars	PS	MOOE	CO	TOTAL	%SHARE
MFO					
Recovery and administration services for ill-gotten wealth	44,334	44,995		89,329	100%
TOTAL	44,334	44,995		89,329	100%
%SHARE	49.63%	50.37%		100%	

By Expense Class
(Total Budget = P89,329,000)





Public Attorney's Office

Legal Basis

- **Republic Act No. 1199** (August 30, 1954) created the Agricultural Tenancy Commission, later renamed Tenancy Mediation Commission (TMC), to provide legal assistance to agricultural tenants.
- **Republic Act No. 3844** (August 8, 1963), the Agricultural Land Reform Code, reconstituted and renamed the TMC to Office of the Agrarian Counsel (OTAC).
- **Presidential Decree No. 1** (September 24, 1972), or the Integrated Reorganization Plan, made possible the shift from strictly agrarian concerns to legal aid with the creation of the Citizen's Legal Assistance Office (CLAO) to represent, free of charge, indigent persons in legal cases.
- **Letter of Implementation No. 4** (October 23, 1972) implemented the provisions of PD 1 on the creation of CLAO, expanding its functions to include civil, administrative, criminal, and labor cases as well.
- **Executive Order No. 292** (July 25, 1987), the Administrative Code of 1987, renamed CLAO to Public Attorney's Office (PAO), an attached agency of the Department of Justice.
- **Republic Act No. 9406** (March 23, 2007), reorganized and strengthened the PAO and amended pertinent provisions of Executive Order No. 292, Administrative Code of 1987.

Mandate

The Public Attorney's Office (PAO) provides free legal representation, assistance and counselling to indigent persons in all criminal, civil, labor, administrative and other quasi-judicial cases in the interest of justice.

LOGICAL FRAMEWORK (PAO)

Societal Goal

Peace & Order/Justice

Sectoral Goal

Rule of Law

Organizational Outcome

Accessible Legal Services to Indigents

Major Final Output

Free Legal Representation and Counseling Services to Indigents

P/A/P

Provision of Legal and Counseling Services to Indigents

PERFORMANCE MEASURES AND TARGETS
(Amounts in Thousand Pesos)

Particulars	FY 2008	FY 2009	FY 2010
	Actual / Amount	Target / Amount	Target / Amount
MFO			
Free legal representation and counselling services to indigents	750,825	816,430	875,076
No. of cases handled (Judicial)	486,761	566,439	618,583
No. of cases handled (Quasi-Judicial)	81,652	95,295	104,106
No. of clients served (Instant services)	4,271,575	5,104,710	5,657,156
TOTAL	750,825	816,430	875,076

FY 2010 MFO BUDGET

By MFO/By Expense Class
(In thousand pesos)

Particulars	PS	MOOE	CO	TOTAL	% Share
MFO					
Free legal representation and counselling services to indigents	784,462	80,614	10,000	875,076	100%
TOTAL	784,462	80,614	10,000	875,076	100%
% Share	89.65%	9.21%	1.14%	100%	

By Expense Class
(Total Budget = P875,076,000)

