



DEPARTMENT OF AGRICULTURE

Legal Basis*

- **Presidential Decree No. 461** (May 17, 1974) reorganized the Department of Agriculture and Natural Resources (DANR) into a Department of Agriculture (DA) and a Department of Natural Resources (DNR) and provided for the functional and structural configuration of the two departments.
- **Executive Order No. 967** (June 30, 1984) renamed the Ministry of Agriculture (then Department, in view of the presidential form of government) into a Ministry of Agriculture and Food (MAF).
- **Executive Order No. 116** (January 30, 1987) reorganized the MAF into a Ministry of Agriculture, integrating into it all offices and agencies whose functions relate to agriculture and fisheries.
- **Republic Act No. 8435** (December 22, 1997), "The Agriculture and Fisheries Modernization Act of 1997", mandated the Department of Agriculture (in keeping with the presidential form of government) to formulate and implement a medium and long-term comprehensive Agriculture and Fisheries Modernization Plan.

Mandate

The Department of Agriculture (DA) promotes agricultural development and growth. In pursuit of this mandate, the DA provides the policy framework, helps direct public investments, and, in partnership with local government units, provides the support services necessary to make agriculture and agri-based enterprises profitable and helps spread the benefits of development to the poor, particularly in the rural areas.

* The birth of an agriculture department in the country can be traced to the establishment of a Department of Agriculture and Manufacturing by President Emilio Aguinaldo on June 23, 1898. In the early 1900s, the Department experienced various restructuring as Department of Agriculture and Natural Resources, Department of Agriculture and Commerce to Department of Agriculture and Natural Resources in 1947 until the issuance of PD 461 which established a Department of Agriculture distinct from the Department of Natural Resources.

LOGICAL FRAMEWORK (DA)

Societal Goal

Poverty Reduction and Improved Quality of Life

Sectoral Goals

Food Security

Global Competitiveness

Increased Rural Income

Sustainable Development

Organizational Outcomes

Increased Agriculture and Fisheries Production and Productivity

Reduced Cost of Priority Wage Goods and Other Important Non-Wage Goods

Improved Quality of Agriculture and Fishery Products

Increased Employment in Agriculture and Fisheries

Major Final Outputs

MFO 1

Agriculture and Fishery Support Services Delivered

Production Support
Market Development
Credit Facilitation
Irrigation Development
Postharvest/other Infrastructure
Extension Support, Education and Training

MFO 2

Regulations Developed, Implemented, Monitored and Enforced

MFO 3

Plans and Policies Developed, Implemented, Monitored and Evaluated

P/A/Ps

- GMA Banner Programs (Rice, Corn, HVCC, Livestock and Fisheries)
- Irrigation Development Projects
- Farm-to-Market Road Projects
- Post-Harvest Development Projects
- Credit Facilitation Services - Innovative Financing Schemes
- Organic-Based Agriculture Development: "Agri-Kalikasan" / "Tipid Abono" Program
- Barangay Food Terminal
- Huwarang Palengke Program
- Tindahan Natin Program
- Hunger Mitigation Program
- E-extension Program
- Implementation of Research Projects (BAR)
- Philippine Agriculture and Fisheries Biotechnology (Bio-Tech)
- DA Bio-Fuels Program
- El Niño / La Niña Mitigation Program
- Avian Influenza Protection Program
- Foot and Mouth Disease Control and Prevention Program
- Management of Plant and Pests Diseases
- BFAR Coastal Resource Management

- Development and Implementation of Standards for Agriculture and Fishery Products
- Meat Inspection and Accreditation Services
- Avian Influenza Protection Program
- Foot and Mouth Disease Control and Prevention Program
- Management of Plant and Pests Diseases
- Bantay Dagat Program
- Fish Health Management and Inspection
- Monitoring, Control and Surveillance
- BFAR Coastal Resource Management
- Inland Fisheries Management
- National Stock Assessment Program
- Inspection / Quarantine

- Formulation of Agriculture and Fisheries Policies and Policy Agenda
- Formulation of Agriculture and Fisheries Development Plan
- Conduct of Policy Research Activities
- Agriculture and Fishery Statistics / Data Generation

PERFORMANCE MEASURES AND TARGETS
(Amounts in Thousand Pesos)

Particulars	FY 2008	FY 2009	FY 2010
	Actual / Amount	Target / Amount	Target / Amount
MFO 1			
Agriculture and Fisheries Support Services Delivered	31,778,506	38,861,467	33,858,218
Production Support Services			
• Beneficiaries provided with agriculture and fishery support services (seeds, planting materials, animals, fingerlings, etc.)			
- Individuals	5,270,483 (no.)	2,825,648 (no.)	2,566,205 (no.)
- Groups	3,553 (no.)	401 (no.)	153 (no.)
• Seeds distributed			
- Rice	113,213,020 (kg)	161,173,412 (kg)	60,833,900 (kg)
- Corn	2,379,266 (kg)	45,200 (kg)	5,620 (kg)
- Vegetables	42,901 (kg)	63,573 (kg)	87,496 (kg)
- Cotton	3 (kg)	255 (kg)	225 (kg)
• Planting materials distributed	24,123,185 (pc)	19,503,538 (pc)	17,112,013 (pc)
• Fingerlings and broodstock distributed	148,457,904 (pc)	192,179,623 (pc)	194,253,470 (pc)
• Animals distributed	31,052 (head)	368,046 (head)	35,431 (head)
• Semen straws distributed	293,354 (no.)	210,400 (no.)	315,454 (no.)
• Biologics, vaccines and drugs distributed	11,071,952 (dose)	16,686,698 (dose)	30,243,339 (dose)
• Biological control agents distributed (tricho cards, diadegma, cotesia)	3,345,896 (pc)	10,871,601 (pc)	10,376,461 (pc)
• Fertilizers and other soil ameliorants distributed	15,188,336 (kg)	20,134,725 (kg)	7,429,235 (kg)
• Testing kits distributed (STK/RSTK, LCC, MOET)	40,132 (no.)	80,999 (no.)	124,992 (no.)
• Farm and fishery production-related machinery and equipment distributed (tractors, tillers, etc.)	10,261 (no.)	73,401 (no.)	15,103 (no.)
• Production facilities established (nurseries, tissue-culture laboratories, clonal garden, etc.)	306 (no.)	12,755 (no.)	1,327 (no.)
• Production-related R & D activities			
- Funded	530 (no.)	261 (no.)	274 (no.)
- Conducted	558 (no.)	769 (no.)	730 (no.)
• Research facilitated for Intellectual Property Rights (IPR) application	26 (no.)	15 (no.)	19 (no.)
• Production-related and post-production technologies commercialized	34 (no.)	70 (no.)	28 (no.)
• Research facilities funded/upgraded/maintained	303 (no.)	264 (no.)	232 (no.)
• Production-related ICT activities conducted (information system/database developed, ICT facilities upgraded/maintained)	12 (no.)	12 (no.)	71 (no.)
Market Development Services			
• Beneficiaries provided with market development services (market matching, trade fairs, etc.)			
- Individuals	16,761 (no.)	9,704 (no.)	11,774 (no.)
- Groups	448 (no.)	199 (no.)	300 (no.)
• Market-related events funded	66 (no.)	203 (no.)	243 (no.)
• Market-related events assisted	194 (no.)	166 (no.)	171 (no.)
• Market-related events conducted	569 (no.)	932 (no.)	576 (no.)
• Market-related infrastructure facilitated (auction market, bagsakan center, food terminal, trading post)	80 (no.)	929 (no.)	690 (no.)
• Market research activities conducted (market reconnaissance)	67 (no.)	246 (no.)	34 (no.)
• Market-related ICT activities conducted (information system/database developed, ICT facilities upgraded/maintained)	35 (no.)	27 (no.)	28 (no.)

Particulars	FY 2008	FY 2009	FY 2010
	Actual / Amount	Target / Amount	Target / Amount
Credit Facilitation Services			
• Individuals or groups assisted to access credit and insurance			
- Individuals	10,360 (no.)	133,308 (no.)	105,319 (no.)
- Groups	1,506 (no.)	89 (no.)	95 (no.)
• Individuals or groups granted with credit, insurance cover, and guarantee			
- Individuals	65 (no.)	100 (no.)	200 (no.)
• Total amount of credit (fresh loans), insurance cover and guarantee granted to beneficiaries	0.41 (Pbillion)	2.930 (Pbillion)	3.060 (Pbillion)
• Institutional capacity building assistance provided	70 (no.)		41 (no.)
• Amount collected for Agro-industry Modernization Credit and Financing Program (AMCFP)	429.660 (Pmillion)	150.400 (Pmillion)	288.600 (Pmillion)
• Credit-related research activities conducted (innovative financing schemes)	1 (no.)	2 (no.)	2 (no.)
Irrigation Development Services			
• Status of irrigation development	48.62%	49.27%	49.50%
• Increase in cropping intensity			
- NIS	149.29%	155.69%	168.32%
- CIS	134.10%	135.83%	150.75%
• Beneficiaries directly benefited from construction, rehabilitation and restoration of irrigation systems	50,426 (no.)	116,865 (no.)	237,908 (no.)
• Service area generated	11,511 (has)	20,426 (has)	8,179 (has)
• Service area rehabilitated	86,178 (has)	82,625 (has)	91,300 (has)
• Service area restored	51,819 (has)	100,000 (has)	138,429 (has)
Other Infrastructure and Postharvest Development Services			
• Beneficiaries of postharvest equipment and facilities			
- Individuals	1,228 (no.)	11,194 (no.)	11,222 (no.)
- Groups	6 (no.)	6 (no.)	272 (no.)
• Postharvest equipment and machinery distributed (threshers, shellers, dryers, storage equipment, etc.)	2,882 (no.)	1,275 (no.)	649 (no.)
• Postharvest facilities constructed (drying facilities, storage facilities, processing plants, etc.)	60 (no.)	2,080 (no.)	552 (no.)
• Postharvest research and development activities conducted	52 (no.)	212 (no.)	60 (no.)
• PH-related ICT activities conducted (information system/database developed, ICT facilities upgraded or maintained)	22 (no.)	8 (no.)	8 (no.)
• Tramline constructed/rehabilitated		68 (km)	37 (km)
• Farm-to-market roads constructed/rehabilitated	1,697 (km)	3,460 (km)	3,183 (km)
• Foot bridge/foot paths constructed/rehabilitated	1 (km)	37 (km)	83 (km)
• Mariculture parks established/maintained	48 (no.)	86 (no.)	261 (no.)
• Regional fish ports constructed/maintained	5 (no.)	7 (no.)	1 (no.)
Extension Support, Education and Training Services			
• Participants trained (farmers, fishers, etc.)	137,539 (no.)	181,157 (no.)	551,046 (no.)
• Training and training-related events conducted (TOT, FFS, SOA, field day, etc.)	6,914 (no.)	40,242 (no.)	24,798 (no.)
• IEC materials disseminated:			
- Print and audio visual (including digital)	1,129,605 (cps)	1,109,800 (cps)	1,229,037 (cps)
- Radio/TV plugs/jingles/advertisements and programs	5,537 (no. of times aired)	37,325 (no. of times aired)	38,818 (no. of times aired)

Particulars	FY 2008	FY 2009	FY 2010
	Actual / Amount	Target / Amount	Target / Amount
- Advertisement published	2,148 (no.)	6,367 (no.)	944 (no.)
• Non-DA scholars (extension workers, fisherfolk, etc.) given study grants	12 (no.)	125 (no.)	53 (no.)
• Technology demonstrations established/maintained	3,220 (no.)	6,076 (no.)	19,667 (no.)
• Extension standards (manual) developed & approved		10 (no.)	2 (no.)
• Number of extension-related research activities conducted (case studies, impact research, evaluation studies)	229 (no.)	193 (no.)	55 (no.)
• Extension-related ICT activities conducted (information system/database developed, ICT facilities upgraded/maintained, OPAPA)	136 (no.)	79 (no.)	188 (no.)
MFO 2			
Regulations Developed, Implemented, Monitored and Enforced	1,003,197	1,265,895	1,352,797
• Regulatory documents issued (certificates, licenses, clearances and permits, registrations, FLAs)	3,267,757 (no.)	1,645,822 (no.)	2,041,116 (no.)
• Apprehensions made (quarantine, illegal fishing, poaching, etc.)	146 (no.)	135 (no.)	15 (no.)
• Amount of fees collected from issuance of regulatory documents	126.635 (Pmillion)	28.156 (Pmillion)	36.335 (Pmillion)
• Product standards established/implemented/updated	16 (no.)	79 (no.)	28 (no.)
• Coastal Resource Management projects implemented (fish sanctuaries, artificial reefs, sea garden)	214 (no.)	275 (no.)	263 (no.)
• Regulatory research activities conducted (standards)	60 (no.)	108 (no.)	23 (no.)
• Regulatory-related ICT activities conducted (information system/database developed, ICT facilities upgraded/maintained)	10 (no.)	4 (no.)	3 (no.)
MFO 3			
Plans and Policies Developed, Implemented, Monitored and Evaluated	2,024,531	2,438,480	2,616,932
• Policy issues resolved or addressed	290 (no.)	209 (no.)	259 (no.)
• Department Orders on agriculture and fishery policies issued	10 (no.)	106 (no.)	11 (no.)
• National agriculture and fishery plans formulated and distributed (AFMP, SAFDZ, MTPIP, etc.)	1,235 (no.)	784 (no.)	261 (no.)
• Programs and project endorsed and approved	270 (no.)	204 (no.)	443 (no.)
• Evaluation studies conducted (impact studies, etc.)	66 (no.)	198 (no.)	275 (no.)
• Reports (by type) disseminated	375 (no.)	1,774 (no.)	3,964 (no.)
• Policy studies conducted	37 (no.)	990 (no.)	69 (no.)
• Executive and legislative agenda supported	5 (no.)	185 (no.)	15 (no.)
• Public consultations conducted	3,047 (no.)	3,356 (no.)	3,854 (no.)
• Resolutions endorsed		591 (no.)	604 (no.)
• Policy advocacy materials distributed (briefs, flyers, brochures, etc.)	55,545 (no.)	37,277 (no.)	30,709 (no.)
• Policy-related ICT activities conducted (information system/database developed, ICT facilities upgraded/maintained)	116 (no.)	180 (no.)	415 (no.)
• Website hits	6,000 (no.)	63,606 (no.)	54,519 (no.)
• Information, statistics, and maps electronically downloaded by users	49,368 (no.)	20,457 (no.)	21,618 (no.)
TOTAL	34,806,234	42,565,842	37,827,947

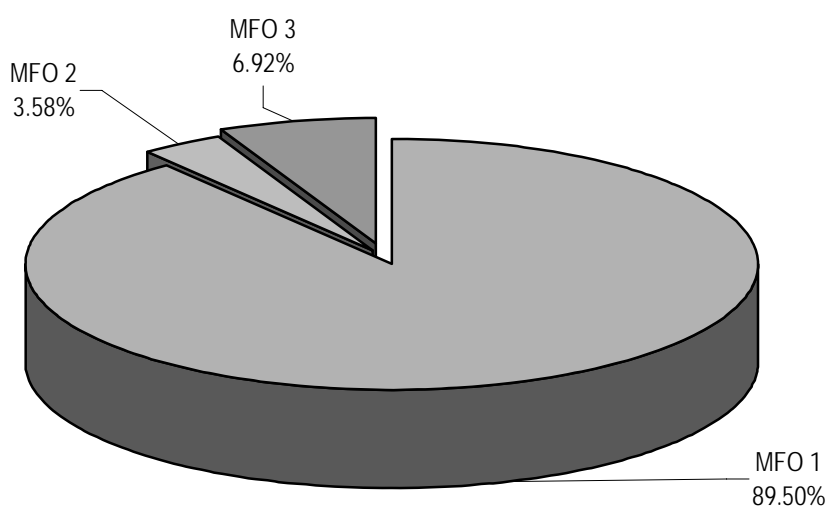
* AFMP - Agriculture and Fisheries Modernization Plan
SAFDZ - Strategic Agriculture and Fisheries Development Zone

FY 2010 MFO BUDGET

By MFO/By Expense Class (In thousand pesos)

PARTICULARS	PS	MOOE	CO	TOTAL	% Share
MFO 1 Agriculture and Fisheries Support Services Delivered	1,648,404	8,815,180	23,394,634	33,858,218	89.50%
MFO 2 Regulations Developed, Implemented, Monitored and Enforced	381,216	564,542	407,039	1,352,797	3.58%
MFO 3 Plans and Policies Developed, Implemented, Monitored and Evaluated	870,609	1,107,781	638,542	2,616,932	6.92%
TOTAL	2,900,229	10,487,503	24,440,215	37,827,947	100%
% Share	7.67%	27.72%	64.61%	100%	

By MFO (Total Budget = P37,827,947,000)

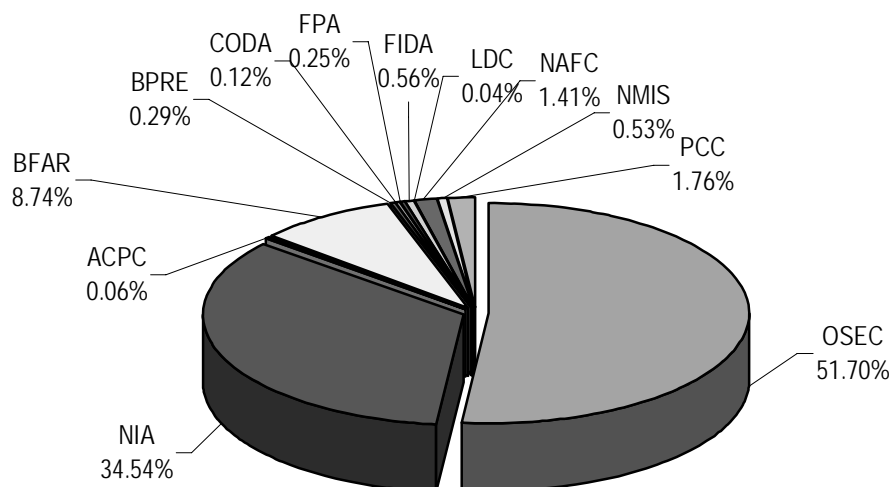


FY 2010 MFO BUDGET

By Agency/By MFO (In thousand pesos)

Particulars	MFO 1 Agriculture and fisheries support services delivered	MFO 2 Regulations developed, implemented, monitored and enforced	MFO 3 Plans and policies developed, implemented, monitored and evaluated	TOTAL	% Share
OSEC	16,856,759	440,047	2,258,504	19,555,310	51.70%
NIA	13,064,386	-	-	13,064,386	34.54%
ACPC	11,279	-	11,089	22,368	0.06%
BFAR	2,467,022	666,737	171,878	3,305,637	8.74%
BPRE	105,229	-	6,435	111,664	0.29%
CODA	43,758	248	1,843	45,849	0.12%
FPA	3,933	85,843	3,801	93,577	0.25%
FIDA	129,756	66,358	15,436	211,550	0.56%
LDC	-	-	17,057	17,057	0.04%
NAFC	470,672	-	63,625	534,297	1.41%
NMIS	86,267	93,564	21,704	201,535	0.53%
PCC	619,157	-	45,560	664,717	1.76%
TOTAL	33,858,218	1,352,797	2,616,932	37,827,947	100.00%
% Share	89.50%	3.58%	6.92%	100.00%	

By Agency (Total Budget = P37,827,947,000)

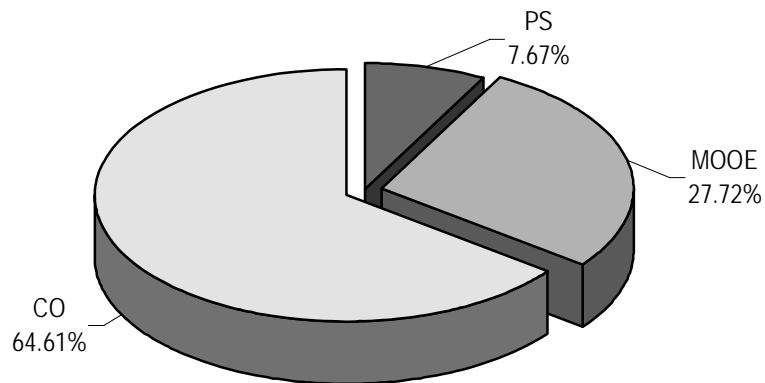


FY 2010 MFO BUDGET

By Agency/By Expense Class
(In thousand pesos)

Particulars	PS	MOOE	CO	TOTAL	% Share
OSEC	2,069,800	8,129,255	9,356,255	19,555,310	51.70%
NIA	-	70,000	12,994,386	13,064,386	34.54%
ACPC	14,897	7,471	-	22,368	0.06%
BFAR	345,459	1,554,576	1,405,602	3,305,637	8.74%
BPRE	53,968	42,087	15,609	111,664	0.29%
CODA	38,585	7,264	-	45,849	0.12%
FPA	26,292	22,980	44,305	93,577	0.25%
FIDA	136,167	68,118	7,265	211,550	0.56%
LDC	7,802	9,255	-	17,057	0.04%
NAFC	40,597	348,853	144,847	534,297	1.41%
NMIS	109,150	58,385	34,000	201,535	0.53%
PCC	57,512	169,259	437,946	664,717	1.76%
TOTAL	2,900,229	10,487,503	24,440,215	37,827,947	100.00%
% Share	7.67%	27.72%	64.61%	100.00%	

By Expense Class
(Total Budget = P37,827,947,000)





Agricultural Credit Policy Council

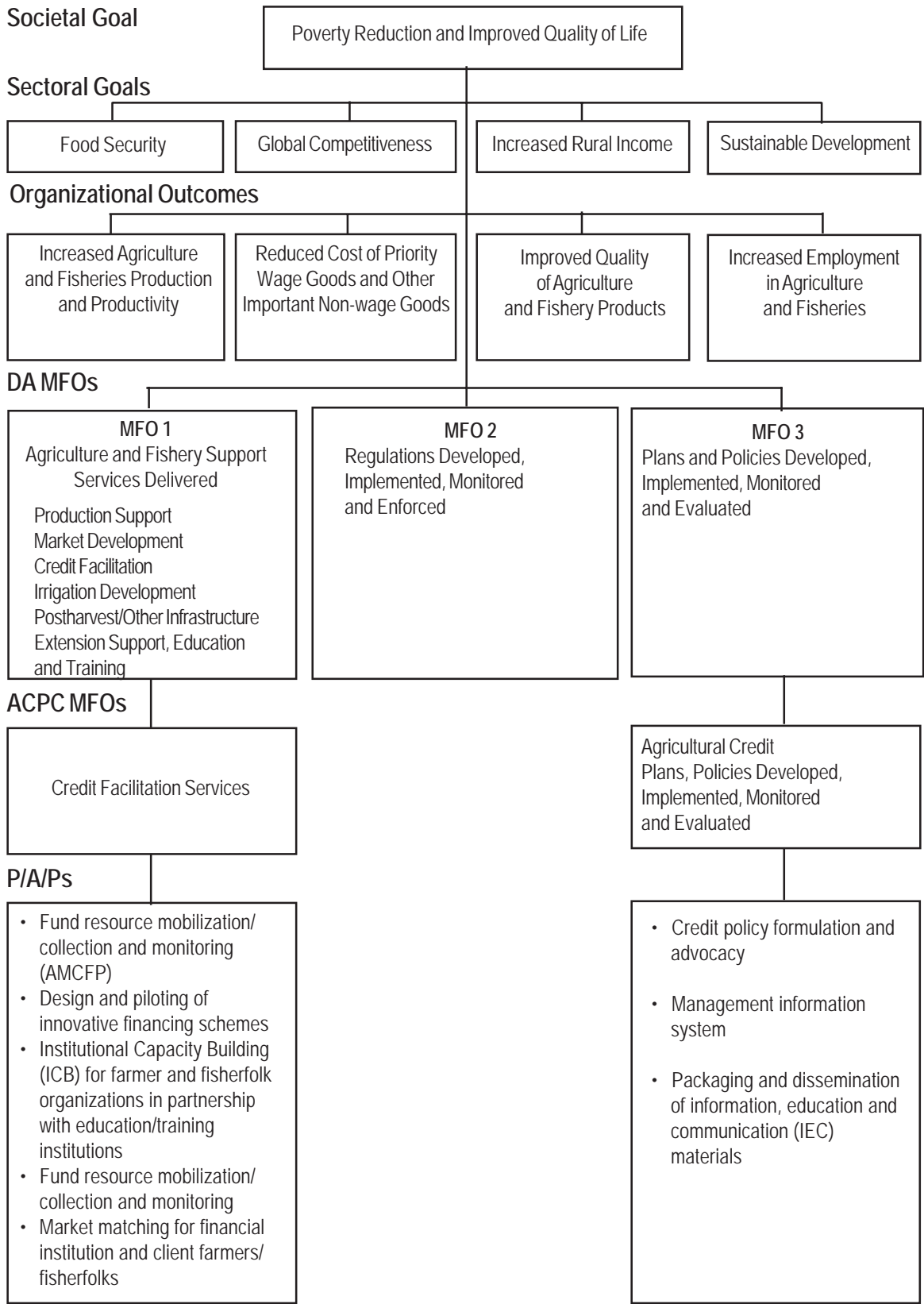
Legal Basis

- **Executive Order No. 113** (December 24, 1986) established the Comprehensive Agricultural Loan Fund (CALF) and created the Agricultural Credit Policy Council (ACPC) which replaced the Presidential Committee on Agricultural Credit (PCAC) and the Technical Board for Agricultural Credit (TBAC).
- **Republic Act No. 7607** (June 4, 1992), otherwise known as the Magna Carta for Small Farmers, provided for the ACPC to expand its coverage to include small farmers, and promote innovative financing schemes to support the latter's credit needs.
- **Republic Act No. 8435** (December 22, 1997), the Agriculture and Fisheries Modernization Act of 1997, provided for the phasing out of Directed Credit Programs (DCPs) and the setting up of the Agro-Industry Modernization Credit and Financing Program (AMCFP) as the umbrella credit framework of the ACPC and other credit-related agencies. (The implementing guidelines of RA 8435 and subsequent other issuances established the role of the ACPC to oversee the AMCFP implementation)

Mandate

The Agricultural Credit Policy Council (ACPC) oversees the implementation of the AMCFP, synchronizes and ensures the economic soundness of all credit policies and programs in support of DA's priority programs, and promotes innovative financing schemes for the benefit of small farmers and fisherfolks.

LOGICAL FRAMEWORK (ACPC)





Bureau of Fisheries and Aquatic Resources

Legal Basis

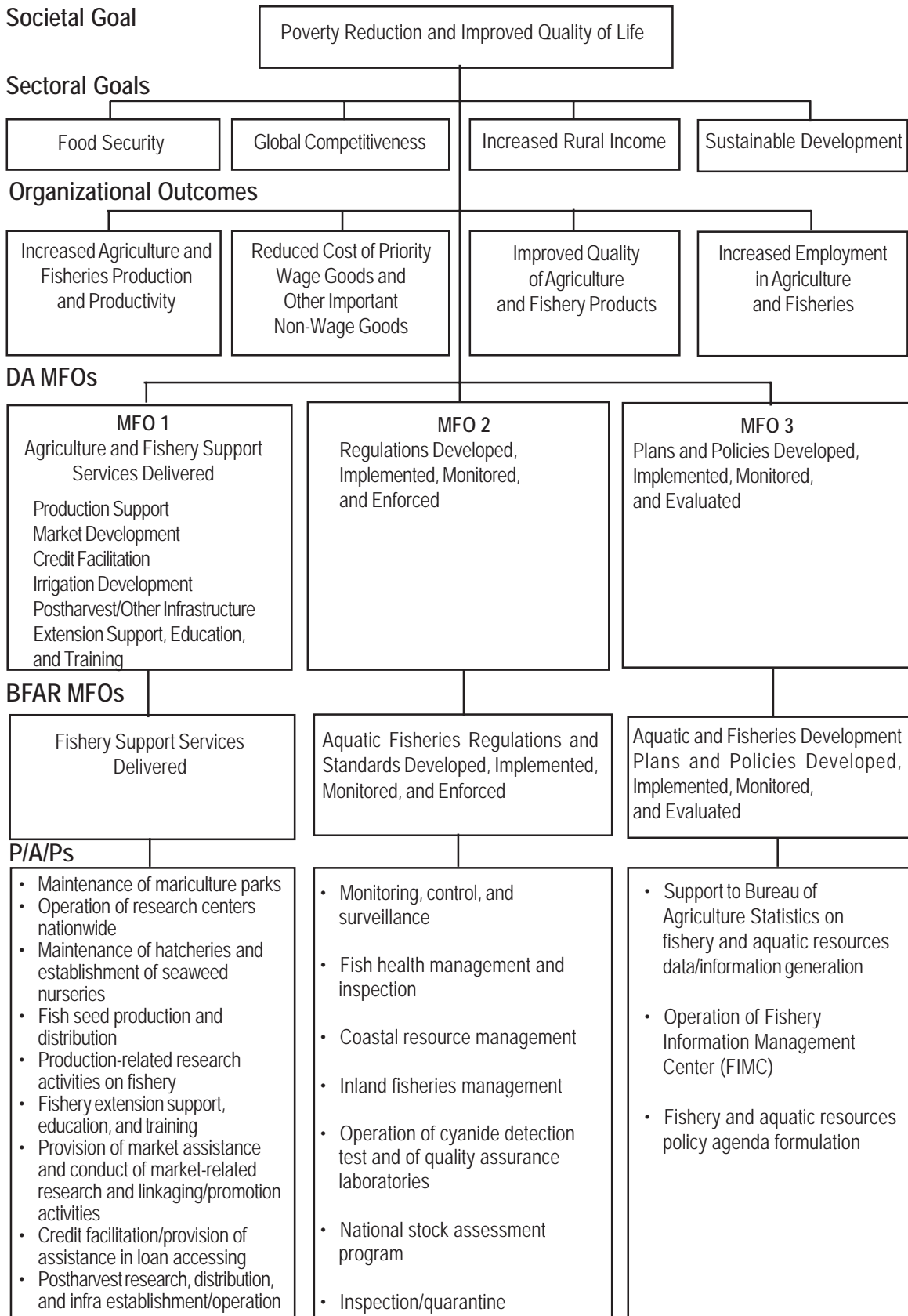
- **Republic Act No. 177** (June 20, 1947) created the Bureau of Fisheries under the Department of Agriculture and Commerce, incorporating into the Bureau the Division of Fisheries under the said Department and all sections, field districts, experimental stations and all activities and agencies of the National Government connected with fishery work.
- **Republic Act No. 3512** (March 20, 1963) reorganized the Bureau of Fisheries into a Philippine Fisheries Commission (PFC) under the direct control and supervision of the Secretary of the Department of Agriculture and Natural Resources (formerly Department of Agriculture and Commerce).
- **Integrated Reorganization Plan of 1972**. (September 24, 1972) renamed the PFC back to Bureau of Fisheries.
- **Presidential Decree No. 461** (May 17, 1974) reorganized the Department of Agriculture and Natural Resources into two separate departments, i.e., Department of Agriculture and Department of Natural Resources, renamed the Bureau of Fisheries as Bureau of Fisheries and Aquatic Resources (BFAR) and placed it under the Department of Natural Resources.
- **Executive Order No. 967** (June 30, 1984) transferred BFAR from the Ministry of Natural Resources (nomenclature change due to parliamentary form of government) to the Ministry of Agriculture and Food (MAF), converting it into a staff bureau and integrating its regional offices (ROs) into the MAF's ROs.
- **Executive Order No. 116** (January 30, 1987) reorganized the MAF into the Ministry of Agriculture and sustained the staff bureau status of BFAR.
- **Republic Act No. 8550** (February 25, 1998), the Philippine Fisheries Code of 1998, provided for the development, management and conservation of the fisheries and aquatic resources and integrated all pertinent laws into the code, reconstituting BFAR into a line bureau under the Department of Agriculture (under presidential form of government this time) and creating the National Fisheries Research and Development Institute (NFRDI) as the research arm of the Bureau.

Mandate

The Bureau of Fisheries and Aquatic Resources (BFAR) is responsible for the development, improvement, management, and conservation of the country's fishery and aquatic resources.

The Fisheries agency is one of the oldest structures in the history of the Philippine bureaucracy. Basic functions concerning the development of the country's fisheries and aquatic resources were already being undertaken by some agencies (as the Bureau of Science) through a Fisheries Division in early 1900s. In the 1930s, a Fish and Game Administration (FGA) was established which integrated the Division of Fisheries and Division of Zoology of the Bureau of Science with the Division of Forest Fauna and Grazing in the Bureau of Forestry. The FGA was transformed back to a Division of Fisheries under the Department of Agriculture and Commerce in 1939. RA 177 converted the said division into a Bureau of Fisheries.

LOGICAL FRAMEWORK (BFAR)





Bureau of Post-harvest Research and Extension

Legal Basis

- **Presidential Decree No. 1380** (May 24, 1978) created the National Post Harvest Institute for Research and Extension (NAPHIRE) as the research and extension arm of the National Grains Authority (NGA) for post-harvest technology.
- **Letter of Instructions No. 1142** (May 25, 1981) converted the NGA into a National Food Authority (NFA) and, correspondingly, expanded the powers and functions of the NAPHIRE to include other agricultural commodities.
- **Executive Order No. 116** (January 30, 1987) renamed the Ministry of Agriculture and Food (MAF) into the Ministry of Agriculture (MA), and identified the NFA and its subsidiaries as attached to the MA, including NAPHIRE as NFA's research/extension arm.
- **Executive Order No. 494** (December 6, 1991), reorganized certain government-owned and controlled corporations and provided for the regularization of some entities, including the NAPHIRE which was transformed into the Bureau of Postharvest Research and Extension (BPRE) under the Department of Agriculture (DA).
- **Republic Act No. 8435** (December 22, 1997), the Agriculture and Fisheries Modernization Act of 1997, defined the role of the BPRE in enhancing agriculture and fisheries development.

Mandate

The Bureau of Postharvest Research and Extension (BPRE) generates, extends, and commercializes appropriate post-production technologies and practices to reduce losses, improve food and feed quality, ensure food safety, and maximize the benefits that accrue to the various stakeholders.

LOGICAL FRAMEWORK (BPRE)

Societal Goal

Poverty Reduction and Improved Quality of Life

Sectoral Goals

Food Security

Global Competitiveness

Increased Rural Income

Sustainable Development

Organizational Outcomes

Increased Agriculture and Fisheries Production and Productivity

Reduced Cost of Priority Wage Goods and Other Important Non-Wage Goods

Improved Quality of Agriculture and Fishery Products

Increased Employment in Agriculture and Fisheries

DA MFOs

MFO 1

Agriculture and Fishery Support Services Delivered

Production Support
Market Development
Credit Facilitation
Irrigation Development
Postharvest/Other Infrastructure
Extension Support, Education, and Training

MFO 2

Regulations Developed, Implemented, Monitored, and Enforced

MFO 3

Plans and Policies Developed, Implemented, Monitored, and Evaluated

BPRE MFOs

Postproduction Technology Research and Development and Extension Services

Postharvest/Post Production Research and Development and Extension Support, Education and Training Services (ESETS) in Support of Regulatory Services

Postharvest/Post Production Research and Development and Extension Support, Education and Training Services (ESETS) in Support of Planning and Development, Monitoring, and Evaluation

P/A/Ps

- Research and development on postharvest facilities and equipment
- Technology advancement in support of research
- Extension technical support and assistance development

- Evaluation of technologies and postharvest facilities and equipment for product quality assurance/ technology performance
- Development of management system for the control of microorganisms
- Rationalization of engineering services focused on PH facilities and equipment

- Assessment of marketing systems
- Socio-economic assessment of developed technologies
- Quantitative and qualitative loss assessments
- Comprehensive assessment of available postharvest facilities and technologies



Cotton Development Administration

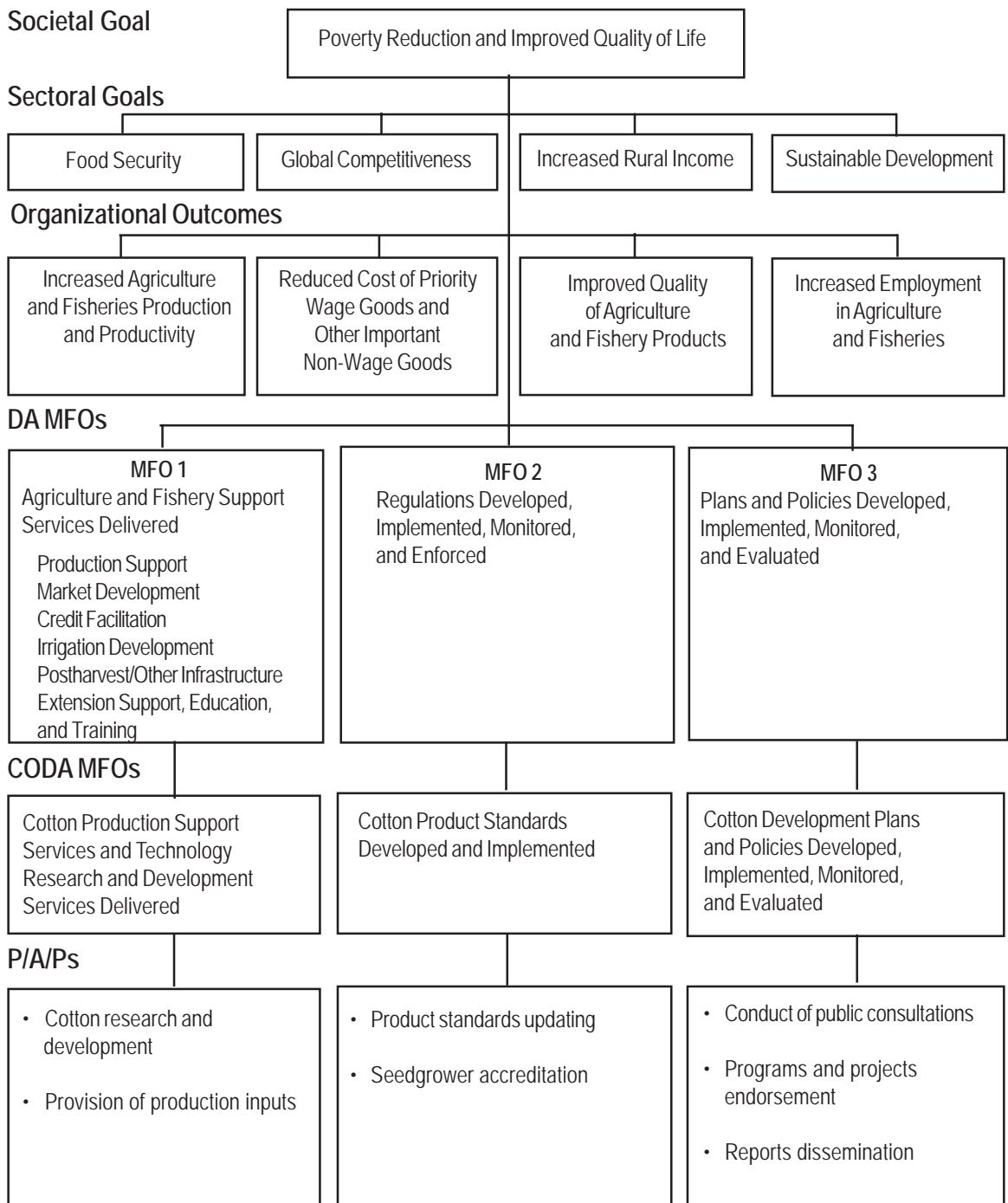
Legal Basis

Republic Act No. 8486 (February 11, 1998), the Cotton Industry Development Act of 1998, merged the Philippine Cotton Corporation (PCC) and the Cotton Research and Development Institute (CRDI) into a single entity, the Cotton Development Administration (CODA), attached to the Department of Agriculture.

Mandate

The Cotton Development Administration (CODA) provides the necessary support to cotton industry development through appropriate services in cotton production, research, extension and training, financial assistance and other support services with the goal of improving farmers' income, reducing lint imports, and generating foreign exchange revenues.

LOGICAL FRAMEWORK (CODA)





Fertilizer and Pesticide Authority

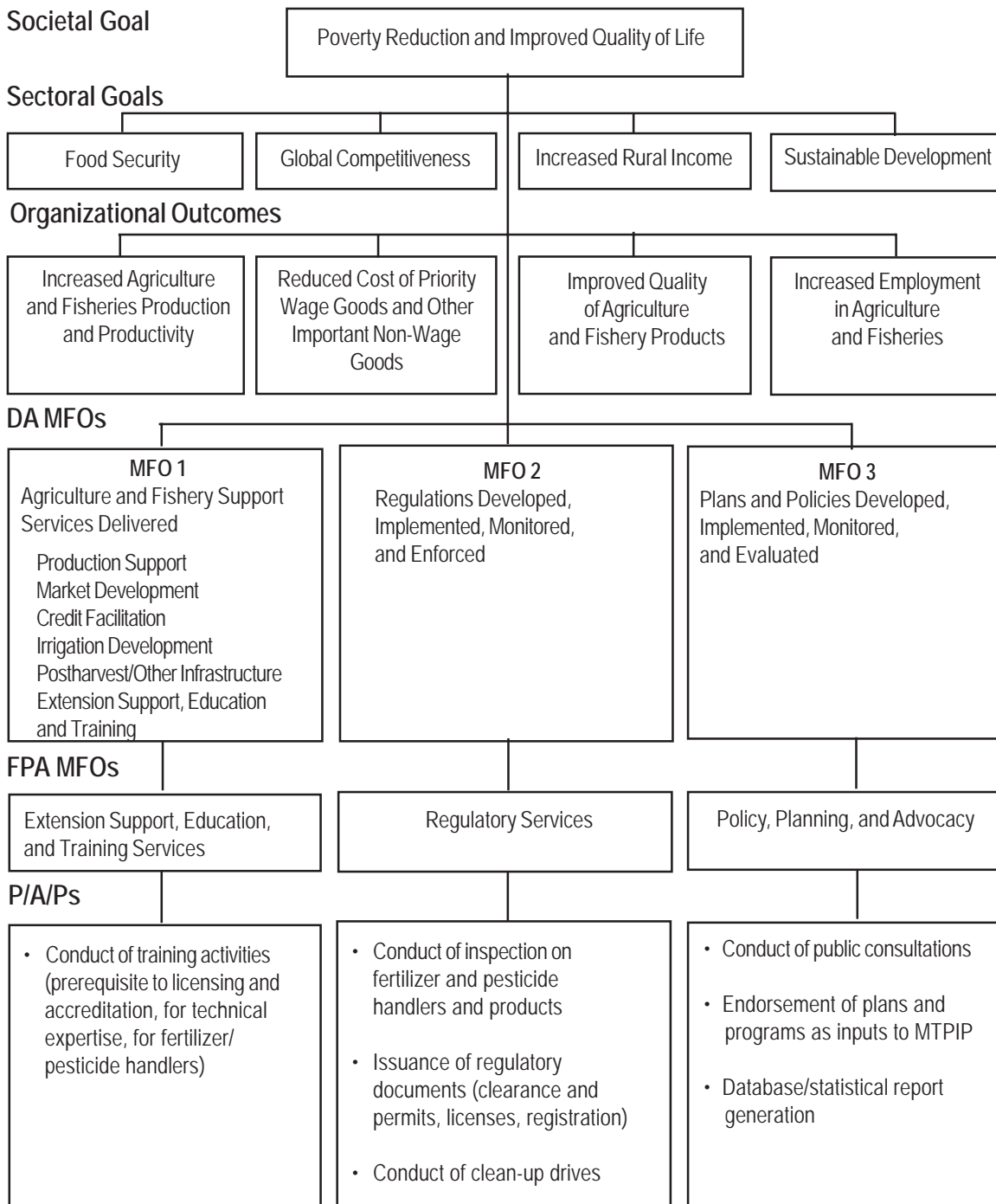
Legal Basis

- **Presidential Decree No. 135** (February 22, 1973) created the Fertilizer Industry Authority (FIA) “to regulate, control and develop the fertilizer industry in the country to assure the agricultural sector of adequate fertilizer supply at the lowest possible cost.”
- **Presidential Decree No. 1144** (May 30, 1977) abolished the FIA and created the Fertilizer and Pesticide Authority (FPA) as an attached agency of the Department of Agriculture.
- **Executive Order No. 116** (January 30, 1987) organized the units of the Ministry of Agriculture (nomenclature due to reorganization/change in the form of government) and integrated all offices and agencies whose functions relate to agriculture and fishery into the Ministry (now Department) of Agriculture with the FPA as one of those agencies attached to it.

Mandate

The Fertilizer and Pesticide Authority (FPA) is responsible for assuring the agricultural sector of adequate supply of fertilizer and pesticide at reasonable prices, rationalizing the manufacture and marketing of fertilizer, protecting the public from risks inherent in the use of pesticides, and educating the agricultural sector in the use of these inputs.

LOGICAL FRAMEWORK (FPA)





Fiber Industry Development Authority

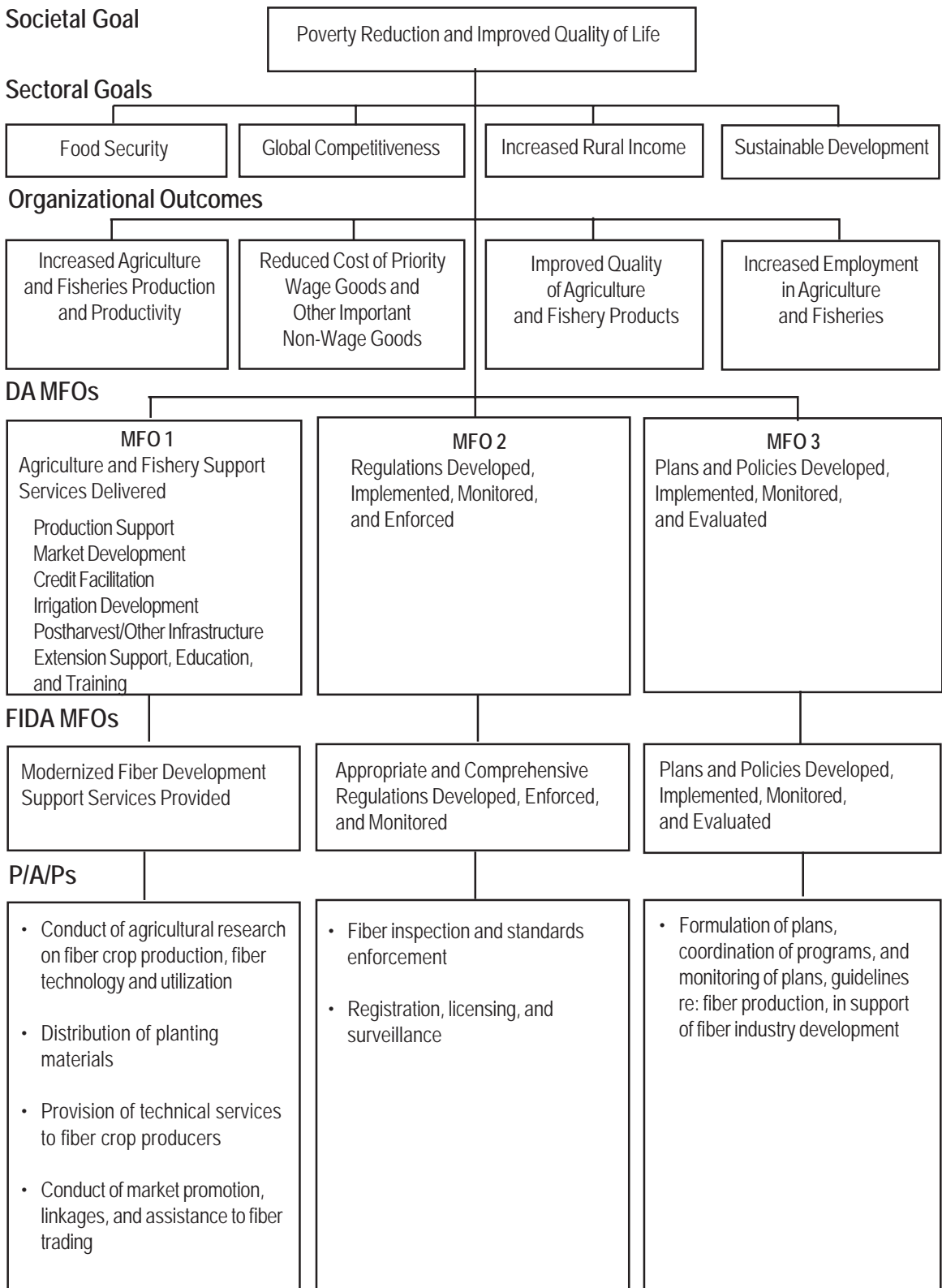
Legal Basis

- **Executive Order No. 709** (July 27, 1981) created the Fiber Development Authority (FDA) which absorbed the functions of the Bureau of Fiber and Inspection Service and of the Abaca Industry Development Authority (agencies under the Ministry of Industry), placing FDA (as a government corporation) under the administrative supervision of the Ministry of Agriculture.
- **Executive Order No. 116** (January 30, 1987) reorganized the units of the Ministry of Agriculture and integrated all offices and agencies whose functions relate to agriculture and fishery into the Ministry, identified the Fiber Industry Development Authority (FIDA, in effect renaming the FDA) as one of the attached corporations/agencies of the Ministry of Agriculture.
- **Executive Order No. 494** (December 6, 1991), reorganizing certain government-owned or controlled corporations, transformed FIDA as a regular agency under the Department of Agriculture.

MANDATE

The Fiber Industry Development Authority (FIDA) promotes the accelerated growth and development of the fiber industry in all its aspects through research, extension, production support, utilization technologies, market development, standards enforcement, and trade regulation.

LOGICAL FRAMEWORK (FIDA)





Livestock Development Council

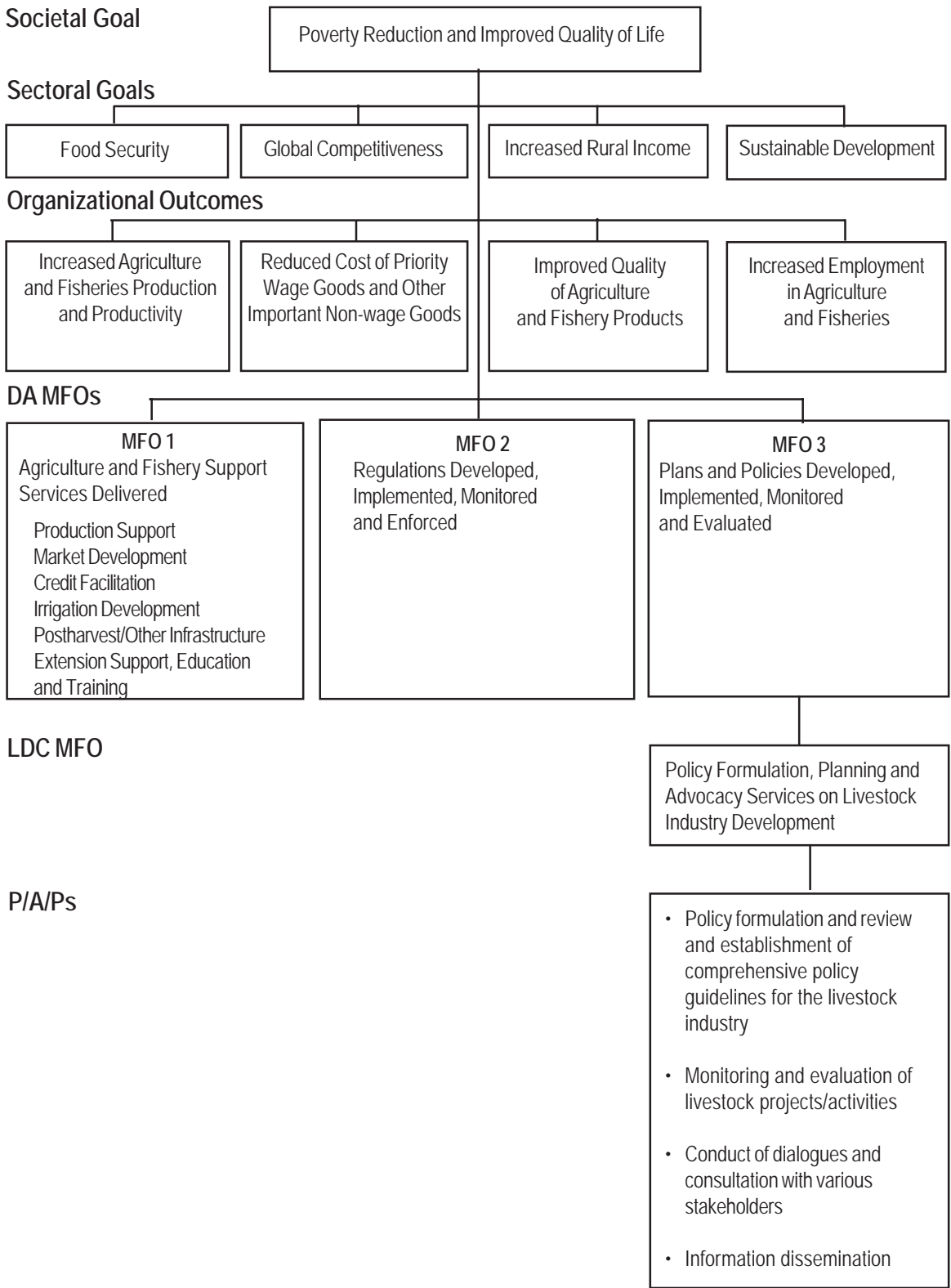
Legal Basis

- **Presidential Decree No. 914** (March 29, 1976) created the Livestock Development Council (LDC) under the administrative supervision of the Department of Agriculture (DA).
- **Executive Order No. 116** (January 30, 1987) reorganized the units of the Ministry of Agriculture (MA) and integrated all offices and agencies whose functions relate to agriculture and fishery into the Ministry. It identified the LDC as one of the attached agencies of the MA, now DA.

Mandate

The Livestock Development Council (LDC) is responsible for the formulation and establishment of comprehensive policy guidelines for the livestock industry, the preparation of plans and programs, and evaluation of livestock programs/projects in support of the development of the industry and food self-sufficiency and security.

LOGICAL FRAMEWORK (LDC)





National Agricultural and Fishery Council

Legal Basis

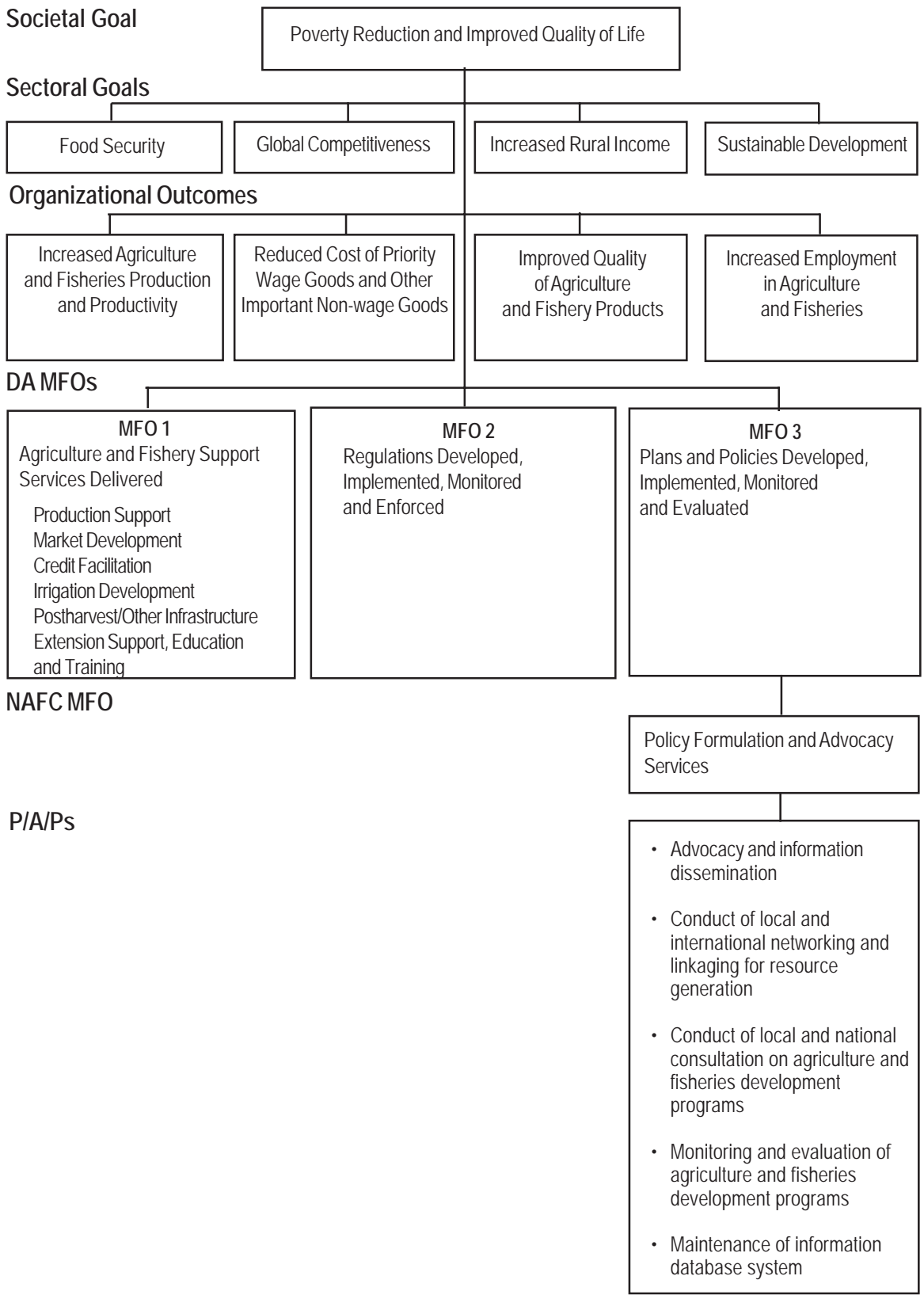
- **Executive Order No. 183** (May 6, 1969) created the National Food and Agricultural Council (NFAC) under the Office of the President, replacing the Rice and Corn Production Coordinating Council (RCPCC).*
- **Executive Order No. 754** (December 16, 1981) expanded NFAC's functions to include non-agricultural concerns, consistent with a multi-disciplinary, inter-agency and systems approach to the development of commodities covered by the food development programs.
- **Executive Order No. 116** (January 30, 1987), which renamed the Ministry of Agriculture and Food (MAF) as the Ministry of Agriculture (MA), reorganized MA's units and integrated under it all offices and agencies whose functions relate to agriculture and fishery, and provided for the attachment of the NFAC as the National Agricultural and Fisheries Council (NAFC) to MA (now the Department of Agriculture).

Mandate

The National Agricultural and Fishery Council (NAFC) acts as advisory body to the Department of Agriculture to ensure the success of DA programs and projects, and initiates the development of a private sector-led nationwide network of Agricultural and Fisheries Councils (AFCs) and sectoral committees. It assists the Department in the broad-based monitoring and coordination of Agriculture and Fisheries Modernization Act (AFMA) processes and serves as the integrative and consultative structure for inter-agency and inter-sectoral collaboration in agricultural and fishery modernization.

* The RCPCC was originally the Rice and Corn Coordinating Council (RCCC) created through Republic Act 2084 in 1958. The RCCC became the Rice and Corn Authority (RCA) in 1964 through Executive Order 62 and later as the Rice and Corn Production Coordinating Council (RCPCC) in 1966 through Executive Order 50.

LOGICAL FRAMEWORK (NAFC)





National Meat Inspection Service

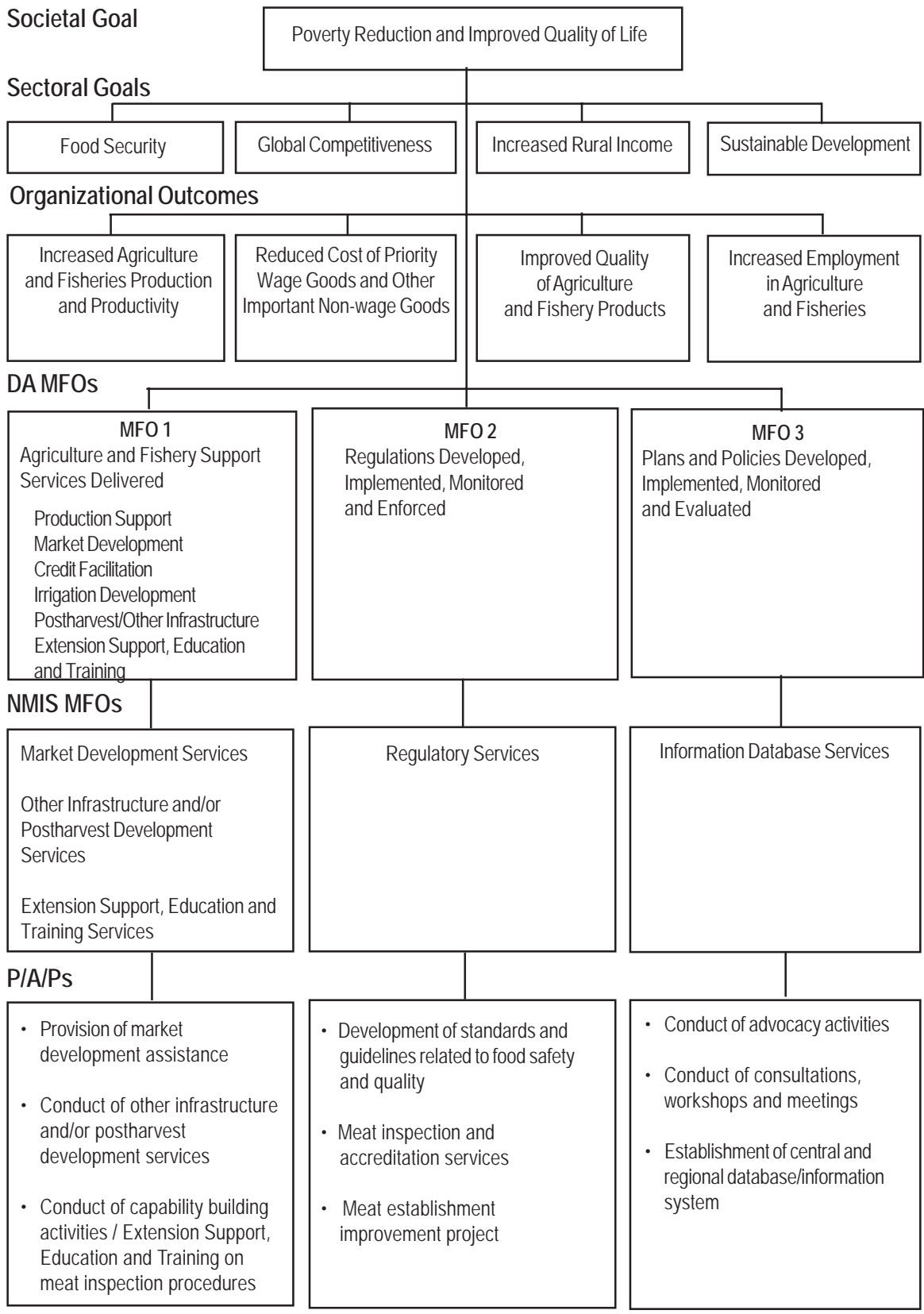
Legal Basis

- **Presidential Decree No. 7** (October 1, 1972) authorized the Secretary of Agriculture and Natural Resources to establish a National Meat Inspection Commission (NMIC) to promulgate specific policies and procedures governing the flow of livestock and livestock products through the various stages of marketing and the proper preservation and inspection of such products.
- **Presidential Decree No. 461** (May 16, 1974) reorganized the Department of Agriculture and Natural Resources (DANR) into a Department of Agriculture (DA) and a Department of Natural Resources (DNR) and placed the NMIC under the administrative supervision of the Department of Agriculture.
- **Executive Order No. 292** (July 25, 1987), the Administrative Code of 1987, identified the National Meat Inspection Commission as one of the attached agencies of the Department of Agriculture.
- **Republic Act No. 9296** (May 12, 2004), the Meat Inspection Code of the Philippines, provided for the strengthening of the meat inspection system in the country, renaming the NMIC into the National Meat Inspection Service (NMIS) and classifying it as a specialized regulatory service agency attached to the Department of Agriculture with the sole national controlling authority on all matters pertaining to meat and meat product inspection and meat hygiene.

Mandate

The National Meat Inspection Service (NMIS) promulgates and implements policies, procedures, guidelines, rules and regulations governing post-production flow of livestock and meat and meat products (both locally produced and imported) through the various stages of marketing and proper handling, inspection, processing, storage and preservation of such products. It protects the interest, health, and general welfare of the meat-consuming public and is responsible for the development of the livestock and meat industry.

LOGICAL FRAMEWORK (NMIS)





Philippine Carabao Center

Legal Basis

Republic Act No. 7307 (March 27, 1992), the Philippine Carabao Act of 1992, created the Philippine Carabao Center (PCC) under the supervision and control of the Department of Agriculture.

Mandate

The Philippine Carabao Center (PCC) conserves, propagates, and promotes the carabao as a source of draft animal power, meat, milk, and hide to benefit rural farmers. It is responsible for the promotion of profitable and sustainable carabao-based enterprises designed to improve farmers' income through carabao-genetic improvement, technology development and dissemination, and ensuring better nutrition of rural farming communities.

LOGICAL FRAMEWORK (PCC)

