AUTONOMOUS REGION IN MUSLIM MINDANAO

Legal Basis

- The 1987 Philippine Constitution authorized the establishment of the Autonomous Region in Muslim Mindanao (ARMM).
- Republic Act No. 6734 (August 1, 1989) governed the creation and operations of the ARMM which, in a plebiscite on November 17, 1989, encompassed Lanao del Sur, Maguindanao, Sulu, and Tawi-Tawi.
- Executive Order No. 463 (May 17, 1991) established the relationship between the Regional Development Board of the ARMM and the National Economic and Development Authority (NEDA) Board.
- Republic Act No. 9054 (March 13, 2001) strengthened RA 6734, the organic act creating the ARMM.

Mandate

The Regional Government of the Autonomous Region in Muslim Mindanao (ARMM) is responsible for good governance and development of all constituent units within the Autonomous Region consistent with the declared constitutional policy on regional and local autonomy and decentralization without diminishing the powers and functions already enjoyed by the local government units in the region.

LOGICAL FRAMEWORK (ARMM)

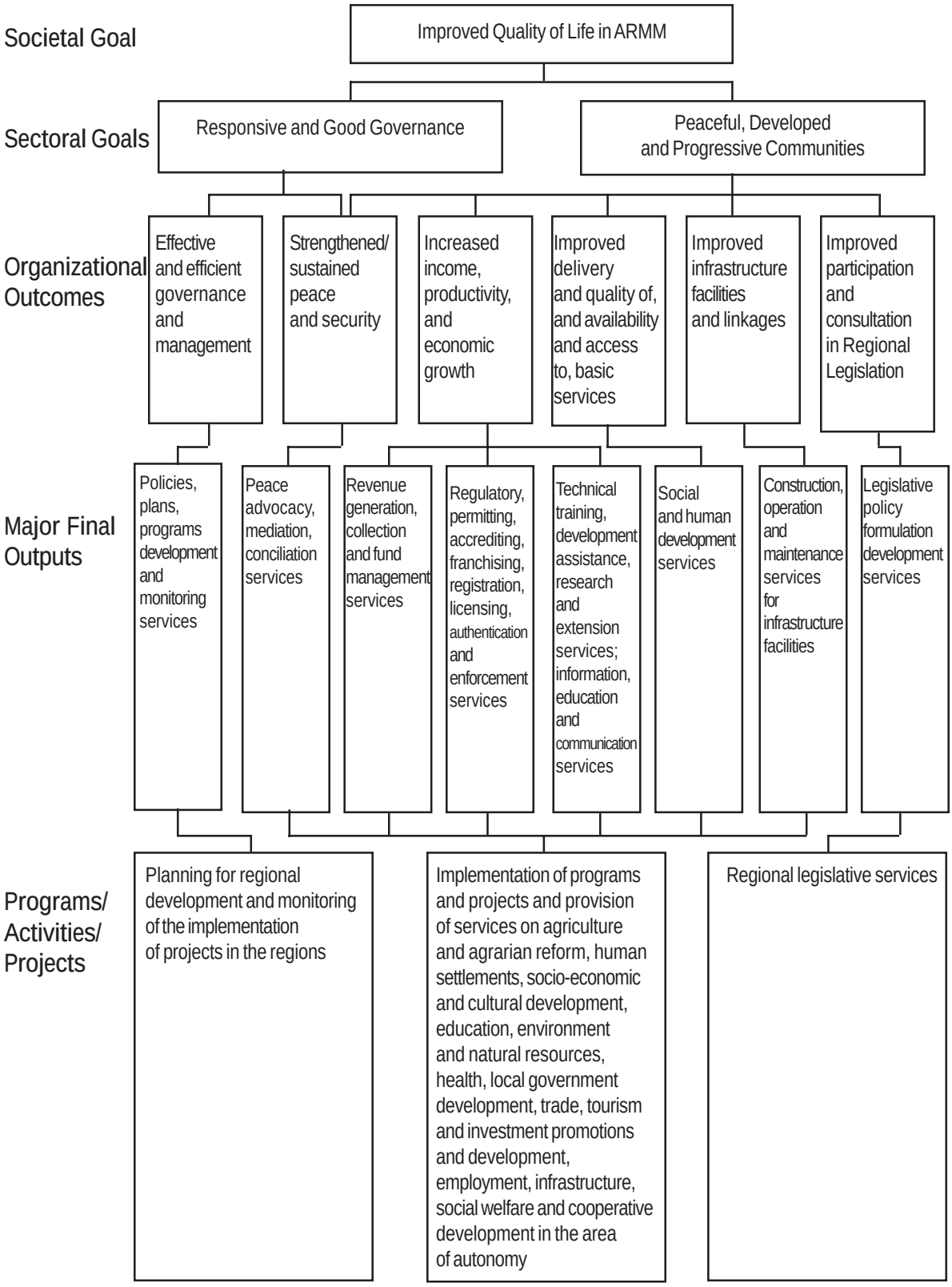

PERFORMANCE MEASURES AND TARGETS
(Amounts in Thousand Pesos)

Particulars	FY 2008	FY 2009	FY 2010
	Actual/Amount	Target/Amount	Target/Amount
MFO 1			
Policies, Plans, Programs Development and Monitoring Services	1,522,192	1,244,979	1,093,132
1. No. of executive issuances and guidelines issued, executed and monitored	318	320	320
2. No. of agenda for legislation drafted & submitted to RLA	6	8	8
3. No. of ODA Programs & Projects implemented, supervised and monitored			
USPL 480 (no. of projects)	69	59	59
ARMM Social Fund for Peace and Development (no. of projects)	898	950	950
4. No. of plans formulated, executed, managed & controlled	75	106	106
4. No. of reports monitored and submitted	82	85	85
MFO 2			
Peace Advocacy, Mediation, Conciliation Services	147,172	168,258	150,839
1. No. of conflicts settled	202	188	188
2. No. of families reconciled and reunited	60	17	17
3. Agrarian cases resolved/settled	259	237	237
4. No. of labor disputes arbitrated/settled	20	18	18
MFO 3			
Revenue Generation, Collection and Fund Management Services	761,310	704,271	706,448
1. Amount of local revenue & tax collected (in Million Pesos)	698	777	777
2. Revenue researches and studies		2	2
3. No. of travel marts & fairs conducted/attended	2	6	6
4. Amount of investment generated (in Million Pesos)	423	482	482
5. Worth of investments registered (in Million Pesos)	86	875	482
MFO 4			
Regulatory, Permitting, Accrediting, Franchising, Registration, Licensing, Authentication and Enforcement Services	318,697	291,636	304,295
1. No. of Comprehensive Land Use Plans formulated and approved	14	12	12
2. No. of Alien Employment Permit Issued	15	23	23
3. No. of Rural Workers Asso. (RWA) and Collective Bargaining Agreements(CBA) registered	91	93	93
4. No. of cooperatives organized & registered	106	150	150
5. No. of patents issued	55	67	67
6. No. of environmental permits issued	76	66	66
7. Business regulation/permit issued/accreditation	1047	1087	1087
8. No. of wage order/resolution issued	9	8	8
9. No. of licenses/franchises of motor vehicles issued	2092	2360	2360
10. No. of franchise issued to establish commercial system		3	3

Particulars	FY 2008	FY 2009	FY 2010
	Actual/Amount	Target/Amount	Target/Amount
MFO 5 Technical Training, Development Assistance, Research & Extension Services; Information, Education & Communication Services	1,089,714	1,128,137	1,127,312
1. No. of farm inputs provided			
Bags of Seeds (20kgs/bag)	35,835	35,858	35,858
Fertilizers (50kgs/bag)	13,319	12,450	12,450
Kilos of Vegetable Seeds	684	850	850
Kilos of Seaweed Seedlings	480	605	605
2. No. of planting materials - commercial crops distributed (In Thousand)	48	52	52
3. Artificial insemination-livestock & poultry (no. of heads)	650	603	603
4. No. of fishery fingerlings provided (In Thousand)	520	790	790
5. No. of certificate of land ownership award (CLOA) issued	950	1,022	1,022
6. No. of leasehold agreement (LHA) issued	760	956	956
7. No. of science & technology advocacy program promoted - technology transfer	14	34	34
MFO 6 Social and Human Development Services	4,391,016	4,917,637	5,019,236
1. No. of cultural arts, values & practices promoted	33	56	56
2. Basic education services			
No. of enrollees (In Thousand)			
Elementary	633	652	672
Secondary	156	187	191
No. of student graduates (In Thousand)			
Elementary	84	50	65
Secondary	9	26	34
3. No. of special orders (SOs) and certificate of authentication and validation (CAVs) issued	1,934	2,016	2,016
4. TESDA			
No. of training conducted	383	400	480
No. of trainees	12,074	13,000	14,000
5. No. of persons treated for/controlled from diseases (In Thousand)	706	788	788
6. No. of persons assisted on social welfare services (in thousands)	438	768	768
MFO 7 Construction, Operation and Maintenance Services for Infrastructure Facilities	1,620,836	1,389,089	1,259,682
1. Kms. of roads & no. of bridges maintained (Kms/Lms Bridge)			
Kms. of roads	758	1,054	1,054
Lms. of bridges	3,900	3,863	3,863
2. Constructed, rehabilitated & improved infra facilities			
No. of horizontal structures	95	98	98
No. of vertical structures	230	235	235
3. No. of seaport/airport terminals maintained & supervised	24	32	32

Particulars	FY 2008	FY 2009	FY 2010
	Actual/Amount	Target/Amount	Target/Amount
MFO 8 Legislative Policy Formulation Development Services	152,496	150,817	166,318
1. No.of regular sessions	25	12	14
2. No. of bills approved	38	5	6
3. No. of resolutions adopted	13	12	14
4. No. of journals published	25	17	20
TOTAL	10,003,433	9,994,824	9,827,262

FY 2010 MFO BUDGET

By MFO/By Expense Class
(In thousand pesos)

Particulars	PS	MOOE	CO	TOTAL	% Share
MFO 1 Policies, Plans, Programs Development and Monitoring Services	843,719	249,413	-	1,093,132	11.12%
MFO 2 Peace Advocacy, Mediation, Conciliation Services	119,042	21,897	9,900	150,839	1.53%
MFO 3 Revenue Generation, Collection and Fund Management Services	38,441	668,007	-	706,448	7.19%
MFO 4 Regulatory, Permitting, Accrediting, Franchising, Registration, Licensing, Authentication and Enforcement Services	254,211	43,116	6,968	304,295	3.11%
MFO 5 Technical Training, Development Assistance, Research & Extension Services; Information, Education & Communication Services	857,182	248,721	21,409	1,127,312	11.47%
MFO 6 Social and Human Development Services	4,650,110	345,480	23,646	5,019,236	51.07%
MFO 7 Construction, Operation and Maintenance Services for Infrastructure Facilities	81,294	183,086	995,302	1,259,682	12.82%
MFO 8 Legislative Policy Formulation Development Services	130,430	35,888	-	166,318	1.69%
TOTAL	6,974,429	1,795,608	1,057,225	9,827,262	
% Share	70.97%	18.27%	10.76%		100.00%

By MFO
(Total Budget = P9,827,262,000)

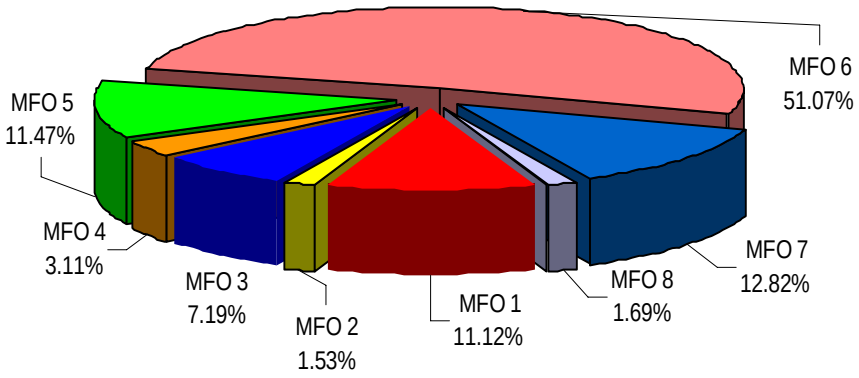

By Expense Class
(Total Budget = P9,827,262,000)