

CY 2008 INTERNAL REVENUE ALLOTMENT FOR BARANGAYS  
 REGION V  
 PROVINCE OF MASBATE  
 (In P0.00 )

BARANGAY	POPULATION CY 2007 CENSUS	COMPUTATION OF THE FY 2008 INTERNAL REVENUE ALLOTMENT			
		P80,000 FOR BRGYS. W/ 100 OR MORE POPULATION	SHARE BASED ON POPULATION	EQUAL SHARING	TOTAL (ROUNDED)

01 MUNICIPALITY OF ARORROY

1 Ambolong	3,321	80,000.00	849,959.96	358,179.45	1,288,139.00
2 Amoroy	464	80,000.00	118,753.82	358,179.45	556,933.00
3 Amutag	1,620	80,000.00	414,614.62	358,179.45	852,794.00
4 Bagauma	2,270	80,000.00	580,972.33	358,179.45	1,019,152.00
5 Balawing	559	80,000.00	143,067.64	358,179.45	581,247.00
6 Balete	915	80,000.00	234,180.48	358,179.45	672,360.00
7 Bangon	2,089	80,000.00	534,648.11	358,179.45	972,828.00
8 Cabangcalan	960	80,000.00	245,697.55	358,179.45	683,877.00
9 Cabas-An	1,288	80,000.00	329,644.21	358,179.45	767,824.00
10 Calanay	1,130	80,000.00	289,206.49	358,179.45	727,386.00
11 Capsay	1,650	80,000.00	422,292.66	358,179.45	860,472.00
12 Concepcion	731	80,000.00	187,088.45	358,179.45	625,268.00
13 Dayhagan	971	80,000.00	248,512.83	358,179.45	686,692.00
14 Don Pablo Dela Rosa	1,197	80,000.00	306,354.13	358,179.45	744,534.00
15 Gumahang	1,547	80,000.00	395,931.37	358,179.45	834,111.00
16 Jaboyan	1,812	80,000.00	463,754.13	358,179.45	901,934.00
17 Lanang	536	80,000.00	137,181.13	358,179.45	575,361.00
18 Luy-a	2,078	80,000.00	531,832.82	358,179.45	970,012.00
19 Macabug	818	80,000.00	209,354.79	358,179.45	647,534.00
20 Malubi	1,140	80,000.00	291,765.84	358,179.45	729,945.00
21 Managanaga	1,042	80,000.00	266,684.22	358,179.45	704,864.00
22 Manamoc	722	80,000.00	184,785.03	358,179.45	622,964.00
23 Mariposa	1,201	80,000.00	307,377.87	358,179.45	745,557.00
24 Mataba	1,957	80,000.00	500,864.69	358,179.45	939,044.00
25 Matalangtalang	1,548	80,000.00	396,187.30	358,179.45	834,367.00
26 Matangog	1,091	80,000.00	279,225.03	358,179.45	717,404.00
27 Nabongsoran	828	80,000.00	211,914.14	358,179.45	650,094.00
28 Pangle	562	80,000.00	143,835.44	358,179.45	582,015.00
29 Panique	4,779	80,000.00	1,223,113.12	358,179.45	1,661,293.00
30 Pinanaan	882	80,000.00	225,734.62	358,179.45	663,914.00
31 Poblacion	3,494	80,000.00	894,236.71	358,179.45	1,332,416.00
32 Puro	3,719	80,000.00	951,822.07	358,179.45	1,390,002.00
33 San Agustín	1,684	80,000.00	430,994.45	358,179.45	869,174.00
34 San Isidro	1,088	80,000.00	278,457.22	358,179.45	716,637.00
35 Sawang	1,244	80,000.00	318,383.08	358,179.45	756,563.00
36 Syndicate	1,624	80,000.00	415,638.36	358,179.45	853,818.00
37 Talabaan	954	80,000.00	244,161.94	358,179.45	682,341.00
38 Talib	1,197	80,000.00	306,354.13	358,179.45	744,534.00
39 Tigbao	2,394	80,000.00	612,708.27	358,179.45	1,050,888.00
40 Tinago	1,283	80,000.00	328,364.54	358,179.45	766,544.00
41 Tinigban	2,246	80,000.00	574,829.89	358,179.45	1,013,009.00
Total	62,635	3,280,000.00	16,030,485.49	14,685,357.32	33,995,845.00

02 MUNICIPALITY OF BALENO

1 Baao	566	80,000.00	144,859.18	358,179.45	583,039.00
2 Banase	295	80,000.00	75,500.81	358,179.45	513,680.00
3 Batuila	671	80,000.00	171,732.35	358,179.45	609,912.00
4 Cagara	1,190	80,000.00	304,562.59	358,179.45	742,742.00
5 Cagpandan	776	80,000.00	198,605.52	358,179.45	636,785.00
6 Cancahorao	904	80,000.00	231,365.19	358,179.45	669,545.00
7 Canjunday	631	80,000.00	161,494.95	358,179.45	599,674.00
8 Docol	559	80,000.00	143,067.64	358,179.45	581,247.00
9 Eastern Capsay	602	80,000.00	154,072.84	358,179.45	592,252.00
10 Gabi	616	80,000.00	157,655.93	358,179.45	595,835.00
11 Gangao	1,861	80,000.00	476,294.94	358,179.45	914,474.00
12 Lagta	1,540	80,000.00	394,139.82	358,179.45	832,319.00

CY 2008 INTERNAL REVENUE ALLOTMENT FOR BARANGAYS  
 REGION V  
**PROVINCE OF MASBATE**  
 (In P0.00 )

BARANGAY	POPULATION CY 2007 CENSUS	COMPUTATION OF THE FY 2008 INTERNAL REVENUE ALLOTMENT			
		P80,000 FOR BRGYS. W/ 100 OR MORE POPULATION	SHARE BASED ON POPULATION	EQUAL SHARING	TOTAL (ROUNDED)
13 Lahong Interior	526	80,000.00	134,621.78	358,179.45	572,801.00
14 Lahong Proper	910	80,000.00	232,900.80	358,179.45	671,080.00
15 Lipata	591	80,000.00	151,257.55	358,179.45	589,437.00
16 Madangcalan	529	80,000.00	135,389.59	358,179.45	573,569.00
17 Magdalena	1,256	80,000.00	321,454.30	358,179.45	759,634.00
18 Manoboc	708	80,000.00	181,201.94	358,179.45	619,381.00
19 Obongon Diot	638	80,000.00	163,286.50	358,179.45	601,466.00
20 Poblacion	3,514	80,000.00	899,355.41	358,179.45	1,337,535.00
21 Polot	423	80,000.00	108,260.48	358,179.45	546,440.00
22 Potoson	961	80,000.00	245,953.49	358,179.45	684,133.00
23 Sog-Ong	506	80,000.00	129,503.08	358,179.45	567,683.00
24 Tinapian	866	80,000.00	221,639.67	358,179.45	659,819.00
<b>Total</b>	<b>21,639</b>	<b>1,920,000.00</b>	<b>5,538,176.35</b>	<b>8,596,306.72</b>	<b>16,054,482.00</b>

03 **MUNICIPALITY OF BALUD**

1 Baybay (Lumocab)	652	80,000.00	166,869.59	358,179.45	605,049.00
2 Bongcanaway	572	80,000.00	146,394.79	358,179.45	584,574.00
3 Calumpang	1,264	80,000.00	323,501.77	358,179.45	761,681.00
4 Cantil	1,351	80,000.00	345,768.12	358,179.45	783,948.00
5 Casamongan	585	80,000.00	149,721.94	358,179.45	587,901.00
6 Danao	1,070	80,000.00	273,850.39	358,179.45	712,030.00
7 Dao	1,788	80,000.00	457,611.69	358,179.45	895,791.00
8 Guinbanwahan	1,440	80,000.00	368,546.33	358,179.45	806,726.00
9 Ilaya	1,279	80,000.00	327,340.80	358,179.45	765,520.00
10 Jangan	912	80,000.00	233,412.67	358,179.45	671,592.00
11 Jintotolo	1,332	80,000.00	340,905.35	358,179.45	779,085.00
12 Mabuhay (Bongcanaway III)	716	80,000.00	183,249.42	358,179.45	621,429.00
13 Mapili	225	80,000.00	57,585.36	358,179.45	495,765.00
14 Mapitogo	381	80,000.00	97,511.22	358,179.45	535,691.00
15 Pajo	1,669	80,000.00	427,155.43	358,179.45	865,335.00
16 Palane	960	80,000.00	245,697.55	358,179.45	683,877.00
17 Panguiranan	2,879	80,000.00	736,836.72	358,179.45	1,175,016.00
18 Panubigan	974	80,000.00	249,280.64	358,179.45	687,460.00
19 Poblacion (Balud)	2,345	80,000.00	600,167.45	358,179.45	1,038,347.00
20 Pulanduta	1,144	80,000.00	292,789.58	358,179.45	730,969.00
21 Quinangan Diotay	634	80,000.00	162,262.76	358,179.45	600,442.00
22 Quinangan Tonga	325	80,000.00	83,178.86	358,179.45	521,358.00
23 Salvacion	1,157	80,000.00	296,116.74	358,179.45	734,296.00
24 Sampad	401	80,000.00	102,629.91	358,179.45	540,809.00
25 San Andres (Quinayangan Dacu)	961	80,000.00	245,953.49	358,179.45	684,133.00
26 San Antonio	941	80,000.00	240,834.79	358,179.45	679,014.00
27 Sapatos	439	80,000.00	112,355.44	358,179.45	550,535.00
28 Talisay	582	80,000.00	148,954.14	358,179.45	587,134.00
29 Tonga	695	80,000.00	177,874.79	358,179.45	616,054.00
30 Ubo	1,219	80,000.00	311,984.70	358,179.45	750,164.00
31 Victory (Victoria)	350	80,000.00	89,577.23	358,179.45	527,757.00
32 Villa Alvarez	242	80,000.00	61,936.26	358,179.45	500,116.00
<b>Total</b>	<b>31,484</b>	<b>2,560,000.00</b>	<b>8,057,855.91</b>	<b>11,461,742.30</b>	<b>22,079,598.00</b>

04 **MUNICIPALITY OF BATUAN**

1 Burgos	1,592	80,000.00	407,448.44	358,179.45	845,628.00
2 Cambarñez	357	80,000.00	91,368.78	358,179.45	529,548.00
3 Canares	983	80,000.00	251,584.05	358,179.45	689,764.00
4 Costa Rica	884	80,000.00	226,246.49	358,179.45	664,426.00
5 Danao	601	80,000.00	153,816.90	358,179.45	591,996.00

CY 2008 INTERNAL REVENUE ALLOTMENT FOR BARANGAYS  
 REGION V  
**PROVINCE OF MASBATE**  
 (In P0.00 )

BARANGAY	POPULATION CY 2007 CENSUS	COMPUTATION OF THE FY 2008 INTERNAL REVENUE ALLOTMENT			
		P80,000 FOR BRGYS. W/ 100 OR MORE POPULATION	SHARE BASED ON POPULATION	EQUAL SHARING	TOTAL (ROUNDED)
6 Gibraltar	1,446	80,000.00	370,081.94	358,179.45	808,261.00
7 Mabuhay	326	80,000.00	83,434.79	358,179.45	521,614.00
8 Matabao	461	80,000.00	117,986.01	358,179.45	556,165.00
9 Nasandig	406	80,000.00	103,909.59	358,179.45	542,089.00
10 Panisihan	932	80,000.00	238,531.37	358,179.45	676,711.00
11 Poblacion	2,227	80,000.00	569,967.13	358,179.45	1,008,147.00
12 Rizal	755	80,000.00	193,230.89	358,179.45	631,410.00
13 Royroy	1,099	80,000.00	281,272.51	358,179.45	719,452.00
14 Sawang	516	80,000.00	132,062.43	358,179.45	570,242.00
<b>Total</b>	<b>12,585</b>	<b>1,120,000.00</b>	<b>3,220,941.32</b>	<b>5,014,512.26</b>	<b>9,355,453.00</b>

05 **MUNICIPALITY OF CATAINGAN**

1 Abaca	469	80,000.00	120,033.49	358,179.45	558,213.00
2 Aguada	1,182	80,000.00	302,515.11	358,179.45	740,695.00
3 Badiang	1,081	80,000.00	276,665.68	358,179.45	714,845.00
4 Bagumbayan	1,170	80,000.00	299,443.89	358,179.45	737,623.00
5 Cadulawan	1,364	80,000.00	349,095.27	358,179.45	787,275.00
6 Cagbatang	1,395	80,000.00	357,029.25	358,179.45	795,209.00
7 Chimenea	572	80,000.00	146,394.79	358,179.45	584,574.00
8 Concepcion	1,210	80,000.00	309,681.29	358,179.45	747,861.00
9 Curvada	1,615	80,000.00	413,334.94	358,179.45	851,514.00
10 Divisoria	762	80,000.00	195,022.43	358,179.45	633,202.00
11 Domorog	1,572	80,000.00	402,329.74	358,179.45	840,509.00
12 Estampar	1,662	80,000.00	425,363.88	358,179.45	863,543.00
13 Gahit	1,236	80,000.00	316,335.60	358,179.45	754,515.00
14 Libtong	625	80,000.00	159,959.34	358,179.45	598,139.00
15 Liong	1,665	80,000.00	426,131.69	358,179.45	864,311.00
16 Maanahao	1,163	80,000.00	297,652.34	358,179.45	735,832.00
17 Madamba	1,218	80,000.00	311,728.77	358,179.45	749,908.00
18 Malobago	821	80,000.00	210,122.59	358,179.45	648,302.00
19 Matayung	1,760	80,000.00	450,445.51	358,179.45	888,625.00
20 Matubinao	1,175	80,000.00	300,723.56	358,179.45	738,903.00
21 Mintac	1,191	80,000.00	304,818.52	358,179.45	742,998.00
22 Nadawisan	968	80,000.00	247,745.03	358,179.45	685,924.00
23 Osmeña	825	80,000.00	211,146.33	358,179.45	649,326.00
24 Pawican	3,233	80,000.00	827,437.69	358,179.45	1,265,617.00
25 Pitogo	1,094	80,000.00	279,992.83	358,179.45	718,172.00
26 Poblacion	7,680	80,000.00	1,965,580.40	358,179.45	2,403,760.00
27 Quezon	1,823	80,000.00	466,569.41	358,179.45	904,749.00
28 San Isidro	524	80,000.00	134,109.91	358,179.45	572,289.00
29 San Jose	673	80,000.00	172,244.22	358,179.45	610,424.00
30 San Pedro	879	80,000.00	224,966.82	358,179.45	663,146.00
31 San Rafael	782	80,000.00	200,141.13	358,179.45	638,321.00
32 Santa Teresita	1,349	80,000.00	345,256.25	358,179.45	783,436.00
33 Santo Nino	1,569	80,000.00	401,561.93	358,179.45	839,741.00
34 Tagboan	1,023	80,000.00	261,821.45	358,179.45	700,001.00
35 Tuybo	718	80,000.00	183,761.29	358,179.45	621,941.00
36 Villa Pogado	779	80,000.00	199,373.32	358,179.45	637,553.00
<b>Total</b>	<b>48,827</b>	<b>2,880,000.00</b>	<b>12,496,535.72</b>	<b>12,894,460.09</b>	<b>28,270,996.00</b>

06 **MUNICIPALITY OF CAWAYAN**

1 Begia	2,325	80,000.00	595,048.75	358,179.45	1,033,228.00
2 Cabayugan	896	80,000.00	229,317.71	358,179.45	667,497.00
3 Cabungahan	1,536	80,000.00	393,116.08	358,179.45	831,296.00
4 Calapayan	1,205	80,000.00	308,401.61	358,179.45	746,581.00

CY 2008 INTERNAL REVENUE ALLOTMENT FOR BARANGAYS  
 REGION V  
**PROVINCE OF MASBATE**  
 (In P0.00 )

BARANGAY	POPULATION CY 2007 CENSUS	COMPUTATION OF THE FY 2008 INTERNAL REVENUE ALLOTMENT			
		P80,000 FOR BRGYS. W/ 100 OR MORE POPULATION	SHARE BASED ON POPULATION	EQUAL SHARING	TOTAL (ROUNDED)
5 Calumpang	1,045	80,000.00	267,452.02	358,179.45	705,631.00
6 Chico Island	1,980	80,000.00	506,751.20	358,179.45	944,931.00
7 Dalipe	1,744	80,000.00	446,350.55	358,179.45	884,530.00
8 Divisoria	3,394	80,000.00	868,643.21	358,179.45	1,306,823.00
9 Gilotongan	3,671	80,000.00	939,537.20	358,179.45	1,377,717.00
10 Guiom	1,545	80,000.00	395,419.50	358,179.45	833,599.00
11 Itombato	889	80,000.00	227,526.17	358,179.45	665,706.00
12 Lague-lague	685	80,000.00	175,315.44	358,179.45	613,495.00
13 Libertad	1,275	80,000.00	326,317.06	358,179.45	764,497.00
14 Looc	2,287	80,000.00	585,323.23	358,179.45	1,023,503.00
15 Mactan	537	80,000.00	137,437.07	358,179.45	575,617.00
16 Madbad	1,098	80,000.00	281,016.57	358,179.45	719,196.00
17 Mahayahay	2,286	80,000.00	585,067.29	358,179.45	1,023,247.00
18 Maihao	1,397	80,000.00	357,541.12	358,179.45	795,721.00
19 Malbug	2,636	80,000.00	674,644.52	358,179.45	1,112,824.00
20 Naro	2,937	80,000.00	751,680.94	358,179.45	1,189,860.00
21 Palobandera	763	80,000.00	195,278.37	358,179.45	633,458.00
22 Pananawan	1,479	80,000.00	378,527.79	358,179.45	816,707.00
23 Pena Island	2,639	80,000.00	675,412.33	358,179.45	1,113,592.00
24 Pin-As	1,172	80,000.00	299,955.76	358,179.45	738,135.00
25 Poblacion	3,458	80,000.00	885,023.05	358,179.45	1,323,202.00
26 Pulot	764	80,000.00	195,534.30	358,179.45	633,714.00
27 Recodo	1,966	80,000.00	503,168.11	358,179.45	941,348.00
28 R.M. Magbalon (Bebinan)	821	80,000.00	210,122.59	358,179.45	648,302.00
29 San Jose	770	80,000.00	197,069.91	358,179.45	635,249.00
30 San Vicente	1,179	80,000.00	301,747.30	358,179.45	739,927.00
31 Taberna	1,395	80,000.00	357,029.25	358,179.45	795,209.00
32 Talisay	1,312	80,000.00	335,786.65	358,179.45	773,966.00
33 Tuburan	1,422	80,000.00	363,939.50	358,179.45	802,119.00
34 Villahermosa	935	80,000.00	239,299.18	358,179.45	677,479.00
<b>Total</b>	<b>55,443</b>	<b>2,720,000.00</b>	<b>14,189,801.34</b>	<b>12,178,101.19</b>	<b>29,087,906.00</b>
=====					
<b>07 MUNICIPALITY OF CLAVERIA</b>					
1 Albasan	1,084	80,000.00	277,433.48	358,179.45	715,613.00
2 Boca Engano	1,679	80,000.00	429,714.78	358,179.45	867,894.00
3 Buyo	1,974	80,000.00	505,215.59	358,179.45	943,395.00
4 Calpi	1,359	80,000.00	347,815.59	358,179.45	785,995.00
5 Canomay	1,285	80,000.00	328,876.41	358,179.45	767,056.00
6 Cawayan	1,818	80,000.00	465,289.74	358,179.45	903,469.00
7 Imelda	1,325	80,000.00	339,113.81	358,179.45	777,293.00
8 Mababang Baybay	1,079	80,000.00	276,153.81	358,179.45	714,333.00
9 Mabiton	2,061	80,000.00	527,481.93	358,179.45	965,661.00
10 Manapao	722	80,000.00	184,785.03	358,179.45	622,964.00
11 Nabasagan	1,406	80,000.00	359,844.54	358,179.45	798,024.00
12 Nonoc	1,812	80,000.00	463,754.13	358,179.45	901,934.00
13 Osmena	2,744	80,000.00	702,285.50	358,179.45	1,140,465.00
14 Pasig	3,448	80,000.00	882,463.70	358,179.45	1,320,643.00
15 Penafrancia	1,298	80,000.00	332,203.56	358,179.45	770,383.00
16 Poblacion District I (Bgy. 1)	3,296	80,000.00	843,561.59	358,179.45	1,281,741.00
17 Poblacion District II (Bgy. 2)	3,751	80,000.00	960,011.99	358,179.45	1,398,191.00
18 Quezon	1,371	80,000.00	350,886.81	358,179.45	789,066.00
19 San Isidro	1,459	80,000.00	373,409.09	358,179.45	811,589.00
20 San Ramon	2,559	80,000.00	654,937.53	358,179.45	1,093,117.00
21 San Vicente	1,106	80,000.00	283,064.05	358,179.45	721,243.00
22 Taguilid	1,700	80,000.00	435,089.41	358,179.45	873,269.00
<b>Total</b>	<b>40,336</b>	<b>1,760,000.00</b>	<b>10,323,392.08</b>	<b>7,879,947.83</b>	<b>19,963,338.00</b>
=====					

CY 2008 INTERNAL REVENUE ALLOTMENT FOR BARANGAYS  
 REGION V  
 PROVINCE OF MASBATE  
 (In P0.00 )

BARANGAY	POPULATION CY 2007 CENSUS	COMPUTATION OF THE FY 2008 INTERNAL REVENUE ALLOTMENT			
		P80,000 FOR BRGYS. W/ 100 OR MORE POPULATION	SHARE BASED ON POPULATION	EQUAL SHARING	TOTAL (ROUNDED)

08 MUNICIPALITY OF DIMASALANG

1 Balantay	1,353	80,000.00	346,279.99	358,179.45	784,459.00
2 Balocawe	2,111	80,000.00	540,278.68	358,179.45	978,458.00
3 Banahao	1,539	80,000.00	393,883.89	358,179.45	832,063.00
4 Buenaflor	858	80,000.00	219,592.19	358,179.45	657,772.00
5 Buracan	983	80,000.00	251,584.05	358,179.45	689,764.00
6 Cabanoyan	357	80,000.00	91,368.78	358,179.45	529,548.00
7 Cabrera	95	0.00	24,313.82	358,179.45	382,493.00
8 Cadulan	1,053	80,000.00	269,499.50	358,179.45	707,679.00
9 Calabad	530	80,000.00	135,645.52	358,179.45	573,825.00
10 Canomay	2,835	80,000.00	725,575.58	358,179.45	1,163,755.00
11 Divisoria	508	80,000.00	130,014.95	358,179.45	568,194.00
12 Gaid	1,403	80,000.00	359,076.73	358,179.45	797,256.00
13 Gregorio Alino (Pia-ong)	1,314	80,000.00	336,298.52	358,179.45	774,478.00
14 Magcaraguit	1,431	80,000.00	366,242.91	358,179.45	804,422.00
15 Mambog	349	80,000.00	89,321.30	358,179.45	527,501.00
16 Poblacion	2,638	80,000.00	675,156.39	358,179.45	1,113,336.00
17 Rizal	797	80,000.00	203,980.15	358,179.45	642,160.00
18 San Vicente	392	80,000.00	100,326.50	358,179.45	538,506.00
19 Suba	1,269	80,000.00	324,781.45	358,179.45	762,961.00
20 T.R. Yangco (Yanco)	908	80,000.00	232,388.93	358,179.45	670,568.00
Total	22,723	1,520,000.00	5,815,609.83	7,163,588.94	14,499,198.00

09 MUNICIPALITY OF ESPERANZA

1 Agoho	1,155	80,000.00	295,604.87	358,179.45	733,784.00
2 Almero	583	80,000.00	149,210.07	358,179.45	587,390.00
3 Baras	1,199	80,000.00	306,866.00	358,179.45	745,045.00
4 Domorog	1,333	80,000.00	341,161.29	358,179.45	779,341.00
5 Guadalupe	842	80,000.00	215,497.23	358,179.45	653,677.00
6 Iligan	877	80,000.00	224,454.95	358,179.45	662,634.00
7 Labangtaytay	739	80,000.00	189,135.93	358,179.45	627,315.00
8 Labrador	437	80,000.00	111,843.57	358,179.45	550,023.00
9 Libertad	436	80,000.00	111,587.64	358,179.45	549,767.00
10 Magsaysay	641	80,000.00	164,054.30	358,179.45	602,234.00
11 Masbaranon	1,576	80,000.00	403,353.48	358,179.45	841,533.00
12 Poblacion	1,155	80,000.00	295,604.87	358,179.45	733,784.00
13 Potingbato	993	80,000.00	254,143.40	358,179.45	692,323.00
14 Rizal	286	80,000.00	73,197.40	358,179.45	511,377.00
15 San Roque	580	80,000.00	148,442.27	358,179.45	586,622.00
16 Santiago	611	80,000.00	156,376.25	358,179.45	594,556.00
17 Sorosimbajan	1,164	80,000.00	297,908.28	358,179.45	736,088.00
18 Tawad	737	80,000.00	188,624.06	358,179.45	626,804.00
19 Tunga	680	80,000.00	174,035.76	358,179.45	612,215.00
20 Villa	810	80,000.00	207,307.31	358,179.45	645,487.00
Total	16,834	1,600,000.00	4,308,408.92	7,163,588.94	13,071,999.00

10 MUNICIPALITY OF MANDAON

1 Alas	2,012	80,000.00	514,941.12	358,179.45	953,121.00
2 Ayat	1,562	80,000.00	399,770.39	358,179.45	837,950.00
3 Bat-Ongan	1,277	80,000.00	326,828.93	358,179.45	765,008.00
4 Bugtong	1,308	80,000.00	334,762.91	358,179.45	772,942.00
5 Buri	1,021	80,000.00	261,309.58	358,179.45	699,489.00
6 Cabitan	3,323	80,000.00	850,471.83	358,179.45	1,288,651.00
7 Cagmasoso	450	80,000.00	115,170.73	358,179.45	553,350.00

CY 2008 INTERNAL REVENUE ALLOTMENT FOR BARANGAYS  
 REGION V  
**PROVINCE OF MASBATE**  
 (In P0.00 )

BARANGAY	POPULATION CY 2007 CENSUS	COMPUTATION OF THE FY 2008 INTERNAL REVENUE ALLOTMENT			
		P80,000 FOR BRGYS. W/ 100 OR MORE POPULATION	SHARE BASED ON POPULATION	EQUAL SHARING	TOTAL (ROUNDED)
8 Canomoy	1,259	80,000.00	322,222.10	358,179.45	760,402.00
9 Centro	607	80,000.00	155,352.51	358,179.45	593,532.00
10 Dayao	1,590	80,000.00	406,936.57	358,179.45	845,116.00
11 Guincaiptan	620	80,000.00	158,679.67	358,179.45	596,859.00
12 Laguinbanwa	785	80,000.00	200,908.93	358,179.45	639,088.00
13 Lantangan	2,633	80,000.00	673,876.72	358,179.45	1,112,056.00
14 Loooc	677	80,000.00	173,267.96	358,179.45	611,447.00
15 Mabatobato	525	80,000.00	134,365.85	358,179.45	572,545.00
16 Maolingon	1,847	80,000.00	472,711.85	358,179.45	910,891.00
17 Nailaban	836	80,000.00	213,961.62	358,179.45	652,141.00
18 Nanipsan	625	80,000.00	159,959.34	358,179.45	598,139.00
19 Pinamangcaan	634	80,000.00	162,262.76	358,179.45	600,442.00
20 Poblacion	4,248	80,000.00	1,087,211.66	358,179.45	1,525,391.00
21 Polo Dacu	1,093	80,000.00	279,736.90	358,179.45	717,916.00
22 San Juan	702	80,000.00	179,666.33	358,179.45	617,846.00
23 San Pablo	616	80,000.00	157,655.93	358,179.45	595,835.00
24 Santa Fe	376	80,000.00	96,231.54	358,179.45	534,411.00
25 Tagpu	1,621	80,000.00	414,870.55	358,179.45	853,050.00
26 Tumalaytay	2,154	80,000.00	551,283.88	358,179.45	989,463.00
<b>Total</b>	<b>34,401</b>	<b>2,080,000.00</b>	<b>8,804,418.16</b>	<b>9,312,665.62</b>	<b>20,197,081.00</b>

**11 CITY OF MASBATE (CAPITAL)**

1 Anas	1,036	80,000.00	265,148.61	358,179.45	703,328.00
2 Asid	1,735	80,000.00	444,047.14	358,179.45	882,227.00
3 Bagumbayan	4,299	80,000.00	1,100,264.34	358,179.45	1,538,444.00
4 Bantigue	2,774	80,000.00	709,963.55	358,179.45	1,148,143.00
5 Bapor (Pob.)	1,369	80,000.00	350,374.94	358,179.45	788,554.00
6 Batuhan	1,646	80,000.00	421,268.92	358,179.45	859,448.00
7 Bayombon	1,623	80,000.00	415,382.42	358,179.45	853,562.00
8 Biyong	1,604	80,000.00	410,519.66	358,179.45	848,699.00
9 Bolo	2,595	80,000.00	664,151.19	358,179.45	1,102,331.00
10 B. Titong	1,530	80,000.00	391,580.47	358,179.45	829,760.00
11 Cagay	1,020	80,000.00	261,053.65	358,179.45	699,233.00
12 Cawayan Exterior	1,048	80,000.00	268,219.83	358,179.45	706,399.00
13 Cawayan Interior	672	80,000.00	171,988.29	358,179.45	610,168.00
14 Centro (Pob.)	1,906	80,000.00	487,812.01	358,179.45	925,991.00
15 Espinosa	4,473	80,000.00	1,144,797.02	358,179.45	1,582,976.00
16 F. Magallanes	3,183	80,000.00	814,640.94	358,179.45	1,252,820.00
17 Ibingay	6,434	80,000.00	1,646,685.46	358,179.45	2,084,865.00
18 Igang	1,423	80,000.00	364,195.43	358,179.45	802,375.00
19 Kalipay (Pob.)	1,800	80,000.00	460,682.91	358,179.45	898,862.00
20 Kinamaligan	5,071	80,000.00	1,297,846.12	358,179.45	1,736,026.00
21 Malinta	3,179	80,000.00	813,617.20	358,179.45	1,251,797.00
22 Mapina	1,240	80,000.00	317,359.34	358,179.45	755,539.00
23 Mayngaran	2,886	80,000.00	738,628.26	358,179.45	1,176,808.00
24 Nursery	10,521	80,000.00	2,692,691.59	358,179.45	3,130,871.00
25 Pating (Pob.)	4,401	80,000.00	1,126,369.71	358,179.45	1,564,549.00
26 Pawa	2,080	80,000.00	532,344.69	358,179.45	970,524.00
27 Sinalongan	1,064	80,000.00	272,314.79	358,179.45	710,494.00
28 Tugbo	5,339	80,000.00	1,366,436.69	358,179.45	1,804,616.00
29 Ubongan Dacu	1,068	80,000.00	273,338.52	358,179.45	711,518.00
30 Usab	2,566	80,000.00	656,729.08	358,179.45	1,094,909.00
<b>Total</b>	<b>81,585</b>	<b>2,400,000.00</b>	<b>20,880,452.76</b>	<b>10,745,383.40</b>	<b>34,025,836.00</b>

**12 MUNICIPALITY OF MILAGROS**

CY 2008 INTERNAL REVENUE ALLOTMENT FOR BARANGAYS  
 REGION V  
**PROVINCE OF MASBATE**  
 (In P0.00 )

BARANGAY	POPULATION CY 2007 CENSUS	COMPUTATION OF THE FY 2008 INTERNAL REVENUE ALLOTMENT			
		P80,000 FOR BRGYS. W/ 100 OR MORE POPULATION	SHARE BASED ON POPULATION	EQUAL SHARING	TOTAL (ROUNDED)
1 Bacolod	2,960	80,000.00	757,567.45	358,179.45	1,195,747.00
2 Bangad	3,763	80,000.00	963,083.21	358,179.45	1,401,263.00
3 Bara	1,788	80,000.00	457,611.69	358,179.45	895,791.00
4 Bonbon	738	80,000.00	188,879.99	358,179.45	627,059.00
5 Calasuche	2,363	80,000.00	604,774.28	358,179.45	1,042,954.00
6 Calumpang (Taisan)	2,051	80,000.00	524,922.58	358,179.45	963,102.00
7 Capaculan	1,356	80,000.00	347,047.79	358,179.45	785,227.00
8 Cayabon	2,007	80,000.00	513,661.44	358,179.45	951,841.00
9 Guinluthangan	804	80,000.00	205,771.70	358,179.45	643,951.00
10 Jamorawon	2,829	80,000.00	724,039.97	358,179.45	1,162,219.00
11 Magsalangi	2,396	80,000.00	613,220.14	358,179.45	1,051,400.00
12 Matagbac	1,332	80,000.00	340,905.35	358,179.45	779,085.00
13 Matanglad	487	80,000.00	124,640.32	358,179.45	562,820.00
14 Matiporon	1,032	80,000.00	264,124.87	358,179.45	702,304.00
15 Moises R. Espinosa	931	80,000.00	238,275.44	358,179.45	676,455.00
16 Narangasan	2,133	80,000.00	545,909.24	358,179.45	984,089.00
17 Pamangpangon	613	80,000.00	156,888.12	358,179.45	595,068.00
18 Paraiso (Potot)	2,937	80,000.00	751,680.94	358,179.45	1,189,860.00
19 Poblacion East	1,942	80,000.00	497,025.67	358,179.45	935,205.00
20 Poblacion West	3,885	80,000.00	994,307.27	358,179.45	1,432,487.00
21 San Antonio	911	80,000.00	233,156.74	358,179.45	671,336.00
22 San Carlos	873	80,000.00	223,431.21	358,179.45	661,611.00
23 Sawmill	1,274	80,000.00	326,061.12	358,179.45	764,241.00
24 Tagbon	1,519	80,000.00	388,765.19	358,179.45	826,945.00
25 Tawad	1,358	80,000.00	347,559.66	358,179.45	785,739.00
26 Tigbao	2,882	80,000.00	737,604.52	358,179.45	1,175,784.00
27 Tinaclipan (Bato)	1,021	80,000.00	261,309.58	358,179.45	699,489.00
<b>Total</b>	<b>48,185</b>	<b>2,160,000.00</b>	<b>12,332,225.48</b>	<b>9,670,845.06</b>	<b>24,163,072.00</b>

13 **MUNICIPALITY OF MOBO**

1 Baang	767	80,000.00	196,302.11	358,179.45	634,482.00
2 Bagacay	1,752	80,000.00	448,398.03	358,179.45	886,577.00
3 Balatucan	1,683	80,000.00	430,738.52	358,179.45	868,918.00
4 Barag	407	80,000.00	104,165.52	358,179.45	542,345.00
5 Dacu	1,709	80,000.00	437,392.83	358,179.45	875,572.00
6 Fabrica	532	80,000.00	136,157.39	358,179.45	574,337.00
7 Guintorelan	381	80,000.00	97,511.22	358,179.45	535,691.00
8 Holjogon	267	80,000.00	68,334.63	358,179.45	506,514.00
9 Lalaguna	1,195	80,000.00	305,842.26	358,179.45	744,022.00
10 Lomocloc	552	80,000.00	141,276.09	358,179.45	579,456.00
11 Luyong Catungan	865	80,000.00	221,383.73	358,179.45	659,563.00
12 Mabuhay	472	80,000.00	120,801.30	358,179.45	558,981.00
13 Mandali	741	80,000.00	189,647.80	358,179.45	627,827.00
14 Mapuyo	397	80,000.00	101,606.17	358,179.45	539,786.00
15 Marintoc	2,490	80,000.00	637,278.02	358,179.45	1,075,457.00
16 Nasunduan	1,111	80,000.00	284,343.73	358,179.45	722,523.00
17 Pinamalitan	1,038	80,000.00	265,660.48	358,179.45	703,840.00
18 Pinamarbuhan	2,952	80,000.00	755,519.97	358,179.45	1,193,699.00
19 Poblacion Dist. I	1,944	80,000.00	497,537.54	358,179.45	935,717.00
20 Poblacion Dist. II	1,924	80,000.00	492,418.84	358,179.45	930,598.00
21 Polot	1,003	80,000.00	256,702.75	358,179.45	694,882.00
22 Sambulawan	382	80,000.00	97,767.15	358,179.45	535,947.00
23 Santa Maria	434	80,000.00	111,075.77	358,179.45	549,255.00
24 Sawmill	927	80,000.00	237,251.70	358,179.45	675,431.00
25 Tabuc	2,053	80,000.00	525,434.45	358,179.45	963,614.00
26 Tugawe	370	80,000.00	94,695.93	358,179.45	532,875.00
27 Tugbo	897	80,000.00	229,573.65	358,179.45	667,753.00
28 Umabay Exterior	2,004	80,000.00	512,893.64	358,179.45	951,073.00

CY 2008 INTERNAL REVENUE ALLOTMENT FOR BARANGAYS  
 REGION V  
**PROVINCE OF MASBATE**  
 (In P0.00 )

BARANGAY	POPULATION CY 2007 CENSUS	COMPUTATION OF THE FY 2008 INTERNAL REVENUE ALLOTMENT			
		P80,000 FOR BRGYS. W/ 100 OR MORE POPULATION	SHARE BASED ON POPULATION	EQUAL SHARING	TOTAL (ROUNDED)
29 Umabay Interior	1,491	80,000.00	381,599.01	358,179.45	819,778.00
Total	32,740	2,320,000.00	8,379,310.21	10,387,203.96	21,086,513.00
<b>14 MUNICIPALITY OF MONREAL</b>					
1 Cantorna	1,414	80,000.00	361,892.02	358,179.45	800,071.00
2 Famosa	915	80,000.00	234,180.48	358,179.45	672,360.00
3 Guinhadap	2,044	80,000.00	523,131.03	358,179.45	961,310.00
4 Macarthur	2,565	80,000.00	656,473.14	358,179.45	1,094,653.00
5 Maglambong	1,456	80,000.00	372,641.28	358,179.45	810,821.00
6 Morocborocan	1,323	80,000.00	338,601.94	358,179.45	776,781.00
7 Poblacion	5,071	80,000.00	1,297,846.12	358,179.45	1,736,026.00
8 Real	2,488	80,000.00	636,766.15	358,179.45	1,074,946.00
9 Rizal	1,507	80,000.00	385,693.97	358,179.45	823,873.00
10 Santo Nino	1,062	80,000.00	271,802.92	358,179.45	709,982.00
11 Togoron	1,848	80,000.00	472,967.78	358,179.45	911,147.00
Total	21,693	880,000.00	5,551,996.83	3,939,973.92	10,371,970.00
<b>15 MUNICIPALITY OF PALANAS</b>					
1 Antipolo	377	80,000.00	96,487.48	358,179.45	534,667.00
2 Banco	701	80,000.00	179,410.40	358,179.45	617,590.00
3 Biga-a	546	80,000.00	139,740.48	358,179.45	577,920.00
4 Bontod	1,168	80,000.00	298,932.02	358,179.45	737,111.00
5 Buenasuerte	548	80,000.00	140,252.35	358,179.45	578,432.00
6 Intusan *	675	80,000.00	172,756.09	358,179.45	610,936.00
7 Jose A. Abenir Sr. (Libtong)	727	80,000.00	186,064.71	358,179.45	624,244.00
8 Maanahao	831	80,000.00	212,681.94	358,179.45	650,861.00
9 Mabini	749	80,000.00	191,695.28	358,179.45	629,875.00
10 Malatawan	423	80,000.00	108,260.48	358,179.45	546,440.00
11 Malibas	1,122	80,000.00	287,159.01	358,179.45	725,338.00
12 Maravilla	2,035	80,000.00	520,827.62	358,179.45	959,007.00
13 Matugnao	649	80,000.00	166,101.78	358,179.45	604,281.00
14 Miabas	1,078	80,000.00	275,897.87	358,179.45	714,077.00
15 Nabangig	2,830	80,000.00	724,295.90	358,179.45	1,162,475.00
16 Nipa	1,748	80,000.00	447,374.29	358,179.45	885,554.00
17 Parina	487	80,000.00	124,640.32	358,179.45	562,820.00
18 Pina	707	80,000.00	180,946.01	358,179.45	619,125.00
19 Poblacion	2,700	80,000.00	691,024.36	358,179.45	1,129,204.00
20 Salvacion	1,050	80,000.00	268,731.70	358,179.45	706,911.00
21 San Antonio	422	80,000.00	108,004.55	358,179.45	546,184.00
22 San Carlos	920	80,000.00	235,460.15	358,179.45	673,640.00
23 San Isidro	471	80,000.00	120,545.36	358,179.45	558,725.00
24 Santa Cruz	1,866	80,000.00	477,574.61	358,179.45	915,754.00
Total	24,830	1,920,000.00	6,354,864.77	8,596,306.72	16,871,171.00
<b>16 MUNICIPALITY OF PIO V. CORPUZ (LIMBUHAN)</b>					
1 Alegria	1,467	80,000.00	375,456.57	358,179.45	813,636.00
2 Buenasuerte	1,264	80,000.00	323,501.77	358,179.45	761,681.00
3 Bugang	654	80,000.00	167,381.46	358,179.45	605,561.00
4 Bugtong	941	80,000.00	240,834.79	358,179.45	679,014.00
5 Bunducan	1,214	80,000.00	310,705.03	358,179.45	748,884.00
6 Cabangrayan	1,359	80,000.00	347,815.59	358,179.45	785,995.00
7 Calongongan	862	80,000.00	220,615.93	358,179.45	658,795.00



CY 2008 INTERNAL REVENUE ALLOTMENT FOR BARANGAYS  
 REGION V  
**PROVINCE OF MASBATE**  
 (In P0.00 )

BARANGAY	POPULATION CY 2007 CENSUS	COMPUTATION OF THE FY 2008 INTERNAL REVENUE ALLOTMENT			
		P80,000 FOR BRGYS. W/ 100 OR MORE POPULATION	SHARE BASED ON POPULATION	EQUAL SHARING	TOTAL (ROUNDED)
8 Casabangan	1,192	80,000.00	305,074.46	358,179.45	743,254.00
9 Guindawahan	1,942	80,000.00	497,025.67	358,179.45	935,205.00
10 Labigan	789	80,000.00	201,932.67	358,179.45	640,112.00
11 Lampuyang	657	80,000.00	168,149.26	358,179.45	606,329.00
12 Mabuhay	568	80,000.00	145,371.05	358,179.45	583,550.00
13 Palho	864	80,000.00	221,127.80	358,179.45	659,307.00
14 Poblacion	3,025	80,000.00	774,203.22	358,179.45	1,212,383.00
15 Salvacion	1,415	80,000.00	362,147.95	358,179.45	800,327.00
16 Tanque	1,750	80,000.00	447,886.16	358,179.45	886,066.00
17 Tubigan	1,061	80,000.00	271,546.98	358,179.45	709,726.00
18 Tubog	1,078	80,000.00	275,897.87	358,179.45	714,077.00
<b>Total</b>	<b>22,102</b>	<b>1,440,000.00</b>	<b>5,656,674.23</b>	<b>6,447,230.04</b>	<b>13,543,902.00</b>

**17 MUNICIPALITY OF PLACER**

1 Aguada	1,347	80,000.00	344,744.38	358,179.45	782,924.00
2 Ban-Ao	692	80,000.00	177,106.98	358,179.45	615,286.00
3 Burabod	948	80,000.00	242,626.33	358,179.45	680,806.00
4 Cabangcalan	1,067	80,000.00	273,082.59	358,179.45	711,262.00
5 Calumpang	810	80,000.00	207,307.31	358,179.45	645,487.00
6 Camayabsan	1,571	80,000.00	402,073.80	358,179.45	840,253.00
7 Daanlungsod	1,739	80,000.00	445,070.88	358,179.45	883,250.00
8 Dangpanan	814	80,000.00	208,331.05	358,179.45	646,510.00
9 Daraga	2,373	80,000.00	607,333.63	358,179.45	1,045,513.00
10 Guinhan-Ayan	601	80,000.00	153,816.90	358,179.45	591,996.00
11 Guin-Awayan	1,732	80,000.00	443,279.33	358,179.45	881,459.00
12 Katipunan	3,120	80,000.00	798,517.04	358,179.45	1,236,696.00
13 Libas	475	80,000.00	121,569.10	358,179.45	559,749.00
14 Locso-An	1,094	80,000.00	279,992.83	358,179.45	718,172.00
15 Luna	2,123	80,000.00	543,349.90	358,179.45	981,529.00
16 Mahayag	1,100	80,000.00	281,528.44	358,179.45	719,708.00
17 Mahayahay	1,267	80,000.00	324,269.58	358,179.45	762,449.00
18 Manlut-Od	1,531	80,000.00	391,836.41	358,179.45	830,016.00
19 Matagantang	1,497	80,000.00	383,134.62	358,179.45	821,314.00
20 Nabocot	919	80,000.00	235,204.22	358,179.45	673,384.00
21 Nagarao	583	80,000.00	149,210.07	358,179.45	587,390.00
22 Nainday	1,850	80,000.00	473,479.65	358,179.45	911,659.00
23 Naocondiot	1,345	80,000.00	344,232.51	358,179.45	782,412.00
24 Pasiagon	3,192	80,000.00	816,944.36	358,179.45	1,255,124.00
25 Pili	698	80,000.00	178,642.59	358,179.45	616,822.00
26 Poblacion	2,223	80,000.00	568,943.39	358,179.45	1,007,123.00
27 Puro	1,179	80,000.00	301,747.30	358,179.45	739,927.00
28 Quibrada	407	80,000.00	104,165.52	358,179.45	542,345.00
29 San Marcos	1,375	80,000.00	351,910.55	358,179.45	790,090.00
30 Santa Cruz	1,451	80,000.00	371,361.61	358,179.45	809,541.00
31 Taboc	1,154	80,000.00	295,348.93	358,179.45	733,528.00
32 Tan-Awan	1,484	80,000.00	379,807.46	358,179.45	817,987.00
33 Taverna	433	80,000.00	110,819.83	358,179.45	548,999.00
34 Tubod	591	80,000.00	151,257.55	358,179.45	589,437.00
35 Villa Inocencio	3,684	80,000.00	942,864.35	358,179.45	1,381,044.00
<b>Total</b>	<b>48,469</b>	<b>2,800,000.00</b>	<b>12,404,911.01</b>	<b>12,536,280.64</b>	<b>27,741,191.00</b>

**18 MUNICIPALITY OF SAN FERNANDO**

1 Altavista	549	80,000.00	140,508.29	358,179.45	578,688.00
2 Bayanihan Pob. (District 4)	1,581	80,000.00	404,633.15	358,179.45	842,813.00
3 Baybaydagat Pob. (District 1)	1,615	80,000.00	413,334.94	358,179.45	851,514.00

CY 2008 INTERNAL REVENUE ALLOTMENT FOR BARANGAYS  
 REGION V  
**PROVINCE OF MASBATE**  
 (In P0.00 )

BARANGAY	POPULATION CY 2007 CENSUS	COMPUTATION OF THE FY 2008 INTERNAL REVENUE ALLOTMENT			
		P80,000 FOR BRGYS. W/ 100 OR MORE POPULATION	SHARE BASED ON POPULATION	EQUAL SHARING	TOTAL (ROUNDED)
4 Benitanan	693	80,000.00	177,362.92	358,179.45	615,542.00
5 Buenasuerte	523	80,000.00	133,853.98	358,179.45	572,033.00
6 Buenavista	834	80,000.00	213,449.75	358,179.45	651,629.00
7 Buenos Aires	636	80,000.00	162,774.63	358,179.45	600,954.00
8 Buyo	908	80,000.00	232,388.93	358,179.45	670,568.00
9 Canelas	824	80,000.00	210,890.40	358,179.45	649,070.00
10 Corbada	464	80,000.00	118,753.82	358,179.45	556,933.00
11 Daplían	799	80,000.00	204,492.02	358,179.45	642,671.00
12 Del Rosario	686	80,000.00	175,571.37	358,179.45	613,751.00
13 Ipil	467	80,000.00	119,521.62	358,179.45	557,701.00
14 Lahong	346	80,000.00	88,553.49	358,179.45	526,733.00
15 Lumbia	323	80,000.00	82,666.99	358,179.45	520,846.00
16 Magkaipit	328	80,000.00	83,946.66	358,179.45	522,126.00
17 Magsasaka Pob. (District 3)	1,275	80,000.00	326,317.06	358,179.45	764,497.00
18 Minio	563	80,000.00	144,091.38	358,179.45	582,271.00
19 Pinamoghaan	516	80,000.00	132,062.43	358,179.45	570,242.00
20 Progreso	677	80,000.00	173,267.96	358,179.45	611,447.00
21 Resurreccion	1,265	80,000.00	323,757.71	358,179.45	761,937.00
22 Salvacion	329	80,000.00	84,202.60	358,179.45	522,382.00
23 Silangan Pob. (District 2)	1,569	80,000.00	401,561.93	358,179.45	839,741.00
24 Sowa	482	80,000.00	123,360.65	358,179.45	561,540.00
25 Talisay	740	80,000.00	189,391.86	358,179.45	627,571.00
26 Valparaiso	573	80,000.00	146,650.73	358,179.45	584,830.00
<b>Total</b>	<b>19,565</b>	<b>2,080,000.00</b>	<b>5,007,367.26</b>	<b>9,312,665.62</b>	<b>16,400,030.00</b>

**19 MUNICIPALITY OF SAN JACINTO**

1 Almine	533	80,000.00	136,413.33	358,179.45	574,593.00
2 Bagacay	445	80,000.00	113,891.05	358,179.45	552,070.00
3 Bagahanglad	2,795	80,000.00	715,338.18	358,179.45	1,153,518.00
4 Bartolabac	1,197	80,000.00	306,354.13	358,179.45	744,534.00
5 Burgos	1,673	80,000.00	428,179.17	358,179.45	866,359.00
6 Calipat-An	1,477	80,000.00	378,015.92	358,179.45	816,195.00
7 Danao	1,472	80,000.00	376,736.24	358,179.45	814,916.00
8 District I (Pob.)	990	80,000.00	253,375.60	358,179.45	691,555.00
9 District II (Pob.)	3,901	80,000.00	998,402.23	358,179.45	1,436,582.00
10 District III (Pob.)	1,814	80,000.00	464,266.00	358,179.45	902,445.00
11 District IV (Pob.)	1,097	80,000.00	280,760.64	358,179.45	718,940.00
12 Dorong-an Daplían	477	80,000.00	122,080.97	358,179.45	560,260.00
13 Interior	577	80,000.00	147,674.47	358,179.45	585,854.00
14 Jagna-an	1,133	80,000.00	289,974.30	358,179.45	728,154.00
15 Luna	613	80,000.00	156,888.12	358,179.45	595,068.00
16 Mabini	1,297	80,000.00	331,947.63	358,179.45	770,127.00
17 Pina	866	80,000.00	221,639.67	358,179.45	659,819.00
18 Roosevelt	781	80,000.00	199,885.19	358,179.45	638,065.00
19 San Isidro	494	80,000.00	126,431.86	358,179.45	564,611.00
20 Santa Rosa	1,858	80,000.00	475,527.13	358,179.45	913,707.00
21 Washington	1,018	80,000.00	260,541.78	358,179.45	698,721.00
<b>Total</b>	<b>26,508</b>	<b>1,680,000.00</b>	<b>6,784,323.61</b>	<b>7,521,768.38</b>	<b>15,986,093.00</b>

**20 MUNICIPALITY OF SAN PASCUAL**

1 Boca Chica	2,113	80,000.00	540,790.55	358,179.45	978,970.00
2 Bolod (Pob.)	2,882	80,000.00	737,604.52	358,179.45	1,175,784.00
3 Busing	2,010	80,000.00	514,429.25	358,179.45	952,609.00
4 Cueva	2,763	80,000.00	707,148.26	358,179.45	1,145,328.00
5 Dangcalan	1,462	80,000.00	374,176.89	358,179.45	812,356.00

CY 2008 INTERNAL REVENUE ALLOTMENT FOR BARANGAYS  
 REGION V  
**PROVINCE OF MASBATE**  
 (In P0.00 )

BARANGAY	POPULATION CY 2007 CENSUS	COMPUTATION OF THE FY 2008 INTERNAL REVENUE ALLOTMENT			
		P80,000 FOR BRGYS. W/ 100 OR MORE POPULATION	SHARE BASED ON POPULATION	EQUAL SHARING	TOTAL (ROUNDED)
6 Halabangbaybay	1,115	80,000.00	285,367.47	358,179.45	723,547.00
7 Iniwaran	2,324	80,000.00	594,792.82	358,179.45	1,032,972.00
8 Ki-Buaya (Rizal)	922	80,000.00	235,972.02	358,179.45	674,151.00
9 Ki-Romero (Roxas)	1,714	80,000.00	438,672.50	358,179.45	876,852.00
10 Laurente	2,031	80,000.00	519,803.88	358,179.45	957,983.00
11 Mabini	1,714	80,000.00	438,672.50	358,179.45	876,852.00
12 Mabuhay	1,620	80,000.00	414,614.62	358,179.45	852,794.00
13 Malaking Ilog	1,825	80,000.00	467,081.28	358,179.45	905,261.00
14 Mapanique	2,139	80,000.00	547,444.85	358,179.45	985,624.00
15 Nazareno	1,004	80,000.00	256,958.69	358,179.45	695,138.00
16 Pinamasingan	1,779	80,000.00	455,308.27	358,179.45	893,488.00
17 Quintina	1,715	80,000.00	438,928.44	358,179.45	877,108.00
18 San Jose	1,473	80,000.00	376,992.18	358,179.45	815,172.00
19 San Pedro	3,009	80,000.00	770,108.26	358,179.45	1,208,288.00
20 San Rafael	2,943	80,000.00	753,216.55	358,179.45	1,191,396.00
21 Santa Cruz	1,860	80,000.00	476,039.00	358,179.45	914,218.00
22 Terraplin (Pob.)	1,319	80,000.00	337,578.20	358,179.45	775,758.00
<b>Total</b>	<b>41,736</b>	<b>1,760,000.00</b>	<b>10,681,701.00</b>	<b>7,879,947.83</b>	<b>20,321,649.00</b>

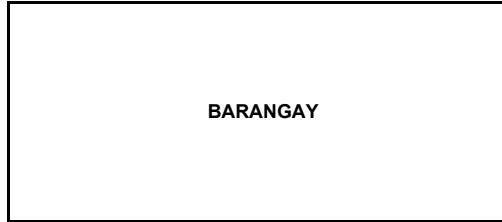
21 **MUNICIPALITY OF USON**

1 Arado	680	80,000.00	174,035.76	358,179.45	612,215.00
2 Armenia	4,088	80,000.00	1,046,262.07	358,179.45	1,484,442.00
3 Aurora	1,120	80,000.00	286,647.14	358,179.45	724,827.00
4 Badling	767	80,000.00	196,302.11	358,179.45	634,482.00
5 Bonifacio	1,713	80,000.00	438,416.57	358,179.45	876,596.00
6 Buenasuerte	1,284	80,000.00	328,620.47	358,179.45	766,800.00
7 Buenavista	3,133	80,000.00	801,844.19	358,179.45	1,240,024.00
8 Campana	825	80,000.00	211,146.33	358,179.45	649,326.00
9 Candelaria	1,302	80,000.00	333,227.30	358,179.45	771,407.00
10 Centro	819	80,000.00	209,610.72	358,179.45	647,790.00
11 Crossing	1,540	80,000.00	394,139.82	358,179.45	832,319.00
12 Dapdap	2,175	80,000.00	556,658.51	358,179.45	994,838.00
13 Del Carmen	3,589	80,000.00	918,550.53	358,179.45	1,356,730.00
14 Del Rosario	771	80,000.00	197,325.85	358,179.45	635,505.00
15 Libertad	1,133	80,000.00	289,974.30	358,179.45	728,154.00
16 Mabini	954	80,000.00	244,161.94	358,179.45	682,341.00
17 Mabuhay	919	80,000.00	235,204.22	358,179.45	673,384.00
18 Madao	813	80,000.00	208,075.11	358,179.45	646,255.00
19 Magsaysay	1,235	80,000.00	316,079.66	358,179.45	754,259.00
20 Marcella	1,887	80,000.00	482,949.25	358,179.45	921,129.00
21 Miaga	2,434	80,000.00	622,945.66	358,179.45	1,061,125.00
22 Mongahay	719	80,000.00	184,017.23	358,179.45	622,197.00
23 Morocborocan	1,336	80,000.00	341,929.09	358,179.45	780,109.00
24 Paguihaman	1,538	80,000.00	393,627.95	358,179.45	831,807.00
25 Panicijan	1,528	80,000.00	391,068.60	358,179.45	829,248.00
26 Poblacion	1,816	80,000.00	464,777.87	358,179.45	902,957.00
27 Quezon	1,562	80,000.00	399,770.39	358,179.45	837,950.00
28 San Isidro	787	80,000.00	201,420.80	358,179.45	639,600.00
29 San Jose	1,029	80,000.00	263,357.06	358,179.45	701,537.00
30 San Mateo	997	80,000.00	255,167.14	358,179.45	693,347.00
31 San Ramon	1,682	80,000.00	430,482.58	358,179.45	868,662.00
32 San Vicente	723	80,000.00	185,040.97	358,179.45	623,219.00
33 Santo Cristo	752	80,000.00	192,463.08	358,179.45	630,642.00
34 Sawang	1,348	80,000.00	345,000.31	358,179.45	783,179.00
35 Simawa	1,406	80,000.00	359,844.54	358,179.45	798,023.00
<b>Total</b>	<b>50,404</b>	<b>2,800,000.00</b>	<b>12,900,145.13</b>	<b>12,536,280.64</b>	<b>28,236,425.00</b>

CY 2008 INTERNAL REVENUE ALLOTMENT FOR BARANGAYS  
 REGION V  
**PROVINCE OF MASBATE**  
 (In P0.00 )

BARANGAY	POPULATION CY 2007 CENSUS	COMPUTATION OF THE FY 2008 INTERNAL REVENUE ALLOTMENT			
		P80,000 FOR BRGYS. W/ 100 OR MORE POPULATION	SHARE BASED ON POPULATION	EQUAL SHARING	TOTAL (ROUNDED)
547 TOTAL, MASBATE	764,724	43,680,000.00	195,719,597.41	195,924,157.42	435,323,748.00
	=====	=====	=====	=====	=====

CY 2008 INTERNAL REVENUE ALLOTMENT FOR BARA  
REGION V  
**PROVINCE OF MASBATE**  
(In P0.00 )



**01 MUNICIPALITY OF ARORROY**

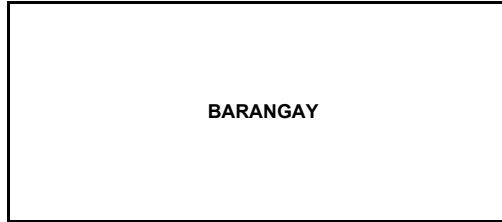
- 1 Ambolong
- 2 Amoroy
- 3 Amutag
- 4 Bagauma
- 5 Balawing
- 6 Balete
- 7 Bangon
- 8 Cabangcalan
- 9 Cabas-An
- 10 Calanay
- 11 Capsay
- 12 Concepcion
- 13 Dayhagan
- 14 Don Pablo Dela Rosa
- 15 Gumahang
- 16 Jaboyoan
- 17 Lanang
- 18 Luy-a
- 19 Macabug
- 20 Malubi
- 21 Managanaga
- 22 Manamoc
- 23 Mariposa
- 24 Mataba
- 25 Matalangtalang
- 26 Matangog
- 27 Nabongsoran
- 28 Pangle
- 29 Panique
- 30 Pinanaan
- 31 Poblacion
- 32 Puro
- 33 San Agustin
- 34 San Isidro
- 35 Sawang
- 36 Syndicate
- 37 Talabaan
- 38 Talib
- 39 Tigbao
- 40 Tinago
- 41 Tinigban

Total

**02 MUNICIPALITY OF BALENO**

- 1 Baao
- 2 Banase
- 3 Batuila
- 4 Cagara
- 5 Cagpandan
- 6 Cancahorao
- 7 Canjunday
- 8 Docol
- 9 Eastern Capsay
- 10 Gabi
- 11 Gangao
- 12 Lagta

CY 2008 INTERNAL REVENUE ALLOTMENT FOR BARA  
REGION V  
**PROVINCE OF MASBATE**  
(In P0.00 )



- 13 Lahong Interior
- 14 Lahong Proper
- 15 Lipata
- 16 Madangcalan
- 17 Magdalena
- 18 Manoboc
- 19 Obongon Diot
- 20 Poblacion
- 21 Polot
- 22 Potoson
- 23 Sog-Ong
- 24 Tinapian

Total

**03 MUNICIPALITY OF BALUD**

- 1 Baybay (Lumocab)
- 2 Bongcanaway
- 3 Calumpang
- 4 Cantil
- 5 Casamongan
- 6 Danao
- 7 Dao
- 8 Guinbanwahan
- 9 Ilaya
- 10 Jangan
- 11 Jintotolo
- 12 Mabuhay (Bongcanaway III)
- 13 Mapili
- 14 Mapitogo
- 15 Pajo
- 16 Palane
- 17 Panguiranan
- 18 Panubigan
- 19 Poblacion (Balud)
- 20 Pulanduta
- 21 Quinangan Diotay
- 22 Quinangan Tonga
- 23 Salvacion
- 24 Sampad
- 25 San Andres (Quinayangan Dacu)
- 26 San Antonio
- 27 Sapatos
- 28 Talisay
- 29 Tonga
- 30 Ubo
- 31 Victory (Victoria)
- 32 Villa Alvarez

Total

**04 MUNICIPALITY OF BATUAN**

- 1 Burgos
- 2 Cambañez
- 3 Canares
- 4 Costa Rica
- 5 Danao

CY 2008 INTERNAL REVENUE ALLOTMENT FOR BARA  
REGION V  
**PROVINCE OF MASBATE**  
(In P0.00 )

<b>BARANGAY</b>
-----------------

- 6 Gibraltar
- 7 Mabuhay
- 8 Matabao
- 9 Nasandig
- 10 Panisihan
- 11 Poblacion
- 12 Rizal
- 13 Royroy
- 14 Sawang

Total

**05 MUNICIPALITY OF CATAINGAN**

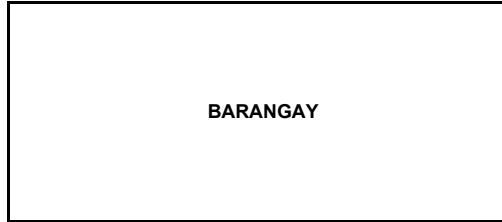
- 1 Abaca
- 2 Aguada
- 3 Badiang
- 4 Bagumbayan
- 5 Cadulawan
- 6 Cagbatang
- 7 Chimenea
- 8 Concepcion
- 9 Curvada
- 10 Divisoria
- 11 Domorog
- 12 Estampar
- 13 Gahit
- 14 Libtong
- 15 Liong
- 16 Maanahao
- 17 Madamba
- 18 Malobago
- 19 Matayum
- 20 Matubinao
- 21 Mintac
- 22 Nadawisan
- 23 Osmeña
- 24 Pawican
- 25 Pitogo
- 26 Poblacion
- 27 Quezon
- 28 San Isidro
- 29 San Jose
- 30 San Pedro
- 31 San Rafael
- 32 Santa Teresita
- 33 Santo Nino
- 34 Tagboan
- 35 Tuybo
- 36 Villa Pogado

Total

**06 MUNICIPALITY OF CAWAYAN**

- 1 Begia
- 2 Cabayugan
- 3 Cabungahan
- 4 Calapayan

CY 2008 INTERNAL REVENUE ALLOTMENT FOR BARA  
REGION V  
**PROVINCE OF MASBATE**  
(In P0.00 )



- 5 Calumpang
- 6 Chico Island
- 7 Dalipe
- 8 Divisoria
- 9 Gilotongan
- 10 Guiom
- 11 Itombato
- 12 Lague-lague
- 13 Libertad
- 14 Looc
- 15 Mactan
- 16 Madbad
- 17 Mahayahay
- 18 Maihao
- 19 Malbug
- 20 Naro
- 21 Palobandera
- 22 Pananawan
- 23 Pena Island
- 24 Pin-As
- 25 Poblacion
- 26 Pulot
- 27 Recodo
- 28 R.M. Magbalon (Bebinan)
- 29 San Jose
- 30 San Vicente
- 31 Taberna
- 32 Talisay
- 33 Tuburan
- 34 Villahermosa

Total

**07 MUNICIPALITY OF CLAVERIA**

- 1 Albasan
- 2 Boca Engano
- 3 Buyo
- 4 Calpi
- 5 Canomay
- 6 Cawayan
- 7 Imelda
- 8 Mababang Baybay
- 9 Mabiton
- 10 Manapao
- 11 Nabasagan
- 12 Nonoc
- 13 Osmena
- 14 Pasig
- 15 Penafrancia
- 16 Poblacion District I (Bgy. 1)
- 17 Poblacion District II (Bgy. 2)
- 18 Quezon
- 19 San Isidro
- 20 San Ramon
- 21 San Vicente
- 22 Taguilid

Total



CY 2008 INTERNAL REVENUE ALLOTMENT FOR BARA  
REGION V  
**PROVINCE OF MASBATE**  
(In P0.00 )

<b>BARANGAY</b>
-----------------

**08 MUNICIPALITY OF DIMASALANG**

- 1 Balantay
- 2 Balocawe
- 3 Banahao
- 4 Buenaflor
- 5 Buracan
- 6 Cabanoyoan
- 7 Cabrera
- 8 Cadulan
- 9 Calabad
- 10 Canomay
- 11 Divisoria
- 12 Gaid
- 13 Gregorio Alino (Pia-ong)
- 14 Magcaraguit
- 15 Mambog
- 16 Poblacion
- 17 Rizal
- 18 San Vicente
- 19 Suba
- 20 T.R. Yangco (Yanco)

Total

**09 MUNICIPALITY OF ESPERANZA**

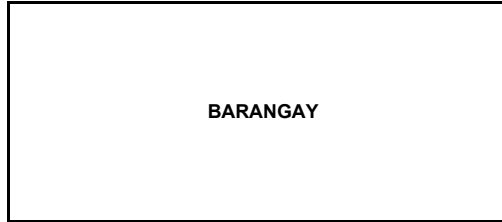
- 1 Agoho
- 2 Almero
- 3 Baras
- 4 Domorog
- 5 Guadalupe
- 6 Iligan
- 7 Labangtaytay
- 8 Labrador
- 9 Libertad
- 10 Magsaysay
- 11 Masbaranon
- 12 Poblacion
- 13 Potingbato
- 14 Rizal
- 15 San Roque
- 16 Santiago
- 17 Sorosimbajan
- 18 Tawad
- 19 Tunga
- 20 Villa

Total

**10 MUNICIPALITY OF MANDAON**

- 1 Alas
- 2 Ayat
- 3 Bat-Ongan
- 4 Bugtong
- 5 Buri
- 6 Cabitan
- 7 Cagmasoso

CY 2008 INTERNAL REVENUE ALLOTMENT FOR BARA  
REGION V  
**PROVINCE OF MASBATE**  
(In P0.00 )



- 8 Canomoy
- 9 Centro
- 10 Dayao
- 11 Guincaiptan
- 12 Laguinbanwa
- 13 Lantangan
- 14 Looc
- 15 Mabatobato
- 16 Maolingon
- 17 Nailaban
- 18 Nanipsan
- 19 Pinamangcaan
- 20 Poblacion
- 21 Polo Dacu
- 22 San Juan
- 23 San Pablo
- 24 Santa Fe
- 25 Tagpu
- 26 Tumalaytay

Total

**11 CITY OF MASBATE (CAPITAL)**

- 1 Anas
- 2 Asid
- 3 Bagumbayan
- 4 Bantigue
- 5 Bapor (Pob.)
- 6 Batuhan
- 7 Bayombon
- 8 Biyong
- 9 Bolo
- 10 B. Titong
- 11 Cagay
- 12 Cawayan Exterior
- 13 Cawayan Interior
- 14 Centro (Pob.)
- 15 Espinosa
- 16 F. Magallanes
- 17 Ibingay
- 18 Igang
- 19 Kalipay (Pob.)
- 20 Kinamaligan
- 21 Malinta
- 22 Mapina
- 23 Mayngaran
- 24 Nursery
- 25 Pating (Pob.)
- 26 Pawa
- 27 Sinalongan
- 28 Tugbo
- 29 Ubongan Dacu
- 30 Usab

Total

**12 MUNICIPALITY OF MILAGROS**

CY 2008 INTERNAL REVENUE ALLOTMENT FOR BARA  
REGION V  
**PROVINCE OF MASBATE**  
(In P0.00 )

**BARANGAY**

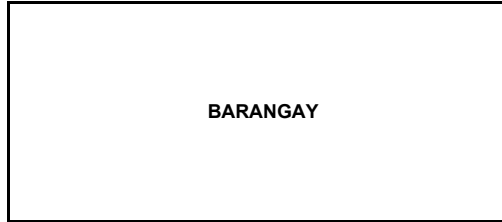
- 1 Bacolod
- 2 Bangad
- 3 Bara
- 4 Bonbon
- 5 Calasuche
- 6 Calumpang (Taisan)
- 7 Capaculan
- 8 Cayabon
- 9 Guinluthangan
- 10 Jamorawon
- 11 Magsalangi
- 12 Matagbac
- 13 Matanglad
- 14 Matiporon
- 15 Moises R. Espinosa
- 16 Narangasan
- 17 Pamangpangon
- 18 Paraiso (Potot)
- 19 Poblacion East
- 20 Poblacion West
- 21 San Antonio
- 22 San Carlos
- 23 Sawmill
- 24 Tagbon
- 25 Tawad
- 26 Tigbao
- 27 Tinaclipan (Bato)

Total

13 **MUNICIPALITY OF MOBO**

- 1 Baang
- 2 Bagacay
- 3 Balatucan
- 4 Barag
- 5 Dacu
- 6 Fabrica
- 7 Guintorelan
- 8 Holjogon
- 9 Lalaguna
- 10 Lomocloc
- 11 Luyong Catungan
- 12 Mabuhay
- 13 Mandali
- 14 Mapuyo
- 15 Marintoc
- 16 Nasunduan
- 17 Pinamalatican
- 18 Pinamarbuhan
- 19 Poblacion Dist. I
- 20 Poblacion Dist. II
- 21 Polot
- 22 Sambulawan
- 23 Santa Maria
- 24 Sawmill
- 25 Tabuc
- 26 Tugawe
- 27 Tugbo
- 28 Umabay Exterior

CY 2008 INTERNAL REVENUE ALLOTMENT FOR BARA  
REGION V  
**PROVINCE OF MASBATE**  
(In P0.00 )



29 Umabay Interior

Total

**14 MUNICIPALITY OF MONREAL**

- 1 Cantorna
- 2 Famosa
- 3 Guinhadap
- 4 Macarthur
- 5 Maglambong
- 6 Morocborocan
- 7 Poblacion
- 8 Real
- 9 Rizal
- 10 Santo Nino
- 11 Togoron

Total

**15 MUNICIPALITY OF PALANAS**

- 1 Antipolo
- 2 Banco
- 3 Biga-a
- 4 Bontod
- 5 Buenasuerte
- 6 Intusan \*
- 7 Jose A. Abenir Sr. (Libtong)
- 8 Maanahao
- 9 Mabini
- 10 Malatawan
- 11 Malibas
- 12 Maravilla
- 13 Matugnao
- 14 Miabas
- 15 Nabangig
- 16 Nipa
- 17 Parina
- 18 Pina
- 19 Poblacion
- 20 Salvacion
- 21 San Antonio
- 22 San Carlos
- 23 San Isidro
- 24 Santa Cruz

Total

**16 MUNICIPALITY OF PIO V. CORPUZ (LIMBUHAN)**

- 1 Alegria
- 2 Buenasuerte
- 3 Bugang
- 4 Bugtong
- 5 Bunducan
- 6 Cabangrayan
- 7 Calongongan

CY 2008 INTERNAL REVENUE ALLOTMENT FOR BARA  
REGION V  
**PROVINCE OF MASBATE**  
(In P0.00 )

<b>BARANGAY</b>
-----------------

- 8 Casabangan
- 9 Guindawahan
- 10 Labigan
- 11 Lampuyang
- 12 Mabuhay
- 13 Palho
- 14 Poblacion
- 15 Salvacion
- 16 Tanque
- 17 Tubigan
- 18 Tubog

Total

**17 MUNICIPALITY OF PLACER**

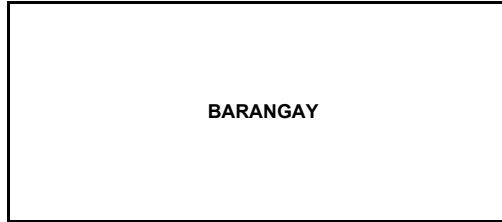
- 1 Aguada
- 2 Ban-Ao
- 3 Burabod
- 4 Cabangcalan
- 5 Calumpang
- 6 Camayabsan
- 7 Daanlungsod
- 8 Dangpanan
- 9 Daraga
- 10 Guinhan-Ayan
- 11 Guin-Awayan
- 12 Katipunon
- 13 Libas
- 14 Locso-An
- 15 Luna
- 16 Mahayag
- 17 Mahayahay
- 18 Manlut-Od
- 19 Matagantang
- 20 Naboctot
- 21 Nagarao
- 22 Nainday
- 23 Naocondiot
- 24 Pasiagon
- 25 Pili
- 26 Poblacion
- 27 Puro
- 28 Quibrada
- 29 San Marcos
- 30 Santa Cruz
- 31 Taboc
- 32 Tan-Awan
- 33 Taverna
- 34 Tubod
- 35 Villa Inocencio

Total

**18 MUNICIPALITY OF SAN FERNANDO**

- 1 Altavista
- 2 Bayanihan Pob. (District 4)
- 3 Baybaydagat Pob. (District 1)

CY 2008 INTERNAL REVENUE ALLOTMENT FOR BARA  
REGION V  
**PROVINCE OF MASBATE**  
(In P0.00 )



- 4 Benitanan
- 5 Buenasuerte
- 6 Buenavista
- 7 Buenos Aires
- 8 Buyo
- 9 Canelas
- 10 Corbada
- 11 Daplían
- 12 Del Rosario
- 13 IpiI
- 14 Lahong
- 15 Lumbia
- 16 Magkaipit
- 17 Magsasaka Pob. (District 3)
- 18 Minio
- 19 Pinamoghaan
- 20 Progreso
- 21 Resurreccion
- 22 Salvacion
- 23 Silangan Pob. (District 2)
- 24 Sowa
- 25 Talisay
- 26 Valparaiso

Total

**19 MUNICIPALITY OF SAN JACINTO**

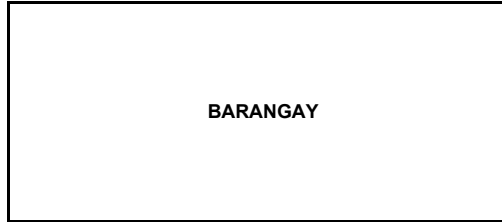
- 1 Almine
- 2 Bagacay
- 3 Bagahanglad
- 4 Bartolabac
- 5 Burgos
- 6 Calipat-An
- 7 Danao
- 8 District I (Pob.)
- 9 District II (Pob.)
- 10 District III (Pob.)
- 11 District IV (Pob.)
- 12 Dorong-an Daplían
- 13 Interior
- 14 Jagna-an
- 15 Luna
- 16 Mabini
- 17 Pina
- 18 Roosevelt
- 19 San Isidro
- 20 Santa Rosa
- 21 Washington

Total

**20 MUNICIPALITY OF SAN PASCUAL**

- 1 Boca Chica
- 2 Bolod (Pob.)
- 3 Busing
- 4 Cueva
- 5 Dangcalan

CY 2008 INTERNAL REVENUE ALLOTMENT FOR BARA  
REGION V  
**PROVINCE OF MASBATE**  
(In P0.00 )



- 6 Halabangbaybay
- 7 Iniwaran
- 8 Ki-Buaya (Rizal)
- 9 Ki-Romero (Roxas)
- 10 Laurente
- 11 Mabini
- 12 Mabuhay
- 13 Malaking Ilog
- 14 Mapanique
- 15 Nazareno
- 16 Pinamasingan
- 17 Quintina
- 18 San Jose
- 19 San Pedro
- 20 San Rafael
- 21 Santa Cruz
- 22 Terraplin (Pob.)

Total

**21 MUNICIPALITY OF USON**

- 1 Arado
- 2 Armenia
- 3 Aurora
- 4 Badling
- 5 Bonifacio
- 6 Buenasuerte
- 7 Buenavista
- 8 Campana
- 9 Candelaria
- 10 Centro
- 11 Crossing
- 12 Dapdap
- 13 Del Carmen
- 14 Del Rosario
- 15 Libertad
- 16 Mabini
- 17 Mabuhay
- 18 Madao
- 19 Magsaysay
- 20 Marcella
- 21 Miaga
- 22 Mongahay
- 23 Morochorocan
- 24 Paguihman
- 25 Panicijan
- 26 Poblacion
- 27 Quezon
- 28 San Isidro
- 29 San Jose
- 30 San Mateo
- 31 San Ramon
- 32 San Vicente
- 33 Santo Cristo
- 34 Sawang
- 35 Simawa

Total

CY 2008 INTERNAL REVENUE ALLOTMENT FOR BARA  
REGION V  
**PROVINCE OF MASBATE**  
(In P0.00 )

<b>BARANGAY</b>
-----------------

**547 TOTAL, MASBATE**