

Official Gazette

Edited at the Office of the President of the Philippines
pursuant to Commonwealth Act No. 638 as amended by the Administrative Code of 1987

VOL. 118

Manila, Philippines, December 26, 2022

NO. 52

Republic of the Philippines
REPUBLIC ACT NO. 11936

GENERAL APPROPRIATIONS ACT JANUARY 1 - DECEMBER 31, 2023



FISCAL YEAR
2023

Agenda for Prosperity:
Economic Transformation
Towards Inclusivity and Sustainability

R.A. No. 11936

GENERAL APPROPRIATIONS ACT

January 1 - December 31, 2023

VOLUME I-B

Republic of the Philippines
 GENERAL APPROPRIATIONS ACT, FY 2023
 January 1 - December 31, 2023
 VOLUME I - B

	PAGE
XXI. DEPARTMENT OF PUBLIC WORKS AND HIGHWAYS.....	1
A. Office of the Secretary.....	1
XXII. DEPARTMENT OF SCIENCE AND TECHNOLOGY.....	190
A. Office of the Secretary.....	190
B. Advanced Science and Technology Institute.....	196
C. Food and Nutrition Research Institute.....	199
D. Forest Products Research and Development Institute.....	202
E. Industrial Technology Development Institute.....	205
F. Metals Industry Research and Development Center.....	208
G. National Academy of Science and Technology.....	212
H. National Research Council of the Philippines.....	214
I. Philippine Atmospheric, Geophysical and Astronomical Services Administration.....	218
J. Philippine Council for Agriculture, Aquatic and Natural Resources Research and Development.....	221
K. Philippine Council for Health Research and Development.....	224
L. Philippine Council for Industry, Energy and Emerging Technology Research and Development.....	226
M. Philippine Institute of Volcanology and Seismology.....	229
N. Philippine Nuclear Research Institute.....	233
O. Philippine Science High School System.....	237
P. Philippine Textile Research Institute.....	246
Q. Science Education Institute.....	249
R. Science and Technology Information Institute.....	252
S. Technology Application and Promotion Institute.....	255
XXIII. DEPARTMENT OF SOCIAL WELFARE AND DEVELOPMENT.....	260
A. Office of the Secretary.....	260
B. Council for the Welfare of Children.....	278
C. Juvenile Justice and Welfare Council.....	281
D. National Anti-Poverty Commission	283
E. National Authority for Child Care.....	286
F. National Commission on Indigenous Peoples.....	289
G. National Council on Disability Affairs.....	305
H. Presidential Commission for the Urban Poor.....	308

XXIV.	DEPARTMENT OF TOURISM.....	312
	A. Office of the Secretary.....	312
	B. Intramuros Administration.....	322
	C. National Parks Development Committee.....	325
	D. Philippine Commission on Sports Scuba Diving.....	328
XXV.	DEPARTMENT OF TRADE AND INDUSTRY.....	331
	A. Office of the Secretary.....	331
	B. Board of Investments.....	347
	C. Construction Industry Authority of the Philippines.....	350
	D. Cooperative Development Authority	353
	E. Design Center of the Philippines.....	363
	F. Philippine Trade Training Center.....	366
XXVI.	DEPARTMENT OF TRANSPORTATION.....	370
	A. Office of the Secretary.....	370
	B. Civil Aeronautics Board.....	385
	C. Maritime Industry Authority.....	388
	D. Office of Transportation Cooperatives.....	392
	E. Office for Transportation Security.....	394
	F. Philippine Coast Guard.....	397
	G. Toll Regulatory Board.....	415
XXVII.	NATIONAL ECONOMIC AND DEVELOPMENT AUTHORITY.....	420
	A. Office of the Secretary.....	420
	B. Commission on Population and Development.....	435
	C. Philippine National Volunteer Service Coordinating Agency.....	442
	D. Public-Private Partnership Center of the Philippines.....	445
	E. Philippine Statistical Research and Training Institute.....	447
	F. Philippine Statistics Authority.....	450
	G. Tariff Commission.....	462
XXVIII.	OFFICE OF THE PRESS SECRETARY.....	467
	A. Office of the Press Secretary (Proper).....	467
	B. Bureau of Broadcast Services.....	469
	C. National Printing Office.....	472
	D. News and Information Bureau.....	474
XXIX.	OTHER EXECUTIVE OFFICES.....	478
	A. Anti-Money Laundering Council.....	478
	B. Anti-Red Tape Authority.....	479
	C. Climate Change Commission.....	482
	D. Commission on Filipinos Overseas.....	484
	E. Commission on Higher Education.....	487
	F. Commission on the Filipino Language.....	495

G.	Dangerous Drugs Board.....	497
H.	Energy Regulatory Commission.....	501
I.	Film Development Council of the Philippines.....	503
J.	Games and Amusements Board.....	505
K.	Governance Commission for Government-Owned or Controlled Corporations.....	508
L.	Mindanao Development Authority	511
M.	Movie and Television Review and Classification Board.....	513
N.	National Commission for Culture and the Arts.....	516
N.1	National Commission for Culture and the Arts (Proper).....	516
N.2	National Historical Commission of the Philippines.....	519
N.3	National Library of the Philippines.....	523
N.4	National Archives of the Philippines.....	526
O.	National Commission of Senior Citizens.....	529
P.	National Intelligence Coordinating Agency.....	531
Q.	National Security Council.....	534
R.	Office of the Presidential Adviser on Peace, Reconciliation and Unity.....	536
S.	Optical Media Board	539
T.	Philippine Competition Commission	541
U.	Philippine Drug Enforcement Agency.....	544
V.	Philippine Information Agency.....	547
W.	Philippine Racing Commission.....	551
X.	Philippine Space Agency.....	553
Y.	Philippine Sports Commission.....	556
Z.	Presidential Legislative Liason Office.....	560
AA.	Presidential Management Staff	562
XXX.	JOINT LEGISLATIVE-EXECUTIVE COUNCILS.....	568
A.	Legislative-Executive Development Advisory Council.....	568
XXXI.	THE JUDICIARY.....	571
A.	Supreme Court of the Philippines and the Lower Courts.....	571
B.	Presidential Electoral Tribunal.....	575
C.	Sandiganbayan.....	578
D.	Court of Appeals.....	581
E.	Court of Tax Appeals.....	584
XXXII.	CIVIL SERVICE COMMISSION.....	589
A.	Civil Service Commission.....	589
B.	Career Executive Service Board.....	601
XXXIII.	COMMISSION ON AUDIT.....	606
XXXIV.	COMMISSION ON ELECTIONS.....	622
XXXV.	OFFICE OF THE OMBUDSMAN.....	630

XXXVI.	COMMISSION ON HUMAN RIGHTS.....	636
A.	Commission on Human Rights	636
B.	Human Rights Violations Victims' Memorial Commission.....	640
	SPECIAL PURPOSE FUNDS	
XXXVII.	BUDGETARY SUPPORT TO GOVERNMENT CORPORATIONS.....	644
A.	DEPARTMENT OF AGRICULTURE.....	644
A.1	National Dairy Authority.....	644
A.2	National Food Authority	646
A.3	National Irrigation Administration.....	647
A.4	Philippine Coconut Authority	652
A.5	Philippine Fisheries Development Authority.....	654
A.6	Philippine Rice Research Institute.....	656
A.7	Sugar Regulatory Administration	657
B.	DEPARTMENT OF ENERGY.....	658
B.1	National Electrification Administration.....	658
B.2	National Power Corporation.....	660
C.	DEPARTMENT OF FINANCE.....	662
C.1	Philippine Crop Insurance Corporation.....	662
C.2	Philippine Tax Academy	663
D.	DEPARTMENT OF HEALTH.....	664
D.1	Lung Center of the Philippines.....	664
D.2	National Kidney and Transplant Institute.....	665
D.3	Philippine Children's Medical Center.....	666
D.4	Philippine Health Insurance Corporation	668
D.5	Philippine Heart Center.....	670
D.6	Philippine Institute of Traditional and Alternative Health Care.....	671
E.	DEPARTMENT OF HUMAN SETTLEMENTS AND URBAN DEVELOPMENT.....	672
E.1	National Housing Authority.....	672
E.2	Social Housing Finance Corporation.....	675
F.	DEPARTMENT OF PUBLIC WORKS AND HIGHWAYS.....	676
F.1	Local Water Utilities Administration.....	676
G.	DEPARTMENT OF TOURISM.....	678
G.1	Tourism Infrastructure and Enterprise Zone Authority.....	678
G.2	Tourism Promotion Board.....	679
H.	DEPARTMENT OF TRADE AND INDUSTRY.....	680
H.1	Aurora Pacific Economic Zone and Freeport Authority.....	680
H.2	Center for International Trade Expositions and Missions.....	681
H.3	Small Business Corporation.....	683

I.	DEPARTMENT OF TRANSPORTATION.....	684
I.1	Civil Aviation Authority of the Philippines.....	684
I.2	Light Rail Transit Authority.....	685
I.3	Philippine National Railways.....	686
J.	NATIONAL ECONOMIC AND DEVELOPMENT AUTHORITY.....	688
J.1	Philippine Institute for Development Studies.....	688
K.	OFFICE OF THE PRESS SECRETARY.....	689
K.1	Intercontinental Broadcasting Corporation.....	689
K.2	People's Television Network, Incorporated.....	690
L.	OTHER EXECUTIVE OFFICES.....	691
L.1	Authority of the Freeport Area of Bataan.....	691
L.2	Bases Conversion and Development Authority.....	692
L.3	Cagayan Economic Zone Authority.....	694
L.4	Credit Information Corporation.....	695
L.5	Cultural Center of the Philippines.....	696
L.6	Development Academy of the Philippines.....	697
L.7	Philippine Center for Economic Development.....	699
L.8	Philippine Postal Corporation	700
L.9	Southern Philippines Development Authority.....	701
L.10	Subic Bay Metropolitan Authority.....	702
L.11	Zamboanga City Special Economic Zone Authority.....	704
M.	BUDGETARY SUPPORT TO GOVERNMENT CORPORATIONS - OTHERS.....	705
XXXVIII.	ALLOCATIONS TO LOCAL GOVERNMENT UNITS.....	710
A.	Metropolitan Manila Development Authority.....	710
B.	Special Shares of LGUs in the Proceeds of National Taxes.....	719
C.	Local Government Support Fund.....	720
D.	Special Shares of LGUs in the Proceeds of Fire Code Fees.....	722
E.	Barangay Officials Death Benefits	723
F.	Bangsamoro Autonomous Region in Muslim Mindanao (BARMM).....	724
XXXIX	CONTINGENT FUND.....	727
XL	MISCELLANEOUS PERSONNEL BENEFITS FUND.....	730
XLI.	NATIONAL DISASTER RISK REDUCTION AND MANAGEMENT FUND.....	733
XLII.	PENSION AND GRATUITY FUND.....	736
XLIII.	Revised AFP Modernization Program.....	739
XLIV.	UNPROGRAMMED APPROPRIATIONS.....	742

Budgets of Department of Energy Attached Corporations

I. National Electrification Administration.....	751
II. National Power Corporation.....	754
III. Philippine National Oil Company.....	758
General Provisions.....	760
Fiscal Year 2023 President's Veto Message	783
Summary of FY 2023 New Appropriations.....	797

ANNEXES

A. Automatic Appropriations.....	810
B. Debt Service-Principal Amortization.....	811
Department of Agriculture - Annexes	
A.Farm-to-Market Roads	812
B.Legislated Hatcheries.....	840
Department of Education - Non-Implementing Unit Secondary Schools.....	842
Department of Health - Health Facilities Enhancement Program (HFEP).....	969
Support to the Barangay Development Program of the National Task Force to End Local Communist Armed Conflict (NTF-ELCAC).....	1018

XXI. DEPARTMENT OF PUBLIC WORKS AND HIGHWAYS**A. OFFICE OF THE SECRETARY**

For general administration and support, support to operations, and operations including locally-funded and foreign-assisted project(s), as indicated hereunder P 893,121,040,000

New Appropriations, by Program/Projects

	Current Operating Expenditures			
	Personnel Services	Maintenance and Other Operating Expenses	Capital Outlays	Total
A. REGULAR PROGRAMS				
General Administration and Support	P 10,719,141,000	P 1,175,729,000	P 692,964,000	P 12,587,834,000
Support to Operations	967,168,000	5,650,031,000	3,206,756,000	9,823,955,000
Operations			841,198,293,000	841,198,293,000
ASSET PRESERVATION PROGRAM			124,335,295,000	124,335,295,000
NETWORK DEVELOPMENT PROGRAM			116,252,873,000	116,252,873,000
BRIDGE PROGRAM			29,333,447,000	29,333,447,000
FLOOD MANAGEMENT PROGRAM			182,989,695,000	182,989,695,000
CONVERGENCE AND SPECIAL SUPPORT PROGRAM			388,286,983,000	388,286,983,000
Total, Regular Programs	11,686,309,000	6,825,760,000	845,098,013,000	863,610,082,000
B. PROJECTS				
Locally-Funded Project(s)			21,573,007,000	21,573,007,000
Foreign-Assisted Project(s)			7,937,951,000	7,937,951,000
Total, Projects			29,510,958,000	29,510,958,000
TOTAL NEW APPROPRIATIONS	P 11,686,309,000	P 6,825,760,000	P 874,608,971,000	P 893,121,040,000

Special Provision(s)

1. **Assessments and Other Collections.** The DPWH is authorized to assess service utilities and franchise holders or any other corporation, entity or person, which may cause damage to public works or highway projects, the estimated amount for the reconstruction, restoration or renovation of the damaged infrastructure. The proceeds therefrom shall be deposited with the National Treasury and recorded as trust receipts in accordance with E. O. No. 338, s. 1996.

Other collections by the DPWH such as liquidated damages due from suppliers, consultants or contractors shall be deposited with the National Treasury as income of the General Fund pursuant to Section 44, Chapter 5, Book VI of E.O. No. 292, s. 1987.

2. **Public-Private Partnership Infrastructure Projects.** The amount appropriated herein for the Public-Private Partnership Strategic Support Fund shall be used for payment of: (i) right-of-way acquisition expenses under R.A. No. 8974 and R.A. No. 10752 and other laws of the land; (ii) fees and charges as may be imposed by BIR in accordance with the existing tax rules; (iii) incidental expenses that may be imposed by national government agencies, GOCCs, LGUs and the courts for the transfer of land titles in the name of the Republic of the Philippines or annotation of its liens and encumbrances, certification fee and fee for issuance of certified true copy of documents; (iv) just compensation and other expenses related to expropriation proceedings, notarization of documents, land appraisal, subdivision and titling of partially affected lots; (v) fees and/or expenses for variation orders, transaction advisors, feasibility studies, business case studies, or independent consultants; and (vi) reimbursements to the Project Development and Monitoring Facility Fund for the following projects:

- (a) Tarlac-Pangasinan-La Union Expressway (TPLEX);
- (b) Muntinlupa-Cavite Expressway (Daang Hari-SLEX Link Road);
- (c) Ninoy Aquino International Airport Expressway;
- (d) North Luzon Expressway - South Luzon Expressway (NLEX-SLEX) Connector Road Project;
- (e) Cavite-Laguna Expressway (CALAX) Project;
- (f) Central Luzon Link Expressway (CLEX), Phase II;
- (g) Quirino Highway Project;
- (h) Pacific Eastern Seaboard Expressway;
- (i) Mindoro-Batangas Super Bridge;
- (j) North Luzon Expressway East (NLEE) Phase I and II;
- (k) Metro Cebu Expressway;
- (l) DPWH-Central Office Building;
- (m) Iloilo-Capiz-Aklan Expressway (ICAX);
- (n) Opol-Naawan Expressway Project;
- (o) Villanueva-Cagayan de Oro-Opol Expressway;
- (p) Dingalan-Capas-Botolan Expressway Project;
- (q) Pangasinan-Nueva Ecija Expressway (PaNEx);
- (r) Cavite-Tagaytay-Batangas Expressway (CTBex);
- (s) Tarlac-Pangasinan-La Union Toll Expressway (TPLEX) Extension Project;
- (t) Boracay Bridge Projects;
- (u) Rehabilitation/Reconstruction/Improvement, Operation and Maintenance of Kennon Road Project; and
- (v) Such other priority Public-Private Partnership Infrastructure projects.

In no case shall said amount be used for unsolicited projects and payment of the private partner's financial obligations which the government has guaranteed.

3. **Tourism Road Infrastructure Program.** The amount appropriated herein for Access Roads leading to Declared Tourism Destinations under the Tourism Road Infrastructure Program shall be used for the construction, reconstruction, upgrading, and improvement of roads and bridges, identified jointly by the DPWH and the DOT based on the technical criteria and priority areas in support of the National Tourism Development Plan, and which are not yet covered by other funding sources.

4. **Road Leveraging Linkages of Industry and Trade (ROLL IT) Program.** The amount appropriated herein for the Access Roads Leading to Trades, Industries and Economic Zones under the ROLL IT Program shall be used for the construction, reconstruction, upgrading, and improvement of roads and bridges identified jointly by the DPWH and the DTI based on the technical criteria and priority areas in support of the Philippine Inclusive Innovation Industrial Strategy (I3S) and the Comprehensive National Industrial Strategy, and which are not yet covered by other funding sources.

5. **Tatag ng Imprastruktura para sa Kapayapaan at Seguridad (TIKAS) Program.** The amount appropriated herein for various infrastructure in support of national security under the TIKAS Program shall be used to cover the construction, rehabilitation, upgrading, and improvement of facilities for the military and police identified jointly by the DPWH and DND or PNP, based on the technical criteria and priority areas in order to enhance the facility capability and readiness of the military and police in providing a secured environment conducive for national development and overall increase in quality of life.

6. **Basic Infrastructure Program.** The amount appropriated herein for the implementation of the Basic Infrastructure Program shall be subject to the following:

- (a) engineering and administrative overhead (EAO) expenses shall not exceed one percent (1%) of the project cost; and
- (b) compliance with the standards, designs, or specifications set by law, such as B.P. Blg. 344 (Accessibility Law) and R.A. No. 6541 (National Building Code of the Philippines), and the following agencies: (i) DPWH for local roads and bridges, flood control and drainage systems, or multi-purpose buildings or government buildings; (ii) DPWH and Local Water Utilities Administration for Levels 2 and 3 water supply systems; or (iii) DPWH and DepEd or CHED, as the case may be, for classrooms, school buildings or academic buildings. (CONDITIONAL IMPLEMENTATION- President's Veto Message, December 16, 2022, Volume I-B, page 792, R.A. No. 11936)

7. **Infrastructure Projects.** In the implementation of infrastructure projects, the DPWH may consider the following:

- (a) clustering or de-clustering in the procurement of infrastructure projects for cost efficiency and effective management with due compliance with R.A. No. 9184 and its IRR and the guidelines issued by the GPPB;
- (b) adoption of standards for various hazards, global warming or climate change in the feasibility study, design and detailed engineering works of all infrastructure projects, in coordination with the Climate Change Commission;
- (c) provision of bike lanes and pedestrian-safe sidewalks as well as roadside tree planting; and
- (d) use of available and cost-effective Coconet Bio-Engineering Solution for soil erosion control and slope stabilization.

8. **Assessment and Retrofitting of National Bridges.** The amount appropriated for retrofitting/strengthening of permanent bridges under the DPWH bridge program shall include the cost of conducting an assessment of the structural strength, repair, and retrofitting of all national bridges in accordance with the structural code of the Philippines and existing DPWH guidelines. In the assessment, repair, and retrofitting of national bridges, priority shall be given to bridges in areas considered highly vulnerable to seismic activities, as identified by the DOST-PHIVOLCS, and those damaged by typhoons.

9. **Integration of Active Transportation Facilities in Infrastructure Projects.** Pursuant to E.O. No. 774, s. 2008, NEDA Board Resolution No. 5, s. 2017, the DOH active transport playbook and all other applicable laws, rules and regulations, and executive issuances, the DPWH, in coordination with the DOTr and cities where public transport supply is severely insufficient, shall aim to establish proper public transport stops for the benefit of commuters, and ensure that all projects and activities pertaining to the construction, preventive maintenance, rehabilitation, reconstruction, upgrading, off-carriageway improvement, widening, or paving of primary, secondary, tertiary, bypass, and diversion roads, and the construction, widening, or replacement, of bridges, shall be so designed and implemented as to allocate, in so far as practicable, at least fifty percent (50%) of the road space for public transport, pedestrians, and bicycles/light mobility devices rather than the throughput of private vehicles.

All pedestrian crossings and/or footpaths and sidewalks to be constructed in accordance with this provision shall, by default, be at grade for the inclusion of persons with disabilities, senior citizens, pregnant women, children with strollers, tourists with luggage, and parents with children, consistent with public health and safety regulations.

For commuter safety and comfort, wherever feasible, all pedestrian and cycling infrastructure to be constructed in accordance with this provision shall be protected or grade-separated and include shaded walkways including urban shade trees, consistent with environmental laws and public health and safety regulations.

10. Pedestrian Refuge Island. The DPWH shall provide pedestrian refuge islands along existing national roads. For new roads to be constructed, the DPWH shall include the provision for pedestrian refuge island in the design and program cost of road construction projects. The island shall be installed at accident-prone areas and other areas where there are concentration of pedestrians to provide additional safety measures to pedestrians crossing the national road. This provision shall be subject to the guidelines of DPWH.

11. Construction/Rehabilitation/Improvement of Facilities for Persons with Disabilities and Elderlies/Senior Citizens, including Gender-Responsive Facilities. The amount appropriated herein shall be used for the construction, rehabilitation, and improvement of universally accessible facilities, such as but not limited to toilets, doorways, pathways, and ramps with handrails, in public hospitals, public schools, government offices and buildings, and public parks, to be identified jointly by DPWH, the National Council on Disability Affairs (NCDA) and the National Commission of Senior Citizens (NCSC). This provision shall be subject to the guidelines to be issued by the DPWH, in coordination with the NCDA and the NCSC.

12. Restriction on Delegation of Project Implementation. To ensure the efficient implementation of infrastructure projects, the DPWH may delegate in the following instances: (i) the AFP Corps of Engineers in high transportation security risk areas; (ii) inter-department or inter-agency projects; and (iii) LGUs with the capability to implement projects either by administration or contract as determined by DPWH, subject to the overall technical supervision of the DPWH.

In addition, for the National Sewerage and Septage Management Program, the DPWH shall: (i) provide the technical requirements; (ii) ensure that the contractors to be engaged by the LGUs are technically capable; and (iii) regularly monitor the Program.

13. Motor Vehicle User's Charge Collections. Of the amounts appropriated herein, Fifteen Billion Two Hundred Ninety One Million Eight Hundred Ninety Seven Thousand Pesos (P15,291,897,000) constituting the amount collected by virtue of R.A. No. 8794, as amended by R.A. No. 11239, shall be remitted to the National Treasury as Special Account in the General Fund, and shall be earmarked solely for the construction, upgrading, repair, and rehabilitation of roads, bridges, and road drainage, specifically included under Special Road Fund-Motor Vehicle User's Charge (MVUC) and Asset Preservation Program amounting to Two Billion Two Hundred Twenty Seven Million Nine Hundred Thirty Seven Thousand Pesos (P2,227,937,000) and Thirteen Billion Sixty Three Million Nine Hundred Sixty Thousand Pesos (P13,063,960,000), respectively: PROVIDED, That the DPWH shall disaggregate the Asset Preservation Program and submit to Congress the list of the regular and MVUC-Funded Asset Preservation projects within fifteen (15) days from the effectivity of this Act. The DPWH shall likewise post the list on its website: PROVIDED, FURTHER, That in the succeeding General Appropriations Acts, the projects listed under the Asset Preservation Program - MVUC shall be separate and distinct from the regular Asset Preservation Program of the DPWH. (GENERAL OBSERVATION- President's Veto Message, December 16, 2022, Volume I-B, page 794, R.A. No. 11936)

14. Right-of-Way Acquisitions and Payments of Contractual Obligations. The amount appropriated herein shall be used exclusively for Right-of-Way expenses under R.A. No. 10752 and other contractual obligations of the DPWH, relative to the implementation of infrastructure projects. The DPWH shall ensure that all ROW expenses are settled before the commencement of projects.

Release of funds shall be subject to the submission of the list of claimants with the corresponding projects and amounts certified correct by the DPWH and a Special Budget pursuant to Section 35, Chapter 5, Book VI of E.O. No. 292.

15. Project Related Expenses. For infrastructure projects costing more than One Million Pesos (P1,000,000), the DPWH is authorized to deduct, but not to exceed the following percentages of the project cost, to be used for: (i) EAO expenses and (ii) MOOE:

- (a) three and a half percent (3.5%) for releases to the Central Office;
- (b) two and a half percent (2.5%) for releases to the Regional Offices (ROs);
- (c) two percent (2%) for releases to the District Engineering Offices (DEOs);
- (d) one percent (1%) for infrastructure projects under the Basic Infrastructure Program undertaken by the Central Office, ROs and DEOs; PROVIDED, That the one percent (1%) EAO shall be given only to the implementing unit, regardless where the fund was released; or
- (e) one-half percent (0.5%) for infrastructure projects of other agencies undertaken by the Central Office, ROs or DEOs, unless otherwise provided in the Special Provision of the agency concerned.

For EAO expenses, the same shall be limited to: (i) administrative overhead including the hiring of individuals engaged through job orders or contracts of service or such other engagement of personnel without any employer-employee relationship; (ii) pre-construction activities after detailed engineering; (iii) construction project management; (iv) testing and quality control; (v) acquisition, rehabilitation and repair of equipment and parts; and (vi) contingencies in relation to pre-construction activities. The EAO expenses shall be treated or booked-up as capitalized expenditures and form part of the project cost.

Disbursements or expenditures by DPWH in violation of the above requirements shall be void and shall subject the erring officials and employees to disciplinary actions in accordance with Section 43, Chapter 5, and Section 80, Chapter 7, Book VI of E.O. No. 292, and to appropriate criminal action under existing penal laws. (CONDITIONAL IMPLEMENTATION- President's Veto Message, December 16, 2022, Volume I-B, page 787, R.A. No. 11936)

16. Implementation of Flood Control Projects in the National Capital Region. The DPWH shall implement foreign-assisted flood control projects and transfer the same to the MMDA only upon completion thereof or revision of the loan agreement indicating the MMDA as the implementing agency.

17. Mandatory Compliance with Flood Control Design Standards. No appropriation or allocation for flood control, river control, or other similar projects, including but not limited to floodways, drainage, dikes, retarding basins, water impounding structures, revetments, dredging/channelization works, spur dikes, or other related structures shall be obligated and/or disbursed unless the same has complied with all applicable standards and guidelines issued by the department, such as but not limited to Department Order No. 100, s. 2020, Department Order No. 23, s. 2015, and the manual on flood control planning.

18. Geo-tagging of Infrastructure Projects. The DPWH shall undertake the geo-tagging of all its completed and ongoing infrastructure projects subject to the guidelines issued by DPWH.

The Secretary of Public Works and Highways and the agency's web administrator or his/her equivalent shall be responsible for ensuring that the status of accomplishments, including the geo-tagged photos taken at a spatial resolution of 2-4 cm per pixel with time stamp of the sites, are posted in the DPWH website.

19. **Quick Response Fund.** The amount of Eleven Billion Pesos (P11,000,000,000) appropriated herein for the Quick Response Fund (QRF) shall serve as a stand-by fund to be used for reconstruction and rehabilitation programs, activities or projects, including pre-positioning of goods and equipment in order that the situation and living conditions of people living in communities or areas stricken by calamities, epidemics, crises, and catastrophes, which occurred in the last quarter of the immediately preceding year and those occurring during the current year may be normalized as quickly as possible. In no case shall the QRF be used for pre-disaster activities nor for any other purpose not authorized in this Act.

20. **Green Evacuation Centers.** The amount appropriated herein for the construction, rehabilitation, retrofitting, strengthening or reconstruction of evacuation centers shall take into account climate risk, geohazard and vulnerability information, as well as green building standards set forth under the Philippine Green Building Code.

To ensure the judicious allocation of funds and the safety of evacuees in disaster-prone areas, the DBM shall release the funds to the DPWH and/or the appropriate implementing unit: **PROVIDED**, That priority is given to the high-risk areas in the Philippines identified through the Georisk Philippines, a multi-agency initiative led by the DOST-PHIVOLCS.

21. **Reporting and Posting Requirements.** The DPWH shall submit quarterly reports on its financial and physical accomplishments, within thirty (30) days after the end of every quarter, through the following:

- (a) Unified Reporting System (URS) or other electronic means for reports not covered by the URS; and
- (b) DPWH's website.

The DPWH shall send written notice when said reports have been submitted or posted on its website to the DBM, House of Representatives, Senate of the Philippines, House Committee on Appropriations, Senate Committee on Finance, and other offices where the submission of reports is required under existing laws, rules and regulations. The date of notice to said agencies shall be considered the date of compliance with this requirements.

22. **Appropriations for Activities or Projects.** The amounts appropriated herein shall be used specifically for the following activities or projects in the indicated amounts and conditions:

New Appropriations, by Programs/Activities/Projects

	Personnel Services	Maintenance and Other Operating Expenses	Capital Outlays	Total
REGULAR PROGRAMS				
General Administration and Support	P 10,719,141,000	P 1,175,729,000	P 692,964,000	P 12,587,834,000
General Management and Supervision	10,379,253,000	1,175,729,000	692,964,000	12,247,946,000
National Capital Region (NCR)	3,215,737,000	702,516,000	692,964,000	4,611,217,000
Central Office	2,835,643,000	650,705,000	692,964,000	4,179,312,000
NCR Regional Office - Proper	76,714,000	14,553,000		91,267,000
Las Piñas-Muntinlupa District Engineering Office	22,273,000	26,362,000		48,635,000
Malabon-Navotas District Engineering Office	23,951,000	1,362,000		25,313,000
Metro Manila 1st District Engineering Office	41,770,000	1,362,000		43,132,000
Metro Manila 2nd District Engineering Office	33,486,000	1,362,000		34,848,000
Metro Manila 3rd District Engineering Office	33,005,000	1,362,000		34,367,000
North Manila District Engineering Office	31,865,000	1,362,000		33,227,000
Quezon City 1st District Engineering Office	38,499,000	1,362,000		39,861,000
Quezon City 2nd District Engineering Office	38,420,000	1,362,000		39,782,000
South Manila District Engineering Office	40,111,000	1,362,000		41,473,000

Region I - Ilocos	<u>472,047,000</u>	<u>28,029,000</u>	<u>500,076,000</u>
Regional Office I - Proper	124,177,000	14,599,000	138,776,000
Ilocos Norte 1st District Engineering Office	33,196,000	1,343,000	34,539,000
Ilocos Norte 2nd District Engineering Office	39,631,000	1,343,000	40,974,000
Ilocos Sur 1st District Engineering Office	31,990,000	1,343,000	33,333,000
Ilocos Sur 2nd District Engineering Office	40,432,000	1,343,000	41,775,000
La Union 1st District Engineering Office	33,070,000	1,343,000	34,413,000
La Union 2nd District Engineering Office	31,228,000	1,343,000	32,571,000
Pangasinan 1st District Engineering Office	31,825,000	1,343,000	33,168,000
Pangasinan 2nd District Engineering Office	31,775,000	1,343,000	33,118,000
Pangasinan 3rd District Engineering Office	43,244,000	1,343,000	44,587,000
Pangasinan 4th District Engineering Office	31,479,000	1,343,000	32,822,000
Cordillera Administrative Region (CAR)	<u>477,722,000</u>	<u>31,621,000</u>	<u>509,343,000</u>
Regional Office CAR - Proper	88,141,000	15,524,000	103,665,000
Abra District Engineering Office	32,841,000	1,341,000	34,182,000
Apayao 1st District Engineering Office	30,491,000	1,341,000	31,832,000
Apayao 2nd District Engineering Office	30,638,000	1,341,000	31,979,000
Baguio City District Engineering Office	31,621,000	1,341,000	32,962,000
Benguet 1st District Engineering Office	40,846,000	1,341,000	42,187,000
Benguet 2nd District Engineering Office	29,938,000	1,341,000	31,279,000
Ifugao 1st District Engineering Office	31,323,000	1,341,000	32,664,000
Ifugao 2nd District Engineering Office	30,626,000	1,341,000	31,967,000
Lower Kalinga District Engineering Office	38,815,000	1,341,000	40,156,000
Mountain Province First District Engineering Office	32,030,000	1,341,000	33,371,000
Mountain Province 2nd District Engineering Office	29,816,000	1,346,000	31,162,000
Upper Kalinga District Engineering Office	30,596,000	1,341,000	31,937,000
Region II - Cagayan Valley	<u>424,500,000</u>	<u>29,354,000</u>	<u>453,854,000</u>
Regional Office II - Proper	66,210,000	14,537,000	80,747,000
Batanes District Engineering Office	22,568,000	1,347,000	23,915,000

Cagayan 1st District Engineering Office	38,851,000	1,347,000	40,198,000
Cagayan 2nd District Engineering Office	38,503,000	1,347,000	39,850,000
Cagayan 3rd District Engineering Office	30,767,000	1,347,000	32,114,000
Isabela 1st District Engineering Office	32,736,000	1,347,000	34,083,000
Isabela 2nd District Engineering Office	30,873,000	1,347,000	32,220,000
Isabela 3rd District Engineering Office	31,853,000	1,347,000	33,200,000
Isabela 4th District Engineering Office	31,786,000	1,347,000	33,133,000
Nueva Vizcaya 2nd District Engineering Office	28,790,000	1,347,000	30,137,000
Nueva Vizcaya District Engineering Office	31,307,000	1,347,000	32,654,000
Quirino District Engineering Office	40,256,000	1,347,000	41,603,000
Region III - Central Luzon	<u>668,739,000</u>	<u>39,338,000</u>	<u>708,077,000</u>
Regional Office III - Proper	196,770,000	19,962,000	216,732,000
Aurora District Engineering Office	39,434,000	1,384,000	40,818,000
Bataan 1st District Engineering Office	31,214,000	1,384,000	32,598,000
Bataan 2nd District Engineering Office	31,404,000	1,384,000	32,788,000
Bulacan 1st District Engineering Office	30,618,000	1,384,000	32,002,000
Bulacan 2nd District Engineering Office	31,877,000	1,384,000	33,261,000
Nueva Ecija 1st District Engineering Office	44,930,000	1,384,000	46,314,000
Nueva Ecija 2nd District Engineering Office	40,499,000	1,384,000	41,883,000
Pampanga 1st District Engineering Office	43,916,000	1,384,000	45,300,000
Pampanga 2nd District Engineering Office	24,448,000	1,384,000	25,832,000
Pampanga 3rd District Engineering Office	24,722,000	1,384,000	26,106,000
Tarlac 2nd District Engineering Office	31,452,000	1,384,000	32,836,000
Tarlac District Engineering Office	39,808,000	1,384,000	41,192,000
Zambales 1st District Engineering Office	33,239,000	1,384,000	34,623,000
Zambales 2nd District Engineering Office	24,408,000	1,384,000	25,792,000
Region IVA - CALABARZON	<u>581,021,000</u>	<u>36,375,000</u>	<u>617,396,000</u>
Regional Office IVA - Proper	71,914,000	14,392,000	86,306,000
Batangas 1st District Engineering Office	31,929,000	1,374,000	33,303,000
Batangas 2nd District Engineering Office	29,644,000	1,375,000	31,019,000

Batangas 3rd District Engineering Office	30,130,000	1,374,000	31,504,000
Batangas 4th District Engineering Office	29,639,000	1,374,000	31,013,000
Cavite 2nd District Engineering Office	38,828,000	1,375,000	40,203,000
Cavite District Engineering Office	40,213,000	1,374,000	41,587,000
Cavite Third District Engineering Office	23,131,000	1,375,000	24,506,000
Laguna 1st District Engineering Office	28,960,000	1,374,000	30,334,000
Laguna 2nd District Engineering Office	30,255,000	1,374,000	31,629,000
Laguna 3rd District Engineering Office	27,697,000	1,374,000	29,071,000
Quezon 1st District Engineering Office	28,363,000	1,374,000	29,737,000
Quezon 2nd District Engineering Office	30,302,000	1,374,000	31,676,000
Quezon 3rd District Engineering Office	39,335,000	1,373,000	40,708,000
Quezon 4th District Engineering Office	40,711,000	1,373,000	42,084,000
Rizal 1st District Engineering Office	30,425,000	1,373,000	31,798,000
Rizal 2nd District Engineering Office	29,545,000	1,373,000	30,918,000
Region IVB - MIMAROPA	367,396,000	26,166,000	393,562,000
Regional Office IVB - Proper	80,658,000	15,238,000	95,896,000
Marinduque District Engineering Office	32,056,000	1,366,000	33,422,000
Mindoro Occidental District Engineering Office	38,970,000	1,366,000	40,336,000
Mindoro Oriental District Engineering Office	28,972,000	1,366,000	30,338,000
Palawan 1st District Engineering Office	40,457,000	1,366,000	41,823,000
Palawan 2nd District Engineering Office	40,732,000	1,366,000	42,098,000
Palawan 3rd District Engineering Office	36,186,000	1,366,000	37,552,000
Romblon District Engineering Office	39,311,000	1,366,000	40,677,000
Southern Mindoro District Engineering Office	30,054,000	1,366,000	31,420,000
Region V - Bicol	573,195,000	34,843,000	608,038,000
Regional Office V - Proper	82,271,000	14,245,000	96,516,000
Albay 1st District Engineering Office	30,187,000	1,400,000	31,587,000
Albay 2nd District Engineering Office	29,394,000	1,369,000	30,763,000
Albay 3rd District Engineering Office	30,314,000	1,401,000	31,715,000
Camarines Norte District Engineering Office	39,253,000	1,369,000	40,622,000

Camarines Sur 1st District Engineering Office	31,630,000	1,369,000	32,999,000
Camarines Sur 2nd District Engineering Office	25,362,000	1,369,000	26,731,000
Camarines Sur 3rd District Engineering Office	31,000,000	1,369,000	32,369,000
Camarines Sur 4th District Engineering Office	39,733,000	1,369,000	41,102,000
Camarines Sur 5th District Engineering Office	31,399,000	1,369,000	32,768,000
Catanduanes District Engineering Office	39,974,000	1,369,000	41,343,000
Masbate 1st District Engineering Office	29,558,000	1,369,000	30,927,000
Masbate 2nd District Engineering Office	31,201,000	1,369,000	32,570,000
Masbate 3rd District Engineering Office	29,417,000	1,369,000	30,786,000
Sorsogon 2nd District Engineering Office	30,382,000	1,369,000	31,751,000
Sorsogon District Engineering Office	42,120,000	1,369,000	43,489,000
Region VI - Western Visayas	557,397,000	35,411,000	592,808,000
Regional Office VI - Proper	86,838,000	14,224,000	101,062,000
Aklan District Engineering Office	27,822,000	1,383,000	29,205,000
Antique District Engineering Office	38,525,000	1,386,000	39,911,000
Bacolod City District Engineering Office	28,438,000	1,387,000	29,825,000
Capiz 1st District Engineering Office	29,260,000	1,377,000	30,637,000
Capiz 2nd District Engineering Office	23,306,000	1,377,000	24,683,000
Guimaras District Engineering Office	29,491,000	1,377,000	30,868,000
Iloilo 1st District Engineering Office	28,896,000	1,377,000	30,273,000
Iloilo 2nd District Engineering Office	37,464,000	1,673,000	39,137,000
Iloilo 3rd District Engineering Office	28,881,000	1,547,000	30,428,000
Iloilo 4th District Engineering Office	30,042,000	1,378,000	31,420,000
Iloilo City District Engineering Office	25,927,000	1,377,000	27,304,000
Negros Occidental 1st District Engineering Office	42,271,000	1,387,000	43,658,000
Negros Occidental 2nd District Engineering Office	31,538,000	1,387,000	32,925,000
Negros Occidental 3rd District Engineering Office	41,120,000	1,387,000	42,507,000
Negros Occidental 4th District Engineering Office	27,578,000	1,387,000	28,965,000
Region VII - Central Visayas	536,936,000	35,162,000	572,098,000
Regional Office VII - Proper	104,405,000	14,336,000	118,741,000

Bohol 1st District Engineering Office	29,202,000	1,388,000	30,590,000
Bohol 2nd District Engineering Office	28,373,000	1,388,000	29,761,000
Bohol 3rd District Engineering Office	29,379,000	1,388,000	30,767,000
Cebu 1st District Engineering Office	29,767,000	1,388,000	31,155,000
Cebu 2nd District Engineering Office	30,370,000	1,388,000	31,758,000
Cebu 3rd District Engineering Office	29,357,000	1,388,000	30,745,000
Cebu 4th District Engineering Office	26,921,000	1,388,000	28,309,000
Cebu 5th District Engineering Office	22,802,000	1,388,000	24,190,000
Cebu 6th District Engineering Office	27,555,000	1,388,000	28,943,000
Cebu 7th District Engineering Office	27,341,000	1,388,000	28,729,000
Cebu City District Engineering Office	29,435,000	1,388,000	30,823,000
Negros Oriental 1st District Engineering Office	30,421,000	1,390,000	31,811,000
Negros Oriental 2nd District Engineering Office	36,306,000	1,390,000	37,696,000
Negros Oriental 3rd District Engineering Office	32,974,000	1,390,000	34,364,000
Siquijor District Engineering Office	22,328,000	1,388,000	23,716,000
Region VIII - Eastern Visayas	<u>495,782,000</u>	<u>42,458,000</u>	<u>538,240,000</u>
Regional Office VIII - Proper	99,415,000	14,362,000	113,777,000
Biliran District Engineering Office	29,149,000	1,392,000	30,541,000
Eastern Samar District Engineering Office	38,891,000	1,392,000	40,283,000
Leyte 1st District Engineering Office	30,514,000	1,392,000	31,906,000
Leyte 2nd District Engineering Office	29,144,000	1,392,000	30,536,000
Leyte 3rd District Engineering Office	31,126,000	1,392,000	32,518,000
Leyte 4th District Engineering Office	31,405,000	1,392,000	32,797,000
Leyte 5th District Engineering Office	30,868,000	1,392,000	32,260,000
Northern Samar 1st District Engineering Office	26,800,000	1,392,000	28,192,000
Northern Samar 2nd District Engineering Office	29,842,000	1,392,000	31,234,000
Samar 1st District Engineering Office	31,471,000	1,392,000	32,863,000
Samar 2nd District Engineering Office	27,176,000	1,392,000	28,568,000
Southern Leyte District Engineering Office	38,739,000	1,392,000	40,131,000
Tacloban City District Engineering Office	21,242,000	11,392,000	32,634,000

Region IX - Zamboanga Peninsula	<u>418,144,000</u>	<u>26,873,000</u>	<u>445,017,000</u>
Regional Office IX - Proper	128,509,000	14,362,000	142,871,000
Isabela City District Engineering Office	22,113,000	1,390,000	23,503,000
Zamboanga City District Engineering Office	33,551,000	1,390,000	34,941,000
Zamboanga del Norte 1st District Engineering Office	29,897,000	1,390,000	31,287,000
Zamboanga del Norte 2nd District Engineering Office	38,343,000	1,390,000	39,733,000
Zamboanga del Norte 3rd District Engineering Office	39,562,000	1,390,000	40,952,000
Zamboanga del Sur 1st District Engineering Office	37,806,000	1,391,000	39,197,000
Zamboanga del Sur 2nd District Engineering Office	35,102,000	1,390,000	36,492,000
Zamboanga Sibugay 1st District Engineering Office	23,835,000	1,390,000	25,225,000
Zamboanga Sibugay 2nd District Engineering Office	29,426,000	1,390,000	30,816,000
Region X - Northern Mindanao	<u>459,360,000</u>	<u>30,329,000</u>	<u>489,689,000</u>
Regional Office X - Proper	82,069,000	14,380,000	96,449,000
Bukidnon 1st District Engineering Office	37,030,000	1,329,000	38,359,000
Bukidnon 2nd District Engineering Office	31,043,000	1,329,000	32,372,000
Bukidnon 3rd District Engineering Office	38,413,000	1,329,000	39,742,000
Cagayan de Oro City 1st District Engineering Office	22,803,000	1,329,000	24,132,000
Cagayan de Oro City 2nd District Engineering Office	23,963,000	1,329,000	25,292,000
Camiguin District Engineering Office	21,778,000	1,329,000	23,107,000
Lanao del Norte 1st District Engineering Office	41,398,000	1,329,000	42,727,000
Lanao del Norte 2nd District Engineering Office	38,555,000	1,329,000	39,884,000
Misamis Occidental 2nd District Engineering Office	30,289,000	1,329,000	31,618,000
Misamis Occidental District Engineering Office	30,527,000	1,329,000	31,856,000
Misamis Oriental 1st District Engineering Office	31,362,000	1,330,000	32,692,000
Misamis Oriental 2nd District Engineering Office	30,130,000	1,329,000	31,459,000
Region XI - Davao	<u>397,809,000</u>	<u>25,429,000</u>	<u>423,238,000</u>
Regional Office XI - Proper	108,771,000	14,293,000	123,064,000
Davao City 2nd District Engineering Office	30,319,000	1,392,000	31,711,000
Davao City District Engineering Office	38,190,000	1,392,000	39,582,000
Davao de Oro 1st District Engineering Office	39,892,000	1,392,000	41,284,000

Davao del Norte District Engineering Office	41,430,000	1,392,000	42,822,000
Davao del Sur District Engineering Office	30,370,000	1,392,000	31,762,000
Davao Occidental District Engineering Office	39,985,000	1,392,000	41,377,000
Davao Oriental 1st District Engineering Office	30,084,000	1,392,000	31,476,000
Davao Oriental 2nd District Engineering Office	38,768,000	1,392,000	40,160,000
Region XII - SOCCSKSARGEN	358,087,000	25,190,000	383,277,000
Regional Office XII - Proper	83,528,000	14,320,000	97,848,000
Cotabato 1st District Engineering Office	37,892,000	1,359,000	39,251,000
Cotabato 2nd District Engineering Office	41,451,000	1,359,000	42,810,000
Cotabato 3rd District Engineering Office		1,359,000	1,359,000
Cotabato City District Engineering Office	20,857,000		20,857,000
Sarangani District Engineering Office	38,678,000	1,357,000	40,035,000
South Cotabato 2nd District Engineering Office	33,900,000	1,359,000	35,259,000
South Cotabato 1st District Engineering Office	36,189,000	1,359,000	37,548,000
Sultan Kudarat 1st District Engineering Office	29,124,000	1,359,000	30,483,000
Sultan Kudarat 2nd District Engineering Office	36,468,000	1,359,000	37,827,000
Region XIII - Caraga	375,381,000	26,635,000	402,016,000
Regional Office XIII - Proper	78,632,000	14,332,000	92,964,000
Agusan del Norte District Engineering Office	30,960,000	1,367,000	32,327,000
Agusan del Sur 1st District Engineering Office	40,713,000	1,367,000	42,080,000
Agusan del Sur 2nd District Engineering Office	39,645,000	1,367,000	41,012,000
Butuan City District Engineering Office	30,771,000	1,367,000	32,138,000
Dinagat Islands District Engineering Office	31,008,000	1,367,000	32,375,000
Surigao del Norte 1st District Engineering Office	29,973,000	1,367,000	31,340,000
Surigao del Norte 2nd District Engineering Office	31,227,000	1,367,000	32,594,000
Surigao del Sur 1st District Engineering Office	32,258,000	1,367,000	33,625,000
Surigao del Sur 2nd District Engineering Office	30,194,000	1,367,000	31,561,000
Administration of Personnel Benefits	339,888,000		339,888,000
National Capital Region (NCR)	339,888,000		339,888,000
Central Office	339,888,000		339,888,000

Sub-total, General Administration and Support	<u>10,719,141,000</u>	<u>1,175,729,000</u>	<u>692,964,000</u>	<u>12,587,834,000</u>
Support to Operations				
Design of Public Works and Highways Projects	<u>85,645,000</u>	<u>11,951,000</u>		<u>97,596,000</u>
National Capital Region (NCR)	<u>85,645,000</u>	<u>11,951,000</u>		<u>97,596,000</u>
Central Office	85,645,000	11,951,000		97,596,000
Preparation of Manuals for Construction, Rehabilitation and Improvement of Infrastructure Facilities	<u>91,775,000</u>	<u>4,122,000</u>		<u>95,897,000</u>
National Capital Region (NCR)	<u>91,775,000</u>	<u>4,122,000</u>		<u>95,897,000</u>
Central Office	91,775,000	4,122,000		95,897,000
Management of Construction and Maintenance Equipment and Ancillary Facilities	<u>55,955,000</u>	<u>74,327,000</u>		<u>130,282,000</u>
National Capital Region (NCR)	<u>55,955,000</u>	<u>74,327,000</u>		<u>130,282,000</u>
Central Office	55,955,000	74,327,000		130,282,000
Infrastructure Research, Quality Control and Management, Ancillary Facilities	<u>112,825,000</u>	<u>32,347,000</u>		<u>145,172,000</u>
National Capital Region (NCR)	<u>112,825,000</u>	<u>32,347,000</u>		<u>145,172,000</u>
Central Office	112,825,000	32,347,000		145,172,000
Maintenance, Repair and Rehabilitation of Infrastructure Facilities and Other Related Activities - Bureau Proper	<u>58,358,000</u>	<u>13,583,000</u>		<u>71,941,000</u>
National Capital Region (NCR)	<u>58,358,000</u>	<u>13,583,000</u>		<u>71,941,000</u>
Central Office	58,358,000	13,583,000		71,941,000
Maintenance, Repair and Rehabilitation of Infrastructure Facilities and Other Related Activities - Routine				
Maintenance of National Roads		<u>1,824,266,000</u>		<u>1,824,266,000</u>
National Capital Region (NCR)		<u>1,824,266,000</u>		<u>1,824,266,000</u>
Central Office		1,824,266,000		1,824,266,000
Maintenance, Repair and Rehabilitation of Infrastructure Facilities and Other Related Activities - Routine				
Maintenance of National Bridges		<u>759,353,000</u>		<u>759,353,000</u>
National Capital Region (NCR)		<u>759,353,000</u>		<u>759,353,000</u>
Central Office		759,353,000		759,353,000
Maintenance, Repair and Rehabilitation of Infrastructure Facilities and Other Related Activities - Operation of Weighbridge Stations and ATOME		<u>76,345,000</u>		<u>76,345,000</u>
National Capital Region (NCR)		<u>76,345,000</u>		<u>76,345,000</u>

Central Office	76,345,000	76,345,000
Maintenance, Repair and Rehabilitation of Infrastructure Facilities and Other Related Activities - Maintenance and Operations of DPWH Floating Equipment	<u>467,059,000</u>	<u>467,059,000</u>
National Capital Region (NCR)	<u>467,059,000</u>	<u>467,059,000</u>
Central Office	467,059,000	467,059,000
Maintenance, Repair and Rehabilitation of Infrastructure Facilities and Other Related Activities - Repair and Maintenance of Road Safety Facilities	<u>524,726,000</u>	<u>524,726,000</u>
National Capital Region (NCR)	<u>524,726,000</u>	<u>524,726,000</u>
Central Office	524,726,000	524,726,000
Maintenance, Repair and Rehabilitation of Infrastructure Facilities and Other Related Activities - Maintenance, Services for Automated Traffic Data Collection Program	<u>68,079,000</u>	<u>68,079,000</u>
National Capital Region (NCR)	<u>68,079,000</u>	<u>68,079,000</u>
Central Office	68,079,000	68,079,000
Maintenance, Repair and Rehabilitation of Infrastructure Facilities and Other Related Activities - Maintenance, Repair and Rehabilitation of Infrastructure Facilities - Public Buildings	<u>601,763,000</u>	<u>601,763,000</u>
National Capital Region (NCR)	<u>601,763,000</u>	<u>601,763,000</u>
Central Office	601,763,000	601,763,000
Maintenance, Repair and Rehabilitation of Infrastructure Facilities and Other Related Activities - Maintenance, Repair and Rehabilitation of Infrastructure Facilities - Flood Control and Drainage Systems, Structures and Related Facilities	<u>679,201,000</u>	<u>679,201,000</u>
National Capital Region (NCR)	<u>679,201,000</u>	<u>679,201,000</u>
Central Office	679,201,000	679,201,000
Maintenance, Repair and Rehabilitation of Infrastructure Facilities and Other Related Activities - Maintenance, Repair and Rehabilitation of Infrastructure Facilities - Flood Control and Drainage Systems, Structures and Related Facilities - Nationwide - Flood Control and Sabo Engineering Center	<u>4,671,000</u>	<u>4,671,000</u>
National Capital Region (NCR)	<u>4,671,000</u>	<u>4,671,000</u>
Central Office	4,671,000	4,671,000
Maintenance, Repair and Rehabilitation of Infrastructure Facilities and Other Related Activities - Maintenance, Repair and Rehabilitation of Infrastructure Facilities - Flood Control and Drainage Systems, Structures and Related		

Facilities - Nationwide - KAMANAVA/VOM

Flood Control Structures	46,706,000	46,706,000
--------------------------	------------	------------

National Capital Region (NCR)

46,706,000	46,706,000
------------	------------

Central Office

46,706,000	46,706,000
------------	------------

Maintenance, Repair and Rehabilitation of Infrastructure
Facilities and Other Related Activities - Maintenance,
Repair and Rehabilitation of Infrastructure Facilities -
Flood Control and Drainage Systems, Structures and Related
Facilities - Nationwide - East and West of Mangahan Flood
Control Structures

46,706,000	46,706,000
------------	------------

National Capital Region (NCR)

46,706,000	46,706,000
------------	------------

Central Office

46,706,000	46,706,000
------------	------------

Maintenance, Repair and Rehabilitation of Infrastructure
Facilities and Other Related Activities - Maintenance, Repair
and Rehabilitation of Infrastructure Facilities - Flood Control
and Drainage Systems, Structures and Related Facilities -
Nationwide - Agno Flood Control Structures (Phases I and II)

46,706,000	46,706,000
------------	------------

National Capital Region (NCR)

46,706,000	46,706,000
------------	------------

Central Office

46,706,000	46,706,000
------------	------------

Maintenance, Repair and Rehabilitation of Infrastructure
Facilities and Other Related Activities - Maintenance,
Repair and Rehabilitation of Infrastructure Facilities -
Flood Control and Drainage Systems, Structures and Related
Facilities - Nationwide - Iloilo Flood Control Structures

46,706,000	46,706,000
------------	------------

National Capital Region (NCR)

46,706,000	46,706,000
------------	------------

Central Office

46,706,000	46,706,000
------------	------------

Maintenance, Repair and Rehabilitation of Infrastructure
Facilities and Other Related Activities - Maintenance,
Repair and Rehabilitation of Infrastructure Facilities -
Flood Control and Drainage Systems, Structures and Related
Facilities - Nationwide - Lower Agusan Flood Control Structures

35,029,000	35,029,000
------------	------------

National Capital Region (NCR)

35,029,000	35,029,000
------------	------------

Central Office

35,029,000	35,029,000
------------	------------

Maintenance, Repair and Rehabilitation of Infrastructure
Facilities and Other Related Activities - Maintenance,
Repair and Rehabilitation of Infrastructure Facilities -
Flood Control and Drainage Systems, Structures and Related
Facilities - Nationwide - Laoag River Basin Flood Control
Structures

70,059,000	70,059,000
------------	------------

National Capital Region (NCR)

70,059,000	70,059,000
------------	------------

Central Office

70,059,000	70,059,000
------------	------------

Maintenance, Repair and Rehabilitation of Infrastructure
Facilities and Other Related Activities - Maintenance,
Repair and Rehabilitation of Infrastructure Facilities -
Flood Control and Drainage Systems, Structures and Related
Facilities - Nationwide - Post Ondoy and Pepeng Short Term
Infrastructure Project (POPSTIRP)

23,353,000

23,353,000

National Capital Region (NCR)

23,353,000

23,353,000

Central Office

23,353,000

23,353,000

Maintenance, Repair and Rehabilitation of Infrastructure
Facilities and Other Related Activities - Maintenance,
Repair and Rehabilitation of Infrastructure Facilities -
Flood Control and Drainage Systems, Structures and Related
Facilities - Nationwide - Pinatubo Hazard Urgent Mitigation
Project (PHUMP)

23,353,000

23,353,000

National Capital Region (NCR)

23,353,000

23,353,000

Central Office

23,353,000

23,353,000

Maintenance, Repair and Rehabilitation of Infrastructure
Facilities and Other Related Activities - Maintenance,
Repair and Rehabilitation of Infrastructure Facilities -
Flood Control and Drainage Systems, Structures and Related
Facilities Nationwide - Esteros and Creeks Improvement/
Maintenance in National Capital Region

23,353,000

23,353,000

National Capital Region (NCR)

23,353,000

23,353,000

Central Office

23,353,000

23,353,000

Maintenance, Repair and Rehabilitation of Infrastructure
Facilities and Other Related Activities - Maintenance,
Repair and Rehabilitation of Infrastructure Facilities -
Flood Control and Drainage Systems, Structures and Related
Facilities - Nationwide - Third River Flood Control
Structures

23,353,000

23,353,000

National Capital Region (NCR)

23,353,000

23,353,000

Central Office

23,353,000

23,353,000

Maintenance, Repair and Rehabilitation of Infrastructure
Facilities and Other Related Activities - Maintenance,
Repair and Rehabilitation of Infrastructure Facilities -
Flood Control and Drainage Systems, Structures and
Related Facilities - Nationwide - Manila Bay
Rehabilitation Program

23,353,000

23,353,000

National Capital Region (NCR)

23,353,000

23,353,000

Central Office

23,353,000

23,353,000

Maintenance, Repair and Rehabilitation of Infrastructure
Facilities and Other Related Activities - Maintenance,
Repair and Rehabilitation of Infrastructure Facilities - Flood
Control and Drainage Systems, Structures and Related Facilities

Nationwide - Pasig-Marikina River Channel Improvement Project		<u>46,706,000</u>	<u>46,706,000</u>
National Capital Region (NCR)		<u>46,706,000</u>	<u>46,706,000</u>
Central Office		46,706,000	46,706,000
Maintenance, Repair and Rehabilitation of Infrastructure Facilities and Other Related Activities - Maintenance, Repair and Rehabilitation of Infrastructure Facilities - Flood Control and Drainage Systems, Structures and Related Facilities Nationwide - Pampanga Delta Development Project		<u>23,353,000</u>	<u>23,353,000</u>
National Capital Region (NCR)		<u>23,353,000</u>	<u>23,353,000</u>
Central Office		23,353,000	23,353,000
Maintenance, Repair and Rehabilitation of Infrastructure Facilities and Other Related Activities - Maintenance, Repair and Rehabilitation of Infrastructure Facilities - Flood Control and Drainage Systems, Structures and Related Facilities Nationwide - Flood Risk Management Project for Cagayan River, Tagoloan River, and Imus River		<u>23,353,000</u>	<u>23,353,000</u>
National Capital Region (NCR)		<u>23,353,000</u>	<u>23,353,000</u>
Central Office		23,353,000	23,353,000
Regional Support (Planning and Design, Construction, Maintenance and Material Quality Control and Hydrology Division)	<u>407,252,000</u>	<u>4,562,000</u>	<u>411,814,000</u>
National Capital Region (NCR)	<u>30,972,000</u>	<u>284,917</u>	<u>31,256,917</u>
NCR Regional Office - Proper	30,972,000	284,917	31,256,917
Region I - Ilocos	<u>9,574,000</u>	<u>284,920</u>	<u>9,858,920</u>
Regional Office I - Proper	9,574,000	284,920	9,858,920
Cordillera Administrative Region (CAR)	<u>42,363,000</u>	<u>285,389</u>	<u>42,648,389</u>
Regional Office CAR - Proper	42,363,000	285,389	42,648,389
Region II - Cagayan Valley	<u>31,200,000</u>	<u>284,920</u>	<u>31,484,920</u>
Regional Office II - Proper	31,200,000	284,920	31,484,920
Region III - Central Luzon		<u>284,920</u>	<u>284,920</u>
Regional Office III - Proper		284,920	284,920
Region IVA - CALABARZON	<u>28,868,000</u>	<u>284,920</u>	<u>29,152,920</u>
Regional Office IVA - Proper	28,868,000	284,920	29,152,920

Region IVB - MIMAROPA	<u>31,970,000</u>	<u>284,920</u>	<u>32,254,920</u>
Regional Office IVB - Proper	31,970,000	284,920	32,254,920
Region V - Bicol	<u>47,667,000</u>	<u>285,389</u>	<u>47,952,389</u>
Regional Office V - Proper	47,667,000	285,389	47,952,389
Region VI - Western Visayas	<u>33,353,000</u>	<u>285,389</u>	<u>33,638,389</u>
Regional Office VI - Proper	33,353,000	285,389	33,638,389
Region VII - Central Visayas	<u>24,752,000</u>	<u>284,920</u>	<u>25,036,920</u>
Regional Office VII - Proper	24,752,000	284,920	25,036,920
Region VIII - Eastern Visayas	<u>21,041,000</u>	<u>285,389</u>	<u>21,326,389</u>
Regional Office VIII - Proper	21,041,000	285,389	21,326,389
Region IX - Zamboanga Peninsula		<u>285,389</u>	<u>285,389</u>
Regional Office IX - Proper		285,389	285,389
Region X - Northern Mindanao	<u>32,936,000</u>	<u>285,389</u>	<u>33,221,389</u>
Regional Office X - Proper	32,936,000	285,389	33,221,389
Region XI - Davao	<u>21,210,000</u>	<u>284,920</u>	<u>21,494,920</u>
Regional Office XI - Proper	21,210,000	284,920	21,494,920
Region XII - SOCCSKSARGEN	<u>28,742,000</u>	<u>284,920</u>	<u>29,026,920</u>
Regional Office XII - Proper	28,742,000	284,920	29,026,920
Region XIII - Caraga	<u>22,604,000</u>	<u>285,389</u>	<u>22,889,389</u>
Regional Office XIII - Proper	22,604,000	285,389	22,889,389
Testing Materials Needed in Road, Bridge and Building Construction and Other Public Works Projects	<u>155,358,000</u>	<u>1,587,000</u>	<u>156,945,000</u>
National Capital Region (NCR)	<u>11,124,000</u>	<u>97,384</u>	<u>11,221,384</u>
NCR Regional Office - Proper	11,124,000	97,384	11,221,384
Region I - Ilocos		<u>104,640</u>	<u>104,640</u>
Regional Office I - Proper		104,640	104,640
Cordillera Administrative Region (CAR)	<u>4,944,000</u>	<u>97,384</u>	<u>5,041,384</u>
Regional Office CAR - Proper	4,944,000	97,384	5,041,384
Region II - Cagayan Valley	<u>27,443,000</u>	<u>98,824</u>	<u>27,541,824</u>
Regional Office II - Proper	27,443,000	98,824	27,541,824

Region III - Central Luzon		<u>99,304</u>	<u>99,304</u>
Regional Office III - Proper		99,304	99,304
Region IVA - CALABARZON	<u>10,374,000</u>	<u>99,304</u>	<u>10,473,304</u>
Regional Office IVA - Proper	10,374,000	99,304	10,473,304
Region IVB - MIMAROPA	<u>12,454,000</u>	<u>98,344</u>	<u>12,552,344</u>
Regional Office IVB - Proper	12,454,000	98,344	12,552,344
Region V - Bicol	<u>14,209,000</u>	<u>99,304</u>	<u>14,308,304</u>
Regional Office V - Proper	14,209,000	99,304	14,308,304
Region VI - Western Visayas	<u>7,497,000</u>	<u>98,824</u>	<u>7,595,824</u>
Regional Office VI - Proper	7,497,000	98,824	7,595,824
Region VII - Central Visayas	<u>14,730,000</u>	<u>98,824</u>	<u>14,828,824</u>
Regional Office VII - Proper	14,730,000	98,824	14,828,824
Region VIII - Eastern Visayas	<u>6,452,000</u>	<u>99,304</u>	<u>6,551,304</u>
Regional Office VIII - Proper	6,452,000	99,304	6,551,304
Region IX - Zamboanga Peninsula		<u>98,824</u>	<u>98,824</u>
Regional Office IX - Proper		98,824	98,824
Region X - Northern Mindanao	<u>15,772,000</u>	<u>99,304</u>	<u>15,871,304</u>
Regional Office X - Proper	15,772,000	99,304	15,871,304
Region XI - Davao	<u>6,214,000</u>	<u>99,304</u>	<u>6,313,304</u>
Regional Office XI - Proper	6,214,000	99,304	6,313,304
Region XII - SOCCSKSARGEN	<u>9,599,000</u>	<u>99,304</u>	<u>9,698,304</u>
Regional Office XII - Proper	9,599,000	99,304	9,698,304
Region XIII - Caraga	<u>14,546,000</u>	<u>98,824</u>	<u>14,644,824</u>
Regional Office XIII - Proper	14,546,000	98,824	14,644,824
Pre-Feasibility Study/Feasibility Study/Preliminary and Detailed Engineering		<u>1,172,428,000</u>	<u>1,172,428,000</u>
National Capital Region (NCR)		<u>1,172,428,000</u>	<u>1,172,428,000</u>
Central Office		1,172,428,000	1,172,428,000
Payments of Right-of-Way (ROW) - Various Completed Projects		<u>1,600,210,000</u>	<u>1,600,210,000</u>
National Capital Region (NCR)		<u>1,600,210,000</u>	<u>1,600,210,000</u>

Central Office			1,600,210,000	1,600,210,000
Payments of Contractual Obligations, VAT and Other Taxes - Highways Flood Control and Others			434,118,000	434,118,000
National Capital Region			434,118,000	434,118,000
Central Office			434,118,000	434,118,000
Sub-total, Support to Operations	967,168,000	5,650,031,000	3,206,756,000	9,823,955,000
OPERATIONS			841,198,293,000	841,198,293,000
ASSET PRESERVATION PROGRAM			124,335,295,000	124,335,295,000
Preventive Maintenance - Primary Roads			17,740,311,000	17,740,311,000
Preventive Maintenance - Primary Roads			17,740,311,000	17,740,311,000
National Capital Region (NCR)			12,364,819,000	12,364,819,000
Central Office			11,940,788,000	11,940,788,000
Las Piñas-Muntinlupa District Engineering Office			44,000,000	44,000,000
Metro Manila 1st District Engineering Office			154,714,000	154,714,000
Metro Manila 2nd District Engineering Office			73,938,000	73,938,000
Metro Manila 3rd District Engineering Office			18,676,000	18,676,000
Quezon City 1st District Engineering Office			46,692,000	46,692,000
Quezon City 2nd District Engineering Office			71,274,000	71,274,000
South Manila District Engineering Office			14,737,000	14,737,000
Region I - Ilocos			295,391,000	295,391,000
Ilocos Norte 2nd District Engineering Office			52,391,000	52,391,000
Ilocos Sur 1st District Engineering Office			10,000,000	10,000,000
Pangasinan 2nd District Engineering Office			55,842,000	55,842,000
Pangasinan 3rd District Engineering Office			154,585,000	154,585,000
Pangasinan 4th District Engineering Office			22,573,000	22,573,000
Cordillera Administrative Region (CAR)			22,244,000	22,244,000
Benguet 1st District Engineering Office			22,244,000	22,244,000
Region II - Cagayan Valley			498,359,000	498,359,000
Cagayan 1st District Engineering Office			19,200,000	19,200,000
Cagayan 2nd District Engineering Office			100,000,000	100,000,000

Cagayan 3rd District Engineering Office	18,000,000	18,000,000
Isabela 1st District Engineering Office	95,590,000	95,590,000
Isabela 3rd District Engineering Office	31,700,000	31,700,000
Isabela 4th District Engineering Office	96,877,000	96,877,000
Nueva Vizcaya 2nd District Engineering Office	136,992,000	136,992,000
Region III - Central Luzon	299,185,000	299,185,000
Bulacan 1st District Engineering Office	5,053,000	5,053,000
Bulacan 2nd District Engineering Office	100,000,000	100,000,000
Nueva Ecija 1st District Engineering Office	18,000,000	18,000,000
Nueva Ecija 2nd District Engineering Office	70,658,000	70,658,000
Tarlac District Engineering Office	85,000,000	85,000,000
Zambales 2nd District Engineering Office	20,474,000	20,474,000
Region IVA - CALABARZON	628,947,000	628,947,000
Batangas 3rd District Engineering Office	36,005,000	36,005,000
Batangas 4th District Engineering Office	88,500,000	88,500,000
Laguna 2nd District Engineering Office	84,897,000	84,897,000
Laguna 3rd District Engineering Office	214,299,000	214,299,000
Quezon 1st District Engineering Office	20,751,000	20,751,000
Quezon 2nd District Engineering Office	113,400,000	113,400,000
Quezon 4th District Engineering Office	9,781,000	9,781,000
Rizal 1st District Engineering Office	61,314,000	61,314,000
Region V - Bicol	186,764,000	186,764,000
Albay 2nd District Engineering Office	5,764,000	5,764,000
Camarines Norte District Engineering Office	100,000,000	100,000,000
Camarines Sur 2nd District Engineering Office	21,000,000	21,000,000
Sorsogon District Engineering Office	60,000,000	60,000,000
Region VI - Western Visayas	358,988,000	358,988,000
Iloilo 2nd District Engineering Office	43,833,000	43,833,000
Iloilo City District Engineering Office	38,662,000	38,662,000
Negros Occidental 1st District Engineering Office	253,441,000	253,441,000

Negros Occidental 4th District Engineering Office	23,052,000	23,052,000
Region VII - Central Visayas	721,395,000	721,395,000
Cebu 2nd District Engineering Office	186,992,000	186,992,000
Cebu 6th District Engineering Office	88,994,000	88,994,000
Cebu City District Engineering Office	45,000,000	45,000,000
Negros Oriental 2nd District Engineering Office	400,409,000	400,409,000
Region VIII - Eastern Visayas	297,007,000	297,007,000
Leyte 1st District Engineering Office	97,266,000	97,266,000
Leyte 2nd District Engineering Office	41,000,000	41,000,000
Leyte 4th District Engineering Office	44,824,000	44,824,000
Leyte 5th District Engineering Office	59,273,000	59,273,000
Northern Samar 1st District Engineering Office	54,644,000	54,644,000
Region IX - Zamboanga Peninsula	390,002,000	390,002,000
Zamboanga del Norte 1st District Engineering Office	8,288,000	8,288,000
Zamboanga del Norte 2nd District Engineering Office	32,919,000	32,919,000
Zamboanga del Sur 1st District Engineering Office	210,000,000	210,000,000
Zamboanga del Sur 2nd District Engineering Office	60,000,000	60,000,000
Zamboanga Sibugay 1st District Engineering Office	35,000,000	35,000,000
Zamboanga Sibugay 2nd District Engineering Office	43,795,000	43,795,000
Region X - Northern Mindanao	781,947,000	781,947,000
Bukidnon 1st District Engineering Office	5,180,000	5,180,000
Bukidnon 2nd District Engineering Office	44,221,000	44,221,000
Bukidnon 3rd District Engineering Office	70,825,000	70,825,000
Cagayan de Oro City 1st District Engineering Office	44,390,000	44,390,000
Iligan City District Engineering Office	113,305,000	113,305,000
Lanao del Norte 1st District Engineering Office	50,000,000	50,000,000
Lanao del Norte 2nd District Engineering Office	143,905,000	143,905,000
Misamis Occidental District Engineering Office	187,774,000	187,774,000
Misamis Occidental 2nd District Engineering Office	40,329,000	40,329,000
Misamis Oriental 2nd District Engineering Office	82,018,000	82,018,000

Region XI - Davao	<u>328,729,000</u>	<u>328,729,000</u>
Davao City District Engineering Office	240,129,000	240,129,000
Davao City 2nd District Engineering Office	50,000,000	50,000,000
Davao Oriental 2nd District Engineering Office	38,600,000	38,600,000
Region XII - SOCCSKSARGEN	<u>522,722,000</u>	<u>522,722,000</u>
Cotabato 1st District Engineering Office	50,000,000	50,000,000
Cotabato 3rd District Engineering Office	49,988,000	49,988,000
South Cotabato 1st District Engineering Office	295,694,000	295,694,000
South Cotabato 2nd District Engineering Office	100,389,000	100,389,000
Sultan Kudarat 1st District Engineering Office	26,651,000	26,651,000
Region XIII - Caraga	<u>43,812,000</u>	<u>43,812,000</u>
Butuan City District Engineering Office	43,812,000	43,812,000
Preventive Maintenance - Secondary Roads	<u>18,379,410,000</u>	<u>18,379,410,000</u>
Preventive Maintenance - Secondary Roads	<u>18,379,410,000</u>	<u>18,379,410,000</u>
National Capital Region (NCR)	<u>13,832,278,000</u>	<u>13,832,278,000</u>
Central Office	13,352,674,000	13,352,674,000
Las Piñas-Muntinlupa District Engineering Office	25,007,000	25,007,000
Metro Manila 1st District Engineering Office	29,953,000	29,953,000
Metro Manila 2nd District Engineering Office	43,827,000	43,827,000
Metro Manila 3rd District Engineering Office	2,938,000	2,938,000
North Manila District Engineering Office	239,349,000	239,349,000
Quezon City 1st District Engineering Office	59,686,000	59,686,000
Quezon City 2nd District Engineering Office	48,447,000	48,447,000
South Manila District Engineering Office	30,397,000	30,397,000
Region I - Ilocos	<u>359,231,000</u>	<u>359,231,000</u>
Ilocos Norte 1st District Engineering Office	50,000,000	50,000,000
Ilocos Norte 2nd District Engineering Office	20,000,000	20,000,000
Ilocos Sur 2nd District Engineering Office	15,514,000	15,514,000
La Union 1st District Engineering Office	10,000,000	10,000,000
La Union 2nd District Engineering Office	15,000,000	15,000,000

Pangasinan 1st District Engineering Office	177,164,000	177,164,000
Pangasinan 3rd District Engineering Office	14,867,000	14,867,000
Pangasinan 4th District Engineering Office	56,686,000	56,686,000
Cordillera Administrative Region (CAR)	<u>155,733,000</u>	<u>155,733,000</u>
Baguio City District Engineering Office	57,000,000	57,000,000
Benguet 1st District Engineering Office	14,894,000	14,894,000
Ifugao 2nd District Engineering Office	16,120,000	16,120,000
Lower Kalinga District Engineering Office	45,619,000	45,619,000
Upper Kalinga District Engineering Office	22,100,000	22,100,000
Region II - Cagayan Valley	<u>41,587,000</u>	<u>41,587,000</u>
Cagayan 1st District Engineering Office	8,500,000	8,500,000
Cagayan 2nd District Engineering Office	33,087,000	33,087,000
Region III - Central Luzon	<u>222,263,000</u>	<u>222,263,000</u>
Aurora District Engineering Office	11,925,000	11,925,000
Bataan 2nd District Engineering Office	27,000,000	27,000,000
Nueva Ecija 1st District Engineering Office	32,108,000	32,108,000
Nueva Ecija 2nd District Engineering Office	32,054,000	32,054,000
Pampanga 2nd District Engineering Office	38,698,000	38,698,000
Zambales 1st District Engineering Office	49,510,000	49,510,000
Zambales 2nd District Engineering Office	30,968,000	30,968,000
Region IVA - CALABARZON	<u>705,213,000</u>	<u>705,213,000</u>
Batangas 1st District Engineering Office	40,400,000	40,400,000
Batangas 3rd District Engineering Office	50,000,000	50,000,000
Batangas 4th District Engineering Office	156,000,000	156,000,000
Cavite Third District Engineering Office	83,886,000	83,886,000
Laguna 1st District Engineering Office	101,191,000	101,191,000
Quezon 1st District Engineering Office	15,000,000	15,000,000
Quezon 3rd District Engineering Office	151,979,000	151,979,000
Rizal 1st District Engineering Office	32,738,000	32,738,000
Rizal 2nd District Engineering Office	74,019,000	74,019,000

Region IVB - MIMAROPA	235,785,000	235,785,000
Marinduque District Engineering Office	77,816,000	77,816,000
Mindoro Oriental District Engineering Office	26,275,000	26,275,000
Palawan 1st District Engineering Office	131,694,000	131,694,000
Region V - Bicol	133,384,000	133,384,000
Albay 1st District Engineering Office	15,720,000	15,720,000
Albay 2nd District Engineering Office	20,000,000	20,000,000
Camarines Sur 5th District Engineering Office	23,592,000	23,592,000
Sorsogon 2nd District Engineering Office	24,072,000	24,072,000
Sorsogon District Engineering Office	50,000,000	50,000,000
Region VI - Western Visayas	927,010,000	927,010,000
Aklan District Engineering Office	101,428,000	101,428,000
Antique District Engineering Office	146,191,000	146,191,000
Guimaras District Engineering Office	44,016,000	44,016,000
Iloilo 1st District Engineering Office	52,926,000	52,926,000
Iloilo 2nd District Engineering Office	269,794,000	269,794,000
Iloilo 4th District Engineering Office	56,327,000	56,327,000
Iloilo City District Engineering Office	73,707,000	73,707,000
Negros Occidental 1st District Engineering Office	48,592,000	48,592,000
Negros Occidental 2nd District Engineering Office	134,029,000	134,029,000
Region VII - Central Visayas	424,428,000	424,428,000
Bohol 2nd District Engineering Office	50,150,000	50,150,000
Cebu 2nd District Engineering Office	38,000,000	38,000,000
Cebu 6th District Engineering Office	57,574,000	57,574,000
Cebu 7th District Engineering Office	47,135,000	47,135,000
Cebu City District Engineering Office	43,000,000	43,000,000
Negros Oriental 2nd District Engineering Office	128,008,000	128,008,000
Siquijor District Engineering Office	60,561,000	60,561,000
Region VIII - Eastern Visayas	521,860,000	521,860,000
Eastern Samar District Engineering Office	104,600,000	104,600,000

Leyte 1st District Engineering Office	54,000,000	54,000,000
Leyte 3rd District Engineering Office	92,801,000	92,801,000
Leyte 4th District Engineering Office	32,899,000	32,899,000
Northern Samar 1st District Engineering Office	95,944,000	95,944,000
Northern Samar 2nd District Engineering Office	55,011,000	55,011,000
Samar 2nd District Engineering Office	71,414,000	71,414,000
Tacloban City District Engineering Office	15,191,000	15,191,000
Region IX - Zamboanga Peninsula	137,041,000	137,041,000
Isabela City District Engineering Office	42,974,000	42,974,000
Zamboanga del Norte 1st District Engineering Office	27,433,000	27,433,000
Zamboanga del Norte 2nd District Engineering Office	18,134,000	18,134,000
Zamboanga del Norte 3rd District Engineering Office	16,500,000	16,500,000
Zamboanga del Norte 4th District Engineering Office	32,000,000	32,000,000
Region X - Northern Mindanao	98,671,000	98,671,000
Bukidnon 2nd District Engineering Office	41,443,000	41,443,000
Cagayan de Oro City 1st District Engineering Office	43,941,000	43,941,000
Misamis Oriental 1st District Engineering Office	13,287,000	13,287,000
Region XI - Davao	171,219,000	171,219,000
Davao Occidental District Engineering Office	16,120,000	16,120,000
Davao del Norte District Engineering Office	50,000,000	50,000,000
Davao Oriental 1st District Engineering Office	18,000,000	18,000,000
Davao Oriental 2nd District Engineering Office	87,099,000	87,099,000
Region XII - SOCCSKSARGEN	329,100,000	329,100,000
Cotabato 1st District Engineering Office	70,000,000	70,000,000
Cotabato 3rd District Engineering Office	39,100,000	39,100,000
Sarangani District Engineering Office	157,397,000	157,397,000
South Cotabato 1st District Engineering Office	12,603,000	12,603,000
South Cotabato 2nd District Engineering Office	50,000,000	50,000,000
Region XIII - Caraga	84,607,000	84,607,000
Surigao del Norte 1st District Engineering Office	66,863,000	66,863,000

Surigao del Sur 1st District Engineering Office	13,001,000	13,001,000
Surigao del Sur 2nd District Engineering Office	4,743,000	4,743,000
Preventive Maintenance - Tertiary Roads	<u>9,609,705,000</u>	<u>9,609,705,000</u>
Preventive Maintenance - Tertiary Roads	<u>9,609,705,000</u>	<u>9,609,705,000</u>
National Capital Region (NCR)	<u>5,613,839,000</u>	<u>5,613,839,000</u>
Central Office	5,072,662,000	5,072,662,000
Las Piñas - Muntinlupa District Engineering Office	57,159,000	57,159,000
Metro Manila 1st District Engineering Office	124,060,000	124,060,000
Metro Manila 2nd District Engineering Office	53,004,000	53,004,000
Metro Manila 3rd District Engineering Office	16,608,000	16,608,000
North Manila District Engineering Office	192,607,000	192,607,000
Quezon City 2nd District Engineering Office	72,162,000	72,162,000
South Manila District Engineering Office	25,577,000	25,577,000
Region I - Ilocos	<u>309,765,000</u>	<u>309,765,000</u>
Ilocos Norte 1st District Engineering Office	43,768,000	43,768,000
Ilocos Norte 2nd District Engineering Office	155,544,000	155,544,000
Ilocos Sur 1st District Engineering Office	48,280,000	48,280,000
Ilocos Sur 2nd District Engineering Office	15,433,000	15,433,000
La Union 1st District Engineering Office	29,928,000	29,928,000
Pangasinan 1st District Engineering Office	16,812,000	16,812,000
Cordillera Administrative Region (CAR)	<u>121,217,000</u>	<u>121,217,000</u>
Abra District Engineering Office	8,457,000	8,457,000
Baguio City District Engineering Office	19,900,000	19,900,000
Benguet 1st District Engineering Office	26,707,000	26,707,000
Lower Kalinga District Engineering Office	39,364,000	39,364,000
Mountain Province 2nd District Engineering Office	26,789,000	26,789,000
Region II - Cagayan Valley	<u>156,895,000</u>	<u>156,895,000</u>
Cagayan 1st District Engineering Office	25,100,000	25,100,000
Isabela 1st District Engineering Office	26,880,000	26,880,000
Isabela 3rd District Engineering Office	14,135,000	14,135,000

Isabela 4th District Engineering Office	28,303,000	28,303,000
Nueva Vizcaya 2nd District Engineering Office	62,477,000	62,477,000
Region III - Central Luzon	<u>302,464,000</u>	<u>302,464,000</u>
Aurora District Engineering Office	41,392,000	41,392,000
Bulacan 1st District Engineering Office	77,439,000	77,439,000
Bulacan 2nd District Engineering Office	73,554,000	73,554,000
Nueva Ecija 1st District Engineering Office	36,200,000	36,200,000
Pampanga 1st District Engineering Office	20,987,000	20,987,000
Pampanga 3rd District Engineering Office	50,000,000	50,000,000
Zambales 1st District Engineering Office	2,892,000	2,892,000
Region IVA - CALABARZON	<u>887,398,000</u>	<u>887,398,000</u>
Batangas 3rd District Engineering Office	155,000,000	155,000,000
Cavite District Engineering Office	21,196,000	21,196,000
Cavite Third District Engineering Office	29,028,000	29,028,000
Laguna 2nd District Engineering Office	111,736,000	111,736,000
Laguna 3rd District Engineering Office	216,918,000	216,918,000
Quezon 3rd District Engineering Office	12,560,000	12,560,000
Rizal 1st District Engineering Office	230,435,000	230,435,000
Rizal 2nd District Engineering Office	110,525,000	110,525,000
Region V - Bicol	<u>134,623,000</u>	<u>134,623,000</u>
Albay 2nd District Engineering Office	10,000,000	10,000,000
Camarines Sur 3rd District Engineering Office	50,000,000	50,000,000
Sorsogon 2nd District Engineering Office	24,623,000	24,623,000
Sorsogon District Engineering Office	50,000,000	50,000,000
Region VI - Western Visayas	<u>616,817,000</u>	<u>616,817,000</u>
Antique Engineering Office	9,564,000	9,564,000
Iloilo 1st District Engineering Office	53,530,000	53,530,000
Iloilo 2nd District Engineering Office	196,475,000	196,475,000
Iloilo 4th District Engineering Office	44,356,000	44,356,000
Iloilo City District Engineering Office	47,689,000	47,689,000

Negros Occidental 1st District Engineering Office	258,992,000	258,992,000
Negros Occidental 4th District Engineering Office	6,211,000	6,211,000
Region VII - Central Visayas	<u>296,049,000</u>	<u>296,049,000</u>
Bohol 1st District Engineering Office	3,500,000	3,500,000
Bohol 2nd District Engineering Office	41,162,000	41,162,000
Cebu 2nd District Engineering Office	7,022,000	7,022,000
Cebu 5th District Engineering Office	50,000,000	50,000,000
Cebu 6th District Engineering Office	95,500,000	95,500,000
Cebu 7th District Engineering Office	12,865,000	12,865,000
Cebu City District Engineering Office	86,000,000	86,000,000
Region VIII - Eastern Visayas	<u>559,411,000</u>	<u>559,411,000</u>
Leyte 1st District Engineering Office	41,000,000	41,000,000
Leyte 2nd District Engineering Office	216,920,000	216,920,000
Leyte 3rd District Engineering Office	20,000,000	20,000,000
Leyte 4th District Engineering Office	75,677,000	75,677,000
Northern Samar 1st District Engineering Office	27,400,000	27,400,000
Northern Samar 2nd District Engineering Office	81,000,000	81,000,000
Samar 1st District Engineering Office	26,473,000	26,473,000
Tacloban City District Engineering Office	70,941,000	70,941,000
Region IX - Zamboanga Peninsula	<u>220,445,000</u>	<u>220,445,000</u>
Zamboanga del Norte 1st District Engineering Office	5,588,000	5,588,000
Zamboanga del Norte 3rd District Engineering Office	35,500,000	35,500,000
Zamboanga del Sur 2nd District Engineering Office	56,867,000	56,867,000
Zamboanga Sibugay 1st District Engineering Office	120,805,000	120,805,000
Zamboanga Sibugay 2nd District Engineering Office	1,685,000	1,685,000
Region X - Northern Mindanao	<u>261,676,000</u>	<u>261,676,000</u>
Bukidnon 1st District Engineering Office	62,496,000	62,496,000
Cagayan de Oro City 1st District Engineering Office	54,363,000	54,363,000
Iligan City District Engineering Office	32,765,000	32,765,000
Lanao del Norte 1st District Engineering Office	48,150,000	48,150,000

Lanao del Norte 2nd District Engineering Office	63,902,000	63,902,000
Region XI - Davao	<u>40,000,000</u>	<u>40,000,000</u>
Davao Oriental 2nd District Engineering Office	40,000,000	40,000,000
Region XII - SOCCSKSARGEN	<u>50,000,000</u>	<u>50,000,000</u>
South Cotabato 2nd District Engineering Office	50,000,000	50,000,000
Region XIII - Caraga	<u>39,106,000</u>	<u>39,106,000</u>
Surigao del Norte 1st District Engineering Office	19,518,000	19,518,000
Surigao del Sur 1st District Engineering Office	19,588,000	19,588,000
Rehabilitation/ Reconstruction/ Upgrading of Damaged Paved Roads - Primary Roads	<u>7,824,467,000</u>	<u>7,824,467,000</u>
Rehabilitation/ Reconstruction/ Upgrading of Damaged Paved Roads - Primary Roads	<u>7,824,467,000</u>	<u>7,824,467,000</u>
National Capital Region (NCR)	<u>5,000,375,000</u>	<u>5,000,375,000</u>
Central Office	4,796,971,000	4,796,971,000
Malabon-Navotas District Engineering Office	36,307,000	36,307,000
Metro Manila 2nd District Engineering Office	5,000,000	5,000,000
Metro Manila 3rd District Engineering Office	144,231,000	144,231,000
South Manila District Engineering Office	17,866,000	17,866,000
Region I - Ilocos	<u>222,760,000</u>	<u>222,760,000</u>
La Union 1st District Engineering Office	18,174,000	18,174,000
La Union 2nd District Engineering Office	47,932,000	47,932,000
Pangasinan 2nd District Engineering Office	63,609,000	63,609,000
Pangasinan 3rd District Engineering Office	82,400,000	82,400,000
Pangasinan 4th District Engineering Office	10,645,000	10,645,000
Cordillera Administrative Region (CAR)	<u>4,069,000</u>	<u>4,069,000</u>
Lower Kalinga District Engineering Office	4,069,000	4,069,000

Region II - Cagayan Valley	<u>289,620,000</u>	<u>289,620,000</u>
Cagayan 1st District Engineering Office	17,000,000	17,000,000
Cagayan 2nd District Engineering Office	11,600,000	11,600,000
Isabela 1st District Engineering Office	135,481,000	135,481,000
Isabela 3rd District Engineering Office	5,514,000	5,514,000
Nueva Vizcaya 2nd District Engineering Office	40,323,000	40,323,000
Nueva Vizcaya District Engineering Office	79,702,000	79,702,000
Region III - Central Luzon	<u>265,357,000</u>	<u>265,357,000</u>
Bulacan 1st District Engineering Office	40,522,000	40,522,000
Bulacan 2nd District Engineering Office	144,835,000	144,835,000
Nueva Ecija 1st District Engineering Office	80,000,000	80,000,000
Region IVA - CALABARZON	<u>80,763,000</u>	<u>80,763,000</u>
Laguna 3rd District Engineering Office	74,000,000	74,000,000
Quezon 2nd District Engineering Office	6,763,000	6,763,000
Region VI - Western Visayas	<u>84,603,000</u>	<u>84,603,000</u>
Negros Occidental 1st Engineering Office	50,734,000	50,734,000
Negros Occidental 4th District Engineering Office	33,869,000	33,869,000
Region VII - Central Visayas	<u>558,856,000</u>	<u>558,856,000</u>
Cebu 2nd District Engineering Office	131,603,000	131,603,000
Cebu 3rd District Engineering Office	51,700,000	51,700,000
Cebu 4th District Engineering Office	216,687,000	216,687,000
Cebu 5th District Engineering Office	100,000,000	100,000,000

Negros Oriental 2nd District Engineering Office	45,866,000	45,866,000
Negros Oriental 3rd District Engineering Office	13,000,000	13,000,000
Region VIII - Eastern Visayas	<u>100,000,000</u>	<u>100,000,000</u>
Leyte 2nd District Engineering Office	100,000,000	100,000,000
Region IX - Zamboanga Peninsula	<u>518,205,000</u>	<u>518,205,000</u>
Zamboanga City District Engineering Office	85,981,000	85,981,000
Zamboanga del Norte 1st District Engineering Office	15,160,000	15,160,000
Zamboanga del Norte 2nd District Engineering Office	235,346,000	235,346,000
Zamboanga del Sur 1st District Engineering Office	181,718,000	181,718,000
Region X - Northern Mindanao	<u>344,523,000</u>	<u>344,523,000</u>
Bukidnon 1st District Engineering Office	41,646,000	41,646,000
Bukidnon 3rd District Engineering Office	6,368,000	6,368,000
Lanao del Norte 1st District Engineering Office	54,509,000	54,509,000
Misamis Occidental District Engineering Office	192,000,000	192,000,000
Misamis Oriental 2nd District Engineering Office	50,000,000	50,000,000
Region XI - Davao	<u>131,805,000</u>	<u>131,805,000</u>
Davao City 2nd District Engineering Office	129,805,000	129,805,000
Davao Oriental 2nd District Engineering Office	2,000,000	2,000,000
Region XII - SOCCSKSARGEN	<u>142,130,000</u>	<u>142,130,000</u>
Cotabato 2nd District Engineering Office	50,000,000	50,000,000
Cotabato 3rd District Engineering Office	12,113,000	12,113,000
Sultan Kudarat 1st District Engineering Office	80,017,000	80,017,000

Region XIII - Caraga	<u>81,401,000</u>	<u>81,401,000</u>
Agusan del Norte District Engineering Office	35,763,000	35,763,000
Agusan del Sur 1st District Engineering Office	15,955,000	15,955,000
Agusan del Sur 2nd District Engineering Office	29,683,000	29,683,000
Rehabilitation/ Reconstruction/ Upgrading of Damaged Paved Roads - Secondary Roads	<u>6,566,212,000</u>	<u>6,566,212,000</u>
Rehabilitation/ Reconstruction/ Upgrading of Damaged Paved Roads - Secondary Roads	<u>6,566,212,000</u>	<u>6,566,212,000</u>
National Capital Region (NCR)	<u>3,418,906,000</u>	<u>3,418,906,000</u>
Central Office	3,126,361,000	3,126,361,000
Malabon-Navotas District Engineering Office	31,000,000	31,000,000
Metro Manila 3rd District Engineering Office	85,248,000	85,248,000
North Manila District Engineering Office	65,200,000	65,200,000
South Manila District Engineering Office	111,097,000	111,097,000
Region I - Ilocos	<u>109,592,000</u>	<u>109,592,000</u>
Ilocos Norte 2nd District Engineering Office	9,475,000	9,475,000
La Union 2nd District Engineering Office	11,330,000	11,330,000
Pangasinan 3rd District Engineering Office	88,787,000	88,787,000
Cordillera Administrative Region (CAR)	<u>1,668,000</u>	<u>1,668,000</u>
Mountain Province First District Engineering Office	1,668,000	1,668,000
Region II - Cagayan Valley	<u>13,500,000</u>	<u>13,500,000</u>
Cagayan 1st District Engineering Office	8,500,000	8,500,000
Isabela 1st District Engineering Office	5,000,000	5,000,000
Region III - Central Luzon	<u>213,853,000</u>	<u>213,853,000</u>
Bulacan 1st District Engineering Office	78,521,000	78,521,000

Nueva Ecija 2nd District Engineering Office	71,271,000	71,271,000
Pampanga 2nd District Engineering Office	16,500,000	16,500,000
Zambales 1st District Engineering Office	27,561,000	27,561,000
Zambales 2nd District Engineering Office	20,000,000	20,000,000
Region IVA - CALABARZON	294,520,000	294,520,000
Batangas 3rd District Engineering Office	67,423,000	67,423,000
Cavite District Engineering Office	33,000,000	33,000,000
Cavite 2nd District Engineering Office	73,456,000	73,456,000
Cavite Third District Engineering Office	69,786,000	69,786,000
Quezon 3rd District Engineering Office	50,855,000	50,855,000
Region IVB - MIMAROPA	316,822,000	316,822,000
Mindoro Occidental District Engineering Office	73,586,000	73,586,000
Palawan 2nd District Engineering Office	117,788,000	117,788,000
Palawan 3rd District Engineering Office	81,976,000	81,976,000
Romblon District Engineering Office	13,472,000	13,472,000
Southern Mindoro District Engineering Office	30,000,000	30,000,000
Region V - Bicol	589,372,000	589,372,000
Albay 3rd District Engineering Office	112,661,000	112,661,000
Camarines Sur 2nd District Engineering Office	31,000,000	31,000,000
Camarines Sur 4th District Engineering Office	159,340,000	159,340,000
Catanduanes District Engineering Office	144,823,000	144,823,000
Masbate 1st District Engineering Office	77,017,000	77,017,000

Masbate 2nd District Engineering Office	33,375,000	33,375,000
Masbate 3rd District Engineering Office	6,156,000	6,156,000
Sorsogon District Engineering Office	25,000,000	25,000,000
Region VI - Western Visayas	<u>184,584,000</u>	<u>184,584,000</u>
Aklan District Engineering Office	50,000,000	50,000,000
Antique District Engineering Office	19,165,000	19,165,000
Capiz 1st District Engineering Office	49,406,000	49,406,000
Guimaras District Engineering Office	40,000,000	40,000,000
Iloilo 3rd District Engineering Office	14,428,000	14,428,000
Iloilo 4th District Engineering Office	10,000,000	10,000,000
Negros Occidental 1st District Engineering Office	1,585,000	1,585,000
Region VII - Central Visayas	<u>564,705,000</u>	<u>564,705,000</u>
Bohol 1st District Engineering Office	20,125,000	20,125,000
Bohol 3rd District Engineering Office	35,129,000	35,129,000
Cebu 2nd District Engineering Office	2,900,000	2,900,000
Cebu 5th District Engineering Office	65,000,000	65,000,000
Cebu 6th District Engineering Office	49,000,000	49,000,000
Negros Oriental 3rd District Engineering Office	54,000,000	54,000,000
Siquijor District Engineering Office	338,551,000	338,551,000
Region VIII - Eastern Visayas	<u>136,744,000</u>	<u>136,744,000</u>
Eastern Samar District Engineering Office	43,000,000	43,000,000
Leyte 3rd District Engineering Office	20,000,000	20,000,000
Northern Samar 1st District Engineering Office	35,931,000	35,931,000
Samar 2nd District Engineering Office	37,813,000	37,813,000

Region IX - Zamboanga Peninsula	<u>94,361,000</u>	<u>94,361,000</u>
Zamboanga del Norte 1st District Engineering Office	28,031,000	28,031,000
Zamboanga del Norte 4th District Engineering Office	5,695,000	5,695,000
Zamboanga del Sur 1st District Engineering Office	60,635,000	60,635,000
Region X - Northern Mindanao	<u>39,780,000</u>	<u>39,780,000</u>
Bukidnon 3rd District Engineering Office	39,780,000	39,780,000
Region XI - Davao	<u>302,690,000</u>	<u>302,690,000</u>
Davao Occidental District Engineering Office	87,975,000	87,975,000
Davao Oriental 1st District Engineering Office	214,715,000	214,715,000
Region XII - SOCCSKSARGEN	<u>48,204,000</u>	<u>48,204,000</u>
Sarangani District Engineering Office	48,204,000	48,204,000
Region XIII - Caraga	<u>236,911,000</u>	<u>236,911,000</u>
Agusan del Sur 2nd District Engineering Office	23,426,000	23,426,000
Dinagat Islands District Engineering Office	28,455,000	28,455,000
Surigao del Norte 1st District Engineering Office	38,042,000	38,042,000
Surigao del Norte 2nd District Engineering Office	21,614,000	21,614,000
Surigao del Sur 2nd District Engineering Office	125,374,000	125,374,000
Rehabilitation/ Reconstruction/ Upgrading of Damaged Paved Roads - Tertiary Roads	<u>4,910,110,000</u>	<u>4,910,110,000</u>
Rehabilitation/ Reconstruction/ Upgrading of Damaged Paved Roads - Tertiary Roads	<u>4,910,110,000</u>	<u>4,910,110,000</u>
National Capital Region (NCR)	<u>2,006,341,000</u>	<u>2,006,341,000</u>
Central Office	1,860,235,000	1,860,235,000
Malabon-Navotas District Engineering Office	40,693,000	40,693,000

Metro Manila 3rd District Engineering Office	75,363,000	75,363,000
North Manila District Engineering Office	30,050,000	30,050,000
Region I - Ilocos	184,749,000	184,749,000
Ilocos Norte 1st District Engineering Office	12,700,000	12,700,000
Ilocos Norte 2nd District Engineering Office	63,809,000	63,809,000
Ilocos Sur 2nd District Engineering Office	29,443,000	29,443,000
La Union 1st District Engineering Office	38,797,000	38,797,000
Pangasinan 3rd District Engineering Office	40,000,000	40,000,000
Cordillera Administrative Region (CAR)	186,345,000	186,345,000
Apayao 2nd District Engineering Office	23,108,000	23,108,000
Lower Kalinga District Engineering Office	33,682,000	33,682,000
Mountain Province 2nd District Engineering Office	126,654,000	126,654,000
Upper Kalinga District Engineering Office	2,901,000	2,901,000
Region II - Cagayan Valley	183,507,000	183,507,000
Isabela 1st District Engineering Office	18,100,000	18,100,000
Isabela 3rd District Engineering Office	7,400,000	7,400,000
Isabela 4th District Engineering Office	7,098,000	7,098,000
Nueva Vizcaya 2nd District Engineering Office	150,909,000	150,909,000
Region III - Central Luzon	544,607,000	544,607,000
Bulacan 1st District Engineering Office	17,034,000	17,034,000
Bulacan 2nd District Engineering Office	9,877,000	9,877,000
Nueva Ecija 1st District Engineering Office	28,000,000	28,000,000
Nueva Ecija 2nd District Engineering Office	56,867,000	56,867,000

Pampanga 1st District Engineering Office	347,298,000	347,298,000
Zambales 1st District Engineering Office	45,586,000	45,586,000
Zambales 2nd District Engineering Office	39,945,000	39,945,000
Region IVA - CALABARZON	211,921,000	211,921,000
Cavite District Engineering Office	35,910,000	35,910,000
Cavite Third District Engineering Office	90,226,000	90,226,000
Laguna 1st District Engineering Office	1,200,000	1,200,000
Laguna 2nd District Engineering Office	30,000,000	30,000,000
Laguna 3rd District Engineering Office	45,000,000	45,000,000
Quezon 3rd District Engineering Office	9,585,000	9,585,000
Region IVB - MIMAROPA	181,470,000	181,470,000
Marinduque District Engineering Office	71,818,000	71,818,000
Mindoro Occidental District Engineering Office	75,563,000	75,563,000
Mindoro Oriental District Engineering Office	34,089,000	34,089,000
Region V - Bicol	282,238,000	282,238,000
Albay 2nd District Engineering Office	10,000,000	10,000,000
Camarines Norte District Engineering Office	54,980,000	54,980,000
Camarines Sur 2nd District Engineering Office	46,745,000	46,745,000
Camarines Sur 3rd District Engineering Office	33,391,000	33,391,000
Camarines Sur 4th District Engineering Office	7,149,000	7,149,000
Camarines Sur 5th District Engineering Office	85,000,000	85,000,000

Masbate 1st District Engineering Office	20,000,000	20,000,000
Sorsogon District Engineering Office	24,973,000	24,973,000
Region VI - Western Visayas	<u>180,444,000</u>	<u>180,444,000</u>
Capiz 1st District Engineering Office	12,145,000	12,145,000
Capiz 2nd District Engineering Office	100,000,000	100,000,000
Iloilo 1st District Engineering Office	53,817,000	53,817,000
Iloilo 2nd District Engineering Office	12,145,000	12,145,000
Negros Occidental 4th District Engineering Office	2,337,000	2,337,000
Region VII - Central Visayas	<u>349,734,000</u>	<u>349,734,000</u>
Bohol 1st District Engineering Office	53,094,000	53,094,000
Bohol 2nd District Engineering Office	155,640,000	155,640,000
Cebu 2nd District Engineering Office	48,501,000	48,501,000
Cebu 4th District Engineering Office	70,000,000	70,000,000
Cebu 6th District Engineering Office	22,499,000	22,499,000
Region VIII - Eastern Visayas	<u>162,151,000</u>	<u>162,151,000</u>
Leyte 1st District Engineering Office	6,000,000	6,000,000
Leyte 2nd District Engineering Office	52,000,000	52,000,000
Northern Samar 1st District Engineering Office	55,006,000	55,006,000
Samar 1st District Engineering Office	8,047,000	8,047,000
Tacloban City District Engineering Office	41,098,000	41,098,000

Region IX - Zamboanga Peninsula	<u>87,768,000</u>	<u>87,768,000</u>
Zamboanga del Norte 1st District Engineering Office	10,000,000	10,000,000
Zamboanga del Sur 1st District Engineering Office	45,000,000	45,000,000
Zamboanga del Sur 2nd District Engineering Office	32,768,000	32,768,000
Region X - Northern Mindanao	<u>164,395,000</u>	<u>164,395,000</u>
Bukidnon 1st District Engineering Office	53,245,000	53,245,000
Bukidnon 3rd District Engineering Office	31,424,000	31,424,000
Iligan City District Engineering Office	17,538,000	17,538,000
Lanao del Norte 2nd District Engineering Office	62,188,000	62,188,000
Region XI - Davao	<u>25,338,000</u>	<u>25,338,000</u>
Davao Occidental District Engineering Office	4,555,000	4,555,000
Davao Oriental 2nd District Engineering Office	20,783,000	20,783,000
Region XII - SOCCSKSARGEN	<u>34,432,000</u>	<u>34,432,000</u>
Sarangani District Engineering Office	34,432,000	34,432,000
Region XIII - Caraga	<u>124,670,000</u>	<u>124,670,000</u>
Agusan del Norte District Engineering Office	12,900,000	12,900,000
Surigao del Norte 1st District Engineering Office	85,210,000	85,210,000
Surigao del Norte 2nd District Engineering Office	26,560,000	26,560,000
Rehabilitation/ Reconstruction of Roads with Slips, Slope Collapse and Landslide - Primary Roads	<u>9,848,573,000</u>	<u>9,848,573,000</u>
Rehabilitation/ Reconstruction of Roads with Slips, Slope Collapse and Landslide - Primary Roads	<u>9,848,573,000</u>	<u>9,848,573,000</u>
National Capital Region (NCR)	<u>7,595,074,000</u>	<u>7,595,074,000</u>
Central Office	7,595,074,000	7,595,074,000

Region I - Ilocos	<u>340,172,000</u>	<u>340,172,000</u>
Ilocos Norte 1st District Engineering Office	189,500,000	189,500,000
Ilocos Sur 2nd District Engineering Office	90,000,000	90,000,000
La Union 2nd District Engineering Office	60,672,000	60,672,000
Cordillera Administrative Region (CAR)	<u>36,450,000</u>	<u>36,450,000</u>
Benguet 1st District Engineering Office	34,000,000	34,000,000
Lower Kalinga District Engineering Office	2,450,000	2,450,000
Region II - Cagayan Valley	<u>74,420,000</u>	<u>74,420,000</u>
Cagayan 1st District Engineering Office	45,000,000	45,000,000
Isabela 1st District Engineering Office	14,420,000	14,420,000
Nueva Vizcaya District Engineering Office	15,000,000	15,000,000
Region III - Central Luzon	<u>134,000,000</u>	<u>134,000,000</u>
Nueva Ecija 1st District Engineering Office	114,000,000	114,000,000
Zambales 2nd District Engineering Office	20,000,000	20,000,000
Region V - Bicol	<u>50,821,000</u>	<u>50,821,000</u>
Albay 2nd District Engineering Office	3,821,000	3,821,000
Albay 3rd District Engineering Office	1,200,000	1,200,000
Camarines Norte District Engineering Office	20,800,000	20,800,000
Camarines Sur 1st District Engineering Office	25,000,000	25,000,000
Region VI - Western Visayas	<u>107,750,000</u>	<u>107,750,000</u>
Capiz 2nd District Engineering Office	50,000,000	50,000,000
Negros Occidental 1st District Engineering Office	57,750,000	57,750,000
Region VII - Central Visayas	<u>233,248,000</u>	<u>233,248,000</u>
Cebu 3rd District Engineering Office	25,000,000	25,000,000
Cebu 4th District Engineering Office	98,000,000	98,000,000
Cebu 5th District Engineering Office	70,000,000	70,000,000

Negros Oriental 2nd District Engineering Office	40,248,000	40,248,000
Region VIII - Eastern Visayas	<u>218,329,000</u>	<u>218,329,000</u>
Leyte 2nd District Engineering Office	61,890,000	61,890,000
Leyte 5th District Engineering Office	73,000,000	73,000,000
Samar 1st District Engineering Office	82,139,000	82,139,000
Tacloban City District Engineering Office	1,300,000	1,300,000
Region IX - Zamboanga Peninsula	<u>383,667,000</u>	<u>383,667,000</u>
Zamboanga del Norte 1st District Engineering Office	55,000,000	55,000,000
Zamboanga del Norte 2nd District Engineering Office	50,000,000	50,000,000
Zamboanga del Sur 1st District Engineering Office	132,667,000	132,667,000
Zamboanga del Sur 2nd District Engineering Office	103,000,000	103,000,000
Zamboanga Sibugay 2nd District Engineering Office	43,000,000	43,000,000
Region X - Northern Mindanao	<u>251,922,000</u>	<u>251,922,000</u>
Bukidnon 1st District Engineering Office	14,400,000	14,400,000
Bukidnon 3rd District Engineering Office	39,586,000	39,586,000
Lanao del Norte 1st District Engineering Office	51,908,000	51,908,000
Lanao del Norte 2nd District Engineering Office	106,028,000	106,028,000
Misamis Oriental 1st District Engineering Office	40,000,000	40,000,000
Region XI - Davao	<u>122,070,000</u>	<u>122,070,000</u>
Davao City 2nd District Engineering Office	100,000,000	100,000,000
Davao Oriental 2nd District Engineering Office	22,070,000	22,070,000
Region XII - SOCCSKSARGEN	<u>90,630,000</u>	<u>90,630,000</u>
Cotabato 1st District Engineering Office	61,357,000	61,357,000
South Cotabato 1st District Engineering Office	29,273,000	29,273,000

Region XIII - Caraga	<u>210,020,000</u>	<u>210,020,000</u>
Agusan del Norte District Engineering Office	204,000,000	204,000,000
Agusan del Sur 1st District Engineering Office	3,420,000	3,420,000
Agusan del Sur 2nd District Engineering Office	2,600,000	2,600,000
Rehabilitation/ Reconstruction of Roads with Slips, Slope Collapse and Landslide - Secondary Roads	<u>24,233,228,000</u>	<u>24,233,228,000</u>
Rehabilitation/ Reconstruction of Roads with Slips, Slope Collapse and Landslide - Secondary Roads	<u>24,233,228,000</u>	<u>24,233,228,000</u>
National Capital Region (NCR)	<u>19,889,875,000</u>	<u>19,889,875,000</u>
Central Office	19,889,875,000	19,889,875,000
Region I - Ilocos	<u>30,000,000</u>	<u>30,000,000</u>
Pangasinan 4th District Engineering Office	30,000,000	30,000,000
Cordillera Administrative Region (CAR)	<u>773,999,000</u>	<u>773,999,000</u>
Abra District Engineering Office	34,308,000	34,308,000
Apayao 1st District Engineering Office	73,000,000	73,000,000
Baguio City District Engineering Office	84,000,000	84,000,000
Benguet 1st District Engineering Office	29,580,000	29,580,000
Benguet 2nd District Engineering Office	132,574,000	132,574,000
Ifugao 1st District Engineering Office	1,335,000	1,335,000
Ifugao 2nd District Engineering Office	182,021,000	182,021,000
Lower Kalinga District Engineering Office	53,127,000	53,127,000
Mountain Province First District Engineering Office	106,268,000	106,268,000
Upper Kalinga District Engineering Office	77,786,000	77,786,000
Region III - Central Luzon	<u>179,322,000</u>	<u>179,322,000</u>
Bulacan 1st District Engineering Office	50,000,000	50,000,000
Nueva Ecija 2nd District Engineering Office	15,322,000	15,322,000

Zambales 2nd District Engineering Office	114,000,000	114,000,000
Region IVA - CALABARZON	171,170,000	171,170,000
Batangas 2nd District Engineering Office	50,000,000	50,000,000
Cavite 2nd District Engineering Office	14,880,000	14,880,000
Laguna 1st District Engineering Office	65,290,000	65,290,000
Quezon 1st District Engineering Office	11,000,000	11,000,000
Quezon 3rd District Engineering Office	30,000,000	30,000,000
Region IVB - MIMAROPA	231,522,000	231,522,000
Mindoro Oriental District Engineering Office	4,253,000	4,253,000
Palawan 1st District Engineering Office	36,036,000	36,036,000
Palawan 2nd District Engineering Office	68,750,000	68,750,000
Palawan 3rd District Engineering Office	55,802,000	55,802,000
Romblon District Engineering Office	54,101,000	54,101,000
Southern Mindoro District Engineering Office	12,580,000	12,580,000
Region V - Bicol	277,391,000	277,391,000
Albay 2nd District Engineering Office	2,700,000	2,700,000
Albay 3rd District Engineering Office	217,809,000	217,809,000
Camarines Sur 4th District Engineering Office	31,252,000	31,252,000
Masbate 2nd District Engineering Office	25,630,000	25,630,000
Region VI - Western Visayas	186,660,000	186,660,000
Capiz 1st District Engineering Office	35,360,000	35,360,000
Guimaras District Engineering Office	37,800,000	37,800,000
Iloilo 2nd District Engineering Office	55,000,000	55,000,000
Negros Occidental 2nd District Engineering Office	50,000,000	50,000,000
Negros Occidental 4th District Engineering Office	8,500,000	8,500,000

Region VII - Central Visayas	<u>656,897,000</u>	<u>656,897,000</u>
Bohol 1st District Engineering Office	45,000,000	45,000,000
Bohol 2nd District Engineering Office	32,245,000	32,245,000
Bohol 3rd District Engineering Office	42,180,000	42,180,000
Cebu 3rd District Engineering Office	116,000,000	116,000,000
Cebu 5th District Engineering Office	69,430,000	69,430,000
Cebu 7th District Engineering Office	90,300,000	90,300,000
Cebu City District Engineering Office	63,000,000	63,000,000
Negros Oriental 1st District Engineering Office	99,062,000	99,062,000
Negros Oriental 2nd District Engineering Office	99,680,000	99,680,000
Region VIII - Eastern Visayas	<u>740,469,000</u>	<u>740,469,000</u>
Biliran District Engineering Office	230,000,000	230,000,000
Leyte 3rd District Engineering Office	150,000,000	150,000,000
Leyte 4th District Engineering Office	50,000,000	50,000,000
Northern Samar 1st District Engineering Office	175,858,000	175,858,000
Northern Samar 2nd District Engineering Office	8,000,000	8,000,000
Samar 1st District Engineering Office	92,311,000	92,311,000
Tacloban City District Engineering Office	34,300,000	34,300,000
Region IX - Zamboanga Peninsula	<u>161,500,000</u>	<u>161,500,000</u>
Zamboanga del Norte 1st District Engineering Office	30,000,000	30,000,000
Zamboanga del Norte 3rd District Engineering Office	50,000,000	50,000,000
Zamboanga del Norte 4th District Engineering Office	76,000,000	76,000,000
Zamboanga del Sur 1st District Engineering Office	5,500,000	5,500,000
Region X - Northern Mindanao	<u>241,640,000</u>	<u>241,640,000</u>
Bukidnon 1st District Engineering Office	171,640,000	171,640,000
Camiguin District Engineering Office	30,000,000	30,000,000

Misamis Oriental 2nd District Engineering Office	40,000,000	40,000,000
Region XI - Davao	<u>141,182,000</u>	<u>141,182,000</u>
Davao Oriental 1st District Engineering Office	49,600,000	49,600,000
Davao Oriental 2nd District Engineering Office	91,582,000	91,582,000
Region XII - SOCCSKSARGEN	<u>312,537,000</u>	<u>312,537,000</u>
Cotabato 1st District Engineering Office	17,500,000	17,500,000
Cotabato 2nd District Engineering Office	150,000,000	150,000,000
Sultan Kudarat 2nd District Engineering Office	145,037,000	145,037,000
Region XIII - Caraga	<u>239,064,000</u>	<u>239,064,000</u>
Agusan del Sur 1st District Engineering Office	40,000,000	40,000,000
Agusan del Sur 2nd District Engineering Office	50,000,000	50,000,000
Dinagat Islands District Engineering Office	66,064,000	66,064,000
Surigao del Sur 2nd District Engineering Office	83,000,000	83,000,000
Rehabilitation/ Reconstruction of Roads with Slips, Slope Collapse and Landslide - Tertiary Roads	<u>18,640,379,000</u>	<u>18,640,379,000</u>
Rehabilitation/ Reconstruction of Roads with Slips, Slope Collapse and Landslide - Tertiary Roads	<u>18,640,379,000</u>	<u>18,640,379,000</u>
National Capital Region (NCR)	<u>14,416,825,000</u>	<u>14,416,825,000</u>
Central Office	14,416,825,000	14,416,825,000
Region I - Ilocos	<u>169,502,000</u>	<u>169,502,000</u>
Ilocos Norte 2nd District Engineering Office	50,402,000	50,402,000
La Union 1st District Engineering Office	19,100,000	19,100,000
La Union 2nd District Engineering Office	50,000,000	50,000,000

Pangasinan 1st District Engineering Office	50,000,000	50,000,000
Cordillera Administrative Region (CAR)	867,067,000	867,067,000
Abra District Engineering Office	44,574,000	44,574,000
Apayao 1st District Engineering Office	43,500,000	43,500,000
Apayao 2nd District Engineering Office	316,200,000	316,200,000
Benguet 1st District Engineering Office	11,100,000	11,100,000
Benguet 2nd District Engineering Office	116,000,000	116,000,000
Ifugao 1st District Engineering Office	89,121,000	89,121,000
Ifugao 2nd District Engineering Office	84,626,000	84,626,000
Lower Kalinga District Engineering Office	28,300,000	28,300,000
Mountain Province 2nd District Engineering Office	87,340,000	87,340,000
Mountain Province First District Engineering Office	8,140,000	8,140,000
Upper Kalinga District Engineering Office	38,166,000	38,166,000
Region II - Cagayan Valley	382,450,000	382,450,000
Batanes District Engineering Office	132,674,000	132,674,000
Cagayan 1st District Engineering Office	50,000,000	50,000,000
Cagayan 2nd District Engineering Office	37,500,000	37,500,000
Isabela 1st District Engineering Office	16,100,000	16,100,000
Isabela 3rd District Engineering Office	12,000,000	12,000,000
Isabela 4th District Engineering Office	35,000,000	35,000,000
Nueva Vizcaya 2nd District Engineering Office	99,176,000	99,176,000
Region III - Central Luzon	49,000,000	49,000,000
Nueva Ecija 1st District Engineering Office	49,000,000	49,000,000

Region IVA - CALABARZON	346,206,000	346,206,000
Batangas 2nd District Engineering Office	80,000,000	80,000,000
Cavite District Engineering Office	38,313,000	38,313,000
Laguna 1st District Engineering Office	132,893,000	132,893,000
Quezon 1st District Engineering Office	55,000,000	55,000,000
Quezon 4th District Engineering Office	40,000,000	40,000,000
Region IVB - MIMAROPA	98,610,000	98,610,000
Palawan 2nd District Engineering Office	40,000,000	40,000,000
Romblon District Engineering Office	58,610,000	58,610,000
Region V - Bicol	57,276,000	57,276,000
Camarines Sur 5th District Engineering Office	11,776,000	11,776,000
Sorsogon District Engineering Office	45,500,000	45,500,000
Region VI - Western Visayas	304,464,000	304,464,000
Antique District Engineering Office	37,131,000	37,131,000
Iloilo 2nd District Engineering Office	162,133,000	162,133,000
Negros Occidental 1st District District Engineering Office	94,000,000	94,000,000
Negros Occidental 2nd District District Engineering Office	2,700,000	2,700,000
Negros Occidental 4th District District Engineering Office	8,500,000	8,500,000
Region VII - Central Visayas	294,435,000	294,435,000
Bohol 3rd District Engineering Office	44,000,000	44,000,000
Cebu 5th District Engineering Office	100,000,000	100,000,000
Cebu 7th District Engineering Office	100,435,000	100,435,000
Siquijor District Engineering Office	50,000,000	50,000,000

Region VIII - Eastern Visayas	<u>201,498,000</u>	<u>201,498,000</u>
Leyte 3rd District Engineering Office	80,000,000	80,000,000
Leyte 4th District Engineering Office	29,840,000	29,840,000
Northern Samar 1st District Engineering Office	45,158,000	45,158,000
Tacloban City District Engineering Office	46,500,000	46,500,000
Region IX - Zamboanga Peninsula	<u>203,700,000</u>	<u>203,700,000</u>
Zamboanga del Norte 1st District Engineering Office	27,250,000	27,250,000
Zamboanga del Sur 2nd District Engineering Office	146,450,000	146,450,000
Zamboanga Sibugay 2nd District Engineering Office	30,000,000	30,000,000
Region X - Northern Mindanao	<u>450,979,000</u>	<u>450,979,000</u>
Bukidnon 1st District Engineering Office	116,000,000	116,000,000
Bukidnon 3rd District Engineering Office	92,305,000	92,305,000
Iligan City District Engineering Office	38,000,000	38,000,000
Lanao del Norte 1st District Engineering Office	12,517,000	12,517,000
Lanao del Norte 2nd District Engineering Office	139,858,000	139,858,000
Misamis Occidental 2nd District Engineering Office	52,299,000	52,299,000
Region XI - Davao	<u>84,743,000</u>	<u>84,743,000</u>
Davao Occidental District Engineering Office	84,743,000	84,743,000
Region XII - SOCCSKSARGEN	<u>582,124,000</u>	<u>582,124,000</u>
Cotabato 1st District Engineering Office	38,213,000	38,213,000
Cotabato 2nd District Engineering Office	150,000,000	150,000,000
Sarangani District Engineering Office	166,001,000	166,001,000

South Cotabato 2nd District Engineering Office	227,910,000	227,910,000
Region XIII - Caraga	<u>131,500,000</u>	<u>131,500,000</u>
Butuan City District Engineering Office	131,500,000	131,500,000
Construction/ Upgrading/ Rehabilitation of Drainage along National Roads - Primary Roads	<u>2,155,960,000</u>	<u>2,155,960,000</u>
Construction/ Upgrading/ Rehabilitation of Drainage along National Roads - Primary Roads	<u>2,155,960,000</u>	<u>2,155,960,000</u>
National Capital Region (NCR)	<u>609,527,000</u>	<u>609,527,000</u>
Central Office	609,527,000	609,527,000
Region I - Ilocos	<u>197,752,000</u>	<u>197,752,000</u>
Ilocos Norte 2nd District Engineering Office	17,240,000	17,240,000
Ilocos Sur 2nd District Engineering Office	15,000,000	15,000,000
La Union 1st District Engineering Office	15,000,000	15,000,000
La Union 2nd District Engineering Office	48,000,000	48,000,000
Pangasinan 2nd District Engineering Office	87,512,000	87,512,000
Pangasinan 3rd District Engineering Office	15,000,000	15,000,000
Cordillera Administrative Region (CAR)	<u>90,000,000</u>	<u>90,000,000</u>
Baguio City District Engineering Office	90,000,000	90,000,000
Region II - Cagayan Valley	<u>107,500,000</u>	<u>107,500,000</u>
Cagayan 2nd District Engineering Office	1,500,000	1,500,000
Isabela 3rd District Engineering Office	18,010,000	18,010,000
Isabela 4th District Engineering Office	87,990,000	87,990,000
Region III - Central Luzon	<u>86,522,000</u>	<u>86,522,000</u>
Pampanga 2nd District Engineering Office	10,000,000	10,000,000
Pampanga 3rd District Engineering Office	30,522,000	30,522,000
Tarlac District Engineering Office	46,000,000	46,000,000

Region IVA - CALABARZON	<u>49,319,000</u>	<u>49,319,000</u>
Cavite Third District Engineering Office	17,859,000	17,859,000
Laguna 2nd District Engineering Office	20,000,000	20,000,000
Quezon 4th District Engineering Office	11,460,000	11,460,000
Region V - Bicol	<u>36,000,000</u>	<u>36,000,000</u>
Albay 2nd District Engineering Office	36,000,000	36,000,000
Region VI - Western Visayas	<u>81,006,000</u>	<u>81,006,000</u>
Negros Occidental 1st District Engineering Office	81,006,000	81,006,000
Region VII - Central Visayas	<u>142,549,000</u>	<u>142,549,000</u>
Cebu 4th District Engineering Office	24,500,000	24,500,000
Cebu 5th District Engineering Office	48,059,000	48,059,000
Negros Oriental 1st District Engineering Office	21,450,000	21,450,000
Negros Oriental 3rd District Engineering Office	48,540,000	48,540,000
Region VIII - Eastern Visayas	<u>404,061,000</u>	<u>404,061,000</u>
Leyte 1st District Engineering Office	90,000,000	90,000,000
Leyte 4th District Engineering Office	15,000,000	15,000,000
Leyte 5th District Engineering Office	4,000,000	4,000,000
Northern Samar 1st District Engineering Office	89,067,000	89,067,000
Samar 1st District Engineering Office	52,436,000	52,436,000
Tacloban City District Engineering Office	153,558,000	153,558,000
Region IX - Zamboanga Peninsula	<u>50,000,000</u>	<u>50,000,000</u>
Zamboanga City District Engineering Office	50,000,000	50,000,000
Region X - Northern Mindanao	<u>161,775,000</u>	<u>161,775,000</u>
Cagayan de Oro City 2nd District Engineering Office	25,000,000	25,000,000

Lanao del Norte 1st District Engineering Office	63,755,000	63,755,000
Lanao del Norte 2nd District Engineering Office	52,924,000	52,924,000
Misamis Occidental District Engineering Office	20,096,000	20,096,000
Region XII - SOCCSKSARGEN	<u>133,949,000</u>	<u>133,949,000</u>
South Cotabato 1st District Engineering Office	112,000,000	112,000,000
Sultan Kudarat 1st District Engineering Office	21,949,000	21,949,000
Region XIII - Caraga	<u>6,000,000</u>	<u>6,000,000</u>
Surigao del Norte 2nd District Engineering Office	6,000,000	6,000,000
Construction/ Upgrading/ Rehabilitation of Drainage along National Roads - Secondary Roads	<u>2,773,504,000</u>	<u>2,773,504,000</u>
Construction/ Upgrading/ Rehabilitation of Drainage along National Roads - Secondary Roads	<u>2,773,504,000</u>	<u>2,773,504,000</u>
National Capital Region (NCR)	<u>1,051,614,000</u>	<u>1,051,614,000</u>
Central Office	1,051,614,000	1,051,614,000
Region I - Ilocos	<u>139,094,000</u>	<u>139,094,000</u>
Ilocos Norte 2nd District Engineering Office	25,700,000	25,700,000
Ilocos Sur 1st District Engineering Office	2,880,000	2,880,000
Pangasinan 2nd District Engineering Office	66,000,000	66,000,000
Pangasinan 3rd District Engineering Office	25,000,000	25,000,000
Pangasinan 4th District Engineering Office	19,514,000	19,514,000
Cordillera Administrative Region (CAR)	<u>133,592,000</u>	<u>133,592,000</u>
Apayao 1st District Engineering Office	7,825,000	7,825,000
Baguio City District Engineering Office	20,000,000	20,000,000

Benguet 2nd District Engineering Office	11,600,000	11,600,000
Ifugao 1st District Engineering Office	8,418,000	8,418,000
Lower Kalinga District Engineering Office	6,258,000	6,258,000
Mountain Province First District Engineering Office	48,491,000	48,491,000
Upper Kalinga District Engineering Office	31,000,000	31,000,000
Region II - Cagayan Valley	31,920,000	31,920,000
Isabela 4th District Engineering Office	31,920,000	31,920,000
Region III - Central Luzon	150,808,000	150,808,000
Aurora District Engineering Office	93,418,000	93,418,000
Bataan 2nd District Engineering Office	28,216,000	28,216,000
Pampanga 2nd District Engineering Office	23,000,000	23,000,000
Zambales 1st District Engineering Office	6,174,000	6,174,000
Region IVA - CALABARZON	259,795,000	259,795,000
Batangas 1st District Engineering Office	65,617,000	65,617,000
Batangas 2nd District Engineering Office	90,000,000	90,000,000
Batangas 3rd District Engineering Office	14,655,000	14,655,000
Cavite 2nd District Engineering Office	20,000,000	20,000,000
Cavite Third District Engineering Office	7,942,000	7,942,000
Rizal 1st District Engineering Office	20,000,000	20,000,000
Rizal 2nd District Engineering Office	41,581,000	41,581,000

Region IVB - MIMAROPA	46,267,000	46,267,000
Mindoro Oriental District Engineering Office	1,241,000	1,241,000
Palawan 2nd District Engineering Office	30,000,000	30,000,000
Romblon District Engineering Office	10,000,000	10,000,000
Southern Mindoro District Engineering Office	5,026,000	5,026,000
Region V - Bicol	226,490,000	226,490,000
Albay 1st District Engineering Office	27,604,000	27,604,000
Albay 2nd District Engineering Office	43,000,000	43,000,000
Camarines Sur 4th District Engineering Office	27,000,000	27,000,000
Masbate 1st District Engineering Office	5,000,000	5,000,000
Masbate 2nd District Engineering Office	103,342,000	103,342,000
Masbate 3rd District Engineering Office	20,544,000	20,544,000
Region VI - Western Visayas	110,914,000	110,914,000
Aklan District Engineering Office	20,587,000	20,587,000
Iloilo City District Engineering Office	88,327,000	88,327,000
Negros Occidental 4th District Engineering Office	2,000,000	2,000,000
Region VII - Central Visayas	169,389,000	169,389,000
Bohol 1st District Engineering Office	15,437,000	15,437,000
Bohol 3rd District Engineering Office	10,000,000	10,000,000
Cebu 1st District Engineering Office	42,288,000	42,288,000
Cebu 3rd District Engineering Office	45,000,000	45,000,000

Cebu 5th District Engineering Office	56,664,000	56,664,000
Region VIII - Eastern Visayas	<u>209,434,000</u>	<u>209,434,000</u>
Eastern Samar District Engineering Office	53,900,000	53,900,000
Leyte 4th District Engineering Office	25,000,000	25,000,000
Leyte 5th District Engineering Office	5,500,000	5,500,000
Northern Samar 1st District Engineering Office	79,204,000	79,204,000
Northern Samar 2nd District Engineering Office	8,000,000	8,000,000
Samar 1st District Engineering Office	26,230,000	26,230,000
Tacloban City District Engineering Office	11,600,000	11,600,000
Region IX - Zamboanga Peninsula	<u>53,145,000</u>	<u>53,145,000</u>
Isabela City District Engineering Office	28,145,000	28,145,000
Zamboanga City District Engineering Office	25,000,000	25,000,000
Region X - Northern Mindanao	<u>55,200,000</u>	<u>55,200,000</u>
Bukidnon 3rd District Engineering Office	11,500,000	11,500,000
Cagayan de Oro City 1st District Engineering Office	3,700,000	3,700,000
Camiguin District Engineering Office	15,000,000	15,000,000
Misamis Occidental District Engineering Office	25,000,000	25,000,000
Region XII - SOCCSKSARGEN	<u>135,842,000</u>	<u>135,842,000</u>
South Cotabato 1st District Engineering Office	85,843,000	85,843,000
Sultan Kudarat 2nd District Engineering Office	49,999,000	49,999,000
Construction/ Upgrading/ Rehabilitation of Drainage along National Roads - Tertiary Roads	<u>1,653,436,000</u>	<u>1,653,436,000</u>

Construction/ Upgrading/ Rehabilitation of Drainage along National Roads - Tertiary Roads	<u>1,653,436,000</u>	<u>1,653,436,000</u>
National Capital Region (NCR)	<u>462,724,000</u>	<u>462,724,000</u>
Central Office	462,724,000	462,724,000
Region I - Ilocos	<u>95,650,000</u>	<u>95,650,000</u>
Ilocos Norte 2nd District Engineering Office	22,460,000	22,460,000
Ilocos Sur 1st District Engineering Office	16,536,000	16,536,000
La Union 2nd District Engineering Office	11,722,000	11,722,000
Pangasinan 2nd District Engineering Office	24,000,000	24,000,000
Pangasinan 3rd District Engineering Office	20,932,000	20,932,000
Cordillera Administrative Region (CAR)	<u>97,599,000</u>	<u>97,599,000</u>
Benguet 2nd District Engineering Office	5,000,000	5,000,000
Ifugao 1st District Engineering Office	45,998,000	45,998,000
Lower Kalinga District Engineering Office	29,601,000	29,601,000
Mountain Province First District Engineering Office	11,000,000	11,000,000
Upper Kalinga District Engineering Office	6,000,000	6,000,000
Region II - Cagayan Valley	<u>111,074,000</u>	<u>111,074,000</u>
Batanes District Engineering Office	14,391,000	14,391,000
Cagayan 1st District Engineering Office	80,075,000	80,075,000
Nueva Vizcaya District Engineering Office	16,608,000	16,608,000
Region III - Central Luzon	<u>309,776,000</u>	<u>309,776,000</u>
Aurora District Engineering Office	24,542,000	24,542,000
Bataan 1st District Engineering Office	7,619,000	7,619,000
Bataan 2nd District Engineering Office	30,000,000	30,000,000

Bulacan 1st District Engineering Office	30,000,000	30,000,000
Bulacan 2nd District Engineering Office	16,791,000	16,791,000
Nueva Ecija 1st District Engineering Office	50,000,000	50,000,000
Pampanga 1st District Engineering Office	49,300,000	49,300,000
Pampanga 2nd District Engineering Office	5,000,000	5,000,000
Pampanga 3rd District Engineering Office	65,000,000	65,000,000
Tarlac District Engineering Office	15,000,000	15,000,000
Zambales 1st District Engineering Office	16,524,000	16,524,000
Region IVA - CALABARZON	107,995,000	107,995,000
Batangas 1st District Engineering Office	5,100,000	5,100,000
Batangas 2nd District Engineering Office	21,200,000	21,200,000
Cavite District Engineering Office	10,371,000	10,371,000
Cavite Third District Engineering Office	15,000,000	15,000,000
Laguna 3rd District Engineering Office	15,000,000	15,000,000
Rizal 2nd District Engineering Office	41,324,000	41,324,000
Region V - Bicol	62,219,000	62,219,000
Albay 2nd District Engineering Office	10,000,000	10,000,000
Camarines Sur 2nd District Engineering Office	42,000,000	42,000,000
Catanduanes District Engineering Office	10,219,000	10,219,000
Region VI - Western Visayas	35,920,000	35,920,000
Iloilo City District Engineering Office	19,380,000	19,380,000

Negros Occidental 4th District Engineering Office	16,540,000	16,540,000
Region VII - Central Visayas	<u>22,996,000</u>	<u>22,996,000</u>
Bohol 1st District Engineering Office	7,400,000	7,400,000
Cebu 5th District Engineering Office	6,506,000	6,506,000
Negros Oriental 1st District Engineering Office	9,090,000	9,090,000
Region VIII - Eastern Visayas	<u>283,783,000</u>	<u>283,783,000</u>
Leyte 1st District Engineering Office	50,000,000	50,000,000
Leyte 2nd District Engineering Office	48,885,000	48,885,000
Northern Samar 1st District Engineering Office	60,398,000	60,398,000
Tacloban City District Engineering Office	124,500,000	124,500,000
Region X - Northern Mindanao	<u>1,700,000</u>	<u>1,700,000</u>
Lanao del Norte 2nd District Engineering Office	1,700,000	1,700,000
Region XII - SOCCSKSARGEN	<u>22,000,000</u>	<u>22,000,000</u>
Cotabato 3rd District Engineering Office	22,000,000	22,000,000
Region XIII - Caraga	<u>40,000,000</u>	<u>40,000,000</u>
Agusan del Norte District Engineering Office	40,000,000	40,000,000
NETWORK DEVELOPMENT PROGRAM	<u>116,252,873,000</u>	<u>116,252,873,000</u>
Road Widening - Primary Roads	<u>9,470,060,000</u>	<u>9,470,060,000</u>
Road Widening - Primary Roads	<u>9,470,060,000</u>	<u>9,470,060,000</u>
National Capital Region (NCR)	<u>6,430,862,000</u>	<u>6,430,862,000</u>
Central Office	6,430,862,000	6,430,862,000
Region I - Ilocos	<u>162,278,000</u>	<u>162,278,000</u>
Ilocos Norte 1st District Engineering Office	102,200,000	102,200,000
Ilocos Sur 2nd District Engineering Office	36,078,000	36,078,000

La Union 2nd District Engineering Office	24,000,000	24,000,000
Region II - Cagayan Valley	186,872,000	186,872,000
Cagayan 2nd District Engineering Office	42,000,000	42,000,000
Cagayan 3rd District Engineering Office	31,949,000	31,949,000
Isabela 2nd District Engineering Office	11,873,000	11,873,000
Isabela 3rd District Engineering Office	13,500,000	13,500,000
Isabela 4th District Engineering Office	43,929,000	43,929,000
Nueva Vizcaya 2nd District Engineering Office	43,621,000	43,621,000
Region III - Central Luzon	10,525,000	10,525,000
Nueva Ecija 2nd District Engineering Office	10,525,000	10,525,000
Region IVA - CALABARZON	142,080,000	142,080,000
Cavite District Engineering Office	1,760,000	1,760,000
Cavite Third District Engineering Office	40,805,000	40,805,000
Laguna 3rd District Engineering Office	42,570,000	42,570,000
Quezon 2nd District Engineering Office	36,945,000	36,945,000
Quezon 4th District Engineering Office	20,000,000	20,000,000
Region V - Bicol	134,070,000	134,070,000
Albay 3rd District Engineering Office	6,600,000	6,600,000
Camarines Norte District Engineering Office	50,000,000	50,000,000
Camarines Sur 1st District Engineering Office	68,920,000	68,920,000
Camarines Sur 5th District Engineering Office	8,550,000	8,550,000
Region VI - Western Visayas	213,626,000	213,626,000
Capiz 2nd District Engineering Office	100,000,000	100,000,000

Negros Occidental 1st District Engineering Office	1,500,000	1,500,000
Negros Occidental 2nd District Engineering Office	71,876,000	71,876,000
Negros Occidental 3rd District Engineering Office	40,250,000	40,250,000
Region VII - Central Visayas	<u>820,669,000</u>	<u>820,669,000</u>
Cebu 2nd District Engineering Office	286,640,000	286,640,000
Cebu 4th District Engineering Office	220,380,000	220,380,000
Negros Oriental 1st District Engineering Office	172,790,000	172,790,000
Negros Oriental 2nd District Engineering Office	75,600,000	75,600,000
Negros Oriental 3rd District Engineering Office	65,259,000	65,259,000
Region VIII - Eastern Visayas	<u>269,350,000</u>	<u>269,350,000</u>
Leyte 2nd District Engineering Office	33,978,000	33,978,000
Leyte 4th District Engineering Office	40,000,000	40,000,000
Leyte 5th District Engineering Office	70,000,000	70,000,000
Northern Samar 1st District Engineering Office	26,972,000	26,972,000
Samar 1st District Engineering Office	56,700,000	56,700,000
Samar 2nd District Engineering Office	41,700,000	41,700,000
Region IX - Zamboanga Peninsula	<u>226,866,000</u>	<u>226,866,000</u>
Zamboanga del Sur 1st District Engineering Office	124,866,000	124,866,000
Zamboanga del Sur 2nd District Engineering Office	102,000,000	102,000,000
Region X - Northern Mindanao	<u>519,292,000</u>	<u>519,292,000</u>
Bukidnon 1st District Engineering Office	50,000,000	50,000,000

Bukidnon 2nd District Engineering Office	17,700,000	17,700,000
Cagayan de Oro City 2nd District Engineering Office	112,810,000	112,810,000
Iligan City District Engineering Office	15,485,000	15,485,000
Lanao del Norte 1st District Engineering Office	48,890,000	48,890,000
Lanao del Norte 2nd District Engineering Office	56,712,000	56,712,000
Misamis Occidental District Engineering Office	93,937,000	93,937,000
Misamis Oriental 1st District Engineering Office	78,581,000	78,581,000
Misamis Oriental 2nd District Engineering Office	45,177,000	45,177,000
Region XI - Davao	157,570,000	157,570,000
Davao del Sur District Engineering Office	119,258,000	119,258,000
Davao Oriental 2nd District Engineering Office	38,312,000	38,312,000
Region XII - SOCCSKSARGEN	78,000,000	78,000,000
Cotabato 2nd District Engineering Office	50,000,000	50,000,000
South Cotabato 1st District Engineering Office	8,000,000	8,000,000
Sultan Kudarat 1st District Engineering Office	20,000,000	20,000,000
Region XIII - Caraga	118,000,000	118,000,000
Agusan del Norte District Engineering Office	92,000,000	92,000,000
Surigao del Norte 2nd District Engineering Office	26,000,000	26,000,000
Road Widening - Secondary Roads	12,095,401,000	12,095,401,000
Road Widening - Secondary Roads	12,095,401,000	12,095,401,000
National Capital Region (NCR)	7,456,478,000	7,456,478,000
Central Office	7,430,552,000	7,430,552,000

Quezon City 2nd District Engineering Office	25,926,000	25,926,000
Region I - Ilocos	634,758,000	634,758,000
Ilocos Norte 1st District Engineering Office	115,000,000	115,000,000
La Union 2nd District Engineering Office	29,650,000	29,650,000
Pangasinan 1st District Engineering Office	254,153,000	254,153,000
Pangasinan 3rd District Engineering Office	40,084,000	40,084,000
Pangasinan 4th District Engineering Office	195,871,000	195,871,000
Cordillera Administrative Region (CAR)	40,635,000	40,635,000
Lower Kalinga District Engineering Office	40,635,000	40,635,000
Region II - Cagayan Valley	87,698,000	87,698,000
Cagayan 1st District Engineering Office	28,000,000	28,000,000
Nueva Vizcaya 2nd District Engineering Office	49,631,000	49,631,000
Quirino District Engineering Office	10,067,000	10,067,000
Region III - Central Luzon	183,326,000	183,326,000
Bataan 1st District Engineering Office	20,000,000	20,000,000
Bataan 2nd District Engineering Office	45,000,000	45,000,000
Tarlac District Engineering Office	48,000,000	48,000,000
Zambales 1st District Engineering Office	56,331,000	56,331,000
Zambales 2nd District Engineering Office	13,995,000	13,995,000
Region IVA - CALABARZON	367,861,000	367,861,000
Batangas 1st District Engineering Office	46,635,000	46,635,000
Batangas 2nd District Engineering Office	46,400,000	46,400,000

Cavite 2nd District Engineering Office	45,700,000	45,700,000
Cavite District Engineering Office	16,205,000	16,205,000
Laguna 1st District Engineering Office	70,993,000	70,993,000
Quezon 1st District Engineering Office	60,000,000	60,000,000
Quezon 2nd District Engineering Office	41,616,000	41,616,000
Rizal 2nd District Engineering Office	40,312,000	40,312,000
Region IVB - MIMAROPA	<u>361,961,000</u>	<u>361,961,000</u>
Marinduque District Engineering Office	39,562,000	39,562,000
Mindoro Oriental District Engineering Office	44,874,000	44,874,000
Palawan 1st District Engineering Office	32,040,000	32,040,000
Palawan 2nd District Engineering Office	9,100,000	9,100,000
Palawan 3rd District Engineering Office	69,510,000	69,510,000
Southern Mindoro District Engineering Office	166,875,000	166,875,000
Region V - Bicol	<u>625,565,000</u>	<u>625,565,000</u>
Albay 1st District Engineering Office	46,500,000	46,500,000
Albay 2nd District Engineering Office	60,000,000	60,000,000
Albay 3rd District Engineering Office	98,300,000	98,300,000
Camarines Sur 5th District Engineering Office	187,465,000	187,465,000
Catanduanes District Engineering Office	40,000,000	40,000,000
Masbate 3rd District Engineering Office	193,300,000	193,300,000

Region VI - Western Visayas	<u>557,709,000</u>	<u>557,709,000</u>
Aklan District Engineering Office	102,758,000	102,758,000
Antique District Engineering Office	20,000,000	20,000,000
Bacolod City District Engineering Office	5,000,000	5,000,000
Capiz 1st District Engineering Office	126,984,000	126,984,000
Capiz 2nd District Engineering Office	40,000,000	40,000,000
Guimaras District Engineering Office	92,379,000	92,379,000
Iloilo 3rd District Engineering Office	91,708,000	91,708,000
Negros Occidental 2nd District Engineering Office	53,040,000	53,040,000
Negros Occidental 4th District Engineering Office	25,840,000	25,840,000
Region VII - Central Visayas	<u>169,411,000</u>	<u>169,411,000</u>
Bohol 2nd District Engineering Office	43,943,000	43,943,000
Bohol 3rd District Engineering Office	37,001,000	37,001,000
Cebu 6th District Engineering Office	30,000,000	30,000,000
Cebu 7th District Engineering Office	58,467,000	58,467,000
Region VIII - Eastern Visayas	<u>588,358,000</u>	<u>588,358,000</u>
Biliran District Engineering Office	256,312,000	256,312,000
Leyte 3rd District Engineering Office	45,000,000	45,000,000
Leyte 4th District Engineering Office	30,000,000	30,000,000
Northern Samar 1st District Engineering Office	223,369,000	223,369,000
Southern Leyte District Engineering Office	20,027,000	20,027,000

Tacloban City District Engineering Office	13,650,000	13,650,000
Region IX - Zamboanga Peninsula	<u>57,900,000</u>	<u>57,900,000</u>
Zamboanga del Norte 3rd District Engineering Office	57,900,000	57,900,000
Region X - Northern Mindanao	<u>470,035,000</u>	<u>470,035,000</u>
Bukidnon 1st District Engineering Office	70,473,000	70,473,000
Bukidnon 2nd District Engineering Office	92,028,000	92,028,000
Bukidnon 3rd District Engineering Office	102,880,000	102,880,000
Camiguin District Engineering Office	20,000,000	20,000,000
Misamis Occidental District Engineering Office	120,329,000	120,329,000
Misamis Oriental 1st District Engineering Office	21,291,000	21,291,000
Misamis Oriental 2nd District Engineering Office	43,034,000	43,034,000
Region XI - Davao	<u>173,744,000</u>	<u>173,744,000</u>
Davao de Oro 2nd District Engineering Office	103,000,000	103,000,000
Davao del Sur District Engineering Office	70,744,000	70,744,000
Region XII - SOCCSKSARGEN	<u>274,351,000</u>	<u>274,351,000</u>
Cotabato 1st District Engineering Office	137,500,000	137,500,000
Cotabato 2nd District Engineering Office	93,551,000	93,551,000
Cotabato 3rd District Engineering Office	19,000,000	19,000,000
South Cotabato 1st District Engineering Office	24,300,000	24,300,000
Region XIII - Caraga	<u>45,611,000</u>	<u>45,611,000</u>
Surigao del Norte 1st District Engineering Office	2,200,000	2,200,000
Surigao del Sur 1st District Engineering Office	43,411,000	43,411,000

Road Widening - Tertiary Roads	<u>4,721,960,000</u>	<u>4,721,960,000</u>
Road Widening - Tertiary Roads	<u>4,721,960,000</u>	<u>4,721,960,000</u>
National Capital Region (NCR)	<u>2,302,491,000</u>	<u>2,302,491,000</u>
Central Office	2,302,491,000	2,302,491,000
Region I - Ilocos	<u>97,740,000</u>	<u>97,740,000</u>
Ilocos Norte 2nd District Engineering Office	15,000,000	15,000,000
Ilocos Sur 2nd District Engineering Office	15,000,000	15,000,000
Pangasinan 1st District Engineering Office	30,000,000	30,000,000
Pangasinan 3rd District Engineering Office	37,740,000	37,740,000
Cordillera Administrative Region (CAR)	<u>32,921,000</u>	<u>32,921,000</u>
Lower Kalinga District Engineering Office	32,921,000	32,921,000
Region II - Cagayan Valley	<u>334,240,000</u>	<u>334,240,000</u>
Isabela 3rd District Engineering Office	46,000,000	46,000,000
Isabela 4th District Engineering Office	178,240,000	178,240,000
Quirino District Engineering Office	110,000,000	110,000,000
Region III - Central Luzon	<u>132,606,000</u>	<u>132,606,000</u>
Bulacan 2nd District Engineering Office	53,216,000	53,216,000
Nueva Ecija 2nd District Engineering Office	4,110,000	4,110,000
Tarlac 2nd District Engineering Office	30,000,000	30,000,000
Tarlac District Engineering Office	45,280,000	45,280,000
Region IVA - CALABARZON	<u>366,655,000</u>	<u>366,655,000</u>
Cavite District Engineering Office	64,668,000	64,668,000
Cavite Third District Engineering Office	7,500,000	7,500,000

Laguna 1st District Engineering Office	111,227,000	111,227,000
Laguna 3rd District Engineering Office	19,600,000	19,600,000
Quezon 2nd District Engineering Office	21,700,000	21,700,000
Rizal 1st District Engineering Office	49,300,000	49,300,000
Rizal 2nd District Engineering Office	92,660,000	92,660,000
Region IVB - MIMAROPA	97,757,000	97,757,000
Mindoro Oriental District Engineering Office	97,757,000	97,757,000
Region V - Bicol	169,721,000	169,721,000
Albay 3rd District Engineering Office	67,381,000	67,381,000
Camarines Sur 1st District Engineering Office	39,240,000	39,240,000
Camarines Sur 3rd District Engineering Office	50,000,000	50,000,000
Camarines Sur 5th District Engineering Office	13,100,000	13,100,000
Region VI - Western Visayas	98,976,000	98,976,000
Capiz 1st District Engineering Office	42,874,000	42,874,000
Negros Occidental 1st District Engineering Office	20,000,000	20,000,000
Negros Occidental 2nd District Engineering Office	36,102,000	36,102,000
Region VII - Central Visayas	123,429,000	123,429,000
Cebu 1st District Engineering Office	55,429,000	55,429,000
Cebu 5th District Engineering Office	33,000,000	33,000,000
Negros Oriental 3rd District Engineering Office	35,000,000	35,000,000
Region VIII - Eastern Visayas	418,826,000	418,826,000
Leyte 1st District Engineering Office	213,550,000	213,550,000

Leyte 2nd District Engineering Office	44,531,000	44,531,000
Leyte 3rd District Engineering Office	30,000,000	30,000,000
Leyte 4th District Engineering Office	27,353,000	27,353,000
Northern Samar 1st District Engineering Office	30,000,000	30,000,000
Northern Samar 2nd District Engineering Office	14,942,000	14,942,000
Tacloban City District Engineering Office	58,450,000	58,450,000
Region IX - Zamboanga Peninsula	<u>229,614,000</u>	<u>229,614,000</u>
Zamboanga del Norte 1st District Engineering Office	80,000,000	80,000,000
Zamboanga del Sur 1st District Engineering Office	41,614,000	41,614,000
Zamboanga del Sur 2nd District Engineering Office	38,000,000	38,000,000
Zamboanga Sibugay 1st District Engineering Office	70,000,000	70,000,000
Region X - Northern Mindanao	<u>164,028,000</u>	<u>164,028,000</u>
Bukidnon 2nd District Engineering Office	40,400,000	40,400,000
Bukidnon 3rd District Engineering Office	84,200,000	84,200,000
Iligan City District Engineering Office	9,896,000	9,896,000
Lanao del Norte 1st District Engineering Office	29,532,000	29,532,000
Region XI - Davao	<u>11,563,000</u>	<u>11,563,000</u>
Davao del Sur District Engineering Office	11,563,000	11,563,000
Region XII - SOCCSKSARGEN	<u>141,393,000</u>	<u>141,393,000</u>
Cotabato 2nd District Engineering Office	25,684,000	25,684,000
Cotabato 3rd District Engineering Office	115,709,000	115,709,000

Construction of By-Passes and Diversion Roads	59,104,749,000	59,104,749,000
Construction of By-Passes and Diversion Roads	59,104,749,000	59,104,749,000
National Capital Region (NCR)	53,897,465,000	53,897,465,000
Central Office	53,897,465,000	53,897,465,000
Region I - Ilocos	35,000,000	35,000,000
La Union 1st District Engineering Office	10,000,000	10,000,000
Pangasinan 3rd District Engineering Office	25,000,000	25,000,000
Cordillera Administrative Region (CAR)	149,500,000	149,500,000
Baguio City District Engineering Office	74,500,000	74,500,000
Ifugao 2nd District Engineering Office	40,000,000	40,000,000
Mountain Province First District Engineering Office	35,000,000	35,000,000
Region II - Cagayan Valley	430,040,000	430,040,000
Cagayan 1st District Engineering Office	50,000,000	50,000,000
Cagayan 2nd District Engineering Office	65,000,000	65,000,000
Cagayan 3rd District Engineering Office	40,000,000	40,000,000
Isabela 2nd District Engineering Office	65,000,000	65,000,000
Isabela 3rd District Engineering Office	150,000,000	150,000,000
Isabela 4th District Engineering Office	60,040,000	60,040,000
Region III - Central Luzon	520,649,000	520,649,000
Bataan 2nd District Engineering Office	10,000,000	10,000,000
Bulacan 1st District Engineering Office	20,000,000	20,000,000
Bulacan 2nd District Engineering Office	50,000,000	50,000,000
Nueva Ecija 1st District Engineering Office	69,649,000	69,649,000
Pampanga 1st District Engineering Office	60,000,000	60,000,000

Tarlac District Engineering Office	121,000,000	121,000,000
Zambales 1st District Engineering Office	40,000,000	40,000,000
Zambales 2nd District Engineering Office	150,000,000	150,000,000
Region IVA - CALABARZON	<u>635,490,000</u>	<u>635,490,000</u>
Batangas 2nd District Engineering Office	5,000,000	5,000,000
Cavite 2nd District Engineering Office	9,800,000	9,800,000
Cavite District Engineering Office	184,690,000	184,690,000
Quezon 1st District Engineering Office	50,000,000	50,000,000
Quezon 2nd District Engineering Office	20,000,000	20,000,000
Quezon 3rd District Engineering Office	141,000,000	141,000,000
Quezon 4th District Engineering Office	175,000,000	175,000,000
Rizal 2nd District Engineering Office	50,000,000	50,000,000
Region V - Bicol	<u>400,000,000</u>	<u>400,000,000</u>
Albay 1st District Engineering Office	200,000,000	200,000,000
Camarines Sur 2nd District Engineering Office	40,000,000	40,000,000
Camarines Sur 3rd District Engineering Office	50,000,000	50,000,000
Camarines Sur 5th District Engineering Office	100,000,000	100,000,000
Sorsogon District Engineering Office	10,000,000	10,000,000
Region VI - Western Visayas	<u>720,250,000</u>	<u>720,250,000</u>
Capiz 1st District Engineering Office	50,000,000	50,000,000
Capiz 2nd District Engineering Office	100,000,000	100,000,000
Iloilo 2nd District Engineering Office	470,250,000	470,250,000
Iloilo 3rd District Engineering Office	100,000,000	100,000,000
Region VII - Central Visayas	<u>260,000,000</u>	<u>260,000,000</u>
Bohol 2nd District Engineering Office	100,000,000	100,000,000
Bohol 3rd District Engineering Office	50,000,000	50,000,000

Cebu 3rd District Engineering Office	50,000,000	50,000,000
Cebu 6th District Engineering Office	10,000,000	10,000,000
Negros Oriental 2nd District Engineering Office	50,000,000	50,000,000
Region VIII - Eastern Visayas	815,000,000	815,000,000
Biliran District Engineering Office	55,000,000	55,000,000
Leyte 2nd District Engineering Office	50,000,000	50,000,000
Leyte 3rd District Engineering Office	50,000,000	50,000,000
Leyte 5th District Engineering Office	180,000,000	180,000,000
Samar 1st District Engineering Office	150,000,000	150,000,000
Southern Leyte District Engineering Office	330,000,000	330,000,000
Region IX - Zamboanga Peninsula	770,000,000	770,000,000
Zamboanga City District Engineering Office	50,000,000	50,000,000
Zamboanga del Norte 1st District Engineering Office	60,000,000	60,000,000
Zamboanga del Sur 1st District Engineering Office	480,000,000	480,000,000
Zamboanga del Sur 2nd District Engineering Office	60,000,000	60,000,000
Zamboanga Sibugay 1st District Engineering Office	120,000,000	120,000,000
Region X - Northern Mindanao	245,000,000	245,000,000
Cagayan de Oro City 2nd District Engineering Office	50,000,000	50,000,000
Iligan City District Engineering Office	50,000,000	50,000,000
Misamis Occidental 2nd District Engineering Office	100,000,000	100,000,000
Misamis Oriental 1st District Engineering Office	10,000,000	10,000,000
Misamis Oriental 2nd District Engineering Office	35,000,000	35,000,000

Region XI - Davao	<u>152,835,000</u>	<u>152,835,000</u>
Davao City District Engineering Office	30,000,000	30,000,000
Davao de Oro 2nd District Engineering Office	50,000,000	50,000,000
Davao Occidental District Engineering Office	30,000,000	30,000,000
Davao Oriental 1st District Engineering Office	42,835,000	42,835,000
Region XII - SOCCSKSARGEN	<u>23,520,000</u>	<u>23,520,000</u>
Sultan Kudarat 1st District Engineering Office	23,520,000	23,520,000
Region XIII - Caraga	<u>50,000,000</u>	<u>50,000,000</u>
Agusan del Sur 1st District Engineering Office	50,000,000	50,000,000
Construction of Missing Links/New Roads	<u>20,954,411,000</u>	<u>20,954,411,000</u>
Construction of Missing Links/New Roads	<u>20,954,411,000</u>	<u>20,954,411,000</u>
National Capital Region (NCR)	<u>19,399,766,000</u>	<u>19,399,766,000</u>
Central Office	19,399,766,000	19,399,766,000
Cordillera Administrative Region (CAR)	<u>464,645,000</u>	<u>464,645,000</u>
Apayao 2nd District Engineering Office	209,645,000	209,645,000
Benguet 1st District Engineering Office	50,000,000	50,000,000
Ifugao 2nd District Engineering Office	40,000,000	40,000,000
Mountain Province 2nd District Engineering Office	60,000,000	60,000,000
Mountain Province First District Engineering Office	55,000,000	55,000,000
Upper Kalinga District Engineering Office	50,000,000	50,000,000
Region II - Cagayan Valley	<u>100,000,000</u>	<u>100,000,000</u>
Batanes District Engineering Office	100,000,000	100,000,000
Region IVA - CALABARZON	<u>350,000,000</u>	<u>350,000,000</u>
Batangas 2nd District Engineering Office	85,000,000	85,000,000
Quezon 1st District Engineering Office	100,000,000	100,000,000
Quezon 4th District Engineering Office	165,000,000	165,000,000

Region IVB - MIMAROPA	115,000,000	115,000,000
Mindoro Occidental District Engineering Office	115,000,000	115,000,000
Region V - Bicol	345,000,000	345,000,000
Albay 1st District Engineering Office	40,000,000	40,000,000
Camarines Sur 4th District Engineering Office	50,000,000	50,000,000
Masbate 1st District Engineering Office	105,000,000	105,000,000
Masbate 2nd District Engineering Office	150,000,000	150,000,000
Region VIII - Eastern Visayas	90,000,000	90,000,000
Leyte 2nd District Engineering Office	90,000,000	90,000,000
Region IX - Zamboanga Peninsula	40,000,000	40,000,000
Zamboanga del Sur 2nd District Engineering Office	40,000,000	40,000,000
Region XII - SOCCSKSARGEN	50,000,000	50,000,000
Cotabato 2nd District Engineering Office	50,000,000	50,000,000
Construction of Flyovers/Interchanges/ Underpasses/Long Span Bridges	2,356,000,000	2,356,000,000
Construction of Flyovers/Interchanges/ Underpasses/Long Span Bridges	2,356,000,000	2,356,000,000
National Capital Region (NCR)	2,356,000,000	2,356,000,000
Central Office	2,356,000,000	2,356,000,000
Off-Carriageway Improvement - Primary Roads	1,809,059,000	1,809,059,000
Off-Carriageway Improvement - Primary Roads	1,809,059,000	1,809,059,000
National Capital Region (NCR)	762,245,000	762,245,000
Central Office	762,245,000	762,245,000
Region I - Ilocos	20,700,000	20,700,000
Ilocos Norte 1st District Engineering Office	10,700,000	10,700,000
La Union 1st District Engineering Office	10,000,000	10,000,000

Cordillera Administrative Region (CAR)	<u>28,000,000</u>	<u>28,000,000</u>
Baguio City District Engineering Office	20,000,000	20,000,000
Benguet 1st District Engineering Office	8,000,000	8,000,000
Region II - Cagayan Valley	<u>40,224,000</u>	<u>40,224,000</u>
Isabela 4th District Engineering Office	30,224,000	30,224,000
Cagayan 3rd District Engineering Office	10,000,000	10,000,000
Region III - Central Luzon	<u>129,326,000</u>	<u>129,326,000</u>
Nueva Ecija 1st District Engineering Office	39,037,000	39,037,000
Pampanga 2nd District Engineering Office	45,289,000	45,289,000
Zambales 2nd District Engineering Office	45,000,000	45,000,000
Region IVA - CALABARZON	<u>78,861,000</u>	<u>78,861,000</u>
Cavite District Engineering Office	3,930,000	3,930,000
Laguna 2nd District Engineering Office	29,607,000	29,607,000
Laguna 3rd District Engineering Office	45,324,000	45,324,000
Region V - Bicol	<u>57,028,000</u>	<u>57,028,000</u>
Albay 3rd District Engineering Office	11,040,000	11,040,000
Camarines Sur 5th District Engineering Office	20,988,000	20,988,000
Sorsogon District Engineering Office	5,000,000	5,000,000
Sorsogon 2nd District Engineering Office	20,000,000	20,000,000
Region VI - Western Visayas	<u>257,118,000</u>	<u>257,118,000</u>
Bacolod City District Engineering Office	63,500,000	63,500,000
Negros Occidental 1st District Engineering Office	97,108,000	97,108,000
Negros Occidental 2nd District Engineering Office	96,510,000	96,510,000

Region VII - Central Visayas	<u>26,296,000</u>	<u>26,296,000</u>
Cebu 3rd District Engineering Office	8,545,000	8,545,000
Negros Oriental 2nd District Engineering Office	17,751,000	17,751,000
Region VIII - Eastern Visayas	<u>68,976,000</u>	<u>68,976,000</u>
Leyte 4th District Engineering Office	19,500,000	19,500,000
Leyte 5th District Engineering Office	30,600,000	30,600,000
Samar 1st District Engineering Office	18,876,000	18,876,000
Region X - Northern Mindanao	<u>218,777,000</u>	<u>218,777,000</u>
Bukidnon 2nd District Engineering Office	74,395,000	74,395,000
Cagayan de Oro City 2nd District Engineering Office	22,360,000	22,360,000
Lanao del Norte 2nd District Engineering Office	42,022,000	42,022,000
Misamis Oriental 2nd District Engineering Office	80,000,000	80,000,000
Region XI - Davao	<u>25,556,000</u>	<u>25,556,000</u>
Davao City 2nd District Engineering Office	15,556,000	15,556,000
Davao del Sur District Engineering Office	10,000,000	10,000,000
Region XII - SOCCSKSARGEN	<u>45,952,000</u>	<u>45,952,000</u>
South Cotabato 1st District Engineering Office	7,019,000	7,019,000
Sultan Kudarat 1st District Engineering Office	38,933,000	38,933,000
Region XIII - Caraga	<u>50,000,000</u>	<u>50,000,000</u>
Agusan del Sur 2nd District Engineering Office	50,000,000	50,000,000
Off-Carriageway Improvement - Secondary Roads	<u>1,914,399,000</u>	<u>1,914,399,000</u>
Off-Carriageway Improvement - Secondary Roads	<u>1,914,399,000</u>	<u>1,914,399,000</u>
National Capital Region (NCR)	<u>771,956,000</u>	<u>771,956,000</u>
Central Office	771,956,000	771,956,000

Region I - Ilocos	<u>37,720,000</u>	<u>37,720,000</u>
Ilocos Norte 2nd District Engineering Office	20,000,000	20,000,000
Pangasinan 2nd District Engineering Office	7,255,000	7,255,000
Pangasinan 3rd District Engineering Office	10,465,000	10,465,000
Cordillera Administrative Region (CAR)	<u>398,266,000</u>	<u>398,266,000</u>
Abra District Engineering Office	121,145,000	121,145,000
Apayao 1st District Engineering Office	22,215,000	22,215,000
Benguet 1st District Engineering Office	49,058,000	49,058,000
Benguet 2nd District Engineering Office	90,000,000	90,000,000
Ifugao 1st District Engineering Office	1,290,000	1,290,000
Ifugao 2nd District Engineering Office	41,985,000	41,985,000
Mountain Province First District Engineering Office	72,573,000	72,573,000
Region III - Central Luzon	<u>74,255,000</u>	<u>74,255,000</u>
Aurora District Engineering Office	54,652,000	54,652,000
Bataan 2nd District Engineering Office	10,000,000	10,000,000
Nueva Ecija 1st District Engineering Office	9,603,000	9,603,000
Region IVA - CALABARZON	<u>146,050,000</u>	<u>146,050,000</u>
Batangas 2nd District Engineering Office	50,000,000	50,000,000
Laguna 2nd District Engineering Office	40,000,000	40,000,000
Quezon 1st District Engineering Office	38,415,000	38,415,000
Quezon 2nd District Engineering Office	17,635,000	17,635,000
Region VI - Western Visayas	<u>38,874,000</u>	<u>38,874,000</u>
Bacolod City District Engineering Office	18,500,000	18,500,000

Negros Occidental 2nd District Engineering Office	20,374,000	20,374,000
Region VII - Central Visayas	<u>16,975,000</u>	<u>16,975,000</u>
Cebu 1st District Engineering Office	7,765,000	7,765,000
Cebu City District Engineering Office	9,210,000	9,210,000
Region VIII - Eastern Visayas	<u>126,560,000</u>	<u>126,560,000</u>
Eastern Samar District Engineering Office	72,424,000	72,424,000
Northern Samar 1st District Engineering Office	6,694,000	6,694,000
Samar 2nd District Engineering Office	47,442,000	47,442,000
Region X - Northern Mindanao	<u>10,804,000</u>	<u>10,804,000</u>
Bukidnon 2nd Engineering Office	10,804,000	10,804,000
Region XI - Davao	<u>180,561,000</u>	<u>180,561,000</u>
Davao City District Engineering Office	1,332,000	1,332,000
Davao Occidental District Engineering Office	179,229,000	179,229,000
Region XII - SOCCSKSARGEN	<u>66,884,000</u>	<u>66,884,000</u>
Sarangani District Engineering Office	36,632,000	36,632,000
South Cotabato 1st District Engineering Office	30,252,000	30,252,000
Region XIII - Caraga	<u>45,494,000</u>	<u>45,494,000</u>
Surigao del Sur 2nd District Engineering Office	45,494,000	45,494,000
Off-Carriageway Improvement - Tertiary Roads	<u>1,188,529,000</u>	<u>1,188,529,000</u>
Off-Carriageway Improvement - Tertiary Roads	<u>1,188,529,000</u>	<u>1,188,529,000</u>
National Capital Region (NCR)	<u>374,822,000</u>	<u>374,822,000</u>
Central Office	374,822,000	374,822,000
Region I - Ilocos	<u>80,429,000</u>	<u>80,429,000</u>
Ilocos Norte 2nd District Engineering Office	63,200,000	63,200,000
La Union 1st District Engineering Office	17,229,000	17,229,000

Cordillera Administrative Region (CAR)	<u>89,302,000</u>	<u>89,302,000</u>
Benguet 2nd District Engineering Office	38,500,000	38,500,000
Ifugao 1st District Engineering Office	2,113,000	2,113,000
Lower Kalinga District Engineering Office	12,167,000	12,167,000
Mountain Province 2nd District Engineering Office	36,522,000	36,522,000
Region II - Cagayan Valley	<u>10,000,000</u>	<u>10,000,000</u>
Cagayan 3rd District Engineering Office	10,000,000	10,000,000
Region III - Central Luzon	<u>122,495,000</u>	<u>122,495,000</u>
Bulacan 2nd District Engineering Office	6,715,000	6,715,000
Nueva Ecija 1st District Engineering Office	35,890,000	35,890,000
Nueva Ecija 2nd District Engineering Office	50,270,000	50,270,000
Zambales 2nd District Engineering Office	29,620,000	29,620,000
Region IVA - CALABARZON	<u>155,110,000</u>	<u>155,110,000</u>
Batangas 1st District Engineering Office	5,000,000	5,000,000
Cavite District Engineering Office	39,066,000	39,066,000
Laguna 3rd District Engineering Office	111,044,000	111,044,000
Region V - Bicol	<u>82,249,000</u>	<u>82,249,000</u>
Albay 2nd District Engineering Office	12,249,000	12,249,000
Sorsogon District Engineering Office	70,000,000	70,000,000
Region VI - Western Visayas	<u>157,506,000</u>	<u>157,506,000</u>
Iloilo 1st District Engineering Office	5,127,000	5,127,000
Iloilo 4th District Engineering Office	66,958,000	66,958,000
Negros Occidental 1st District Engineering Office	59,862,000	59,862,000
Negros Occidental 2nd District Engineering Office	21,359,000	21,359,000
Negros Occidental 4th District Engineering Office	4,200,000	4,200,000

Region VII - Central Visayas	<u>12,072,000</u>	<u>12,072,000</u>
Bohol 1st District Engineering Office	12,072,000	12,072,000
Region VIII - Eastern Visayas	<u>7,000,000</u>	<u>7,000,000</u>
Tacloban City District Engineering Office	7,000,000	7,000,000
Region X - Northern Mindanao	<u>64,429,000</u>	<u>64,429,000</u>
Lanao del Norte 2nd District District Engineering Office	64,429,000	64,429,000
Region XII - SOCCSKSARGEN	<u>13,115,000</u>	<u>13,115,000</u>
Sarangani District Engineering Office	13,115,000	13,115,000
Region XIII - Caraga	<u>20,000,000</u>	<u>20,000,000</u>
Dinagat Islands District Engineering Office	20,000,000	20,000,000
Paving of Unpaved Roads - Secondary Roads	<u>865,114,000</u>	<u>865,114,000</u>
Paving of Unpaved Roads - Secondary Roads	<u>865,114,000</u>	<u>865,114,000</u>
National Capital Region (NCR)	<u>661,019,000</u>	<u>661,019,000</u>
Central Office	661,019,000	661,019,000
Cordillera Administrative Region (CAR)	<u>23,617,000</u>	<u>23,617,000</u>
Abra District Engineering Office	22,300,000	22,300,000
Benguet 2nd District Engineering Office	1,317,000	1,317,000
Region IVB - MIMAROPA	<u>12,462,000</u>	<u>12,462,000</u>
Palawan 2nd District Engineering Office	7,600,000	7,600,000
Romblon District Engineering Office	4,862,000	4,862,000
Region IX - Zamboanga Peninsula	<u>45,493,000</u>	<u>45,493,000</u>
Zamboanga del Norte 4th District Engineering Office	45,493,000	45,493,000
Region XII - SOCCSKSARGEN	<u>53,188,000</u>	<u>53,188,000</u>
Cotabato 2nd District Engineering Office	48,708,000	48,708,000
Sultan Kudarat 2nd District Engineering Office	4,480,000	4,480,000

Region XIII - Caraga	<u>69,335,000</u>	<u>69,335,000</u>
Agusan del Sur 2nd District Engineering Office	69,335,000	69,335,000
Paving of Unpaved Roads - Tertiary Roads	<u>1,773,191,000</u>	<u>1,773,191,000</u>
Paving of Unpaved Roads - Tertiary Roads	<u>1,773,191,000</u>	<u>1,773,191,000</u>
National Capital Region (NCR)	<u>1,344,418,000</u>	<u>1,344,418,000</u>
Central Office	1,344,418,000	1,344,418,000
Cordillera Administrative Region (CAR)	<u>185,975,000</u>	<u>185,975,000</u>
Apayao 2nd District Engineering Office	85,200,000	85,200,000
Benguet 2nd District Engineering Office	1,400,000	1,400,000
Lower Kalinga District Engineering Office	1,839,000	1,839,000
Mountain Province 2nd District Engineering Office	36,908,000	36,908,000
Upper Kalinga District Engineering Office	60,628,000	60,628,000
Region II - Cagayan Valley	<u>31,860,000</u>	<u>31,860,000</u>
Cagayan 2nd District Engineering Office	30,000,000	30,000,000
Isabela 3rd District Engineering Office	1,860,000	1,860,000
Region IVB - MIMAROPA	<u>4,475,000</u>	<u>4,475,000</u>
Palawan 2nd District Engineering Office	4,475,000	4,475,000
Region V - Bicol Region	<u>9,430,000</u>	<u>9,430,000</u>
Masbate 1st District Engineering Office	9,430,000	9,430,000
Region VIII - Eastern Visayas	<u>31,260,000</u>	<u>31,260,000</u>
Northern Samar 1st District Engineering Office	31,260,000	31,260,000
Region IX - Zamboanga Peninsula	<u>90,495,000</u>	<u>90,495,000</u>
Zamboanga del Sur 2nd District Engineering Office	90,495,000	90,495,000
Region X - Northern Mindanao	<u>61,558,000</u>	<u>61,558,000</u>
Bukidnon 3rd District Engineering Office	36,500,000	36,500,000

Iligan City District Engineering Office	15,408,000	15,408,000
Lanao del Norte 2nd District Engineering Office	9,650,000	9,650,000
Region XII - SOCCSKSARGEN	<u>13,720,000</u>	<u>13,720,000</u>
Cotabato 2nd District Engineering Office	13,720,000	13,720,000
BRIDGE PROGRAM	<u>29,333,447,000</u>	<u>29,333,447,000</u>
Replacement of Bridges (Temporary to Permanent)	<u>520,000,000</u>	<u>520,000,000</u>
Replacement of Bridges (Temporary to Permanent)	<u>520,000,000</u>	<u>520,000,000</u>
National Capital Region (NCR)	<u>520,000,000</u>	<u>520,000,000</u>
Central Office	520,000,000	520,000,000
Replacement of Permanent Weak Bridges	<u>6,697,288,000</u>	<u>6,697,288,000</u>
Replacement of Permanent Weak Bridges	<u>6,697,288,000</u>	<u>6,697,288,000</u>
National Capital Region (NCR)	<u>4,888,664,000</u>	<u>4,888,664,000</u>
Central Office	4,888,664,000	4,888,664,000
Region I - Ilocos	<u>158,000,000</u>	<u>158,000,000</u>
Pangasinan 1st District Engineering Office	46,000,000	46,000,000
Pangasinan 3rd District Engineering Office	112,000,000	112,000,000
Region II - Cagayan Valley	<u>211,000,000</u>	<u>211,000,000</u>
Cagayan 2nd District Engineering Office	48,000,000	48,000,000
Cagayan 3rd District Engineering Office	21,000,000	21,000,000
Isabela 1st District Engineering Office	32,000,000	32,000,000
Isabela 2nd District Engineering Office	70,000,000	70,000,000
Isabela 3rd District Engineering Office	40,000,000	40,000,000
Region III - Central Luzon	<u>298,284,000</u>	<u>298,284,000</u>
Bulacan 2nd District Engineering Office	76,000,000	76,000,000
Nueva Ecija 1st District Engineering Office	58,084,000	58,084,000

Pampanga 1st District Engineering Office	85,000,000	85,000,000
Pampanga 2nd District Engineering Office	40,000,000	40,000,000
Zambales 1st District Engineering Office	39,200,000	39,200,000
Region IVA - CALABARZON	90,000,000	90,000,000
Batangas 1st District Engineering Office	46,000,000	46,000,000
Cavite District Engineering Office	14,000,000	14,000,000
Laguna 2nd District Engineering Office	30,000,000	30,000,000
Region IVB - MIMAROPA	47,840,000	47,840,000
Romblon District Engineering Office	47,840,000	47,840,000
Region V - Bicol	339,500,000	339,500,000
Albay 1st District Engineering Office	20,000,000	20,000,000
Camarines Norte District Engineering Office	30,000,000	30,000,000
Camarines Sur 2nd District Engineering Office	75,000,000	75,000,000
Camarines Sur 4th District Engineering Office	33,000,000	33,000,000
Camarines Sur 5th District Engineering Office	50,000,000	50,000,000
Catanduanes District Engineering Office	26,000,000	26,000,000
Masbate 2nd District Engineering Office	69,500,000	69,500,000
Sorsogon District Engineering Office	36,000,000	36,000,000
Region VII - Central Visayas	134,400,000	134,400,000
Bohol 1st District Engineering Office	36,200,000	36,200,000
Bohol 2nd District Engineering Office	75,000,000	75,000,000

Cebu City District Engineering Office	14,200,000	14,200,000
Negros Oriental 1st District Engineering Office	9,000,000	9,000,000
Region VIII - Eastern Visayas	<u>106,400,000</u>	<u>106,400,000</u>
Biliran District Engineering Office	76,400,000	76,400,000
Leyte 3rd District Engineering Office	30,000,000	30,000,000
Region IX - Zamboanga Peninsula	<u>114,100,000</u>	<u>114,100,000</u>
Zamboanga del Norte 2nd District Engineering Office	12,100,000	12,100,000
Zamboanga del Sur 1st District Engineering Office	102,000,000	102,000,000
Region X - Northern Mindanao	<u>87,000,000</u>	<u>87,000,000</u>
Iligan City District Engineering Office	5,000,000	5,000,000
Lanao del Norte 2nd District Engineering Office	82,000,000	82,000,000
Region XII - SOCCSKSARGEN	<u>71,100,000</u>	<u>71,100,000</u>
Cotabato 2nd District Engineering Office	71,100,000	71,100,000
Region XIII - Caraga	<u>151,000,000</u>	<u>151,000,000</u>
Agusan del Norte District Engineering Office	54,000,000	54,000,000
Agusan del Sur 2nd District Engineering Office	97,000,000	97,000,000
Retrofitting/Strengthening of Permanent Bridges	<u>4,400,904,000</u>	<u>4,400,904,000</u>
Retrofitting/Strengthening of Permanent Bridges	<u>4,400,904,000</u>	<u>4,400,904,000</u>
National Capital Region (NCR)	<u>3,021,047,000</u>	<u>3,021,047,000</u>
Central Office	2,870,297,000	2,870,297,000
Malabon-Navotas District Engineering Office	20,000,000	20,000,000
Metro Manila 1st District Engineering Office	15,000,000	15,000,000
Metro Manila 2nd District Engineering Office	45,500,000	45,500,000

North Manila District Engineering Office	25,000,000	25,000,000
Quezon City 1st District Engineering Office	45,250,000	45,250,000
Cordillera Administrative Region (CAR)	162,000,000	162,000,000
Abra District Engineering Office	150,000,000	150,000,000
Benguet 1st District Engineering Office	1,000,000	1,000,000
Lower Kalinga District Engineering Office	7,000,000	7,000,000
Upper Kalinga District Engineering Office	4,000,000	4,000,000
Region II - Cagayan Valley	38,000,000	38,000,000
Cagayan 1st District Engineering Office	3,000,000	3,000,000
Nueva Vizcaya District Engineering Office	35,000,000	35,000,000
Region III - Central Luzon	213,262,000	213,262,000
Pampanga 1st District Engineering Office	59,450,000	59,450,000
Tarlac District Engineering Office	117,812,000	117,812,000
Zambales 1st District Engineering Office	36,000,000	36,000,000
Region IVA - CALABARZON	148,000,000	148,000,000
Cavite 1st District Engineering Office	39,000,000	39,000,000
Cavite Third District Engineering Office	29,500,000	29,500,000
Laguna 2nd District Engineering Office	30,000,000	30,000,000
Laguna 3rd District Engineering Office	7,500,000	7,500,000
Quezon 2nd District Engineering Office	8,000,000	8,000,000
Quezon 3rd District Engineering Office	34,000,000	34,000,000
Region IVB - MIMAROPA	239,700,000	239,700,000
Marinduque District Engineering Office	90,200,000	90,200,000

Mindoro Occidental District Engineering Office	56,000,000	56,000,000
Palawan 1st District Engineering Office	45,000,000	45,000,000
Romblon District Engineering Office	48,500,000	48,500,000
Region VI - Western Visayas	<u>20,000,000</u>	<u>20,000,000</u>
Negros Occidental 4th District Engineering Office	20,000,000	20,000,000
Region VII - Central Visayas	<u>219,000,000</u>	<u>219,000,000</u>
Bohol 2nd District Engineering Office	101,200,000	101,200,000
Bohol 3rd District Engineering Office	76,000,000	76,000,000
Cebu 1st District Engineering Office	10,000,000	10,000,000
Cebu 7th District Engineering Office	31,800,000	31,800,000
Region VIII - Eastern Visayas	<u>120,700,000</u>	<u>120,700,000</u>
Leyte 2nd District Engineering Office	5,000,000	5,000,000
Leyte 3rd District Engineering Office	20,700,000	20,700,000
Samar 2nd District Engineering Office	75,000,000	75,000,000
Tacloban City District Engineering Office	20,000,000	20,000,000
Region IX - Zamboanga Peninsula	<u>36,195,000</u>	<u>36,195,000</u>
Zamboanga City District Engineering Office	15,000,000	15,000,000
Zamboanga del Norte 3rd District Engineering Office	2,000,000	2,000,000
Zamboanga Sibugay 1st District Engineering Office	19,195,000	19,195,000
Region X - Northern Mindanao	<u>93,000,000</u>	<u>93,000,000</u>
Bukidnon 1st District Engineering Office	18,000,000	18,000,000
Bukidnon 3rd District Engineering Office	10,000,000	10,000,000

Cagayan de Oro City 2nd Engineering Office	50,000,000	50,000,000
Iligan City District Engineering Office	15,000,000	15,000,000
Region XII - SOCCSKSARGEN	<u>41,000,000</u>	<u>41,000,000</u>
Sarangani District Engineering Office	7,000,000	7,000,000
Sultan Kudarat 1st District Engineering Office	34,000,000	34,000,000
Region XIII - Caraga	<u>49,000,000</u>	<u>49,000,000</u>
Agusan del Norte District Engineering Office	42,000,000	42,000,000
Surigao del Sur 1st District Engineering Office	7,000,000	7,000,000
Rehabilitation/Major Repair of Permanent Bridges	<u>2,732,593,000</u>	<u>2,732,593,000</u>
Rehabilitation/Major Repair of Permanent Bridges	<u>2,732,593,000</u>	<u>2,732,593,000</u>
National Capital Region (NCR)	<u>1,523,893,000</u>	<u>1,523,893,000</u>
Central Office	1,153,893,000	1,153,893,000
Malabon-Navotas District Engineering Office	10,000,000	10,000,000
Metro Manila 1st District Engineering Office	23,000,000	23,000,000
Metro Manila 2nd District Engineering Office	92,000,000	92,000,000
North Manila District Engineering Office	105,000,000	105,000,000
Quezon City 1st District Engineering Office	10,000,000	10,000,000
Quezon City 2nd District Engineering Office	90,000,000	90,000,000
South Manila District Engineering Office	40,000,000	40,000,000
Region I - Ilocos	<u>25,789,000</u>	<u>25,789,000</u>
Ilocos Norte 2nd District Engineering Office	2,500,000	2,500,000
Pangasinan 1st District Engineering Office	8,000,000	8,000,000

Pangasinan 4th District Engineering Office	15,289,000	15,289,000
Cordillera Administrative Region (CAR)	17,050,000	17,050,000
Baguio City District Engineering Office	7,050,000	7,050,000
Benguet 1st District Engineering Office	5,000,000	5,000,000
Upper Kalinga District Engineering Office	5,000,000	5,000,000
Region II - Cagayan Valley	130,840,000	130,840,000
Cagayan 1st District Engineering Office	18,000,000	18,000,000
Isabela 1st District Engineering Office	35,840,000	35,840,000
Nueva Vizcaya 2nd District Engineering Office	40,000,000	40,000,000
Nueva Vizcaya District Engineering Office	37,000,000	37,000,000
Region IVA - CALABARZON	47,800,000	47,800,000
Batangas 1st District Engineering Office	30,000,000	30,000,000
Batangas 2nd District Engineering Office	2,800,000	2,800,000
Cavite Third District Engineering Office	15,000,000	15,000,000
Region IVB - MIMAROPA	49,000,000	49,000,000
Mindoro Occidental District Engineering Office	10,000,000	10,000,000
Palawan 1st District Engineering Office	27,000,000	27,000,000
Palawan 3rd District Engineering Office	12,000,000	12,000,000
Region V - Bicol	81,800,000	81,800,000
Albay 3rd District Engineering Office	5,000,000	5,000,000
Camarines Norte District Engineering Office	36,000,000	36,000,000
Camarines Sur 4th District Engineering Office	8,800,000	8,800,000

Catanduanes District Engineering Office	25,000,000	25,000,000
Masbate 1st District Engineering Office	7,000,000	7,000,000
Region VI - Western Visayas	<u>380,355,000</u>	<u>380,355,000</u>
Antique District Engineering Office	201,000,000	201,000,000
Guimaras District Engineering Office	92,000,000	92,000,000
Iloilo 2nd District Engineering Office	24,355,000	24,355,000
Iloilo 4th District Engineering Office	51,000,000	51,000,000
Iloilo City District Engineering Office	1,000,000	1,000,000
Negros Occidental 1st District Engineering Office	11,000,000	11,000,000
Region VII - Central Visayas	<u>96,200,000</u>	<u>96,200,000</u>
Cebu City District Engineering Office	80,600,000	80,600,000
Negros Oriental 1st District Engineering Office	4,600,000	4,600,000
Negros Oriental 2nd District Engineering Office	11,000,000	11,000,000
Region VIII - Eastern Visayas	<u>148,125,000</u>	<u>148,125,000</u>
Biliran District Engineering Office	15,000,000	15,000,000
Eastern Samar District Engineering Office	99,000,000	99,000,000
Leyte 3rd District Engineering Office	15,000,000	15,000,000
Leyte 5th District Engineering Office	12,125,000	12,125,000
Northern Samar 1st District Engineering Office	7,000,000	7,000,000
Region IX - Zamboanga Peninsula	<u>43,200,000</u>	<u>43,200,000</u>
Zamboanga City District Engineering Office	27,000,000	27,000,000

Zamboanga del Norte 3rd District Engineering Office	6,000,000	6,000,000
Zamboanga Sibugay 2nd District Engineering Office	10,200,000	10,200,000
Region X - Northern Mindanao	88,741,000	88,741,000
Bukidnon 1st District Engineering Office	10,000,000	10,000,000
Bukidnon 2nd District Engineering Office	16,000,000	16,000,000
Lanao del Norte 1st District Engineering Office	6,781,000	6,781,000
Lanao del Norte 2nd District Engineering Office	39,460,000	39,460,000
Misamis Oriental 1st District Engineering Office	14,000,000	14,000,000
Misamis Oriental 2nd District Engineering Office	2,500,000	2,500,000
Region XI - Davao	23,000,000	23,000,000
Davao Oriental 1st District Engineering Office	23,000,000	23,000,000
Region XII - SOCCSKSARGEN	21,800,000	21,800,000
Cotabato 1st District Engineering Office	6,000,000	6,000,000
Cotabato 2nd District Engineering Office	5,000,000	5,000,000
Sultan Kudarat 2nd District Engineering Office	10,800,000	10,800,000
Region XIII - Caraga	55,000,000	55,000,000
Agusan del Sur 2nd District Engineering Office	50,000,000	50,000,000
Surigao del Sur 1st District District Engineering Office	5,000,000	5,000,000
Widening of Permanent Bridges	13,305,436,000	13,305,436,000
Widening of Permanent Bridges	13,305,436,000	13,305,436,000
National Capital Region (NCR)	7,770,054,000	7,770,054,000
Central Office	7,770,054,000	7,770,054,000
Region I - Ilocos	364,455,000	364,455,000

Ilocos Norte 1st District Engineering Office	94,800,000	94,800,000
Ilocos Norte 2nd District Engineering Office	29,600,000	29,600,000
La Union 2nd District Engineering Office	88,200,000	88,200,000
Pangasinan 2nd District Engineering Office	117,355,000	117,355,000
Pangasinan 3rd District Engineering Office	34,500,000	34,500,000
Cordillera Administrative Region (CAR)	136,750,000	136,750,000
Lower Kalinga District Engineering Office	136,750,000	136,750,000
Region II - Cagayan Valley	292,690,000	292,690,000
Cagayan 2nd District Engineering Office	39,000,000	39,000,000
Isabela 1st District Engineering Office	40,000,000	40,000,000
Isabela 2nd District Engineering Office	50,000,000	50,000,000
Isabela 4th District Engineering Office	41,790,000	41,790,000
Nueva Vizcaya 2nd District Engineering Office	65,000,000	65,000,000
Quirino District Engineering Office	56,900,000	56,900,000
Region III - Central Luzon	112,280,000	112,280,000
Bataan 1st District Engineering Office	29,580,000	29,580,000
Bataan 2nd District Engineering Office	6,000,000	6,000,000
Bulacan 2nd District Engineering Office	20,000,000	20,000,000
Nueva Ecija 1st District Engineering Office	45,000,000	45,000,000
Zambales 1st District Engineering Office	11,700,000	11,700,000
Region IVA - CALABARZON	296,120,000	296,120,000

Cavite 2nd District Engineering Office	30,000,000	30,000,000
Cavite Third District Engineering Office	20,000,000	20,000,000
Quezon 1st District Engineering Office	43,000,000	43,000,000
Quezon 2nd District Engineering Office	153,120,000	153,120,000
Rizal 2nd District Engineering Office	50,000,000	50,000,000
Region IVB - MIMAROPA	534,645,000	534,645,000
Marinduque District Engineering Office	10,000,000	10,000,000
Mindoro Occidental District Engineering Office	18,000,000	18,000,000
Palawan 1st District Engineering Office	178,000,000	178,000,000
Palawan 2nd District Engineering Office	186,800,000	186,800,000
Southern Mindoro District Engineering Office	141,845,000	141,845,000
Region V - Bicol	452,719,000	452,719,000
Albay 1st District Engineering Office	22,000,000	22,000,000
Camarines Norte District Engineering Office	42,000,000	42,000,000
Camarines Sur 1st District Engineering Office	17,000,000	17,000,000
Camarines Sur 2nd District Engineering Office	110,000,000	110,000,000
Camarines Sur 4th District Engineering Office	30,800,000	30,800,000
Camarines Sur 5th District Engineering Office	153,000,000	153,000,000
Masbate 2nd District Engineering Office	32,919,000	32,919,000
Masbate 3rd District Engineering Office	45,000,000	45,000,000
Region VI - Western Visayas	192,469,000	192,469,000

Bacolod City District Engineering Office	92,000,000	92,000,000
Capiz 1st District Engineering Office	39,760,000	39,760,000
Iloilo 2nd District Engineering Office	33,500,000	33,500,000
Negros Occidental 2nd District Engineering Office	14,209,000	14,209,000
Negros Occidental 3rd District Engineering Office	13,000,000	13,000,000
Region VII - Central Visayas	<u>517,738,000</u>	<u>517,738,000</u>
Cebu 2nd District Engineering Office	122,100,000	122,100,000
Negros Oriental 1st District Engineering Office	184,450,000	184,450,000
Negros Oriental 2nd District Engineering Office	211,188,000	211,188,000
Region VIII - Eastern Visayas	<u>1,057,536,000</u>	<u>1,057,536,000</u>
Leyte 1st District Engineering Office	201,170,000	201,170,000
Leyte 2nd District Engineering Office	30,000,000	30,000,000
Leyte 3rd District Engineering Office	97,196,000	97,196,000
Leyte 4th District Engineering Office	98,000,000	98,000,000
Leyte 5th District Engineering Office	278,170,000	278,170,000
Northern Samar 1st District Engineering Office	53,000,000	53,000,000
Samar 1st District Engineering Office	167,000,000	167,000,000
Samar 2nd District Engineering Office	40,000,000	40,000,000
Southern Leyte District Engineering Office	85,000,000	85,000,000
Tacloban City District Engineering Office	8,000,000	8,000,000
Region IX - Zamboanga Peninsula	<u>497,120,000</u>	<u>497,120,000</u>

GENERAL APPROPRIATIONS ACT, FY 2023

Zamboanga del Norte 2nd District Engineering Office	171,430,000	171,430,000
Zamboanga del Norte 3rd District Engineering Office	139,830,000	139,830,000
Zamboanga Sibugay 1st District Engineering Office	77,860,000	77,860,000
Zamboanga Sibugay 2nd District Engineering Office	108,000,000	108,000,000
Region X - Northern Mindanao	<u>600,750,000</u>	<u>600,750,000</u>
Bukidnon 1st District Engineering Office	104,000,000	104,000,000
Bukidnon 2nd District Engineering Office	76,800,000	76,800,000
Bukidnon 3rd District Engineering Office	45,750,000	45,750,000
Camiguin District Engineering Office	55,000,000	55,000,000
Misamis Oriental 1st District Engineering Office	294,200,000	294,200,000
Misamis Oriental 2nd District Engineering Office	25,000,000	25,000,000
Region XI - Davao	<u>181,068,000</u>	<u>181,068,000</u>
Davao del Sur District Engineering Office	15,000,000	15,000,000
Davao Oriental 1st District Engineering Office	166,068,000	166,068,000
Region XII - SOCCSKSARGEN	<u>206,542,000</u>	<u>206,542,000</u>
Sarangani District Engineering Office	28,350,000	28,350,000
South Cotabato 1st District Engineering Office	33,000,000	33,000,000
South Cotabato 2nd District Engineering Office	28,000,000	28,000,000
Sultan Kudarat 1st District Engineering Office	47,900,000	47,900,000
Sultan Kudarat 2nd District Engineering Office	69,292,000	69,292,000
Region XIII - Caraga	<u>92,500,000</u>	<u>92,500,000</u>

Agusan del Norte District Engineering Office	57,000,000	57,000,000
Butuan City District Engineering Office	12,500,000	12,500,000
Surigao del Norte 2nd District Engineering Office	23,000,000	23,000,000
Construction of New Bridges	<u>1,677,226,000</u>	<u>1,677,226,000</u>
Construction of New Permanent Bridges	<u>1,677,226,000</u>	<u>1,677,226,000</u>
National Capital Region (NCR)	<u>1,027,886,000</u>	<u>1,027,886,000</u>
Central Office	1,027,886,000	1,027,886,000
Region I - Ilocos	<u>33,000,000</u>	<u>33,000,000</u>
Ilocos Sur 2nd District Engineering Office	15,000,000	15,000,000
La Union 1st District Engineering Office	18,000,000	18,000,000
Region II - Cagayan Valley	<u>41,000,000</u>	<u>41,000,000</u>
Cagayan 2nd District Engineering Office	41,000,000	41,000,000
Region IVB - MIMAROPA	<u>124,500,000</u>	<u>124,500,000</u>
Mindoro Occidental District Engineering Office	50,000,000	50,000,000
Palawan 2nd District Engineering Office	74,500,000	74,500,000
Region V - Bicol	<u>180,000,000</u>	<u>180,000,000</u>
Albay 1st District Engineering Office	80,000,000	80,000,000
Camarines Norte District Engineering Office	35,000,000	35,000,000
Catanduanes District Engineering Office	35,000,000	35,000,000
Masbate 2nd District Engineering Office	30,000,000	30,000,000
Region VIII - Eastern Visayas	<u>40,000,000</u>	<u>40,000,000</u>
Leyte 4th District Engineering Office	40,000,000	40,000,000
Region IX - Zamboanga Peninsula	<u>200,840,000</u>	<u>200,840,000</u>
Zamboanga del Sur 2nd District Engineering Office	200,840,000	200,840,000

Region XII - SOCCSKSARGEN	<u>30,000,000</u>	<u>30,000,000</u>
South Cotabato 2nd District Engineering Office	30,000,000	30,000,000
FLOOD MANAGEMENT PROGRAM	<u>182,989,695,000</u>	<u>182,989,695,000</u>
Construction/ Maintenance of Flood Mitigation Structures and Drainage Systems	<u>115,423,826,000</u>	<u>115,423,826,000</u>
Construction/ Maintenance of Flood Mitigation Structures and Drainage Systems	<u>115,423,826,000</u>	<u>115,423,826,000</u>
National Capital Region (NCR)	<u>91,722,170,000</u>	<u>91,722,170,000</u>
Central Office	86,872,244,000	86,872,244,000
Las Piñas-Muntinlupa District Engineering Office	436,862,000	436,862,000
Malabon-Navotas District Engineering Office	363,972,000	363,972,000
Metro Manila 1st District Engineering Office	1,011,945,000	1,011,945,000
Metro Manila 2nd District Engineering Office	223,500,000	223,500,000
Metro Manila 3rd District Engineering Office	662,676,000	662,676,000
North Manila District Engineering Office	606,483,000	606,483,000
Quezon City 1st District Engineering Office	680,000,000	680,000,000
Quezon City 2nd District Engineering Office	644,145,000	644,145,000
South Manila District Engineering Office	220,343,000	220,343,000
Region I - Ilocos	<u>3,258,850,000</u>	<u>3,258,850,000</u>
Ilocos Norte 1st District Engineering Office	780,000,000	780,000,000
Ilocos Norte 2nd District Engineering Office	136,200,000	136,200,000
Ilocos Sur 1st District Engineering Office	260,000,000	260,000,000
Ilocos Sur 2nd District Engineering Office	471,000,000	471,000,000

La Union 1st District Engineering Office	34,163,000	34,163,000
La Union 2nd District Engineering Office	50,000,000	50,000,000
Pangasinan 2nd District Engineering Office	307,487,000	307,487,000
Pangasinan 3rd District Engineering Office	240,000,000	240,000,000
Pangasinan 4th District Engineering Office	980,000,000	980,000,000
Cordillera Administrative Region (CAR)	176,480,000	176,480,000
Apayao 1st District Engineering Office	50,000,000	50,000,000
Ifugao 1st District Engineering Office	103,480,000	103,480,000
Upper Kalinga District Engineering Office	23,000,000	23,000,000
Region II - Cagayan Valley	2,279,501,000	2,279,501,000
Batanes District Engineering Office	112,450,000	112,450,000
Cagayan 1st District Engineering Office	150,000,000	150,000,000
Cagayan 2nd District Engineering Office	128,907,000	128,907,000
Cagayan 3rd District Engineering Office	398,144,000	398,144,000
Isabela 1st District Engineering Office	300,000,000	300,000,000
Isabela 4th District Engineering Office	565,000,000	565,000,000
Nueva Vizcaya 2nd District Engineering Office	125,000,000	125,000,000
Nueva Vizcaya District Engineering Office	450,000,000	450,000,000
Quirino District Engineering Office	50,000,000	50,000,000
Region III - Central Luzon	3,208,445,000	3,208,445,000
Bataan 1st District Engineering Office	350,000,000	350,000,000
Bulacan 1st District Engineering Office	647,250,000	647,250,000
Bulacan 2nd District Engineering Office	120,000,000	120,000,000
Nueva Ecija 1st District Engineering Office	373,615,000	373,615,000

Nueva Ecija 2nd District Engineering Office	50,000,000	50,000,000
Pampanga 1st District Engineering Office	77,000,000	77,000,000
Pampanga 2nd District Engineering Office	210,000,000	210,000,000
Pampanga 3rd District Engineering Office	689,000,000	689,000,000
Tarlac 2nd District Engineering Office	277,000,000	277,000,000
Tarlac District Engineering Office	215,000,000	215,000,000
Zambales 1st District Engineering Office	150,000,000	150,000,000
Zambales 2nd District Engineering Office	49,580,000	49,580,000
Region IVA - CALABARZON	<u>2,945,441,000</u>	<u>2,945,441,000</u>
Batangas 2nd District Engineering Office	202,648,000	202,648,000
Batangas 3rd District Engineering Office	30,000,000	30,000,000
Batangas 4th District Engineering Office	165,000,000	165,000,000
Cavite 2nd District Engineering Office	10,000,000	10,000,000
Cavite District Engineering Office	680,373,000	680,373,000
Cavite Third District Engineering Office	90,000,000	90,000,000
Laguna 1st District Engineering Office	100,000,000	100,000,000
Laguna 2nd District Engineering Office	512,420,000	512,420,000
Quezon 2nd District Engineering Office	50,000,000	50,000,000
Quezon 4th District Engineering Office	230,000,000	230,000,000
Rizal 1st District Engineering Office	775,000,000	775,000,000
Rizal 2nd District Engineering Office	100,000,000	100,000,000

Region IVB - MIMAROPA	<u>1,802,988,000</u>	<u>1,802,988,000</u>
Marinduque District Engineering Office	348,000,000	348,000,000
Mindoro Occidental District Engineering Office	234,000,000	234,000,000
Mindoro Oriental District Engineering Office	313,988,000	313,988,000
Palawan 1st District Engineering Office	37,000,000	37,000,000
Palawan 2nd District Engineering Office	150,000,000	150,000,000
Romblon District Engineering Office	620,000,000	620,000,000
Southern Mindoro District Engineering Office	100,000,000	100,000,000
Region V - Bicol	<u>1,852,000,000</u>	<u>1,852,000,000</u>
Albay 1st District Engineering Office	272,000,000	272,000,000
Albay 2nd District Engineering Office	105,000,000	105,000,000
Camarines Norte District Engineering Office	92,000,000	92,000,000
Camarines Sur 1st District Engineering Office	50,000,000	50,000,000
Camarines Sur 2nd District Engineering Office	100,000,000	100,000,000
Camarines Sur 3rd District Engineering Office	200,000,000	200,000,000
Catanduanes District Engineering Office	50,000,000	50,000,000
Masbate 1st District Engineering Office	120,000,000	120,000,000
Masbate 2nd District Engineering Office	225,000,000	225,000,000
Masbate 3rd District Engineering Office	352,000,000	352,000,000
Sorsogon 2nd District Engineering Office	166,000,000	166,000,000
Sorsogon District Engineering Office	120,000,000	120,000,000

Region VI - Western Visayas	<u>1,378,000,000</u>	<u>1,378,000,000</u>
Aklan District Engineering Office	210,000,000	210,000,000
Bacolod City District Engineering Office	502,000,000	502,000,000
Guimaras District Engineering Office	100,000,000	100,000,000
Iloilo 1st District Engineering Office	220,000,000	220,000,000
Iloilo 2nd District Engineering Office	230,000,000	230,000,000
Iloilo City District Engineering Office	20,000,000	20,000,000
Negros Occidental 1st District Engineering Office	66,000,000	66,000,000
Negros Occidental 4th District Engineering Office	30,000,000	30,000,000
Region VII - Central Visayas	<u>1,549,818,000</u>	<u>1,549,818,000</u>
Bohol 1st District Engineering Office	95,000,000	95,000,000
Bohol 2nd District Engineering Office	220,000,000	220,000,000
Cebu 1st District Engineering Office	25,740,000	25,740,000
Cebu 2nd District Engineering Office	15,000,000	15,000,000
Cebu 3rd District Engineering Office	111,000,000	111,000,000
Cebu 4th District Engineering Office	215,000,000	215,000,000
Cebu 6th District Engineering Office	95,000,000	95,000,000
Cebu 7th District Engineering Office	353,400,000	353,400,000
Cebu City District Engineering Office	105,000,000	105,000,000
Negros Oriental 1st District Engineering Office	30,000,000	30,000,000
Negros Oriental 2nd District Engineering Office	100,000,000	100,000,000

Negros Oriental 3rd District Engineering Office	141,678,000	141,678,000
Siquijor District Engineering Office	43,000,000	43,000,000
Region VIII - Eastern Visayas	<u>1,547,740,000</u>	<u>1,547,740,000</u>
Biliran District Engineering Office	305,000,000	305,000,000
Leyte 1st District Engineering Office	617,830,000	617,830,000
Leyte 2nd District Engineering Office	46,000,000	46,000,000
Leyte 3rd District Engineering Office	235,000,000	235,000,000
Leyte 4th District Engineering Office	23,000,000	23,000,000
Leyte 5th District Engineering Office	86,000,000	86,000,000
Northern Samar 1st District Engineering Office	47,160,000	47,160,000
Northern Samar 2nd District Engineering Office	68,750,000	68,750,000
Southern Leyte District Engineering Office	50,000,000	50,000,000
Tacloban City District Engineering Office	69,000,000	69,000,000
Region IX - Zamboanga Peninsula	<u>1,662,000,000</u>	<u>1,662,000,000</u>
Isabela City District Engineering Office	50,000,000	50,000,000
Zamboanga City District Engineering Office	552,000,000	552,000,000
Zamboanga del Norte 4th District Engineering Office	125,000,000	125,000,000
Zamboanga del Sur 1st District Engineering Office	435,000,000	435,000,000
Zamboanga del Sur 2nd District Engineering Office	450,000,000	450,000,000
Zamboanga Sibugay 1st District Engineering Office	50,000,000	50,000,000

Region X - Northern Mindanao	999,393,000	999,393,000
Bukidnon 1st District Engineering Office	100,000,000	100,000,000
Bukidnon 2nd District Engineering Office	30,000,000	30,000,000
Bukidnon 3rd District Engineering Office	76,490,000	76,490,000
Cagayan de Oro City 1st District Engineering Office	145,000,000	145,000,000
Cagayan de Oro City 2nd District Engineering Office	50,000,000	50,000,000
Camiguin District Engineering Office	147,903,000	147,903,000
Lanao del Norte 2nd District Engineering Office	50,000,000	50,000,000
Misamis Occidental District Engineering Office	100,000,000	100,000,000
Misamis Occidental 2nd District Engineering Office	250,000,000	250,000,000
Misamis Oriental 1st District Engineering Office	50,000,000	50,000,000
Region XI - Davao	404,000,000	404,000,000
Davao City 2nd District Engineering Office	25,000,000	25,000,000
Davao City District Engineering Office	20,000,000	20,000,000
Davao De Oro 1st District Engineering Office	35,000,000	35,000,000
Davao De Oro 2nd District Engineering Office	100,000,000	100,000,000
Davao Oriental 1st District Engineering Office	94,000,000	94,000,000
Davao Oriental 2nd District Engineering Office	130,000,000	130,000,000
Region XII - SOCCSKSARGEN	370,000,000	370,000,000
Cotabato 2nd District Engineering Office	30,000,000	30,000,000
South Cotabato 2nd District Engineering Office	40,000,000	40,000,000

Sultan Kudarat 1st District Engineering Office	200,000,000	200,000,000
Sultan Kudarat 2nd District Engineering Office	100,000,000	100,000,000
Region XIII - Caraga	<u>267,000,000</u>	<u>267,000,000</u>
Agusan del Norte District Engineering Office	100,000,000	100,000,000
Dinagat Islands District Engineering Office	37,000,000	37,000,000
Surigao del Norte 1st District Engineering Office	80,000,000	80,000,000
Surigao del Norte 2nd District Engineering Office	50,000,000	50,000,000
Construction/ Rehabilitation of Flood Mitigation Facilities within Major River Basins and Principal Rivers	<u>67,565,869,000</u>	<u>67,565,869,000</u>
Construction/ Rehabilitation of Flood Mitigation Facilities within Major River Basins and Principal Rivers	<u>67,565,869,000</u>	<u>67,565,869,000</u>
National Capital Region (NCR)	<u>55,819,758,000</u>	<u>55,819,758,000</u>
Central Office	55,769,758,000	55,769,758,000
Metro Manila 1st District Engineering Office	50,000,000	50,000,000
Region I - Ilocos	<u>1,103,500,000</u>	<u>1,103,500,000</u>
Ilocos Norte 1st District Engineering Office	275,000,000	275,000,000
Ilocos Sur 2nd District Engineering Office	100,000,000	100,000,000
La Union 1st District Engineering Office	100,000,000	100,000,000
La Union 2nd District Engineering Office	156,500,000	156,500,000
Pangasinan 3rd District Engineering Office	305,000,000	305,000,000
Pangasinan 4th District Engineering Office	167,000,000	167,000,000
Cordillera Administrative Region (CAR)	<u>452,000,000</u>	<u>452,000,000</u>
Apayao 1st District Engineering Office	125,000,000	125,000,000
Baguio City District Engineering Office	50,000,000	50,000,000
Lower Kalinga District Engineering Office	50,000,000	50,000,000
Mountain Province First District Engineering Office	150,000,000	150,000,000
Upper Kalinga District Engineering Office	77,000,000	77,000,000

Region II - Cagayan Valley	2,401,194,000	2,401,194,000
Batanes District Engineering Office	71,000,000	71,000,000
Cagayan 1st District Engineering Office	465,000,000	465,000,000
Cagayan 2nd District Engineering Office	179,380,000	179,380,000
Cagayan 3rd District Engineering Office	100,000,000	100,000,000
Isabela 1st District Engineering Office	650,000,000	650,000,000
Isabela 3rd District Engineering Office	837,522,000	837,522,000
Nueva Vizcaya District Engineering Office	98,292,000	98,292,000
Region III - Central Luzon	2,028,902,000	2,028,902,000
Bataan 1st District Engineering Office	59,300,000	59,300,000
Bataan 2nd District Engineering Office	120,000,000	120,000,000
Bulacan 1st District Engineering Office	519,750,000	519,750,000
Bulacan 2nd District Engineering Office	457,852,000	457,852,000
Nueva Ecija 1st District Engineering Office	150,000,000	150,000,000
Nueva Ecija 2nd District Engineering Office	30,000,000	30,000,000
Pampanga 3rd District Engineering Office	50,000,000	50,000,000
Tarlac District Engineering Office	450,000,000	450,000,000
Tarlac 2nd District Engineering Office	97,000,000	97,000,000
Zambales 1st District Engineering Office	95,000,000	95,000,000
Region IVA - CALABARZON	511,933,000	511,933,000
Batangas 2nd District Engineering Office	217,072,000	217,072,000
Batangas 4th Engineering Office	50,000,000	50,000,000
Cavite District Engineering Office	50,000,000	50,000,000
Cavite Third District Engineering Office	89,861,000	89,861,000
Quezon 2nd District Engineering Office	50,000,000	50,000,000
Quezon 4th District Engineering Office	55,000,000	55,000,000
Region IVB - MIMAROPA	565,500,000	565,500,000
Mindoro Occidental District Engineering Office	460,000,000	460,000,000

Palawan 1st District Engineering Office	20,500,000	20,500,000
Palawan 2nd District Engineering Office	35,000,000	35,000,000
Southern Mindoro District Engineering Office	50,000,000	50,000,000
Region V - Bicol	<u>175,000,000</u>	<u>175,000,000</u>
Albay 2nd District Engineering Office	75,000,000	75,000,000
Camarines Sur 2nd District Engineering Office	100,000,000	100,000,000
Region VI - Western Visayas	<u>881,394,000</u>	<u>881,394,000</u>
Aklan District Engineering Office	428,000,000	428,000,000
Capiz 2nd District Engineering Office	333,394,000	333,394,000
Iloilo 2nd District Engineering Office	120,000,000	120,000,000
Region VII - Central Visayas	<u>1,872,238,000</u>	<u>1,872,238,000</u>
Bohol 2nd District Engineering Office	240,000,000	240,000,000
Cebu 2nd District Engineering Office	35,000,000	35,000,000
Cebu 3rd District Engineering Office	269,000,000	269,000,000
Cebu 5th District Engineering Office	150,000,000	150,000,000
Cebu 6th District Engineering Office	148,238,000	148,238,000
Cebu City District Engineering Office	235,000,000	235,000,000
Negros Oriental 1st District Engineering Office	90,000,000	90,000,000
Negros Oriental 2nd District Engineering Office	275,000,000	275,000,000
Negros Oriental 3rd District Engineering Office	430,000,000	430,000,000
Region VIII - Eastern Visayas	<u>210,250,000</u>	<u>210,250,000</u>
Leyte 1st District Engineering Office	150,000,000	150,000,000
Samar 1st District Engineering Office	20,000,000	20,000,000
Tacloban City District Engineering Office	40,250,000	40,250,000
Region IX - Zamboanga Peninsula	<u>265,000,000</u>	<u>265,000,000</u>
Zamboanga del Norte 4th District Engineering Office	45,000,000	45,000,000
Zamboanga del Sur 1st District Engineering Office	20,000,000	20,000,000

Zamboanga Sibugay 1st District Engineering Office	200,000,000	200,000,000
Region X - Northern Mindanao	<u>50,000,000</u>	<u>50,000,000</u>
Lanao del Norte 2nd District Engineering Office	50,000,000	50,000,000
Region XI - Davao	<u>301,700,000</u>	<u>301,700,000</u>
Davao City 2nd District Engineering Office	150,000,000	150,000,000
Davao de Oro 2nd District Engineering Office	31,700,000	31,700,000
Davao del Sur District Engineering Office	40,000,000	40,000,000
Davao Oriental 1st District Engineering Office	30,000,000	30,000,000
Davao Oriental 2nd District Engineering Office	50,000,000	50,000,000
Region XII - SOCCSKSARGEN	<u>677,500,000</u>	<u>677,500,000</u>
Cotabato 2nd District Engineering Office	149,500,000	149,500,000
Cotabato 3rd District Engineering Office	41,000,000	41,000,000
Sarangani District Engineering Office	50,000,000	50,000,000
South Cotabato 2nd District Engineering Office	187,000,000	187,000,000
Sultan Kudarat 1st District Engineering Office	200,000,000	200,000,000
Sultan Kudarat 2nd District Engineering Office	50,000,000	50,000,000
Region XIII - Caraga	<u>250,000,000</u>	<u>250,000,000</u>
Agusan del Sur 2nd District Engineering Office	100,000,000	100,000,000
Butuan City District Engineering Office	50,000,000	50,000,000
Surigao del Sur 1st District Engineering Office	100,000,000	100,000,000
CONVERGENCE AND SPECIAL SUPPORT PROGRAM	<u>388,286,983,000</u>	<u>388,286,983,000</u>
Rehabilitation of Disaster-Related Infrastructure and Other Facilities (including P5,000,000,000 for the rehabilitation/repair/constructions of damaged bridges and P5,000,000,000 for damaged school buildings)	<u>11,000,000,000</u>	<u>11,000,000,000</u>

National Capital Region (NCR)	<u>11,000,000,000</u>	<u>11,000,000,000</u>
Central Office	11,000,000,000	11,000,000,000
Construction/ Improvement of Access Roads leading to Airports	<u>1,344,400,000</u>	<u>1,344,400,000</u>
Construction/ Improvement of Access Roads leading to Airports	<u>1,344,400,000</u>	<u>1,344,400,000</u>
National Capital Region (NCR)	<u>1,186,900,000</u>	<u>1,186,900,000</u>
Central Office	1,186,900,000	1,186,900,000
Region II - Cagayan Valley	<u>83,500,000</u>	<u>83,500,000</u>
Batanes District Engineering Office	46,000,000	46,000,000
Cagayan 1st District Engineering Office	2,500,000	2,500,000
Isabela 3rd District Engineering Office	35,000,000	35,000,000
Region IVB - MIMAROPA	<u>40,000,000</u>	<u>40,000,000</u>
Palawan 1st District Engineering Office	25,000,000	25,000,000
Southern Mindoro District Engineering Office	15,000,000	15,000,000
Region VII - Central Visayas	<u>5,000,000</u>	<u>5,000,000</u>
Bohol 1st District Engineering Office	5,000,000	5,000,000
Region XII - SOCCSKSARGEN	<u>29,000,000</u>	<u>29,000,000</u>
Cotabato 3rd District Engineering Office	29,000,000	29,000,000
Construction/ Improvement of Access Roads Leading to Seaports	<u>1,547,114,000</u>	<u>1,547,114,000</u>
Construction/ Improvement of Access Roads Leading to Seaports	<u>1,547,114,000</u>	<u>1,547,114,000</u>
National Capital Region (NCR)	<u>1,118,414,000</u>	<u>1,118,414,000</u>
Central Office	1,118,414,000	1,118,414,000
Region II - Cagayan Valley	<u>30,000,000</u>	<u>30,000,000</u>
Batanes District Engineering Office	30,000,000	30,000,000
Region III - Central Luzon	<u>20,000,000</u>	<u>20,000,000</u>
Zambales 2nd District Engineering Office	20,000,000	20,000,000
Region IVA - CALABARZON	<u>52,200,000</u>	<u>52,200,000</u>
Cavite District Engineering Office	50,000,000	50,000,000
Quezon 4th District Engineering Office	2,200,000	2,200,000

Region V - Bicol	<u>58,070,000</u>	<u>58,070,000</u>
Albay 1st District Engineering Office	10,000,000	10,000,000
Camarines Sur 2nd District Engineering Office	20,000,000	20,000,000
Catanduanes District Engineering Office	2,000,000	2,000,000
Sorsogon District Engineering Office	26,070,000	26,070,000
Region VI - Western Visayas	<u>10,000,000</u>	<u>10,000,000</u>
Capiz 1st District Engineering Office	10,000,000	10,000,000
Region VII - Central Visayas	<u>150,000,000</u>	<u>150,000,000</u>
Bohol 1st District Engineering Office	82,500,000	82,500,000
Bohol 2nd District Engineering Office	7,500,000	7,500,000
Cebu 1st District Engineering Office	5,000,000	5,000,000
Cebu 6th District Engineering Office	5,000,000	5,000,000
Cebu 7th District Engineering Office	50,000,000	50,000,000
Region VIII - Eastern Visayas	<u>60,000,000</u>	<u>60,000,000</u>
Leyte 3rd District Engineering Office	50,000,000	50,000,000
Samar 2nd District Engineering Office	10,000,000	10,000,000
Region IX - Zamboanga Peninsula	<u>25,000,000</u>	<u>25,000,000</u>
Zamboanga del Sur 2nd District Engineering Office	25,000,000	25,000,000
Region XIII - Caraga	<u>23,430,000</u>	<u>23,430,000</u>
Surigao del Norte 2nd District Engineering Office	23,430,000	23,430,000
Construction/Improvement of Access Roads leading to Declared Tourism Destinations (Tourism Road Infrastructure Program - TRIP)	<u>17,689,155,000</u>	<u>17,689,155,000</u>
Construction/Improvement of Access Roads leading to Declared Tourism Destinations (Tourism Road Infrastructure Program - TRIP)	<u>17,689,155,000</u>	<u>17,689,155,000</u>
National Capital Region (NCR)	<u>10,916,114,000</u>	<u>10,916,114,000</u>
Central Office	10,916,114,000	10,916,114,000
Region I - Ilocos	<u>243,000,000</u>	<u>243,000,000</u>
Ilocos Norte 1st District Engineering Office	108,000,000	108,000,000
Ilocos Norte 2nd District Engineering Office	35,000,000	35,000,000

Ilocos Sur 2nd District Engineering Office	15,000,000	15,000,000
Pangasinan 1st District Engineering Office	20,000,000	20,000,000
Pangasinan 2nd District Engineering Office	5,000,000	5,000,000
Pangasinan 4th District Engineering Office	60,000,000	60,000,000
Cordillera Administrative Region (CAR)	<u>505,633,000</u>	<u>505,633,000</u>
Abra District Engineering Office	37,500,000	37,500,000
Apayao 1st District Engineering Office	50,000,000	50,000,000
Apayao 2nd District Engineering Office	68,299,000	68,299,000
Benguet 1st District Engineering Office	50,000,000	50,000,000
Benguet 2nd District Engineering Office	38,000,000	38,000,000
Ifugao 2nd District Engineering Office	29,744,000	29,744,000
Ifugao 1st District Engineering Office	136,590,000	136,590,000
Lower Kalinga District Engineering Office	8,000,000	8,000,000
Mountain Province First District Engineering Office	57,500,000	57,500,000
Upper Kalinga District Engineering Office	30,000,000	30,000,000
Region II - Cagayan Valley	<u>695,113,000</u>	<u>695,113,000</u>
Batanes District Engineering Office	10,000,000	10,000,000
Cagayan 1st District Engineering Office	207,129,000	207,129,000
Cagayan 2nd District Engineering Office	131,500,000	131,500,000
Cagayan 3rd District Engineering Office	20,000,000	20,000,000
Isabela 4th District Engineering Office	20,000,000	20,000,000
Nueva Vizcaya 2nd District Engineering Office	14,000,000	14,000,000
Nueva Vizcaya District Engineering Office	42,484,000	42,484,000
Quirino District Engineering Office	250,000,000	250,000,000
Region III - Central Luzon	<u>320,140,000</u>	<u>320,140,000</u>
Aurora District Engineering Office	5,000,000	5,000,000
Bataan 1st District Engineering Office	10,000,000	10,000,000
Bataan 2nd District Engineering Office	15,000,000	15,000,000

Nueva Ecija 1st District Engineering Office	29,654,000	29,654,000
Nueva Ecija 2nd District Engineering Office	50,000,000	50,000,000
Tarlac District Engineering Office	60,486,000	60,486,000
Tarlac 2nd District Engineering Office	65,000,000	65,000,000
Zambales 1st District Engineering Office	85,000,000	85,000,000
Region IVA - CALABARZON	656,800,000	656,800,000
Batangas 3rd District Engineering Office	350,000,000	350,000,000
Laguna 3rd District Engineering Office	10,000,000	10,000,000
Quezon 1st District Engineering Office	90,000,000	90,000,000
Quezon 2nd District Engineering Office	5,000,000	5,000,000
Quezon 4th District Engineering Office	171,800,000	171,800,000
Rizal 2nd District Engineering Office	30,000,000	30,000,000
Region IVB - MIMAROPA	341,200,000	341,200,000
Mindoro Occidental District Engineering Office	30,000,000	30,000,000
Palawan 1st District Engineering Office	65,000,000	65,000,000
Palawan 2nd District Engineering Office	106,200,000	106,200,000
Romblon District Engineering Office	115,000,000	115,000,000
Southern Mindoro District Engineering Office	25,000,000	25,000,000
Region V - Bicol	462,282,000	462,282,000
Albay 1st District Engineering Office	33,000,000	33,000,000
Albay 2nd District Engineering Office	150,000,000	150,000,000
Albay 3rd District Engineering Office	15,000,000	15,000,000
Camarines Norte District Engineering Office	14,624,000	14,624,000
Camarines Sur 3rd District Engineering Office	15,000,000	15,000,000
Camarines Sur 4th District Engineering Office	31,658,000	31,658,000
Catanduanes District Engineering Office	13,000,000	13,000,000
Masbate 1st District Engineering Office	10,000,000	10,000,000
Masbate 2nd District Engineering Office	50,000,000	50,000,000

Sorsogon 2nd District Engineering Office	80,000,000	80,000,000
Sorsogon District Engineering Office	50,000,000	50,000,000
Region VI - Western Visayas	<u>579,377,000</u>	<u>579,377,000</u>
Antique District Engineering Office	48,739,000	48,739,000
Bacolod City District Engineering Office	110,000,000	110,000,000
Capiz 1st District Engineering Office	20,000,000	20,000,000
Capiz 2nd District Engineering Office	52,217,000	52,217,000
Guimaras District Engineering Office	30,000,000	30,000,000
Iloilo 1st District Engineering Office	90,000,000	90,000,000
Iloilo 2nd District Engineering Office	5,000,000	5,000,000
Iloilo 3rd District Engineering Office	18,000,000	18,000,000
Iloilo 4th District Engineering Office	10,000,000	10,000,000
Negros Occidental 1st District Engineering Office	70,000,000	70,000,000
Negros Occidental 2nd District Engineering Office	45,421,000	45,421,000
Negros Occidental 3rd District Engineering Office	80,000,000	80,000,000
Region VII - Central Visayas	<u>829,500,000</u>	<u>829,500,000</u>
Bohol 1st District Engineering Office	114,000,000	114,000,000
Bohol 2nd District Engineering Office	22,500,000	22,500,000
Bohol 3rd District Engineering Office	26,000,000	26,000,000
Cebu 1st District Engineering Office	7,500,000	7,500,000
Cebu 3rd District Engineering Office	40,000,000	40,000,000
Cebu 4th District Engineering Office	40,000,000	40,000,000
Cebu 5th District Engineering Office	100,000,000	100,000,000
Cebu 6th District Engineering Office	45,000,000	45,000,000
Cebu 7th District Engineering Office	50,000,000	50,000,000
Negros Oriental 1st District Engineering Office	30,000,000	30,000,000
Negros Oriental 2nd District Engineering Office	235,000,000	235,000,000

Negros Oriental 3rd District Engineering Office	95,000,000	95,000,000
Siquijor District Engineering Office	24,500,000	24,500,000
Region VIII - Eastern Visayas	623,150,000	623,150,000
Eastern Samar District Engineering Office	115,000,000	115,000,000
Leyte 1st District Engineering Office	50,000,000	50,000,000
Leyte 2nd District Engineering Office	36,150,000	36,150,000
Leyte 4th District Engineering Office	30,000,000	30,000,000
Leyte 5th District Engineering Office	5,000,000	5,000,000
Northern Samar 1st District Engineering Office	30,000,000	30,000,000
Northern Samar 2nd District Engineering Office	10,000,000	10,000,000
Samar 1st District Engineering Office	250,000,000	250,000,000
Samar 2nd District Engineering Office	90,000,000	90,000,000
Tacloban City District Engineering Office	7,000,000	7,000,000
Region IX - Zamboanga Peninsula	529,538,000	529,538,000
Zamboanga City District Engineering Office	50,000,000	50,000,000
Zamboanga del Norte 1st District Engineering Office	15,000,000	15,000,000
Zamboanga del Norte 2nd District Engineering Office	25,000,000	25,000,000
Zamboanga del Norte 3rd District Engineering Office	7,000,000	7,000,000
Zamboanga del Sur 1st District Engineering Office	217,500,000	217,500,000
Zamboanga del Sur 2nd District Engineering Office	95,000,000	95,000,000
Zamboanga Sibugay 1st District Engineering Office	63,900,000	63,900,000
Zamboanga Sibugay 2nd District Engineering Office	56,138,000	56,138,000
Region X - Northern Mindanao	256,090,000	256,090,000
Bukidnon 1st District Engineering Office	40,000,000	40,000,000

Bukidnon 3rd District Engineering Office	5,000,000	5,000,000
Camiguin District Engineering Office	20,000,000	20,000,000
Lanao del Norte 1st District Engineering Office	25,000,000	25,000,000
Misamis Occidental 2nd District Engineering Office	77,740,000	77,740,000
Misamis Occidental District Engineering Office	20,000,000	20,000,000
Misamis Oriental 1st District Engineering Office	22,350,000	22,350,000
Misamis Oriental 2nd District Engineering Office	46,000,000	46,000,000
Region XI - Davao	278,597,000	278,597,000
Davao City 2nd District Engineering Office	12,000,000	12,000,000
Davao City District Engineering Office	20,000,000	20,000,000
Davao de Oro 2nd District Engineering Office	37,500,000	37,500,000
Davao del Sur District Engineering Office	120,500,000	120,500,000
Davao Occidental District Engineering Office	30,000,000	30,000,000
Davao Oriental 1st District Engineering Office	43,597,000	43,597,000
Davao Oriental 2nd District Engineering Office	15,000,000	15,000,000
Region XII - SOCCSKSARGEN	244,000,000	244,000,000
Cotabato 1st District Engineering Office	10,000,000	10,000,000
Cotabato 2nd District Engineering Office	87,000,000	87,000,000
Sarangani District Engineering Office	15,000,000	15,000,000
South Cotabato 1st District Engineering Office	45,000,000	45,000,000
South Cotabato 2nd District Engineering Office	87,000,000	87,000,000
Region XIII - Caraga	208,621,000	208,621,000
Agusan del Norte District Engineering Office	10,000,000	10,000,000
Agusan del Sur 1st District Engineering Office	7,500,000	7,500,000
Agusan del Sur 2nd District Engineering Office	30,000,000	30,000,000

GENERAL APPROPRIATIONS ACT, FY 2023

Butuan City District Engineering Office	24,000,000	24,000,000
Dinagat Islands District Engineering Office	45,000,000	45,000,000
Surigao del Norte 1st District Engineering Office	43,051,000	43,051,000
Surigao del Norte 2nd District Engineering Office	21,070,000	21,070,000
Surigao del Sur 2nd District Engineering Office	28,000,000	28,000,000
Construction/Improvement of Access Roads leading to Trades, Industries and Economic Zones (Roads Leveraging Linkages for Industry and Trade Infrastructure Program - (ROLL-IT)	<u>9,355,297,000</u>	<u>9,355,297,000</u>
Construction/Improvement of Access Roads leading to Trades, Industries and Economic Zones (Roads Leveraging Linkages for Industry and Trade Infrastructure Program - (ROLL-IT)	<u>9,355,297,000</u>	<u>9,355,297,000</u>
National Capital Region (NCR)	<u>5,701,450,000</u>	<u>5,701,450,000</u>
Central Office	5,701,450,000	5,701,450,000
Region I - Ilocos	<u>91,158,000</u>	<u>91,158,000</u>
Ilocos Norte 1st District Engineering Office	15,000,000	15,000,000
Ilocos Sur 2nd District Engineering Office	54,158,000	54,158,000
La Union 2nd District Engineering Office	17,000,000	17,000,000
Pangasinan 2nd District Engineering Office	5,000,000	5,000,000
Cordillera Administrative Region (CAR)	<u>458,688,000</u>	<u>458,688,000</u>
Abra District Engineering Office	90,440,000	90,440,000
Apayao 1st District Engineering Office	38,225,000	38,225,000
Apayao 2nd District Engineering Office	40,000,000	40,000,000
Benguet 1st District Engineering Office	50,000,000	50,000,000
Benguet 2nd District Engineering Office	72,000,000	72,000,000
Lower Kalinga District Engineering Office	35,523,000	35,523,000
Mountain Province First District Engineering Office	32,500,000	32,500,000
Mountain Province 2nd District Engineering Office	50,000,000	50,000,000
Upper Kalinga District Engineering Office	50,000,000	50,000,000
Region II - Cagayan Valley	<u>571,228,000</u>	<u>571,228,000</u>
Cagayan 1st District Engineering Office	70,000,000	70,000,000

Cagayan 2nd District Engineering Office	77,500,000	77,500,000
Cagayan 3rd District Engineering Office	59,000,000	59,000,000
Isabela 3rd District Engineering Office	111,700,000	111,700,000
Isabela 4th District Engineering Office	71,803,000	71,803,000
Nueva Vizcaya 2nd District Engineering Office	41,860,000	41,860,000
Nueva Vizcaya District Engineering Office	10,000,000	10,000,000
Quirino District Engineering Office	129,365,000	129,365,000
Region III - Central Luzon	143,000,000	143,000,000
Aurora District Engineering Office	5,000,000	5,000,000
Bulacan 1st District Engineering Office	28,000,000	28,000,000
Pampanga 3rd District Engineering Office	85,000,000	85,000,000
Zambales 1st District Engineering Office	25,000,000	25,000,000
Region IVA - CALABARZON	24,000,000	24,000,000
Quezon 4th District Engineering Office	24,000,000	24,000,000
Region IVB - MIMAROPA	128,641,000	128,641,000
Palawan 1st District Engineering Office	25,000,000	25,000,000
Palawan 2nd District Engineering Office	20,000,000	20,000,000
Palawan 3rd District Engineering Office	83,641,000	83,641,000
Region V - Bicol	136,500,000	136,500,000
Albay 1st District Engineering Office	6,500,000	6,500,000
Albay 2nd District Engineering Office	100,000,000	100,000,000
Camarines Norte District Engineering Office	10,000,000	10,000,000
Camarines Sur 2nd District Engineering Office	20,000,000	20,000,000
Region VI - Western Visayas	222,000,000	222,000,000
Aklan District Engineering Office	37,000,000	37,000,000
Antique District Engineering Office	30,000,000	30,000,000
Capiz 2nd District Engineering Office	30,000,000	30,000,000
Guimaras District Engineering Office	35,000,000	35,000,000
Iloilo 2nd District Engineering Office	10,000,000	10,000,000

Iloilo 3rd District Engineering Office	80,000,000	80,000,000
Region VII - Central Visayas	449,163,000	449,163,000
Bohol 1st District Engineering Office	83,500,000	83,500,000
Bohol 2nd District Engineering Office	204,163,000	204,163,000
Bohol 3rd District Engineering Office	21,000,000	21,000,000
Cebu 3rd District Engineering Office	60,000,000	60,000,000
Cebu 4th District Engineering Office	10,000,000	10,000,000
Negros Oriental 1st District Engineering Office	60,000,000	60,000,000
Siquijor District Engineering Office	10,500,000	10,500,000
Region VIII - Eastern Visayas	120,000,000	120,000,000
Biliran District Engineering Office	120,000,000	120,000,000
Region IX - Zamboanga Peninsula	327,600,000	327,600,000
Zamboanga del Norte 1st District Engineering Office	130,000,000	130,000,000
Zamboanga del Norte 2nd District Engineering Office	25,000,000	25,000,000
Zamboanga del Norte 3rd District Engineering Office	53,000,000	53,000,000
Zamboanga del Sur 1st District Engineering Office	32,500,000	32,500,000
Zamboanga Sibugay 1st District Engineering Office	18,100,000	18,100,000
Zamboanga Sibugay 2nd District Engineering Office	69,000,000	69,000,000
Region X - Northern Mindanao	190,166,000	190,166,000
Bukidnon 1st District Engineering Office	60,000,000	60,000,000
Lanao del Norte 2nd District Engineering Office	10,000,000	10,000,000
Misamis Occidental 2nd District Engineering Office	52,166,000	52,166,000
Misamis Oriental 1st District Engineering Office	5,000,000	5,000,000
Misamis Oriental 2nd District Engineering Office	63,000,000	63,000,000

Region XI - Davao	<u>197,000,000</u>	<u>197,000,000</u>
Davao City 2nd District Engineering Office	30,000,000	30,000,000
Davao City District Engineering Office	20,000,000	20,000,000
Davao de Oro 2nd District Engineering Office	12,500,000	12,500,000
Davao del Sur District Engineering Office	79,500,000	79,500,000
Davao Oriental 1st District Engineering Office	40,000,000	40,000,000
Davao Oriental 2nd District Engineering Office	15,000,000	15,000,000
Region XII - SOCCSKSARGEN	<u>403,203,000</u>	<u>403,203,000</u>
Cotabato 1st District Engineering Office	82,000,000	82,000,000
Cotabato 2nd District Engineering Office	50,000,000	50,000,000
Cotabato 3rd District Engineering Office	95,000,000	95,000,000
Sarangani District Engineering Office	27,765,000	27,765,000
South Cotabato 2nd District Engineering Office	63,000,000	63,000,000
South Cotabato 1st District Engineering Office	25,000,000	25,000,000
Sultan Kudarat 1st District Engineering Office	60,438,000	60,438,000
Region XIII - Caraga	<u>191,500,000</u>	<u>191,500,000</u>
Agusan del Norte District Engineering Office	45,000,000	45,000,000
Agusan del Sur 1st District Engineering Office	22,500,000	22,500,000
Agusan del Sur 2nd District Engineering Office	70,000,000	70,000,000
Butuan City District Engineering Office	2,000,000	2,000,000
Dinagat Islands District Engineering Office	22,500,000	22,500,000
Surigao del Norte 2nd District Engineering Office	15,000,000	15,000,000
Surigao del Sur 1st District Engineering Office	14,500,000	14,500,000
Construction/Rehabilitation of Water Supply/ Septage and Sewerage/Rain Water Collector Systems	<u>13,122,692,000</u>	<u>13,122,692,000</u>

Construction/Rehabilitation of Water Supply/ Septage and Sewerage/Rain Water Collector Systems -	13,122,692,000	13,122,692,000
National Capital Region (NCR)	2,247,019,000	2,247,019,000
Central Office	2,247,019,000	2,247,019,000
Region I - Ilocos	695,000,000	695,000,000
Ilocos Norte 1st District Engineering Office	105,000,000	105,000,000
Ilocos Norte 2nd District Engineering Office	40,000,000	40,000,000
Ilocos Sur 1st District Engineering Office	110,000,000	110,000,000
Ilocos Sur 2nd District Engineering Office	40,000,000	40,000,000
La Union 1st District Engineering Office	80,000,000	80,000,000
La Union 2nd District Engineering Office	40,000,000	40,000,000
Pangasinan 1st District Engineering Office	80,000,000	80,000,000
Pangasinan 2nd District Engineering Office	80,000,000	80,000,000
Pangasinan 3rd District Engineering Office	80,000,000	80,000,000
Pangasinan 4th District Engineering Office	40,000,000	40,000,000
Cordillera Administrative Region (CAR)	456,173,000	456,173,000
Abra District Engineering Office	40,000,000	40,000,000
Apayao 1st District Engineering Office	30,000,000	30,000,000
Apayao 2nd District Engineering Office	10,000,000	10,000,000
Baguio City District Engineering Office	111,173,000	111,173,000
Benguet 1st District Engineering Office	50,000,000	50,000,000
Benguet 2nd District Engineering Office	70,000,000	70,000,000
Ifugao 2nd District Engineering Office	40,000,000	40,000,000
Lower Kalinga District Engineering Office	45,000,000	45,000,000
Mountain Province District Engineering Office	20,000,000	20,000,000
Mountain Province 2nd District Engineering Office	20,000,000	20,000,000
Upper Kalinga District Engineering Office	20,000,000	20,000,000
Region II - Cagayan	675,000,000	675,000,000
Batanes District Engineering Office	40,000,000	40,000,000
Cagayan 1st District Engineering Office	20,000,000	20,000,000
Cagayan 2nd District Engineering Office	70,000,000	70,000,000

Cagayan 3rd District Engineering Office	20,000,000	20,000,000
Isabela 1st District Engineering Office	90,000,000	90,000,000
Isabela 2nd District Engineering Office	80,000,000	80,000,000
Isabela 3rd District Engineering Office	110,000,000	110,000,000
Isabela 4th District Engineering Office	80,000,000	80,000,000
Nueva Vizcaya District Engineering Office	20,000,000	20,000,000
Nueva Vizcaya 2nd District Engineering Office	40,000,000	40,000,000
Quirino District Engineering Office	105,000,000	105,000,000
Region III - Central Office	<u>1,075,000,000</u>	<u>1,075,000,000</u>
Aurora District Engineering Office	75,000,000	75,000,000
Bataan 1st District Engineering Office	80,000,000	80,000,000
Bataan 2nd District Engineering Office	60,000,000	60,000,000
Bulacan 1st District Engineering Office	100,000,000	100,000,000
Bulacan 2nd District Engineering Office	180,000,000	180,000,000
Nueva Ecija 1st District Engineering Office	90,000,000	90,000,000
Nueva Ecija 2nd District Engineering Office	80,000,000	80,000,000
Pampanga 1st District Engineering Office	90,000,000	90,000,000
Pampanga 2nd District Engineering Office	30,000,000	30,000,000
Pampanga 3rd District Engineering Office	40,000,000	40,000,000
Tarlac District Engineering Office	130,000,000	130,000,000
Tarlac 2nd District Engineering Office	50,000,000	50,000,000
Zambales 1st District Engineering Office	40,000,000	40,000,000
Zambales 2nd District Engineering Office	30,000,000	30,000,000
Region IVA - CALABARZON	<u>1,360,000,000</u>	<u>1,360,000,000</u>
Batangas 1st District Engineering Office	40,000,000	40,000,000
Batangas 2nd District Engineering Office	100,000,000	100,000,000
Batangas 3rd District Engineering Office	90,000,000	90,000,000
Batangas 4th District Engineering Office	140,000,000	140,000,000
Cavite District Engineering Office	20,000,000	20,000,000
Cavite 2nd District Engineering Office	50,000,000	50,000,000

Cavite Third District Engineering Office	90,000,000	90,000,000
Laguna 1st District Engineering Office	30,000,000	30,000,000
Laguna 2nd District Engineering Office	130,000,000	130,000,000
Laguna 3rd District Engineering Office	40,000,000	40,000,000
Quezon 1st District Engineering Office	30,000,000	30,000,000
Quezon 2nd District Engineering Office	100,000,000	100,000,000
Quezon 3rd District Engineering Office	250,000,000	250,000,000
Quezon 4th District Engineering Office	70,000,000	70,000,000
Rizal 1st District Engineering Office	80,000,000	80,000,000
Rizal 2nd District Engineering Office	100,000,000	100,000,000
Region IVB - MIMAROPA	505,000,000	505,000,000
Marinduque District Engineering Office	75,000,000	75,000,000
Mindoro Occidental District Engineering Office	50,000,000	50,000,000
Mindoro Oriental District Engineering Office	80,000,000	80,000,000
Palawan 1st District Engineering Office	90,000,000	90,000,000
Palawan 2nd District Engineering Office	80,000,000	80,000,000
Palawan 3rd District Engineering Office	40,000,000	40,000,000
Romblon District Engineering Office	50,000,000	50,000,000
Southern Mindoro District Engineering Office	40,000,000	40,000,000
Region V - Bicol	1,070,000,000	1,070,000,000
Albay 1st District Engineering Office	70,000,000	70,000,000
Albay 3rd District Engineering Office	130,000,000	130,000,000
Camarines Norte District Engineering Office	40,000,000	40,000,000
Camarines Sur 1st District Engineering Office	40,000,000	40,000,000
Camarines Sur 2nd District Engineering Office	60,000,000	60,000,000
Camarines Sur 3rd District Engineering Office	40,000,000	40,000,000
Camarines Sur 4th District Engineering Office	70,000,000	70,000,000
Camarines Sur 5th District Engineering Office	60,000,000	60,000,000
Catanduanes District Engineering Office	110,000,000	110,000,000
Masbate 1st District Engineering Office	40,000,000	40,000,000

Masbate 2nd District Engineering Office	30,000,000	30,000,000
Masbate 3rd District Engineering Office	40,000,000	40,000,000
Sorsogon 2nd District Engineering Office	300,000,000	300,000,000
Sorsogon District Engineering Office	40,000,000	40,000,000
Region VI - Western Visayas	<u>770,000,000</u>	<u>770,000,000</u>
Aklan District Engineering Office	90,000,000	90,000,000
Antique District Engineering Office	70,000,000	70,000,000
Bacolod City District Engineering Office	40,000,000	40,000,000
Capiz 1st District Engineering Office	20,000,000	20,000,000
Capiz 2nd District Engineering Office	50,000,000	50,000,000
Guimaras District Engineering Office	40,000,000	40,000,000
Iloilo 1st District Engineering Office	40,000,000	40,000,000
Iloilo 2nd District Engineering Office	80,000,000	80,000,000
Iloilo 3rd District Engineering Office	40,000,000	40,000,000
Iloilo 4th District Engineering Office	40,000,000	40,000,000
Iloilo City District Engineering Office	60,000,000	60,000,000
Negros Occidental 1st District Engineering Office	80,000,000	80,000,000
Negros Occidental 2nd District Engineering Office	40,000,000	40,000,000
Negros Occidental 3rd District Engineering Office	40,000,000	40,000,000
Negros Occidental 4th District Engineering Office	40,000,000	40,000,000
Region VII - Central Visayas	<u>795,000,000</u>	<u>795,000,000</u>
Bohol 1st District Engineering Office	60,000,000	60,000,000
Bohol 2nd District Engineering Office	40,000,000	40,000,000
Bohol 3rd District Engineering Office	40,000,000	40,000,000
Cebu 1st District Engineering Office	40,000,000	40,000,000
Cebu 2nd District Engineering Office	40,000,000	40,000,000
Cebu 3rd District Engineering Office	30,000,000	30,000,000
Cebu 4th District Engineering Office	60,000,000	60,000,000
Cebu 5th District Engineering Office	40,000,000	40,000,000
Cebu 6th District Engineering Office	100,000,000	100,000,000

Cebu 7th District Engineering Office	65,000,000	65,000,000
Cebu City District Engineering Office	80,000,000	80,000,000
Negros Oriental 1st District Engineering Office	80,000,000	80,000,000
Negros Oriental 2nd District Engineering Office	40,000,000	40,000,000
Negros Oriental 3rd District Engineering Office	40,000,000	40,000,000
Siquijor District Engineering Office	40,000,000	40,000,000
Region VIII - Eastern Visayas	764,500,000	764,500,000
Biliran District Engineering Office	30,000,000	30,000,000
Eastern Samar District Engineering Office	110,000,000	110,000,000
Leyte 1st District Engineering Office	20,000,000	20,000,000
Leyte 2nd District Engineering Office	50,000,000	50,000,000
Leyte 3rd District Engineering Office	50,000,000	50,000,000
Leyte 4th District Engineering Office	50,000,000	50,000,000
Leyte 5th District Engineering Office	50,000,000	50,000,000
Northern Samar 1st District Engineering Office	144,500,000	144,500,000
Northern Samar 2nd District Engineering Office	70,000,000	70,000,000
Samar 1st District Engineering Office	40,000,000	40,000,000
Samar 2nd District Engineering Office	40,000,000	40,000,000
Southern Leyte District Engineering Office	90,000,000	90,000,000
Tacloban City District Engineering Office	20,000,000	20,000,000
Region IX - Zamboanga Peninsula	380,000,000	380,000,000
Isabela City District Engineering Office	40,000,000	40,000,000
Zamboanga City District Engineering Office	80,000,000	80,000,000
Zamboanga del Norte 1st District Engineering Office	20,000,000	20,000,000
Zamboanga del Norte 2nd District Engineering Office	70,000,000	70,000,000
Zamboanga del Norte 3rd District Engineering Office	10,000,000	10,000,000
Zamboanga del Sur 1st District Engineering Office	40,000,000	40,000,000
Zamboanga del Sur 2nd District Engineering Office	40,000,000	40,000,000
Zamboanga Sibugay 1st District Engineering Office	40,000,000	40,000,000
Zamboanga Sibugay 2nd District Engineering Office	40,000,000	40,000,000

Region X - Northern Mindanao	<u>960,000,000</u>	<u>960,000,000</u>
Bukidnon 1st District Engineering Office	50,000,000	50,000,000
Bukidnon 2nd District Engineering Office	40,000,000	40,000,000
Bukidnon 3rd District Engineering Office	60,000,000	60,000,000
Camiguin District Engineering Office	40,000,000	40,000,000
Cagayan de Oro City 1st District Engineering Office	40,000,000	40,000,000
Cagayan de Oro City 2nd District Engineering Office	290,000,000	290,000,000
Iligan City District Engineering Office	40,000,000	40,000,000
Lanao del Norte 1st District Engineering Office	30,000,000	30,000,000
Lanao del Norte 2nd District Engineering Office	40,000,000	40,000,000
Misamis Occidental District Engineering Office	40,000,000	40,000,000
Misamis Occidental 2nd District Engineering Office	50,000,000	50,000,000
Misamis Oriental 1st District Engineering Office	150,000,000	150,000,000
Misamis Oriental 2nd District Engineering Office	90,000,000	90,000,000
Region XI - Davao	<u>530,000,000</u>	<u>530,000,000</u>
Davao City District Engineering Office	60,000,000	60,000,000
Davao City 2nd District Engineering Office	40,000,000	40,000,000
Davao de Oro 1st District Engineering Office	90,000,000	90,000,000
Davao de Oro 2nd District Engineering Office	40,000,000	40,000,000
Davao del Norte District Engineering Office	50,000,000	50,000,000
Davao del Sur District Engineering Office	80,000,000	80,000,000
Davao Occidental District Engineering Office	40,000,000	40,000,000
Davao Oriental 1st District Engineering Office	90,000,000	90,000,000
Davao Oriental 2nd District Engineering Office	40,000,000	40,000,000
Region XII - SOCCSKSARGEN	<u>500,000,000</u>	<u>500,000,000</u>
Cotabato 1st District Engineering Office	40,000,000	40,000,000
Cotabato 2nd District Engineering Office	40,000,000	40,000,000

Cotabato 3rd District Engineering Office	40,000,000	40,000,000
Sarangani District Engineering Office	80,000,000	80,000,000
South Cotabato District Engineering Office	130,000,000	130,000,000
South Cotabato 2nd District Engineering Office	70,000,000	70,000,000
Sultan Kudarat 1st District Engineering Office	60,000,000	60,000,000
Sultan Kudarat 2nd District Engineering Office	40,000,000	40,000,000
Region XIII - Caraga	<u>340,000,000</u>	<u>340,000,000</u>
Agusan del Norte District Engineering Office	40,000,000	40,000,000
Agusan del Sur 1st District Engineering Office	40,000,000	40,000,000
Agusan del Sur 2nd District Engineering Office	40,000,000	40,000,000
Butuan City District Engineering Office	40,000,000	40,000,000
Dinagat Islands District Engineering Office	40,000,000	40,000,000
Surigao del Norte 1st District Engineering Office	30,000,000	30,000,000
Surigao del Norte 2nd District Engineering Office	30,000,000	30,000,000
Surigao del Sur 1st District Engineering Office	40,000,000	40,000,000
Surigao del Sur 2nd District Engineering Office	40,000,000	40,000,000
Construction/Improvement of Various Infrastructure in Support of National Security	<u>4,929,704,000</u>	<u>4,929,704,000</u>
Construction/Improvement of Various Infrastructure in Support of National Security (Tatag ng Imprastruktura para sa Kapayapaan at Seguridad Program - TIKAS)	<u>4,929,704,000</u>	<u>4,929,704,000</u>
National Capital Region (NCR)	<u>3,512,047,000</u>	<u>3,512,047,000</u>
Central Office	3,195,067,000	3,195,067,000
Metro Manila 1st District Engineering Office	142,882,000	142,882,000
Metro Manila 3rd District Engineering Office	39,000,000	39,000,000
North Manila District Engineering Office	10,000,000	10,000,000
Quezon City 2nd District Engineering Office	75,098,000	75,098,000
South Manila District Engineering Office	50,000,000	50,000,000

Region I - Ilocos	<u>93,000,000</u>	<u>93,000,000</u>
Ilocos Norte 1st District Engineering Office	63,000,000	63,000,000
Ilocos Sur 2nd District Engineering Office	30,000,000	30,000,000
Region II - Cagayan Valley	<u>91,260,000</u>	<u>91,260,000</u>
Cagayan 1st District Engineering Office	71,500,000	71,500,000
Isabela 3rd District Engineering Office	19,760,000	19,760,000
Region III - Central Luzon	<u>267,500,000</u>	<u>267,500,000</u>
Bataan 2nd District Engineering Office	15,000,000	15,000,000
Bulacan 2nd District Engineering Office	48,500,000	48,500,000
Pampanga 1st District Engineering Office	44,000,000	44,000,000
Pampanga 2nd District Engineering Office	50,000,000	50,000,000
Tarlac District Engineering Office	10,000,000	10,000,000
Tarlac 2nd District Engineering Office	60,000,000	60,000,000
Zambales 1st District Engineering Office	40,000,000	40,000,000
Region IVA - CALABARZON	<u>186,405,000</u>	<u>186,405,000</u>
Batangas 2nd District Engineering Office	20,000,000	20,000,000
Cavite 2nd District Engineering Office	20,000,000	20,000,000
Cavite District Engineering Office	30,000,000	30,000,000
Cavite 3rd District Engineering Office	64,405,000	64,405,000
Laguna 2nd District Engineering Office	50,000,000	50,000,000
Quezon 4th District Engineering Office	2,000,000	2,000,000
Region IVB - MIMAROPA	<u>55,705,000</u>	<u>55,705,000</u>
Palawan 2nd District Engineering Office	18,705,000	18,705,000
Palawan 3rd District Engineering Office	37,000,000	37,000,000
Region V - Bicol	<u>221,000,000</u>	<u>221,000,000</u>
Camarines Sur 3rd District Engineering Office	71,000,000	71,000,000
Sorsogon 2nd District Engineering Office	50,000,000	50,000,000
Sorsogon District Engineering Office	100,000,000	100,000,000
Region VI - Western Visayas	<u>28,955,000</u>	<u>28,955,000</u>
Bacolod City District Engineering Office	15,000,000	15,000,000

Negros Occidental 2nd District Engineering Office	13,955,000	13,955,000
Region VII - Central Visayas	140,000,000	140,000,000
Bohol 1st District Engineering Office	50,000,000	50,000,000
Bohol 3rd District Engineering Office	50,000,000	50,000,000
Cebu 6th District Engineering Office	5,000,000	5,000,000
Cebu City District Engineering Office	5,000,000	5,000,000
Negros Oriental 2nd District Engineering Office	30,000,000	30,000,000
Region VIII - Eastern Visayas	113,732,000	113,732,000
Leyte 1st District Engineering Office	57,032,000	57,032,000
Tacloban City District Engineering Office	56,700,000	56,700,000
Region IX - Zamboanga Peninsula	58,000,000	58,000,000
Zamboanga City District Engineering Office	53,000,000	53,000,000
Zamboanga del Norte 1st District Engineering Office	5,000,000	5,000,000
Region X - Northern Mindanao	64,600,000	64,600,000
Bukidnon 1st District Engineering Office	2,000,000	2,000,000
Bukidnon 3rd District Engineering Office	40,000,000	40,000,000
Cagayan de Oro City 1st District Engineering Office	2,600,000	2,600,000
Cagayan de Oro City 2nd District Engineering Office	20,000,000	20,000,000
Region XI - Davao	10,000,000	10,000,000
Davao City 2nd District Engineering Office	10,000,000	10,000,000
Region XIII - Caraga	87,500,000	87,500,000
Butuan City District Engineering Office	2,500,000	2,500,000
Dinagat Islands District Engineering Office	50,000,000	50,000,000
Surigao del Sur 1st District Engineering Office	35,000,000	35,000,000
Construction/Improvement of Access Roads leading to Railway Stations (Kalsada Tungo sa Paliparan, Riles at Daungan Program - KATUPARAN)	68,032,000	68,032,000

Construction/Improvement of Access Roads leading to Railway Stations (Kalsada Tungo sa Paliparan, Riles at Daungan Program - KATUPARAN)	<u>68,032,000</u>	<u>68,032,000</u>
National Capital Region	<u>7,733,000</u>	<u>7,733,000</u>
Central Office	7,733,000	7,733,000
Region III - Central Luzon	<u>15,000,000</u>	<u>15,000,000</u>
Bulacan 1st District Engineering Office	15,000,000	15,000,000
Region V - Bicol	<u>45,299,000</u>	<u>45,299,000</u>
Camarines Sur 3rd District Engineering Office	45,299,000	45,299,000
Construction/Rehabilitation/Improvement of Facilities for Persons with Disabilities (PWD) and Elderlies/Senior Citizens, including Gender-Responsive Facilities	<u>224,188,000</u>	<u>224,188,000</u>
Construction/Rehabilitation/Improvement of Facilities for Persons with Disabilities (PWD) and Elderlies/Senior Citizens, including Gender-Responsive Facilities	<u>224,188,000</u>	<u>224,188,000</u>
National Capital Region (NCR)	<u>224,188,000</u>	<u>224,188,000</u>
Central Office	224,188,000	224,188,000
Special Road Fund - Motor Vehicle User's Charge (MVUC) as per R.A. 11239	<u>21,231,216,000</u>	<u>21,231,216,000</u>
Special Road Fund - Motor Vehicle User's Charge (MVUC) as per R.A. 11239	<u>21,231,216,000</u>	<u>21,231,216,000</u>
National Capital Region (NCR)	<u>17,779,202,000</u>	<u>17,779,202,000</u>
Central Office	17,379,002,000	17,379,002,000
Metro Manila 3rd District Engineering Office	351,200,000	351,200,000
Quezon City 2nd District Engineering Office	36,000,000	36,000,000
South Manila District Engineering Office	13,000,000	13,000,000
Region I - Ilocos	<u>455,000,000</u>	<u>455,000,000</u>
Ilocos Norte 1st District Engineering Office	275,000,000	275,000,000
Ilocos Norte 2nd District Engineering Office	60,000,000	60,000,000
La Union 2nd District Engineering Office	75,000,000	75,000,000
Pangasinan 3rd District Engineering Office	45,000,000	45,000,000
Cordillera Administrative Region	<u>65,000,000</u>	<u>65,000,000</u>
Abra District Engineering Office	50,000,000	50,000,000
Lower Kalinga District Engineering Office	15,000,000	15,000,000

Region II - Cagayan Valley	<u>5,000,000</u>	<u>5,000,000</u>
Cagayan 3rd District Engineering Office	5,000,000	5,000,000
Region III - Central Luzon	<u>346,750,000</u>	<u>346,750,000</u>
Aurora District Engineering Office	30,000,000	30,000,000
Bataan 1st District Engineering Office	5,000,000	5,000,000
Bulacan 1st District Engineering Office	50,000,000	50,000,000
Bulacan 2nd District Engineering Office	10,000,000	10,000,000
Pampanga 1st District Engineering Office	10,000,000	10,000,000
Tarlac District Engineering Office	100,000,000	100,000,000
Zambales 1st District Engineering Office	60,000,000	60,000,000
Zambales 2nd District Engineering Office	81,750,000	81,750,000
Region IVA - CALABARZON	<u>716,500,000</u>	<u>716,500,000</u>
Batangas 1st District Engineering Office	361,000,000	361,000,000
Batangas 2nd District Engineering Office	15,000,000	15,000,000
Batangas 3rd District Engineering Office	6,000,000	6,000,000
Batangas 4th District Engineering Office	64,000,000	64,000,000
Cavite District Engineering Office	67,000,000	67,000,000
Cavite 2nd District Engineering Office	40,000,000	40,000,000
Cavite Third District Engineering Office	50,000,000	50,000,000
Laguna 2nd District Engineering Office	15,000,000	15,000,000
Quezon 2nd District Engineering Office	71,500,000	71,500,000
Rizal 1st District Engineering Office	27,000,000	27,000,000
Region IVB - MIMAROPA	<u>10,000,000</u>	<u>10,000,000</u>
Palawan 1st District Engineering Office	10,000,000	10,000,000
Region V - Bicol	<u>63,000,000</u>	<u>63,000,000</u>
Camarines Sur 3rd District Engineering Office	50,000,000	50,000,000
Sorsogon District Engineering Office	10,000,000	10,000,000
Sorsogon 2nd District Engineering Office	3,000,000	3,000,000
Region VI - Western Visayas	<u>109,900,000</u>	<u>109,900,000</u>
Aklan District Engineering Office	5,000,000	5,000,000

Antique District Engineering Office	5,000,000	5,000,000
Bacolod City District Engineering Office	94,900,000	94,900,000
Negros Occidental 1st District Engineering Office	5,000,000	5,000,000
Region VII - Central Visayas	219,350,000	219,350,000
Bohol 1st District Engineering Office	55,000,000	55,000,000
Bohol 3rd District Engineering Office	62,350,000	62,350,000
Cebu 3rd District Engineering Office	2,000,000	2,000,000
Siquijor District Engineering Office	100,000,000	100,000,000
Region VIII - Eastern Visayas	699,114,000	699,114,000
Eastern Samar District Engineering Office	50,000,000	50,000,000
Leyte 1st District Engineering Office	45,000,000	45,000,000
Leyte 3rd District Engineering Office	20,000,000	20,000,000
Leyte 4th District Engineering Office	10,000,000	10,000,000
Leyte 5th District Engineering Office	225,000,000	225,000,000
Tacloban City District Engineering Office	349,114,000	349,114,000
Region IX - Zamboanga Peninsula	20,000,000	20,000,000
Zamboanga del Norte 3rd District Engineering Office	10,000,000	10,000,000
Zamboanga del Sur 2nd District Engineering Office	10,000,000	10,000,000
Region X - Northern Mindanao	190,000,000	190,000,000
Bukidnon 1st District Engineering Office	80,000,000	80,000,000
Cagayan de Oro City 1st District Engineering Office	20,000,000	20,000,000
Cagayan de Oro City 2nd District Engineering Office	75,000,000	75,000,000
Lanao del Norte 1st District Engineering Office	5,000,000	5,000,000
Misamis Oriental 2nd District Engineering Office	10,000,000	10,000,000
Region XI - Davao	457,400,000	457,400,000
Davao City District Engineering Office	20,000,000	20,000,000
Davao City 2nd District Engineering Office	32,400,000	32,400,000

Davao de Oro 1st District Engineering Office	40,000,000	40,000,000
Davao de Oro 2nd District Engineering Office	205,000,000	205,000,000
Davao del Sur District Engineering Office	160,000,000	160,000,000
Region XIII - Caraga	<u>95,000,000</u>	<u>95,000,000</u>
Agusan del Sur 2nd District Engineering Office	5,000,000	5,000,000
Surigao del Norte 1st District Engineering Office	50,000,000	50,000,000
Surigao del Sur 1st District Engineering Office	40,000,000	40,000,000
Sustainable Infrastructure Projects Alleviating Gaps (SIPAG)- Access Roads and/or Bridges from the National Road/s leading to Major/Strategic Public Buildings/Facilities	<u>66,653,636,000</u>	<u>66,653,636,000</u>
Sustainable Infrastructure Projects Alleviating Gaps (SIPAG)- Access Roads and/or Bridges from the National Road/s leading to Major/Strategic Public Buildings/Facilities	<u>66,653,636,000</u>	<u>66,653,636,000</u>
National Capital Region (NCR)	<u>53,489,839,000</u>	<u>53,489,839,000</u>
Central Office	51,205,927,000	51,205,927,000
Las Piñas-Muntinlupa District Engineering Office	346,000,000	346,000,000
Malabon-Navotas District Engineering Office	7,500,000	7,500,000
Metro Manila 1st District Engineering Office	409,179,000	409,179,000
Metro Manila 2nd District Engineering Office	78,000,000	78,000,000
Metro Manila 3rd District Engineering Office	1,064,233,000	1,064,233,000
Quezon City 1st District Engineering Office	219,000,000	219,000,000
Quezon City 2nd District Engineering Office	90,000,000	90,000,000
South Manila District Engineering Office	70,000,000	70,000,000
Region I - Ilocos	<u>2,272,976,000</u>	<u>2,272,976,000</u>
Ilocos Norte 1st District Engineering Office	1,449,700,000	1,449,700,000
Ilocos Norte 2nd District Engineering Office	149,400,000	149,400,000
Ilocos Sur 1st District Engineering Office	128,000,000	128,000,000
Ilocos Sur 2nd District Engineering Office	249,000,000	249,000,000
La Union 2nd District Engineering Office	62,000,000	62,000,000
Pangasinan 2nd District Engineering Office	96,616,000	96,616,000
Pangasinan 3rd District Engineering Office	115,260,000	115,260,000
Pangasinan 4th District Engineering Office	23,000,000	23,000,000

Cordillera Administrative Region (CAR)	287,000,000	287,000,000
Abra District Engineering Office	97,000,000	97,000,000
Apayao 2nd District Engineering Office	10,000,000	10,000,000
Benguet 2nd District Engineering Office	50,000,000	50,000,000
Lower Kalinga District Engineering Office	60,000,000	60,000,000
Mountain Province First District Engineering Office	20,000,000	20,000,000
Upper Kalinga District Engineering Office	50,000,000	50,000,000
Region II - Cagayan Valley	755,001,000	755,001,000
Cagayan 1st District Engineering Office	75,000,000	75,000,000
Cagayan 2nd District Engineering Office	50,000,000	50,000,000
Cagayan 3rd District Engineering Office	157,000,000	157,000,000
Isabela 1st District Engineering Office	190,000,000	190,000,000
Isabela 2nd District Engineering Office	44,000,000	44,000,000
Isabela 3rd District Engineering Office	22,000,000	22,000,000
Isabela 4th District Engineering Office	30,000,000	30,000,000
Nueva Vizcaya District Engineering Office	67,982,000	67,982,000
Quirino District Engineering Office	119,019,000	119,019,000
Region III - Central Luzon	2,510,156,000	2,510,156,000
Aurora District Engineering Office	413,000,000	413,000,000
Bataan 2nd District Engineering Office	100,000,000	100,000,000
Bulacan 1st District Engineering Office	115,000,000	115,000,000
Bulacan 2nd District Engineering Office	133,000,000	133,000,000
Nueva Ecija 1st District Engineering Office	137,000,000	137,000,000
Nueva Ecija 2nd District Engineering Office	27,000,000	27,000,000
Pampanga 1st District Engineering Office	432,000,000	432,000,000
Pampanga 3rd District Engineering Office	483,156,000	483,156,000
Tarlac District Engineering Office	150,000,000	150,000,000
Zambales 1st District Engineering Office	510,000,000	510,000,000
Zambales 2nd District Engineering Office	10,000,000	10,000,000

Region IVA - CALABARZON	1,507,990,000	1,507,990,000
Batangas 1st District Engineering Office	15,500,000	15,500,000
Batangas 2nd District Engineering Office	145,000,000	145,000,000
Batangas 4th District Engineering Office	175,000,000	175,000,000
Cavite 2nd District Engineering Office	51,990,000	51,990,000
Cavite Third District Engineering Office	100,000,000	100,000,000
Laguna 2nd District Engineering Office	300,000,000	300,000,000
Laguna 3rd District Engineering Office	26,500,000	26,500,000
Quezon 1st District Engineering Office	39,000,000	39,000,000
Quezon 2nd District Engineering Office	105,000,000	105,000,000
Quezon 3rd District Engineering Office	260,000,000	260,000,000
Quezon 4th District Engineering Office	190,000,000	190,000,000
Rizal 1st District Engineering Office	50,000,000	50,000,000
Rizal 2nd District Engineering Office	50,000,000	50,000,000
Region IVB - MIMAROPA	256,998,000	256,998,000
Marinduque District Engineering Office	25,000,000	25,000,000
Mindoro Occidental District Engineering Office	5,170,000	5,170,000
Mindoro Oriental District Engineering Office	165,270,000	165,270,000
Palawan 2nd District Engineering Office	11,558,000	11,558,000
Romblon District Engineering Office	50,000,000	50,000,000
Region V - Bicol	1,191,000,000	1,191,000,000
Albay 1st District Engineering Office	60,000,000	60,000,000
Albay 2nd District Engineering Office	216,000,000	216,000,000
Albay 3rd District Engineering Office	100,000,000	100,000,000
Camarines Norte District Engineering Office	50,000,000	50,000,000
Camarines Sur 2nd District Engineering Office	437,000,000	437,000,000
Camarines Sur 3rd District Engineering Office	13,000,000	13,000,000
Catanduanes District Engineering Office	60,000,000	60,000,000
Masbate 1st District Engineering Office	50,000,000	50,000,000
Masbate 2nd District Engineering Office	60,000,000	60,000,000

Sorsogon District Engineering Office	145,000,000	145,000,000
Region VI - Western Visayas	<u>906,680,000</u>	<u>906,680,000</u>
Aklan District Engineering Office	20,000,000	20,000,000
Antique District Engineering Office	60,000,000	60,000,000
Bacolod City District Engineering Office	50,000,000	50,000,000
Capiz 2nd District Engineering Office	53,680,000	53,680,000
Guimaras District Engineering Office	30,000,000	30,000,000
Iloilo 1st District Engineering Office	500,000,000	500,000,000
Iloilo 2nd District Engineering Office	12,000,000	12,000,000
Iloilo 3rd District Engineering Office	15,000,000	15,000,000
Iloilo 4th District Engineering Office	91,000,000	91,000,000
Negros Occidental 2nd District Engineering Office	60,000,000	60,000,000
Negros Occidental 3rd District Engineering Office	15,000,000	15,000,000
Region VII - Central Visayas	<u>441,000,000</u>	<u>441,000,000</u>
Bohol 1st District Engineering Office	50,000,000	50,000,000
Bohol 2nd District Engineering Office	72,000,000	72,000,000
Bohol 3rd District Engineering Office	15,000,000	15,000,000
Cebu 5th District Engineering Office	10,000,000	10,000,000
Negros Oriental 3rd District Engineering Office	234,000,000	234,000,000
Siquijor District Engineering Office	60,000,000	60,000,000
Region VIII - Eastern Visayas	<u>1,099,821,000</u>	<u>1,099,821,000</u>
Biliran District Engineering Office	35,000,000	35,000,000
Eastern Samar District Engineering Office	275,821,000	275,821,000
Leyte 1st District Engineering Office	136,000,000	136,000,000
Leyte 2nd District Engineering Office	32,000,000	32,000,000
Leyte 3rd District Engineering Office	30,000,000	30,000,000
Northern Samar 1st District Engineering Office	80,000,000	80,000,000
Northern Samar 2nd District Engineering Office	16,000,000	16,000,000
Samar 1st District Engineering Office	350,000,000	350,000,000
Southern Leyte District Engineering Office	100,000,000	100,000,000

Tacloban City District Engineering Office	45,000,000	45,000,000
Region IX - Zamboanga Peninsula	293,274,000	293,274,000
Isabela City District Engineering Office	22,274,000	22,274,000
Zamboanga del Norte 3rd District Engineering Office	44,000,000	44,000,000
Zamboanga del Sur 1st District Engineering Office	17,000,000	17,000,000
Zamboanga del Sur 2nd District Engineering Office	100,000,000	100,000,000
Zamboanga Sibugay 2nd District Engineering Office	110,000,000	110,000,000
Region X - Northern Mindanao	807,000,000	807,000,000
Bukidnon 1st District Engineering Office	110,000,000	110,000,000
Bukidnon 2nd District Engineering Office	130,000,000	130,000,000
Bukidnon 3rd District Engineering Office	40,000,000	40,000,000
Camiguin District Engineering Office	91,000,000	91,000,000
Lanao del Norte 2nd District Engineering Office	27,000,000	27,000,000
Misamis Occidental District Engineering Office	15,000,000	15,000,000
Misamis Occidental 2nd District Engineering Office	50,000,000	50,000,000
Misamis Oriental 1st District Engineering Office	169,000,000	169,000,000
Misamis Oriental 2nd District Engineering Office	175,000,000	175,000,000
Region XI - Davao	336,801,000	336,801,000
Davao City 2nd District Engineering Office	40,000,000	40,000,000
Davao City District Engineering Office	100,000,000	100,000,000
Davao de Oro 1st District Engineering Office	65,000,000	65,000,000
Davao de Oro 2nd District Engineering Office	81,801,000	81,801,000
Davao del Sur District Engineering Office	50,000,000	50,000,000
Region XII - SOCCSKSARGEN	252,500,000	252,500,000
Cotabato 1st District Engineering Office	3,500,000	3,500,000
Cotabato 2nd District Engineering Office	50,000,000	50,000,000
Cotabato 3rd District Engineering Office	149,000,000	149,000,000
South Cotabato 1st District Engineering Office	45,000,000	45,000,000
South Cotabato 2nd District Engineering Office	5,000,000	5,000,000

Region XIII - Caraga	245,600,000	245,600,000
Agusan del Sur 1st District Engineering Office	9,000,000	9,000,000
Butuan City District Engineering Office	99,600,000	99,600,000
Dinagat Islands District Engineering Office	35,000,000	35,000,000
Surigao del Norte 1st District Engineering Office	23,000,000	23,000,000
Surigao del Norte 2nd District Engineering Office	40,000,000	40,000,000
Surigao del Sur 1st District Engineering Office	39,000,000	39,000,000
Sustainable Infrastructure Projects Alleviating Gaps (SIPAG)- Access Roads and/or Bridges from the National Roads connecting to Indigenous People (IP) Communities	517,000,000	517,000,000
Sustainable Infrastructure Projects Alleviating Gaps (SIPAG)- Access Roads and/or Bridges from the National Roads connecting to Indigenous People (IP) Communities	517,000,000	517,000,000
National Capital Region (NCR)	355,000,000	355,000,000
Central Office	355,000,000	355,000,000
Cordillera Administrative Region (CAR)	72,000,000	72,000,000
Ifugao 2nd District Engineering Office	72,000,000	72,000,000
Region III - Central Luzon	50,000,000	50,000,000
Bulacan 2nd District Engineering Office	50,000,000	50,000,000
Region IX - Davao	40,000,000	40,000,000
Davao de Oro 1st District Engineering Office	40,000,000	40,000,000
Sustainable Infrastructure Projects Alleviating Gaps (SIPAG)- Interjurisdictional Roads and/or Bridges (or roads that traverse multiple LGU jurisdictions)	11,264,738,000	11,264,738,000
Sustainable Infrastructure Projects Alleviating Gaps (SIPAG)- Interjurisdictional Roads and/or Bridges (or roads that traverse multiple LGU jurisdictions)	11,264,738,000	11,264,738,000
National Capital Region (NCR)	10,795,738,000	10,795,738,000
Central Office	10,745,738,000	10,745,738,000
Las Piñas-Muntinlupa District Engineering Office	50,000,000	50,000,000
Region III - Central Luzon	75,000,000	75,000,000
Bulacan 2nd District Engineering Office	50,000,000	50,000,000
Pampanga 1st District Engineering Office	25,000,000	25,000,000

Region V - Bicol	<u>25,000,000</u>	<u>25,000,000</u>
Albay 2nd District Engineering Office	25,000,000	25,000,000
Region VIII - Eastern Visayas	<u>67,000,000</u>	<u>67,000,000</u>
Leyte 3rd District Engineering Office	67,000,000	67,000,000
Region X - Northern Mindanao	<u>212,000,000</u>	<u>212,000,000</u>
Misamis Occidental District Engineering Office	212,000,000	212,000,000
Region XI - Davao	<u>30,000,000</u>	<u>30,000,000</u>
Davao de Oro 1st District Engineering Office	30,000,000	30,000,000
Region XII - SOCCSKSARGEN	<u>60,000,000</u>	<u>60,000,000</u>
Cotabato 3rd District Engineering Office	60,000,000	60,000,000
Sustainable Infrastructure Projects Alleviating Gaps (SIPAG)- Coastal Roads/Causeway for environmental protection/conservation	<u>8,114,100,000</u>	<u>8,114,100,000</u>
Sustainable Infrastructure Projects Alleviating Gaps (SIPAG)- Coastal Roads/Causeway for environmental protection/conservation	<u>8,114,100,000</u>	<u>8,114,100,000</u>
National Capital Region (NCR)	<u>8,006,100,000</u>	<u>8,006,100,000</u>
Central Office	8,006,100,000	8,006,100,000
Region I - Ilocos	<u>28,000,000</u>	<u>28,000,000</u>
La Union 2nd District Engineering Office	28,000,000	28,000,000
Region III - Central Luzon	<u>10,000,000</u>	<u>10,000,000</u>
Zambales 1st District Engineering Office	10,000,000	10,000,000
Region VII - Central Visayas	<u>20,000,000</u>	<u>20,000,000</u>
Cebu 4th District Engineering Office	20,000,000	20,000,000
Region XIII - Caraga	<u>50,000,000</u>	<u>50,000,000</u>
Surigao del Sur 1st District Engineering Office	50,000,000	50,000,000
Sustainable Infrastructure Projects Alleviating Gaps (SIPAG)- Flood Mitigation Structures protecting Public Infrastructures/Facilities	<u>68,474,921,000</u>	<u>68,474,921,000</u>
Sustainable Infrastructure Projects Alleviating Gaps (SIPAG)- Flood Mitigation Structures protecting Public Infrastructures/Facilities	<u>68,474,921,000</u>	<u>68,474,921,000</u>
National Capital Region (NCR)	<u>58,982,781,000</u>	<u>58,982,781,000</u>
Central Office	58,279,781,000	58,279,781,000

Metro Manila 1st District Engineering Office	100,000,000	100,000,000
Metro Manila 3rd District Engineering Office	173,000,000	173,000,000
Quezon City 1st District Engineering Office	380,000,000	380,000,000
South Manila District Engineering Office	50,000,000	50,000,000
Region I - Ilocos	<u>1,732,500,000</u>	<u>1,732,500,000</u>
Ilocos Norte 1st District Engineering Office	1,591,500,000	1,591,500,000
Ilocos Norte 2nd District Engineering Office	56,000,000	56,000,000
Ilocos Sur 2nd District Engineering Office	30,000,000	30,000,000
La Union 1st District Engineering Office	5,000,000	5,000,000
Pangasinan 3rd District Engineering Office	50,000,000	50,000,000
Cordillera Administrative Region (CAR)	<u>170,000,000</u>	<u>170,000,000</u>
Ifugao 2nd District Engineering Office	20,000,000	20,000,000
Lower Kalinga District Engineering Office	100,000,000	100,000,000
Mountain Province First District Engineering Office	50,000,000	50,000,000
Region II - Cagayan Valley	<u>653,000,000</u>	<u>653,000,000</u>
Cagayan 2nd District Engineering Office	98,000,000	98,000,000
Isabela 4th District Engineering Office	500,000,000	500,000,000
Nueva Vizcaya 1st District Engineering Office	30,000,000	30,000,000
Nueva Vizcaya 2nd District Engineering Office	25,000,000	25,000,000
Region III - Central Luzon	<u>2,309,500,000</u>	<u>2,309,500,000</u>
Aurora District Engineering Office	183,000,000	183,000,000
Bulacan 1st District Engineering Office	980,000,000	980,000,000
Bulacan 2nd District Engineering Office	60,000,000	60,000,000
Nueva Ecija 2nd District Engineering Office	20,000,000	20,000,000
Pampanga 1st District Engineering Office	70,000,000	70,000,000
Pampanga 2nd District Engineering Office	500,000,000	500,000,000
Pampanga 3rd District Engineering Office	276,500,000	276,500,000
Tarlac District Engineering Office	100,000,000	100,000,000
Zambales 1st District Engineering Office	120,000,000	120,000,000
Region IVA - CALABARZON	<u>240,000,000</u>	<u>240,000,000</u>
Cavite 3rd District Engineering Office	5,000,000	5,000,000

Laguna 2nd District Engineering Office	100,000,000	100,000,000
Quezon 2nd District Engineering Office	45,000,000	45,000,000
Quezon 3rd District Engineering Office	12,500,000	12,500,000
Quezon 4th District Engineering Office	12,500,000	12,500,000
Rizal 1st District Engineering Office	15,000,000	15,000,000
Rizal 2nd District Engineering Office	50,000,000	50,000,000
Region IVB - MIMAROPA	130,000,000	130,000,000
Mindoro Occidental District Engineering Office	30,000,000	30,000,000
Southern Mindoro District Engineering Office	100,000,000	100,000,000
Region V - Bicol	1,545,500,000	1,545,500,000
Albay 1st District Engineering Office	147,000,000	147,000,000
Albay 2nd District Engineering Office	897,000,000	897,000,000
Albay 3rd District Engineering Office	180,000,000	180,000,000
Camarines Norte District Engineering Office	50,000,000	50,000,000
Camarines Sur 2nd District Engineering Office	50,000,000	50,000,000
Camarines Sur 4th District Engineering Office	50,000,000	50,000,000
Catanduanes District Engineering Office	80,000,000	80,000,000
Sorsogon 2nd District Engineering Office	45,000,000	45,000,000
Sorsogon District Engineering Office	46,500,000	46,500,000
Region VI - Western Visayas	380,000,000	380,000,000
Antique District Engineering Office	15,000,000	15,000,000
Guimaras District Engineering Office	30,000,000	30,000,000
Iloilo 1st District Engineering Office	295,000,000	295,000,000
Negros Occidental 1st District Engineering Office	40,000,000	40,000,000
Region VII - Central Visayas	150,000,000	150,000,000
Cebu 7th District Engineering Office	150,000,000	150,000,000
Region VIII - Eastern Visayas	1,109,640,000	1,109,640,000
Biliran District Engineering Office	110,000,000	110,000,000
Eastern Samar District Engineering Office	25,000,000	25,000,000
Leyte 1st District Engineering Office	89,040,000	89,040,000

Leyte 2nd District Engineering Office	50,000,000	50,000,000
Leyte 3rd District Engineering Office	183,400,000	183,400,000
Leyte 4th District Engineering Office	130,000,000	130,000,000
Leyte 5th District Engineering Office	50,000,000	50,000,000
Northern Samar 1st District Engineering Office	7,000,000	7,000,000
Northern Samar 2nd District Engineering Office	25,000,000	25,000,000
Samar 1st District Engineering Office	30,000,000	30,000,000
Samar 2nd District Engineering Office	30,000,000	30,000,000
Tacloban City District Engineering Office	380,200,000	380,200,000
Region IX - Zamboanga Peninsula	<u>122,000,000</u>	<u>122,000,000</u>
Zamboanga City District Engineering Office	122,000,000	122,000,000
Region X - Northern Mindanao	<u>250,000,000</u>	<u>250,000,000</u>
Bukidnon 1st District Engineering Office	5,000,000	5,000,000
Bukidnon 2nd District Engineering Office	35,000,000	35,000,000
Cagayan de Oro City 2nd District Engineering Office	10,000,000	10,000,000
Camiguin District Engineering Office	100,000,000	100,000,000
Misamis Oriental 1st District Engineering Office	100,000,000	100,000,000
Region XI - Davao	<u>190,000,000</u>	<u>190,000,000</u>
Davao City District Engineering Office	50,000,000	50,000,000
Davao de Oro 1st District Engineering Office	15,000,000	15,000,000
Davao Oriental 2nd District Engineering Office	125,000,000	125,000,000
Region XII - SOCCSKSARGEN	<u>390,000,000</u>	<u>390,000,000</u>
Cotabato City District Engineering Office	10,000,000	10,000,000
Sarangani District Engineering Office	50,000,000	50,000,000
South Cotabato 1st District Engineering Office	105,000,000	105,000,000
South Cotabato 2nd District Engineering Office	225,000,000	225,000,000
Region XIII - Caraga	<u>120,000,000</u>	<u>120,000,000</u>
Agusan del Norte District Engineering Office	30,000,000	30,000,000
Agusan del Sur 2nd District Engineering Office	10,000,000	10,000,000
Dinagat Islands District Engineering Office	30,000,000	30,000,000

Surigao del Sur 1st District Engineering Office	50,000,000	50,000,000
Sustainable Infrastructure Projects Alleviating Gaps (SIPAG)- Multi-Purpose Buildings/ Facilities to support Social Services	<u>22,911,532,000</u>	<u>22,911,532,000</u>
Sustainable Infrastructure Projects Alleviating Gaps (SIPAG)- Multi-Purpose Buildings/ Facilities to support Social Services	<u>22,911,532,000</u>	<u>22,911,532,000</u>
National Capital Region (NCR)	<u>16,177,635,000</u>	<u>16,177,635,000</u>
Central Office	12,773,916,000	12,773,916,000
Las Piñas-Muntinlupa District Engineering Office	86,000,000	86,000,000
Malabon-Navotas District Engineering Office	169,000,000	169,000,000
Metro Manila 1st District Engineering Office	1,832,356,000	1,832,356,000
Metro Manila 2nd District Engineering Office	50,000,000	50,000,000
Metro Manila 3rd District Engineering Office	199,000,000	199,000,000
North Manila District Engineering Office	285,943,000	285,943,000
Quezon City 1st District Engineering Office	336,420,000	336,420,000
Quezon City 2nd District Engineering Office	375,000,000	375,000,000
South Manila District Engineering Office	70,000,000	70,000,000
Region I - Ilocos	<u>889,000,000</u>	<u>889,000,000</u>
Ilocos Norte 1st District Engineering Office	388,800,000	388,800,000
Ilocos Norte 2nd District Engineering Office	400,000,000	400,000,000
Ilocos Sur 2nd District Engineering Office	50,000,000	50,000,000
La Union 1st District Engineering Office	15,200,000	15,200,000
Pangasinan 3rd District Engineering Office	35,000,000	35,000,000
Region II - Cagayan Valley	<u>178,000,000</u>	<u>178,000,000</u>
Batanes District Engineering Office	48,000,000	48,000,000
Cagayan 3rd District Engineering Office	35,000,000	35,000,000
Isabela 1st District Engineering Office	15,000,000	15,000,000
Nueva Vizcaya 1st District Engineering Office	50,000,000	50,000,000
Quirino District Engineering Office	30,000,000	30,000,000
Region III - Central Luzon	<u>1,317,145,000</u>	<u>1,317,145,000</u>
Aurora District Engineering Office	289,000,000	289,000,000

Bataan 2nd District Engineering Office	310,000,000	310,000,000
Bulacan 1st District Engineering Office	89,145,000	89,145,000
Pampanga 1st District Engineering Office	356,000,000	356,000,000
Pampanga 2nd District Engineering Office	55,000,000	55,000,000
Pampanga 3rd District Engineering Office	48,000,000	48,000,000
Zambales 1st District Engineering Office	110,000,000	110,000,000
Zambales 2nd District Engineering Office	60,000,000	60,000,000
Region IVA - CALABARZON	1,079,902,000	1,079,902,000
Batangas 4th District Engineering Office	347,902,000	347,902,000
Cavite 1st District Engineering Office	25,000,000	25,000,000
Cavite 2nd District Engineering Office	50,000,000	50,000,000
Cavite 3rd District Engineering Office	65,000,000	65,000,000
Laguna 1st District Engineering Office	25,000,000	25,000,000
Laguna 2nd District Engineering Office	75,000,000	75,000,000
Laguna 3rd District Engineering Office	10,000,000	10,000,000
Quezon 2nd District Engineering Office	20,000,000	20,000,000
Quezon 3rd District Engineering Office	379,000,000	379,000,000
Quezon 4th District Engineering Office	68,000,000	68,000,000
Rizal 1st District Engineering Office	5,000,000	5,000,000
Rizal 2nd District Engineering Office	10,000,000	10,000,000
Region IVB - MIMAROPA	67,150,000	67,150,000
Mindoro Oriental District Engineering Office	17,150,000	17,150,000
Romblon District Engineering Office	50,000,000	50,000,000
Region V - Bicol	929,500,000	929,500,000
Albay 1st District Engineering Office	201,000,000	201,000,000
Albay 2nd District Engineering Office	30,000,000	30,000,000
Albay 3rd District Engineering Office	248,000,000	248,000,000
Camarines Sur 2nd District Engineering Office	50,000,000	50,000,000
Camarines Sur 3rd District Engineering Office	14,000,000	14,000,000
Camarines Sur 5th District Engineering Office	130,000,000	130,000,000

Masbate 3rd District Engineering Office	10,000,000	10,000,000
Sorsogon 2nd District Engineering Office	57,000,000	57,000,000
Sorsogon District Engineering Office	189,500,000	189,500,000
Region VI - Western Visayas	<u>275,000,000</u>	<u>275,000,000</u>
Iloilo 1st District Engineering Office	65,000,000	65,000,000
Iloilo 2nd District Engineering Office	40,000,000	40,000,000
Iloilo 3rd District Engineering Office	160,000,000	160,000,000
Negros Occidental 1st District Engineering Office	10,000,000	10,000,000
Region VII - Central Visayas	<u>135,000,000</u>	<u>135,000,000</u>
Bohol 2nd District Engineering Office	8,000,000	8,000,000
Bohol 3rd District Engineering Office	5,000,000	5,000,000
Cebu 1st District Engineering Office	35,000,000	35,000,000
Cebu 7th District Engineering Office	57,000,000	57,000,000
Cebu City District Engineering Office	30,000,000	30,000,000
Region VIII - Eastern Visayas	<u>848,200,000</u>	<u>848,200,000</u>
Biliran District Engineering Office	50,000,000	50,000,000
Eastern Samar District Engineering Office	75,000,000	75,000,000
Leyte 1st District Engineering Office	247,500,000	247,500,000
Leyte 2nd District Engineering Office	50,000,000	50,000,000
Leyte 3rd District Engineering Office	50,000,000	50,000,000
Leyte 5th District Engineering Office	100,000,000	100,000,000
Northern Samar 1st District Engineering Office	130,000,000	130,000,000
Northern Samar 2nd District Engineering Office	38,000,000	38,000,000
Samar 1st District Engineering Office	5,000,000	5,000,000
Samar 2nd District Engineering Office	25,000,000	25,000,000
Southern Leyte District Engineering Office	55,000,000	55,000,000
Tacloban City District Engineering Office	22,700,000	22,700,000
Region IX - Zamboanga Peninsula	<u>65,000,000</u>	<u>65,000,000</u>
Isabela City District Engineering Office	30,000,000	30,000,000
Zamboanga Sibugay 2nd District Engineering Office	35,000,000	35,000,000

Region X - Northern Mindanao	393,000,000	393,000,000
Bukidnon 1st District Engineering Office	5,000,000	5,000,000
Bukidnon 2nd District Engineering Office	48,000,000	48,000,000
Cagayan de Oro City 1st District Engineering Office	10,000,000	10,000,000
Lanao del Norte 2nd District Engineering Office	30,000,000	30,000,000
Misamis Occidental District Engineering Office	80,000,000	80,000,000
Misamis Occidental 2nd District Engineering Office	170,000,000	170,000,000
Misamis Oriental 2nd District Engineering Office	50,000,000	50,000,000
Region XI - Davao	414,000,000	414,000,000
Davao de Oro 1st District Engineering Office	140,000,000	140,000,000
Davao de Oro 2nd District Engineering Office	199,000,000	199,000,000
Davao del Norte District Engineering Office	50,000,000	50,000,000
Davao del Sur District Engineering Office	20,000,000	20,000,000
Davao Oriental 1st District Engineering Office	5,000,000	5,000,000
Region XII - SOCCSKSARGEN	30,000,000	30,000,000
Sarangani District Engineering Office	30,000,000	30,000,000
Region XIII - Caraga	113,000,000	113,000,000
Butuan City District Engineering Office	65,000,000	65,000,000
Dinagat Islands District Engineering Office	40,000,000	40,000,000
Surigao del Sur 1st District Engineering Office	8,000,000	8,000,000
Basic Infrastructure Program (BIP) - Access Roads and/or Bridges from the National Road/s leading to Major/Strategic Public Buildings/Facilities	40,362,084,000	40,362,084,000
Basic Infrastructure Program (BIP) - Access Roads and/or Bridges from the National Road/s leading to Major/Strategic Public Buildings/Facilities	40,362,084,000	40,362,084,000
National Capital Region (NCR)	16,853,483,000	16,853,483,000
Central Office	15,004,483,000	15,004,483,000
Las Piñas-Muntinlupa District Engineering Office	142,000,000	142,000,000
Malabon-Navotas District Engineering Office	20,000,000	20,000,000
Metro Manila 1st District Engineering Office	915,000,000	915,000,000
Metro Manila 3rd District Engineering Office	276,000,000	276,000,000

North Manila District Engineering Office	167,000,000	167,000,000
Quezon City 1st District Engineering Office	225,000,000	225,000,000
South Manila District Engineering Office	104,000,000	104,000,000
Region I - Ilocos	<u>1,142,900,000</u>	<u>1,142,900,000</u>
Ilocos Norte 1st District Engineering Office	35,000,000	35,000,000
Ilocos Norte 2nd District Engineering Office	86,500,000	86,500,000
Ilocos Sur 1st District Engineering Office	40,000,000	40,000,000
La Union 1st District Engineering Office	60,000,000	60,000,000
La Union 2nd District Engineering Office	80,000,000	80,000,000
Pangasinan 1st District Engineering Office	270,000,000	270,000,000
Pangasinan 2nd District Engineering Office	151,000,000	151,000,000
Pangasinan 3rd District Engineering Office	350,400,000	350,400,000
Pangasinan 4th District Engineering Office	70,000,000	70,000,000
Cordillera Administrative Region (CAR)	<u>367,000,000</u>	<u>367,000,000</u>
Abra District Engineering Office	25,000,000	25,000,000
Apayao 1st District Engineering Office	50,000,000	50,000,000
Apayao 2nd District Engineering Office	30,000,000	30,000,000
Baguio City District Engineering Office	15,000,000	15,000,000
Benguet 1st District Engineering Office	35,000,000	35,000,000
Benguet 2nd District Engineering Office	45,000,000	45,000,000
Ifugao 1st District Engineering Office	22,000,000	22,000,000
Ifugao 2nd District Engineering Office	25,000,000	25,000,000
Lower Kalinga District Engineering Office	50,000,000	50,000,000
Mountain Province District Engineering Office	20,000,000	20,000,000
Mountain Province 2nd District Engineering Office	10,000,000	10,000,000
Upper Kalinga District Engineering Office	40,000,000	40,000,000
Region II - Cagayan Valley	<u>2,050,775,000</u>	<u>2,050,775,000</u>
Batanes District Engineering Office	18,300,000	18,300,000
Cagayan 1st District Engineering Office	292,000,000	292,000,000
Cagayan 2nd District Engineering Office	12,000,000	12,000,000

Cagayan 3rd District Engineering Office	143,000,000	143,000,000
Isabela 1st District Engineering Office	340,000,000	340,000,000
Isabela 2nd District Engineering Office	131,729,000	131,729,000
Isabela 3rd District Engineering Office	200,000,000	200,000,000
Isabela 4th District Engineering Office	557,750,000	557,750,000
Nueva Vizcaya 1st District Engineering Office	85,000,000	85,000,000
Nueva Vizcaya 2nd District Engineering Office	40,000,000	40,000,000
Quirino District Engineering Office	230,996,000	230,996,000
Region III - Central Luzon	3,168,940,000	3,168,940,000
Aurora District Engineering Office	287,500,000	287,500,000
Bataan 1st District Engineering Office	120,000,000	120,000,000
Bataan 2nd District Engineering Office	122,000,000	122,000,000
Bulacan 1st District Engineering Office	396,000,000	396,000,000
Bulacan 2nd District Engineering Office	507,000,000	507,000,000
Nueva Ecija 1st District Engineering Office	226,140,000	226,140,000
Nueva Ecija 2nd District Engineering Office	171,300,000	171,300,000
Pampanga 1st District Engineering Office	262,000,000	262,000,000
Pampanga 2nd District Engineering Office	220,000,000	220,000,000
Pampanga 3rd District Engineering Office	85,000,000	85,000,000
Tarlac 2nd District Engineering Office	125,000,000	125,000,000
Tarlac District Engineering Office	315,000,000	315,000,000
Zambales 1st District Engineering Office	302,000,000	302,000,000
Zambales 2nd District Engineering Office	30,000,000	30,000,000
Region IVA - CALABARZON	3,274,292,000	3,274,292,000
Batangas 1st District Engineering Office	129,500,000	129,500,000
Batangas 2nd District Engineering Office	291,000,000	291,000,000
Batangas 3rd District Engineering Office	191,292,000	191,292,000
Batangas 4th District Engineering Office	740,000,000	740,000,000
Cavite 2nd District Engineering Office	104,000,000	104,000,000
Cavite District Engineering Office	50,750,000	50,750,000

Cavite Third District Engineering Office	467,000,000	467,000,000
Laguna 1st District Engineering Office	175,000,000	175,000,000
Laguna 2nd District Engineering Office	188,500,000	188,500,000
Laguna 3rd District Engineering Office	71,000,000	71,000,000
Quezon 1st District Engineering Office	25,000,000	25,000,000
Quezon 2nd District Engineering Office	140,000,000	140,000,000
Quezon 3rd District Engineering Office	85,000,000	85,000,000
Quezon 4th District Engineering Office	214,250,000	214,250,000
Rizal 1st District Engineering Office	247,000,000	247,000,000
Rizal 2nd District Engineering Office	155,000,000	155,000,000
Region IVB - MIMAROPA	612,975,000	612,975,000
Marinduque District Engineering Office	40,000,000	40,000,000
Mindoro Occidental District Engineering Office	70,000,000	70,000,000
Mindoro Oriental District Engineering Office	126,750,000	126,750,000
Palawan 1st District Engineering Office	5,000,000	5,000,000
Palawan 2nd District Engineering Office	135,000,000	135,000,000
Palawan 3rd District Engineering Office	59,225,000	59,225,000
Romblon District Engineering Office	95,000,000	95,000,000
Southern Mindoro District Engineering Office	82,000,000	82,000,000
Region V - Bicol	3,058,750,000	3,058,750,000
Albay 1st District Engineering Office	155,000,000	155,000,000
Albay 2nd District Engineering Office	240,000,000	240,000,000
Albay 3rd District Engineering Office	227,000,000	227,000,000
Camarines Norte District Engineering Office	225,000,000	225,000,000
Camarines Sur 2nd District Engineering Office	110,000,000	110,000,000
Camarines Sur 3rd District Engineering Office	109,500,000	109,500,000
Camarines Sur 4th District Engineering Office	61,500,000	61,500,000
Camarines Sur 5th District Engineering Office	7,000,000	7,000,000
Catanduanes District Engineering Office	195,000,000	195,000,000
Masbate 1st District Engineering Office	50,000,000	50,000,000

Masbate 2nd District Engineering Office	120,000,000	120,000,000
Masbate 3rd District Engineering Office	80,000,000	80,000,000
Sorsogon District Engineering Office	1,393,750,000	1,393,750,000
Sorsogon 2nd District Engineering Office	85,000,000	85,000,000
Region VI - Western Visayas	<u>1,730,500,000</u>	<u>1,730,500,000</u>
Aklan District Engineering Office	95,000,000	95,000,000
Antique District Engineering Office	38,000,000	38,000,000
Bacolod City District Engineering Office	30,000,000	30,000,000
Capiz 1st District Engineering Office	55,000,000	55,000,000
Capiz 2nd District Engineering Office	140,000,000	140,000,000
Guimaras District Engineering Office	49,000,000	49,000,000
Iloilo 1st District Engineering Office	175,000,000	175,000,000
Iloilo 2nd District Engineering Office	227,000,000	227,000,000
Iloilo 3rd District Engineering Office	25,000,000	25,000,000
Iloilo 4th District Engineering Office	212,000,000	212,000,000
Iloilo City District Engineering Office	148,500,000	148,500,000
Negros Occidental 1st District Engineering Office	123,000,000	123,000,000
Negros Occidental 2nd District Engineering Office	193,000,000	193,000,000
Negros Occidental 3rd District Engineering Office	125,000,000	125,000,000
Negros Occidental 4th District Engineering Office	95,000,000	95,000,000
Region VII - Central Visayas	<u>2,006,250,000</u>	<u>2,006,250,000</u>
Bohol 1st District Engineering Office	128,250,000	128,250,000
Bohol 2nd District Engineering Office	93,000,000	93,000,000
Bohol 3rd District Engineering Office	612,000,000	612,000,000
Cebu 1st District Engineering Office	16,500,000	16,500,000
Cebu 2nd District Engineering Office	62,500,000	62,500,000
Cebu 3rd District Engineering Office	120,000,000	120,000,000
Cebu 4th District Engineering Office	130,000,000	130,000,000
Cebu 5th District Engineering Office	25,000,000	25,000,000
Cebu 6th District Engineering Office	196,000,000	196,000,000

Cebu 7th District Engineering Office	185,000,000	185,000,000
Cebu City District Engineering Office	133,000,000	133,000,000
Negros Oriental 1st District Engineering Office	45,000,000	45,000,000
Negros Oriental 2nd District Engineering Office	85,000,000	85,000,000
Negros Oriental 3rd District Engineering Office	35,000,000	35,000,000
Siquijor District Engineering Office	140,000,000	140,000,000
Region VIII - Eastern Visayas	<u>1,478,200,000</u>	<u>1,478,200,000</u>
Biliran District Engineering Office	114,000,000	114,000,000
Eastern Samar District Engineering Office	154,000,000	154,000,000
Leyte 1st District Engineering Office	5,200,000	5,200,000
Leyte 2nd District Engineering Office	109,000,000	109,000,000
Leyte 3rd District Engineering Office	112,000,000	112,000,000
Leyte 4th District Engineering Office	158,000,000	158,000,000
Leyte 5th District Engineering Office	120,000,000	120,000,000
Northern Samar 1st District Engineering Office	120,000,000	120,000,000
Northern Samar 2nd District Engineering Office	103,000,000	103,000,000
Samar 1st District Engineering Office	323,000,000	323,000,000
Samar 2nd District Engineering Office	115,000,000	115,000,000
Southern Leyte District Engineering Office	45,000,000	45,000,000
Region IX - Zamboanga Peninsula	<u>481,650,000</u>	<u>481,650,000</u>
Isabela City District Engineering Office	93,000,000	93,000,000
Zamboanga City District Engineering Office	80,000,000	80,000,000
Zamboanga del Norte 1st District Engineering Office	6,000,000	6,000,000
Zamboanga del Norte 2nd District Engineering Office	33,000,000	33,000,000
Zamboanga del Norte 3rd District Engineering Office	80,900,000	80,900,000
Zamboanga del Norte 4th District Engineering Office	17,000,000	17,000,000
Zamboanga del Sur 1st District Engineering Office	35,000,000	35,000,000
Zamboanga del Sur 2nd District Engineering Office	86,750,000	86,750,000
Zamboanga Sibugay 1st District Engineering Office	45,000,000	45,000,000
Zamboanga Sibugay 2nd District Engineering Office	5,000,000	5,000,000

Region X - Northern Mindanao	1,306,000,000	1,306,000,000
Bukidnon 1st District Engineering Office	104,750,000	104,750,000
Bukidnon 2nd District Engineering Office	385,000,000	385,000,000
Bukidnon 3rd District Engineering Office	100,000,000	100,000,000
Cagayan de Oro City 2nd District Engineering Office	80,000,000	80,000,000
Camiguin District Engineering Office	53,500,000	53,500,000
Iligan City District Engineering Office	61,000,000	61,000,000
Lanao del Norte 1st District Engineering Office	95,000,000	95,000,000
Lanao del Norte 2nd District Engineering Office	48,000,000	48,000,000
Misamis Occidental 2nd District Engineering Office	91,750,000	91,750,000
Misamis Occidental District Engineering Office	37,000,000	37,000,000
Misamis Oriental 1st District Engineering Office	50,000,000	50,000,000
Misamis Oriental 2nd District Engineering Office	200,000,000	200,000,000
Region XI - Davao	778,000,000	778,000,000
Davao City District Engineering Office	127,000,000	127,000,000
Davao City 2nd District Engineering Office	88,000,000	88,000,000
Davao del Norte District Engineering Office	195,000,000	195,000,000
Davao de Oro 1st District Engineering Office	20,000,000	20,000,000
Davao del Sur District Engineering Office	98,000,000	98,000,000
Davao Occidental District Engineering Office	103,000,000	103,000,000
Davao Oriental 1st District Engineering Office	102,000,000	102,000,000
Davao Oriental 2nd District Engineering Office	45,000,000	45,000,000
Region XII - SOCCSKSARGEN	672,000,000	672,000,000
Cotabato 1st District Engineering Office	140,000,000	140,000,000
Cotabato 2nd District Engineering Office	70,000,000	70,000,000
Cotabato 3rd District Engineering Office	194,500,000	194,500,000
Sarangani District Engineering Office	20,000,000	20,000,000
South Cotabato 1st District Engineering Office	197,000,000	197,000,000
South Cotabato 2nd District Engineering Office	10,000,000	10,000,000
Sultan Kudarat 1st District Engineering Office	30,000,000	30,000,000

Sultan Kudarat 2nd District Engineering Office	10,500,000	10,500,000
Region XIII - Caraga	<u>1,380,369,000</u>	<u>1,380,369,000</u>
Agusan del Norte District Engineering Office	8,000,000	8,000,000
Agusan del Sur 1st District Engineering Office	1,050,000,000	1,050,000,000
Agusan del Sur 2nd District Engineering Office	45,000,000	45,000,000
Butuan City District Engineering Office	55,000,000	55,000,000
Dinagat Islands District Engineering Office	35,000,000	35,000,000
Surigao del Norte 1st District Engineering Office	30,000,000	30,000,000
Surigao del Norte 2nd District Engineering Office	20,000,000	20,000,000
Surigao del Sur 1st District Engineering Office	55,000,000	55,000,000
Surigao del Sur 2nd District Engineering Office	82,369,000	82,369,000
Basic Infrastructure Program (BIP) - Access Roads and/or Bridges from the National Roads connecting to Indigenous People (IP) Communities	<u>1,268,000,000</u>	<u>1,268,000,000</u>
Basic Infrastructure Program (BIP) - Access Roads and/or Bridges from the National Roads connecting to Indigenous People (IP) Communities	<u>1,268,000,000</u>	<u>1,268,000,000</u>
National Capital Region (NCR)	<u>505,000,000</u>	<u>505,000,000</u>
Central Office	505,000,000	505,000,000
Region I - Ilocos	<u>25,000,000</u>	<u>25,000,000</u>
La Union 2nd District Engineering Office	5,000,000	5,000,000
Pangasinan 1st District Engineering Office	20,000,000	20,000,000
Cordillera Administrative Region (CAR)	<u>163,000,000</u>	<u>163,000,000</u>
Ifugao 1st District Engineering Office	5,000,000	5,000,000
Lower Kalinga District Engineering Office	32,000,000	32,000,000
Mountain Province 2nd District Engineering Office	25,000,000	25,000,000
Mountain Province First District Engineering Office	75,000,000	75,000,000
Upper Kalinga District Engineering Office	26,000,000	26,000,000
Region III - Central Luzon	<u>25,000,000</u>	<u>25,000,000</u>
Bataan 1st District Engineering Office	20,000,000	20,000,000
Pampanga 1st District Engineering Office	5,000,000	5,000,000

Region IVA - CALABARZON	50,000,000	50,000,000
Batangas 2nd District Engineering Office	30,000,000	30,000,000
Laguna 3rd District Engineering Office	10,000,000	10,000,000
Quezon 3rd District Engineering Office	10,000,000	10,000,000
Region IVB - MIMAROPA	10,000,000	10,000,000
Mindoro Occidental District Engineering Office	10,000,000	10,000,000
Region V - Bicol	50,000,000	50,000,000
Catanduanes District Engineering Office	50,000,000	50,000,000
Region VI - Western Visayas	75,000,000	75,000,000
Aklan District Engineering Office	5,000,000	5,000,000
Capiz 2nd District Engineering Office	25,000,000	25,000,000
Iloilo 2nd District Engineering Office	25,000,000	25,000,000
Iloilo 4th District Engineering Office	5,000,000	5,000,000
Negros Occidental 2nd District Engineering Office	15,000,000	15,000,000
Region IX - Zamboanga Peninsula	250,000,000	250,000,000
Zamboanga del Norte 2nd District Engineering Office	20,000,000	20,000,000
Zamboanga del Sur 1st District Engineering Office	120,000,000	120,000,000
Zamboanga del Sur 2nd District Engineering Office	110,000,000	110,000,000
Region X - Northern Mindanao	15,000,000	15,000,000
Cagayan de Oro City 2nd District Engineering Office	5,000,000	5,000,000
Iligan City District Engineering Office	10,000,000	10,000,000
Region XI - Davao	18,000,000	18,000,000
Davao City 2nd District Engineering Office	18,000,000	18,000,000
Region XII - SOCCSKSARGEN	82,000,000	82,000,000
South Cotabato 1st District Engineering Office	77,000,000	77,000,000
Sultan Kudarat 1st District Engineering Office	5,000,000	5,000,000
Basic Infrastructure Program (BIP) - Interjurisdictional Roads and/or Bridges (or, roads that traverse multiple LGU Jurisdictions)	2,582,795,000	2,582,795,000
Basic Infrastructure Program (BIP) - Interjurisdictional Roads and/or Bridges (or, roads that traverse multiple LGU Jurisdictions)	2,582,795,000	2,582,795,000

National Capital Region (NCR)	<u>2,056,795,000</u>	<u>2,056,795,000</u>
Central Office	2,056,795,000	2,056,795,000
Region I - Ilocos	<u>110,000,000</u>	<u>110,000,000</u>
Ilocos Sur 1st District Engineering Office	65,000,000	65,000,000
Ilocos Sur 2nd District Engineering Office	25,000,000	25,000,000
Pangasinan 3rd District Engineering Office	20,000,000	20,000,000
Cordillera Administrative Region (CAR)	<u>76,000,000</u>	<u>76,000,000</u>
Ifugao 2nd District Engineering Office	40,000,000	40,000,000
Lower Kalinga District Engineering Office	36,000,000	36,000,000
Region II - Cagayan Valley	<u>64,000,000</u>	<u>64,000,000</u>
Cagayan 3rd District Engineering Office	25,000,000	25,000,000
Isabela 4th District Engineering Office	39,000,000	39,000,000
Region III - Central Luzon	<u>10,000,000</u>	<u>10,000,000</u>
Tarlac District Engineering Office	10,000,000	10,000,000
Region IVB - MIMAROPA	<u>10,000,000</u>	<u>10,000,000</u>
Romblon District Engineering Office	10,000,000	10,000,000
Region VI - Western Visayas	<u>154,000,000</u>	<u>154,000,000</u>
Guimaras District Engineering Office	57,000,000	57,000,000
Iloilo 1st District Engineering Office	25,000,000	25,000,000
Negros Occidental 1st District Engineering Office	5,000,000	5,000,000
Negros Occidental 3rd District Engineering Office	27,000,000	27,000,000
Negros Occidental 4th District Engineering Office	40,000,000	40,000,000
Region VIII - Eastern Visayas	<u>5,000,000</u>	<u>5,000,000</u>
Northern Samar 1st District Engineering Office	5,000,000	5,000,000
Region X - Northern Mindanao	<u>70,000,000</u>	<u>70,000,000</u>
Cagayan de Oro City 2nd District Engineering Office	50,000,000	50,000,000
Misamis Oriental 2nd District Engineering Office	20,000,000	20,000,000
Region XI - Davao	<u>27,000,000</u>	<u>27,000,000</u>
Davao City District Engineering Office	27,000,000	27,000,000

Basic Infrastructure Program (BIP) - Coastal Roads/Causeway for environmental protection/conservation	<u>1,022,000,000</u>	<u>1,022,000,000</u>
Basic Infrastructure Program (BIP) - Coastal Roads/Causeway for environmental protection/conservation	<u>1,022,000,000</u>	<u>1,022,000,000</u>
National Capital Region (NCR)	<u>880,000,000</u>	<u>880,000,000</u>
Central Office	880,000,000	880,000,000
Region III - Central Luzon	<u>20,000,000</u>	<u>20,000,000</u>
Pampanga 2nd District Engineering Office	20,000,000	20,000,000
Region V - Bicol	<u>5,000,000</u>	<u>5,000,000</u>
Catanduanes District Engineering Office	5,000,000	5,000,000
Region VI - Western Visayas	<u>5,000,000</u>	<u>5,000,000</u>
Negros Occidental 1st District Engineering Office	5,000,000	5,000,000
Region VII - Central Visayas	<u>57,000,000</u>	<u>57,000,000</u>
Cebu 6th District Engineering Office	57,000,000	57,000,000
Region VIII - Eastern Visayas	<u>5,000,000</u>	<u>5,000,000</u>
Samar 1st District Engineering Office	5,000,000	5,000,000
Region IX - Zamboanga Peninsula	<u>30,000,000</u>	<u>30,000,000</u>
Isabela City District Engineering Office	30,000,000	30,000,000
Region XII - SOCCSKSARGEN	<u>20,000,000</u>	<u>20,000,000</u>
South Cotabato 1st District Engineering Office	20,000,000	20,000,000
Basic Infrastructure Program (BIP) - Flood Mitigation Structures protecting Public Infrastructures/Facilities	<u>26,417,700,000</u>	<u>26,417,700,000</u>
Basic Infrastructure Program (BIP) - Flood Mitigation Structures protecting Public Infrastructures/Facilities	<u>26,417,700,000</u>	<u>26,417,700,000</u>
National Capital Region (NCR)	<u>15,691,850,000</u>	<u>15,691,850,000</u>
Central Office	14,348,800,000	14,348,800,000
Las Piñas-Muntinlupa District Engineering Office	115,000,000	115,000,000
Malabon-Navotas District Engineering Office	348,000,000	348,000,000
Metro Manila 1st District Engineering Office	411,750,000	411,750,000
Metro Manila 2nd District Engineering Office	125,300,000	125,300,000

Metro Manila 3rd District Engineering Office	50,000,000	50,000,000
North Manila District Engineering Office	192,000,000	192,000,000
Quezon City 1st District Engineering Office	75,000,000	75,000,000
South Manila District Engineering Office	26,000,000	26,000,000
Region I - Ilocos	<u>847,000,000</u>	<u>847,000,000</u>
Ilocos Norte 1st District Engineering Office	245,000,000	245,000,000
Ilocos Norte 2nd District Engineering Office	36,000,000	36,000,000
Ilocos Sur 2nd District Engineering Office	155,000,000	155,000,000
La Union 1st District Engineering Office	56,000,000	56,000,000
La Union 2nd District Engineering Office	110,000,000	110,000,000
Pangasinan 2nd District Engineering Office	47,000,000	47,000,000
Pangasinan 3rd District Engineering Office	100,000,000	100,000,000
Pangasinan 4th District Engineering Office	98,000,000	98,000,000
Cordillera Administrative Region (CAR)	<u>63,000,000</u>	<u>63,000,000</u>
Apayao 2nd District Engineering Office	15,000,000	15,000,000
Ifugao 1st District Engineering Office	5,000,000	5,000,000
Lower Kalinga District Engineering Office	38,000,000	38,000,000
Upper Kalinga District Engineering Office	5,000,000	5,000,000
Region II - Cagayan Valley	<u>376,000,000</u>	<u>376,000,000</u>
Batanes District Engineering Office	26,000,000	26,000,000
Cagayan 1st District Engineering Office	30,000,000	30,000,000
Cagayan 2nd District Engineering Office	85,000,000	85,000,000
Cagayan 3rd District Engineering Office	15,000,000	15,000,000
Isabela 1st District Engineering Office	30,000,000	30,000,000
Isabela 2nd District Engineering Office	60,000,000	60,000,000
Isabela 3rd District Engineering Office	30,000,000	30,000,000
Nueva Vizcaya 2nd District Engineering Office	100,000,000	100,000,000
Region III - Central Luzon	<u>2,507,000,000</u>	<u>2,507,000,000</u>
Aurora District Engineering Office	158,000,000	158,000,000
Bataan 1st District Engineering Office	60,000,000	60,000,000

Bataan 2nd District Engineering Office	42,000,000	42,000,000
Bulacan 1st District Engineering Office	543,000,000	543,000,000
Bulacan 2nd District Engineering Office	36,000,000	36,000,000
Nueva Ecija 1st District Engineering Office	151,000,000	151,000,000
Nueva Ecija 2nd District Engineering Office	11,000,000	11,000,000
Pampanga 1st District Engineering Office	48,000,000	48,000,000
Pampanga 2nd District Engineering Office	438,000,000	438,000,000
Pampanga 3rd District Engineering Office	234,000,000	234,000,000
Tarlac District Engineering Office	495,000,000	495,000,000
Tarlac 2nd District Engineering Office	5,000,000	5,000,000
Zambales 1st District Engineering Office	286,000,000	286,000,000
Region IVA - CALABARZON	1,898,850,000	1,898,850,000
Batangas 1st District Engineering Office	38,300,000	38,300,000
Batangas 2nd District Engineering Office	84,000,000	84,000,000
Batangas 3rd District Engineering Office	165,000,000	165,000,000
Batangas 4th District Engineering Office	152,500,000	152,500,000
Cavite District Engineering Office	140,750,000	140,750,000
Cavite Third District Engineering Office	471,500,000	471,500,000
Laguna 1st District Engineering Office	293,000,000	293,000,000
Laguna 2nd District Engineering Office	242,000,000	242,000,000
Quezon 1st District Engineering Office	5,000,000	5,000,000
Quezon 2nd District Engineering Office	40,000,000	40,000,000
Quezon 3rd District Engineering Office	25,000,000	25,000,000
Quezon 4th District Engineering Office	20,800,000	20,800,000
Rizal 1st District Engineering Office	76,000,000	76,000,000
Rizal 2nd District Engineering Office	145,000,000	145,000,000
Region IVB - MIMAROPA	386,000,000	386,000,000
Marinduque District Engineering Office	86,000,000	86,000,000
Mindoro Occidental District Engineering Office	20,000,000	20,000,000
Mindoro Oriental District Engineering Office	125,000,000	125,000,000

Palawan 1st District Engineering Office	5,000,000	5,000,000
Palawan 2nd District Engineering Office	20,000,000	20,000,000
Palawan 3rd District Engineering Office	10,000,000	10,000,000
Romblon District Engineering Office	100,000,000	100,000,000
Southern Mindoro District Engineering Office	20,000,000	20,000,000
Region V - Bicol	1,121,500,000	1,121,500,000
Albay 1st District Engineering Office	131,000,000	131,000,000
Albay 2nd District Engineering Office	200,000,000	200,000,000
Camarines Norte District Engineering Office	140,000,000	140,000,000
Camarines Sur 2nd District Engineering Office	57,500,000	57,500,000
Camarines Sur 3rd District Engineering Office	25,000,000	25,000,000
Camarines Sur 4th District Engineering Office	50,000,000	50,000,000
Catanduanes District Engineering Office	60,000,000	60,000,000
Sorsogon District Engineering Office	281,000,000	281,000,000
Sorsogon 2nd District Engineering Office	177,000,000	177,000,000
Region VI - Western Visayas	569,000,000	569,000,000
Aklan District Engineering Office	80,000,000	80,000,000
Bacolod City District Engineering Office	5,000,000	5,000,000
Iloilo 1st District Engineering Office	55,000,000	55,000,000
Iloilo 3rd District Engineering Office	50,000,000	50,000,000
Iloilo 4th District Engineering Office	97,500,000	97,500,000
Iloilo City District Engineering Office	60,000,000	60,000,000
Negros Occidental 1st District Engineering Office	21,500,000	21,500,000
Negros Occidental 2nd District Engineering Office	150,000,000	150,000,000
Negros Occidental 4th District Engineering Office	50,000,000	50,000,000
Region VII - Central Visayas	580,000,000	580,000,000
Bohol 3rd District Engineering Office	100,000,000	100,000,000
Cebu 1st District Engineering Office	5,000,000	5,000,000
Cebu 2nd District Engineering Office	5,000,000	5,000,000
Cebu 3rd District Engineering Office	5,000,000	5,000,000

Cebu 4th District Engineering Office	5,000,000	5,000,000
Cebu 6th District Engineering Office	48,000,000	48,000,000
Cebu 7th District Engineering Office	320,000,000	320,000,000
Cebu City District Engineering Office	57,000,000	57,000,000
Negros Oriental 2nd District Engineering Office	35,000,000	35,000,000
Region VIII - Eastern Visayas	<u>350,000,000</u>	<u>350,000,000</u>
Biliran District Engineering Office	90,000,000	90,000,000
Eastern Samar District Engineering Office	45,000,000	45,000,000
Leyte 1st District Engineering Office	11,000,000	11,000,000
Leyte 3rd District Engineering Office	20,000,000	20,000,000
Leyte 4th District Engineering Office	5,000,000	5,000,000
Northern Samar 1st District Engineering Office	15,000,000	15,000,000
Northern Samar 2nd District Engineering Office	20,000,000	20,000,000
Samar 1st District Engineering Office	69,000,000	69,000,000
Samar 2nd District Engineering Office	20,000,000	20,000,000
Southern Leyte District Engineering Office	35,000,000	35,000,000
Tacloban City District Engineering Office	20,000,000	20,000,000
Region IX - Zamboanga Peninsula	<u>161,000,000</u>	<u>161,000,000</u>
Isabela City District Engineering Office	50,000,000	50,000,000
Zamboanga City District Engineering Office	96,000,000	96,000,000
Zamboanga del Norte 2nd District Engineering Office	10,000,000	10,000,000
Zamboanga del Sur 1st District Engineering Office	5,000,000	5,000,000
Region X - Northern Mindanao	<u>323,500,000</u>	<u>323,500,000</u>
Bukidnon 2nd District Engineering Office	5,000,000	5,000,000
Cagayan de Oro City 1st District Engineering Office	155,000,000	155,000,000
Cagayan de Oro City 2nd District Engineering Office	95,000,000	95,000,000
Camiguin District Engineering Office	56,500,000	56,500,000
Iligan City District Engineering Office	2,000,000	2,000,000
Misamis Oriental 2nd District Engineering Office	10,000,000	10,000,000

Region XI - Davao	<u>1,133,000,000</u>	<u>1,133,000,000</u>
Davao City District Engineering Office	1,008,000,000	1,008,000,000
Davao del Norte District Engineering Office	80,000,000	80,000,000
Davao del Sur District Engineering Office	5,000,000	5,000,000
Davao Occidental District Engineering Office	35,000,000	35,000,000
Davao Oriental 1st District Engineering Office	5,000,000	5,000,000
Region XII - SOCCSKSARGEN	<u>230,000,000</u>	<u>230,000,000</u>
Cotabato 1st District Engineering Office	10,000,000	10,000,000
Sarangani District Engineering Office	135,000,000	135,000,000
South Cotabato 1st District Engineering Office	40,000,000	40,000,000
South Cotabato 2nd District Engineering Office	10,000,000	10,000,000
Sultan Kudarat 1st District Engineering Office	15,000,000	15,000,000
Sultan Kudarat 2nd District Engineering Office	20,000,000	20,000,000
Region XIII - Caraga	<u>180,000,000</u>	<u>180,000,000</u>
Agusan del Sur 2nd District Engineering Office	115,000,000	115,000,000
Surigao del Norte 1st District Engineering Office	60,000,000	60,000,000
Surigao del Norte 2nd District Engineering Office	5,000,000	5,000,000
Basic Infrastructure Program (BIP) - Multi-Purpose Buildings/Facilities to support Social Services	<u>50,541,329,000</u>	<u>50,541,329,000</u>
Basic Infrastructure Program (BIP) - Multi-Purpose Buildings/Facilities to support Social Services	<u>50,541,329,000</u>	<u>50,541,329,000</u>
National Capital Region (NCR)	<u>17,745,714,000</u>	<u>17,745,714,000</u>
Central Office	13,282,564,000	13,282,564,000
Las Piñas-Muntinlupa District Engineering Office	228,000,000	228,000,000
Malabon-Navotas District Engineering Office	362,000,000	362,000,000
Metro Manila 1st District Engineering Office	1,364,250,000	1,364,250,000
Metro Manila 2nd District Engineering Office	258,700,000	258,700,000
Metro Manila 3rd District Engineering Office	584,600,000	584,600,000

North Manila District Engineering Office	459,250,000	459,250,000
Quezon City 1st District Engineering Office	523,350,000	523,350,000
Quezon City 2nd District Engineering Office	463,000,000	463,000,000
South Manila District Engineering Office	220,000,000	220,000,000
Region I - Ilocos	<u>1,916,350,000</u>	<u>1,916,350,000</u>
Ilocos Norte 1st District Engineering Office	145,000,000	145,000,000
Ilocos Norte 2nd District Engineering Office	215,000,000	215,000,000
Ilocos Sur 1st District Engineering Office	133,000,000	133,000,000
Ilocos Sur 2nd District Engineering Office	219,000,000	219,000,000
La Union 1st District Engineering Office	131,750,000	131,750,000
La Union 2nd District Engineering Office	81,000,000	81,000,000
Pangasinan 1st District Engineering Office	125,000,000	125,000,000
Pangasinan 2nd District Engineering Office	291,000,000	291,000,000
Pangasinan 3rd District Engineering Office	378,600,000	378,600,000
Pangasinan 4th District Engineering Office	197,000,000	197,000,000
Cordillera Administrative Region (CAR)	<u>951,750,000</u>	<u>951,750,000</u>
Abra District Engineering Office	370,000,000	370,000,000
Apayao 1st District Engineering Office	35,000,000	35,000,000
Apayao 2nd District Engineering Office	70,000,000	70,000,000
Baguio City District Engineering Office	162,000,000	162,000,000
Benguet 1st District Engineering Office	113,750,000	113,750,000
Benguet 2nd District Engineering Office	20,000,000	20,000,000
Ifugao 1st District Engineering Office	58,000,000	58,000,000

Ifugao 2nd District Engineering Office	40,000,000	40,000,000
Lower Kalinga District Engineering Office	49,000,000	49,000,000
Mountain Province 2nd District Engineering Office	13,500,000	13,500,000
Mountain Province First District Engineering Office	11,500,000	11,500,000
Upper Kalinga District Engineering Office	9,000,000	9,000,000
Region II - Cagayan Valley	1,897,080,000	1,897,080,000
Batanes District Engineering Office	59,700,000	59,700,000
Cagayan 1st District Engineering Office	243,380,000	243,380,000
Cagayan 2nd District Engineering Office	158,000,000	158,000,000
Cagayan 3rd District Engineering Office	318,000,000	318,000,000
Isabela 1st District Engineering Office	127,000,000	127,000,000
Isabela 2nd District Engineering Office	124,000,000	124,000,000
Isabela 3rd District Engineering Office	360,000,000	360,000,000
Isabela 4th District Engineering Office	272,000,000	272,000,000
Nueva Vizcaya 2nd District Engineering Office	64,000,000	64,000,000
Nueva Vizcaya District Engineering Office	141,000,000	141,000,000
Quirino District Engineering Office	30,000,000	30,000,000
Region III - Central Luzon	4,875,450,000	4,875,450,000
Aurora District Engineering Office	174,500,000	174,500,000
Bataan 1st District Engineering Office	132,000,000	132,000,000
Bataan 2nd District Engineering Office	182,000,000	182,000,000
Bulacan 1st District Engineering Office	1,244,450,000	1,244,450,000

Bulacan 2nd District Engineering Office	919,000,000	919,000,000
Nueva Ecija 1st District Engineering Office	290,750,000	290,750,000
Nueva Ecija 2nd District Engineering Office	261,000,000	261,000,000
Pampanga 1st District Engineering Office	497,000,000	497,000,000
Pampanga 2nd District Engineering Office	133,000,000	133,000,000
Pampanga 3rd District Engineering Office	5,000,000	5,000,000
Tarlac District Engineering Office	574,750,000	574,750,000
Tarlac 2nd District Engineering Office	30,000,000	30,000,000
Zambales 1st District Engineering Office	232,000,000	232,000,000
Zambales 2nd District Engineering Office	200,000,000	200,000,000
Region IVA - CALABARZON	5,377,735,000	5,377,735,000
Batangas 1st District Engineering Office	310,000,000	310,000,000
Batangas 2nd District Engineering Office	205,000,000	205,000,000
Batangas 3rd District Engineering Office	319,021,000	319,021,000
Batangas 4th District Engineering Office	1,193,000,000	1,193,000,000
Cavite District Engineering Office	467,750,000	467,750,000
Cavite 2nd District Engineering Office	357,500,000	357,500,000
Cavite Third District Engineering Office	363,000,000	363,000,000
Laguna 1st District Engineering Office	264,200,000	264,200,000
Laguna 2nd District Engineering Office	594,500,000	594,500,000
Laguna 3rd District Engineering Office	106,262,000	106,262,000

Quezon 1st District Engineering Office	166,502,000	166,502,000
Quezon 2nd District Engineering Office	175,000,000	175,000,000
Quezon 3rd District Engineering Office	210,000,000	210,000,000
Quezon 4th District Engineering Office	257,000,000	257,000,000
Rizal 1st District Engineering Office	276,000,000	276,000,000
Rizal 2nd District Engineering Office	113,000,000	113,000,000
Region IVB - MIMAROPA	<u>1,259,000,000</u>	<u>1,259,000,000</u>
Marinduque District Engineering Office	121,000,000	121,000,000
Mindoro Occidental District Engineering Office	80,000,000	80,000,000
Mindoro Oriental District Engineering Office	222,000,000	222,000,000
Palawan 1st District Engineering Office	70,000,000	70,000,000
Palawan 2nd District Engineering Office	28,000,000	28,000,000
Palawan 3rd District Engineering Office	72,000,000	72,000,000
Romblon District Engineering Office	442,000,000	442,000,000
Southern Mindoro District Engineering Office	224,000,000	224,000,000
Region V - Bicol	<u>1,883,000,000</u>	<u>1,883,000,000</u>
Albay 1st District Engineering Office	99,000,000	99,000,000
Albay 2nd District Engineering Office	89,000,000	89,000,000
Albay 3rd District Engineering Office	73,000,000	73,000,000
Camarines Norte District Engineering Office	118,000,000	118,000,000
Camarines Sur 1st District Engineering Office	90,000,000	90,000,000
Camarines Sur 2nd District Engineering Office	112,500,000	112,500,000

Camarines Sur 3rd District Engineering Office	108,000,000	108,000,000
Camarines Sur 4th District Engineering Office	90,500,000	90,500,000
Camarines Sur 5th District Engineering Office	135,000,000	135,000,000
Catanduanes District Engineering Office	142,000,000	142,000,000
Masbate 2nd District Engineering Office	5,000,000	5,000,000
Masbate 3rd District Engineering Office	46,000,000	46,000,000
Sorsogon District Engineering Office	469,500,000	469,500,000
Sorsogon 2nd District Engineering Office	305,500,000	305,500,000
Region VI - Western Visayas	<u>3,610,750,000</u>	<u>3,610,750,000</u>
Aklan District Engineering Office	330,750,000	330,750,000
Antique District Engineering Office	290,000,000	290,000,000
Bacolod City District Engineering Office	151,000,000	151,000,000
Capiz 1st District Engineering Office	116,750,000	116,750,000
Capiz 2nd District Engineering Office	107,250,000	107,250,000
Guimaras District Engineering Office	123,250,000	123,250,000
Iloilo 1st District Engineering Office	326,750,000	326,750,000
Iloilo 2nd District Engineering Office	725,250,000	725,250,000
Iloilo 3rd District Engineering Office	252,500,000	252,500,000
Iloilo 4th District Engineering Office	316,250,000	316,250,000
Iloilo City District Engineering Office	292,000,000	292,000,000
Negros Occidental 1st District Engineering Office	199,500,000	199,500,000

Negros Occidental 2nd District Engineering Office	211,000,000	211,000,000
Negros Occidental 3rd District Engineering Office	53,500,000	53,500,000
Negros Occidental 4th District Engineering Office	115,000,000	115,000,000
Region VII - Central Visayas	<u>2,365,750,000</u>	<u>2,365,750,000</u>
Bohol 1st District Engineering Office	295,000,000	295,000,000
Bohol 2nd District Engineering Office	201,000,000	201,000,000
Bohol 3rd District Engineering Office	298,000,000	298,000,000
Cebu 1st District Engineering Office	298,500,000	298,500,000
Cebu 2nd District Engineering Office	246,250,000	246,250,000
Cebu 3rd District Engineering Office	50,000,000	50,000,000
Cebu 4th District Engineering Office	18,000,000	18,000,000
Cebu 5th District Engineering Office	369,000,000	369,000,000
Cebu 6th District Engineering Office	189,000,000	189,000,000
Cebu 7th District Engineering Office	32,000,000	32,000,000
Cebu City District Engineering Office	110,000,000	110,000,000
Negros Oriental 1st District Engineering Office	10,000,000	10,000,000
Negros Oriental 2nd District Engineering Office	60,000,000	60,000,000
Negros Oriental 3rd District Engineering Office	68,000,000	68,000,000
Siquijor District Engineering Office	121,000,000	121,000,000
Region VIII - Eastern Visayas	<u>1,623,550,000</u>	<u>1,623,550,000</u>
Biliran District Engineering Office	180,000,000	180,000,000
Eastern Samar District Engineering Office	173,000,000	173,000,000
Leyte 1st District Engineering Office	120,400,000	120,400,000
Leyte 2nd District Engineering Office	90,000,000	90,000,000
Leyte 3rd District Engineering Office	185,000,000	185,000,000
Leyte 4th District Engineering Office	192,750,000	192,750,000

Leyte 5th District Engineering Office	45,000,000	45,000,000
Northern Samar 1st District Engineering Office	290,000,000	290,000,000
Northern Samar 2nd District Engineering Office	31,000,000	31,000,000
Samar 1st District Engineering Office	10,000,000	10,000,000
Samar 2nd District Engineering Office	130,000,000	130,000,000
Southern Leyte District Engineering Office	123,000,000	123,000,000
Southern Sub Leyte District Engineering Office	3,000,000	3,000,000
Tacloban City District Engineering Office	50,400,000	50,400,000
Region IX - Zamboanga Peninsula	<u>814,100,000</u>	<u>814,100,000</u>
Isabela City District Engineering Office	197,000,000	197,000,000
Zamboanga City District Engineering Office	59,000,000	59,000,000
Zamboanga del Norte 1st District Engineering Office	95,000,000	95,000,000
Zamboanga del Norte 2nd District Engineering Office	106,000,000	106,000,000
Zamboanga del Norte 3rd District Engineering Office	45,300,000	45,300,000
Zamboanga del Norte 4th District Engineering Office	16,800,000	16,800,000
Zamboanga del Sur 1st District Engineering Office	75,000,000	75,000,000
Zamboanga del Sur 2nd District Engineering Office	82,000,000	82,000,000
Zamboanga Sibugay 1st District Engineering Office	43,000,000	43,000,000
Zamboanga Sibugay 2nd District Engineering Office	95,000,000	95,000,000
Region X - Northern Mindanao	<u>2,474,100,000</u>	<u>2,474,100,000</u>
Bukidnon 1st District Engineering Office	281,000,000	281,000,000
Bukidnon 2nd District Engineering Office	262,500,000	262,500,000
Bukidnon 3rd District Engineering Office	342,000,000	342,000,000

Cagayan de Oro City 1st District Engineering Office	80,000,000	80,000,000
Cagayan de Oro City 2nd District Engineering Office	99,700,000	99,700,000
Camiguin District Engineering Office	105,000,000	105,000,000
Iligan City District Engineering Office	105,000,000	105,000,000
Lanao del Norte 1st District Engineering Office	55,000,000	55,000,000
Lanao del Norte 2nd District Engineering Office	173,400,000	173,400,000
Misamis Occidental 2nd District Engineering Office	253,500,000	253,500,000
Misamis Occidental District Engineering Office	112,000,000	112,000,000
Misamis Oriental 1st District Engineering Office	480,000,000	480,000,000
Misamis Oriental 2nd District Engineering Office	125,000,000	125,000,000
Region XI - Davao	<u>1,519,500,000</u>	<u>1,519,500,000</u>
Davao City District Engineering Office	163,000,000	163,000,000
Davao City 2nd District Engineering Office	199,000,000	199,000,000
Davao de Oro 1st District Engineering Office	190,000,000	190,000,000
Davao de Oro 2nd District Engineering Office	170,000,000	170,000,000
Davao del Norte District Engineering Office	237,000,000	237,000,000
Davao del Sur District Engineering Office	135,000,000	135,000,000
Davao Occidental District Engineering Office	178,000,000	178,000,000
Davao Oriental 1st District Engineering Office	110,000,000	110,000,000
Davao Oriental 2nd District Engineering Office	137,500,000	137,500,000

Region XII - SOCCSKSARGEN	<u>1,163,000,000</u>	<u>1,163,000,000</u>
Cotabato 1st District Engineering Office	61,000,000	61,000,000
Cotabato 2nd District Engineering Office	120,000,000	120,000,000
Cotabato 3rd District Engineering Office	194,250,000	194,250,000
Sarangani District Engineering Office	105,000,000	105,000,000
South Cotabato 1st District Engineering Office	283,750,000	283,750,000
South Cotabato 2nd District Engineering Office	23,000,000	23,000,000
Sultan Kudarat 1st District Engineering Office	191,500,000	191,500,000
Sultan Kudarat 2nd District Engineering Office	184,500,000	184,500,000
Region XIII - Caraga	<u>1,064,500,000</u>	<u>1,064,500,000</u>
Agusan del Norte District Engineering Office	160,000,000	160,000,000
Agusan del Sur 1st District Engineering Office	109,500,000	109,500,000
Agusan del Sur 2nd District Engineering Office	97,000,000	97,000,000
Butuan City District Engineering Office	105,000,000	105,000,000
Dinagat Islands District Engineering Office	170,000,000	170,000,000
Surigao del Norte 1st District Engineering Office	150,000,000	150,000,000
Surigao del Norte 2nd District Engineering Office	68,000,000	68,000,000
Surigao del Sur 1st District Engineering Office	112,000,000	112,000,000
Surigao del Sur 2nd District Engineering Office	93,000,000	93,000,000
Basic Infrastructure Program (BIP) - Major/Strategic Public Buildings/ Facilities Structural and Resilience Program	<u>927,750,000</u>	<u>927,750,000</u>

Basic Infrastructure Program (BIP) -
Major/Strategic Public Buildings/
Facilities Structural and Resilience Program

	<u>927,750,000</u>	<u>927,750,000</u>
National Capital Region (NCR)	<u>189,750,000</u>	<u>189,750,000</u>
Central Office	119,750,000	119,750,000
Las Piñas-Muntinlupa District Engineering Office	5,000,000	5,000,000
Metro Manila 1st District Engineering Office	65,000,000	65,000,000
Region I - Ilocos	<u>35,000,000</u>	<u>35,000,000</u>
Ilocos Norte 1st District Engineering Office	10,000,000	10,000,000
Ilocos Norte 2nd District Engineering Office	20,000,000	20,000,000
Ilocos Sur 1st District Engineering Office	5,000,000	5,000,000
Cordillera Administrative Region (CAR)	<u>30,000,000</u>	<u>30,000,000</u>
Benguet 1st District Engineering Office	30,000,000	30,000,000
Region II - Cagayan Valley	<u>25,000,000</u>	<u>25,000,000</u>
Cagayan 1st District Engineering Office	15,000,000	15,000,000
Isabela 2nd District Engineering Office	10,000,000	10,000,000
Region III - Central Luzon	<u>55,000,000</u>	<u>55,000,000</u>
Bulacan 1st District Engineering Office	5,000,000	5,000,000
Bulacan 2nd District Engineering Office	20,000,000	20,000,000
Tarlac 2nd District Engineering Office	10,000,000	10,000,000
Zambales 1st District Engineering Office	20,000,000	20,000,000
Region IVA - CALABARZON	<u>30,000,000</u>	<u>30,000,000</u>
Cavite District Engineering Office	5,000,000	5,000,000
Cavite Third District Engineering Office	5,000,000	5,000,000

Laguna 1st District Engineering Office	10,000,000	10,000,000
Quezon 3rd District Engineering Office	10,000,000	10,000,000
Region IVB - MIMAROPA	39,000,000	39,000,000
Mindoro Oriental District Engineering Office	4,000,000	4,000,000
Palawan 1st District Engineering Office	15,000,000	15,000,000
Romblon District Engineering Office	20,000,000	20,000,000
Region V - Bicol	42,000,000	42,000,000
Camarines Sur 4th District Engineering Office	5,000,000	5,000,000
Sorsogon District Engineering Office	37,000,000	37,000,000
Region VI - Western Visayas	92,000,000	92,000,000
Aklan District Engineering Office	7,000,000	7,000,000
Capiz 1st District Engineering Office	5,000,000	5,000,000
Iloilo 1st District Engineering Office	40,000,000	40,000,000
Iloilo 2nd District Engineering Office	40,000,000	40,000,000
Region VII - Central Visayas	20,000,000	20,000,000
Bohol 3rd District Engineering Office	10,000,000	10,000,000
Negros Oriental 2nd District Engineering Office	7,000,000	7,000,000
Negros Oriental 3rd District Engineering Office	3,000,000	3,000,000
Region VIII - Eastern Visayas	80,000,000	80,000,000
Biliran District Engineering Office	5,000,000	5,000,000
Eastern Samar District Engineering Office	25,000,000	25,000,000
Leyte 3rd District Engineering Office	50,000,000	50,000,000

Region IX - Zamboanga Peninsula	<u>15,000,000</u>	<u>15,000,000</u>
Zamboanga del Norte 2nd District Engineering Office	15,000,000	15,000,000
Region X - Northern Mindanao	<u>65,000,000</u>	<u>65,000,000</u>
Bukidnon 2nd District Engineering Office	5,000,000	5,000,000
Bukidnon 3rd District Engineering Office	3,000,000	3,000,000
Camiguin District Engineering Office	15,000,000	15,000,000
Misamis Occidental 2nd District Engineering Office	42,000,000	42,000,000
Region XI - Davao	<u>35,000,000</u>	<u>35,000,000</u>
Davao del Sur District Engineering Office	20,000,000	20,000,000
Davao Oriental 1st District Engineering Office	15,000,000	15,000,000
Region XIII - Caraga	<u>175,000,000</u>	<u>175,000,000</u>
Butuan City District Engineering Office	150,000,000	150,000,000
Dinagat Islands District Engineering Office	20,000,000	20,000,000
Surigao del Sur 1st District Engineering Office	5,000,000	5,000,000
Basic Infrastructure Program (BIP) - Evacuation Centers/Quarantine Facilities/ Public Health Facilities	<u>4,426,600,000</u>	<u>4,426,600,000</u>
Basic Infrastructure Program (BIP) - Evacuation Centers/Quarantine Facilities/ Public Health Facilities	<u>4,426,600,000</u>	<u>4,426,600,000</u>
National Capital Region (NCR)	<u>1,561,600,000</u>	<u>1,561,600,000</u>
Central Office	1,481,600,000	1,481,600,000
Las Piñas-Muntinlupa District Engineering Office	10,000,000	10,000,000
Metro Manila 1st District Engineering Office	60,000,000	60,000,000
Quezon City 2nd District Engineering Office	10,000,000	10,000,000

Region I - Ilocos	<u>240,000,000</u>	<u>240,000,000</u>
Ilocos Norte 2nd District Engineering Office	20,000,000	20,000,000
Ilocos Sur 1st District Engineering Office	15,000,000	15,000,000
Ilocos Sur 2nd District Engineering Office	85,000,000	85,000,000
La Union 1st District Engineering Office	6,000,000	6,000,000
Pangasinan 1st District Engineering Office	5,000,000	5,000,000
Pangasinan 2nd District Engineering Office	50,000,000	50,000,000
Pangasinan 3rd District Engineering Office	59,000,000	59,000,000
Cordillera Administrative Region (CAR)	<u>50,000,000</u>	<u>50,000,000</u>
Baguio City District Engineering Office	50,000,000	50,000,000
Region II - Cagayan Valley	<u>149,000,000</u>	<u>149,000,000</u>
Cagayan 1st District Engineering Office	50,000,000	50,000,000
Cagayan 2nd District Engineering Office	25,000,000	25,000,000
Isabela 1st District Engineering Office	10,000,000	10,000,000
Isabela 2nd District Engineering Office	14,000,000	14,000,000
Quirino District Engineering Office	50,000,000	50,000,000
Region III - Central Luzon	<u>360,000,000</u>	<u>360,000,000</u>
Aurora District Engineering Office	25,000,000	25,000,000
Bulacan 1st District Engineering Office	80,000,000	80,000,000
Nueva Ecija 1st District Engineering Office	55,000,000	55,000,000
Pampanga 3rd District Engineering Office	40,000,000	40,000,000

Tarlac District Engineering Office	140,000,000	140,000,000
Zambales 1st District Engineering Office	20,000,000	20,000,000
Region IVA - CALABARZON	720,000,000	720,000,000
Batangas 1st District Engineering Office	5,000,000	5,000,000
Batangas 2nd District Engineering Office	175,000,000	175,000,000
Batangas 4th District Engineering Office	75,000,000	75,000,000
Cavite 1st District Engineering Office	25,000,000	25,000,000
Cavite 2nd District Engineering Office	120,000,000	120,000,000
Cavite 3rd District Engineering Office	40,000,000	40,000,000
Laguna 1st District Engineering Office	25,000,000	25,000,000
Laguna 2nd District Engineering Office	150,000,000	150,000,000
Quezon 2nd District Engineering Office	20,000,000	20,000,000
Quezon 3rd District Engineering Office	40,000,000	40,000,000
Quezon 4th District Engineering Office	35,000,000	35,000,000
Rizal 1st District Engineering Office	10,000,000	10,000,000
Region IVB - MIMAROPA	25,000,000	25,000,000
Marinduque District Engineering Office	10,000,000	10,000,000
Palawan 1st District Engineering Office	15,000,000	15,000,000
Region V - Bicol	365,000,000	365,000,000
Albay 1st District Engineering Office	45,000,000	45,000,000
Albay 2nd District Engineering Office	66,000,000	66,000,000
Albay 3rd District Engineering Office	5,000,000	5,000,000

Camarines Norte District Engineering Office	55,000,000	55,000,000
Camarines Sur 2nd District Engineering Office	40,000,000	40,000,000
Camarines Sur 3rd District Engineering Office	50,000,000	50,000,000
Camarines Sur 5th District Engineering Office	10,000,000	10,000,000
Catanduanes District Engineering Office	15,000,000	15,000,000
Masbate 3rd District Engineering Office	21,000,000	21,000,000
Sorsogon District Engineering Office	33,000,000	33,000,000
Sorsogon 2nd District Engineering Office	25,000,000	25,000,000
Region VI - Western Visayas	<u>163,000,000</u>	<u>163,000,000</u>
Aklan District Engineering Office	58,000,000	58,000,000
Antique District Engineering Office	10,000,000	10,000,000
Iloilo 2nd District Engineering Office	30,000,000	30,000,000
Iloilo 3rd District Engineering Office	20,000,000	20,000,000
Iloilo City District Engineering Office	25,000,000	25,000,000
Negros Occidental 2nd District Engineering Office	10,000,000	10,000,000
Negros Occidental 3rd District Engineering Office	10,000,000	10,000,000
Region VII - Central Visayas	<u>312,500,000</u>	<u>312,500,000</u>
Bohol 1st District Engineering Office	55,500,000	55,500,000
Bohol 2nd District Engineering Office	8,000,000	8,000,000
Cebu 1st District Engineering Office	10,000,000	10,000,000
Cebu 2nd District Engineering Office	58,000,000	58,000,000
Cebu 3rd District Engineering Office	5,000,000	5,000,000
Cebu 6th District Engineering Office	18,000,000	18,000,000
Negros Oriental 1st District Engineering Office	135,000,000	135,000,000
Negros Oriental 2nd District Engineering Office	23,000,000	23,000,000
Region VIII - Eastern Visayas	<u>117,000,000</u>	<u>117,000,000</u>

Biliran District Engineering Office	4,000,000	4,000,000
Eastern Samar District Engineering Office	40,000,000	40,000,000
Leyte 1st District Engineering Office	45,000,000	45,000,000
Northern Samar 1st District Engineering Office	10,000,000	10,000,000
Northern Samar 2nd District Engineering Office	18,000,000	18,000,000
Region IX - Zamboanga Peninsula	<u>35,000,000</u>	<u>35,000,000</u>
Zamboanga del Norte 1st District Engineering Office	15,000,000	15,000,000
Zamboanga del Norte 2nd District Engineering Office	5,000,000	5,000,000
Zamboanga Sibugay 1st District Engineering Office	15,000,000	15,000,000
Region X - Northern Mindanao	<u>78,500,000</u>	<u>78,500,000</u>
Bukidnon 2nd District Engineering Office	32,500,000	32,500,000
Cagayan de Oro City 2nd District Engineering Office	15,000,000	15,000,000
Iligan City District Engineering Office	15,000,000	15,000,000
Misamis Occidental 1st District Engineering Office	6,000,000	6,000,000
Misamis Oriental 1st District Engineering Office	10,000,000	10,000,000
Region XI - Davao	<u>37,000,000</u>	<u>37,000,000</u>
Davao del Sur District Engineering Office	15,000,000	15,000,000
Davao Occidental District Engineering Office	15,000,000	15,000,000
Davao Oriental 1st District Engineering Office	7,000,000	7,000,000
Region XII - SOCCSKSARGEN	<u>155,000,000</u>	<u>155,000,000</u>
Cotabato 2nd District Engineering Office	100,000,000	100,000,000
Cotabato 3rd District Engineering Office	15,000,000	15,000,000
Sarangani District Engineering Office	10,000,000	10,000,000
Sultan Kudarat 1st District Engineering Office	30,000,000	30,000,000
Region XIII - Caraga	<u>58,000,000</u>	<u>58,000,000</u>
Agusan del Sur 1st District Engineering Office	10,000,000	10,000,000
Agusan del Sur 2nd District Engineering Office	5,000,000	5,000,000

Surigao del Norte 2nd District Engineering Office	25,000,000	25,000,000
Surigao del Sur 1st District Engineering Office	18,000,000	18,000,000
Basic Infrastructure Program (BIP) - Public Water Supply System (Level II or III)	<u>2,291,000,000</u>	<u>2,291,000,000</u>
Basic Infrastructure Program (BIP) - Public Water Supply System (Level II or III)	<u>2,291,000,000</u>	<u>2,291,000,000</u>
National Capital Region (NCR)	<u>650,000,000</u>	<u>650,000,000</u>
Central Office	600,000,000	600,000,000
South Manila District Engineering Office	50,000,000	50,000,000
Region I - Ilocos	<u>62,000,000</u>	<u>62,000,000</u>
Ilocos Norte 1st District Engineering Office	10,000,000	10,000,000
Ilocos Sur 1st District Engineering Office	27,000,000	27,000,000
La Union 1st District Engineering Office	5,000,000	5,000,000
La Union 2nd District Engineering Office	5,000,000	5,000,000
Pangasinan 1st District Engineering Office	5,000,000	5,000,000
Pangasinan 2nd District Engineering Office	10,000,000	10,000,000
Cordillera Administrative Region (CAR)	<u>15,000,000</u>	<u>15,000,000</u>
Ifugao 1st District Engineering Office	10,000,000	10,000,000
Mountain Province District Engineering Office	5,000,000	5,000,000
Region II - Cagayan Valley	<u>71,000,000</u>	<u>71,000,000</u>
Batanes District Engineering Office	11,000,000	11,000,000
Cagayan 3rd District Engineering Office	15,000,000	15,000,000
Isabela 1st District Engineering Office	15,000,000	15,000,000
Isabela 2nd District Engineering Office	5,000,000	5,000,000
Isabela 3rd District Engineering Office	25,000,000	25,000,000
Region III - Central Luzon	<u>45,000,000</u>	<u>45,000,000</u>
Aurora District Engineering Office	15,000,000	15,000,000

Bataan 2nd District Engineering Office	5,000,000	5,000,000
Bulacan 2nd District Engineering Office	15,000,000	15,000,000
Nueva Ecija 2nd District Engineering Office	5,000,000	5,000,000
Tarlac 2nd District Engineering Office	5,000,000	5,000,000
Region IVA - CALABARZON	211,500,000	211,500,000
Batangas 1st District Engineering Office	36,000,000	36,000,000
Batangas 2nd District Engineering Office	5,000,000	5,000,000
Batangas 3rd District Engineering Office	30,000,000	30,000,000
Batangas 4th District Engineering Office	58,000,000	58,000,000
Cavite 2nd District Engineering Office	25,000,000	25,000,000
Laguna 3rd District Engineering Office	12,500,000	12,500,000
Quezon 2nd District Engineering Office	45,000,000	45,000,000
Region IVB - MIMAROPA	113,000,000	113,000,000
Marinduque District Engineering Office	13,000,000	13,000,000
Mindoro Oriental District Engineering Office	5,000,000	5,000,000
Mindoro Occidental District Engineering Office	35,000,000	35,000,000
Palawan 1st District Engineering Office	60,000,000	60,000,000
Region V - Bicol	70,000,000	70,000,000
Albay 1st District Engineering Office	20,000,000	20,000,000
Albay 3rd District Engineering Office	5,000,000	5,000,000
Camarines Sur 1st District Engineering Office	5,000,000	5,000,000
Camarines Sur 4th District Engineering Office	5,000,000	5,000,000
Catanduanes District Engineering Office	25,000,000	25,000,000
Sorsogon 2nd District Engineering Office	10,000,000	10,000,000
Region VI - Western Visayas	105,000,000	105,000,000
Aklan District Engineering Office	15,000,000	15,000,000
Bacolod City District Engineering Office	15,000,000	15,000,000
Negros Occidental 1st District Engineering Office	60,000,000	60,000,000

Negros Occidental 2nd District Engineering Office	10,000,000	10,000,000
Negros Occidental 4th District Engineering Office	5,000,000	5,000,000
Region VII - Central Visayas	<u>115,000,000</u>	<u>115,000,000</u>
Bohol 1st District Engineering Office	5,000,000	5,000,000
Bohol 3rd District Engineering Office	55,000,000	55,000,000
Cebu 5th District Engineering Office	16,000,000	16,000,000
Cebu 6th District Engineering Office	5,000,000	5,000,000
Cebu 7th District Engineering Office	5,000,000	5,000,000
Negros Oriental 2nd District Engineering Office	5,000,000	5,000,000
Negros Oriental 3rd District Engineering Office	24,000,000	24,000,000
Region VIII - Eastern Visayas	<u>65,000,000</u>	<u>65,000,000</u>
Leyte 3rd District Engineering Office	5,000,000	5,000,000
Leyte 4th District Engineering Office	20,000,000	20,000,000
Leyte 5th District Engineering Office	10,000,000	10,000,000
Northern Samar 2nd District Engineering Office	30,000,000	30,000,000
Region IX - Zamboanga Peninsula	<u>142,000,000</u>	<u>142,000,000</u>
Zamboanga City District Engineering Office	15,000,000	15,000,000
Zamboanga del Norte 1st District Engineering Office	4,000,000	4,000,000
Zamboanga del Norte 2nd District Engineering Office	3,000,000	3,000,000
Zamboanga del Norte 3rd District Engineering Office	5,000,000	5,000,000
Zamboanga del Sur 1st District Engineering Office	10,000,000	10,000,000
Zamboanga Sibugay 1st District Engineering Office	80,000,000	80,000,000
Zamboanga Sibugay 2nd District Engineering Office	25,000,000	25,000,000
Region X - Northern Mindanao	<u>315,000,000</u>	<u>315,000,000</u>
Bukidnon 1st District Engineering Office	55,000,000	55,000,000
Bukidnon 2nd District Engineering Office	45,000,000	45,000,000
Bukidnon 3rd District Engineering Office	55,000,000	55,000,000
Iligan City District Engineering Office	15,000,000	15,000,000
Lanao del Norte 1st District Engineering Office	10,000,000	10,000,000
Lanao del Norte 2nd District Engineering Office	5,000,000	5,000,000

Misamis Occidental District Engineering Office			5,000,000	5,000,000
Misamis Occidental 2nd District Engineering Office			45,000,000	45,000,000
Misamis Oriental 1st District Engineering Office			50,000,000	50,000,000
Misamis Oriental 2nd District Engineering Office			30,000,000	30,000,000
Region XI - Davao			<u>106,000,000</u>	<u>106,000,000</u>
Davao City 2nd District Engineering Office			45,000,000	45,000,000
Davao City District Engineering Office			10,000,000	10,000,000
Davao del Norte District Engineering Office			36,000,000	36,000,000
Davao del Sur District Engineering Office			5,000,000	5,000,000
Davao Oriental 1st District Engineering Office			5,000,000	5,000,000
Davao Oriental 2nd District Engineering Office			5,000,000	5,000,000
Region XII - SOCCSKSARGEN			<u>145,000,000</u>	<u>145,000,000</u>
Cotabato 2nd District Engineering Office			5,000,000	5,000,000
Cotabato 3rd District Engineering Office			20,000,000	20,000,000
South Cotabato 1st District Engineering Office			7,500,000	7,500,000
South Cotabato 2nd District Engineering Office			112,500,000	112,500,000
Region XIII - Caraga			<u>60,500,000</u>	<u>60,500,000</u>
Agusan del Sur 1st District Engineering Office			5,500,000	5,500,000
Surigao del Norte 2nd District Engineering Office			5,000,000	5,000,000
Surigao del Sur 1st District Engineering Office			50,000,000	50,000,000
Sub-total, Operations			<u>841,198,293,000</u>	<u>841,198,293,000</u>
Sub-total, Programs	<u>11,686,309,000</u>	<u>6,825,760,000</u>	<u>845,098,013,000</u>	<u>863,610,082,000</u>

PROJECTS**Locally-Funded Project(s)**

Buildings and Other Structures -
Multipurpose / Facilities - National
Building Program

Construction/Rehabilitation of Buildings

National Capital Region (NCR)

Central Office

Las Piñas-Muntinlupa District
Engineering Office

<u>20,179,570,000</u>	<u>20,179,570,000</u>
<u>20,179,570,000</u>	<u>20,179,570,000</u>
<u>16,310,577,000</u>	<u>16,310,577,000</u>
15,996,620,000	15,996,620,000
35,000,000	35,000,000

Metro Manila 1st District Engineering Office	60,000,000	60,000,000
Metro Manila 2nd District Engineering Office	14,000,000	14,000,000
Metro Manila 3rd District Engineering Office	20,000,000	20,000,000
North Manila District Engineering Office	50,000,000	50,000,000
Quezon City 1st District Engineering Office	12,000,000	12,000,000
Quezon City 2nd District Engineering Office	50,000,000	50,000,000
South Manila District Engineering Office	72,957,000	72,957,000
Region I - Ilocos	<u>199,317,000</u>	<u>199,317,000</u>
Ilocos Norte 1st District Engineering Office	33,387,000	33,387,000
Ilocos Sur 1st District Engineering Office	24,500,000	24,500,000
Ilocos Sur 2nd District Engineering Office	100,000,000	100,000,000
La Union 1st District Engineering Office	4,000,000	4,000,000
La Union 2nd District Engineering Office	6,190,000	6,190,000
Pangasinan 3rd District Engineering Office	18,154,000	18,154,000
Pangasinan 4th District Engineering Office	13,086,000	13,086,000
Cordillera Administrative Region (CAR)	<u>287,367,000</u>	<u>287,367,000</u>
Apayao 1st District Engineering Office	40,000,000	40,000,000
Apayao 2nd District Engineering Office	32,867,000	32,867,000
Ifugao 2nd District Engineering Office	105,000,000	105,000,000
Lower Kalinga District Engineering Office	8,000,000	8,000,000
Mountain Province 2nd District Engineering Office	30,000,000	30,000,000

Mountain Province First District Engineering Office	71,500,000	71,500,000
Region II - Cagayan Valley	230,233,000	230,233,000
Batanes District Engineering Office	12,000,000	12,000,000
Cagayan 2nd District Engineering Office	36,272,000	36,272,000
Cagayan 3rd District Engineering Office	88,000,000	88,000,000
Isabela 2nd District Engineering Office	15,428,000	15,428,000
Isabela 4th District Engineering Office	78,533,000	78,533,000
Region III - Central Luzon	344,444,000	344,444,000
Aurora District Engineering Office	44,904,000	44,904,000
Bataan 2nd District Engineering Office	23,200,000	23,200,000
Bulacan 1st District Engineering Office	97,564,000	97,564,000
Nueva Ecija 2nd District Engineering Office	18,293,000	18,293,000
Pampanga 1st District Engineering Office	98,684,000	98,684,000
Pampanga 2nd District Engineering Office	2,280,000	2,280,000
Pampanga 3rd District Engineering Office	59,519,000	59,519,000
Region IVA - CALABARZON	300,456,000	300,456,000
Batangas 1st District Engineering Office	20,000,000	20,000,000
Cavite 2nd District Engineering Office	10,000,000	10,000,000
Cavite 1st District Engineering Office	50,000,000	50,000,000
Cavite Third District Engineering Office	50,000,000	50,000,000
Laguna 1st District Engineering Office	2,200,000	2,200,000
Quezon 1st District Engineering Office	9,386,000	9,386,000
Quezon 2nd District Engineering Office	5,000,000	5,000,000
Quezon 3rd District Engineering Office	8,000,000	8,000,000
Quezon 4th District Engineering Office	100,000,000	100,000,000
Rizal 1st District Engineering Office	45,870,000	45,870,000
Region IVB- MIMAROPA	122,350,000	122,350,000
Marinduque District Engineering Office	30,000,000	30,000,000
Mindoro Occidental District Engineering Office	30,000,000	30,000,000
Mindoro Oriental District Engineering Office	5,000,000	5,000,000

Palawan 1st District Engineering Office	40,000,000	40,000,000
Palawan 2nd District Engineering Office	17,350,000	17,350,000
Region V - Bicol	<u>328,918,000</u>	<u>328,918,000</u>
Albay 2nd District Engineering Office	141,300,000	141,300,000
Albay 3rd District Engineering Office	55,000,000	55,000,000
Camarines Sur 1st District Engineering Office	1,448,000	1,448,000
Camarines Sur 4th District Engineering Office	20,888,000	20,888,000
Catanduanes District Engineering Office	18,082,000	18,082,000
Masbate 1st District Engineering Office	15,000,000	15,000,000
Masbate 2nd District Engineering Office	70,000,000	70,000,000
Masbate 3rd District Engineering Office	7,200,000	7,200,000
Region VI - Western Visayas	<u>206,196,000</u>	<u>206,196,000</u>
Aklan District Engineering Office	50,000,000	50,000,000
Iloilo 3rd District Engineering Office	15,962,000	15,962,000
Iloilo City District Engineering Office	82,798,000	82,798,000
Negros Occidental 1st District Engineering Office	5,000,000	5,000,000
Negros Occidental 3rd District Engineering Office	50,000,000	50,000,000
Negros Occidental 4th District Engineering Office	2,436,000	2,436,000
Region VII - Central Visayas	<u>473,133,000</u>	<u>473,133,000</u>
Bohol 2nd District Engineering Office	58,159,000	58,159,000
Bohol 3rd District Engineering Office	40,113,000	40,113,000
Cebu 1st District Engineering Office	43,000,000	43,000,000
Cebu 2nd District Engineering Office	69,242,000	69,242,000
Cebu 3rd District Engineering Office	6,000,000	6,000,000
Cebu 7th District Engineering Office	110,000,000	110,000,000
Cebu City District Engineering Office	96,619,000	96,619,000
Negros Oriental 3rd District Engineering Office	50,000,000	50,000,000
Region VIII - Eastern Visayas	<u>627,645,000</u>	<u>627,645,000</u>
Biliran District Engineering Office	20,000,000	20,000,000
Eastern Samar District Engineering Office	62,000,000	62,000,000

Leyte 1st District Engineering Office	322,000,000	322,000,000
Leyte 2nd District Engineering Office	8,075,000	8,075,000
Leyte 4th District Engineering Office	29,000,000	29,000,000
Northern Samar 1st District Engineering Office	15,000,000	15,000,000
Northern Samar 2nd District Engineering Office	5,000,000	5,000,000
Samar 2nd District Engineering Office	80,000,000	80,000,000
Southern Leyte District Engineering Office	5,070,000	5,070,000
Tacloban City District Engineering Office	81,500,000	81,500,000
Region IX - Zamboanga Peninsula	154,352,000	154,352,000
Isabela City District Engineering Office	40,000,000	40,000,000
Zamboanga City District Engineering Office	10,352,000	10,352,000
Zamboanga del Norte 1st District Engineering Office	5,000,000	5,000,000
Zamboanga del Norte 4th District Engineering Office	40,000,000	40,000,000
Zamboanga del Sur 1st District Engineering Office	54,000,000	54,000,000
Zamboanga del Sur 2nd District Engineering Office	5,000,000	5,000,000
Region X - Northern Mindanao	181,682,000	181,682,000
Bukidnon 1st District Engineering Office	32,427,000	32,427,000
Bukidnon 2nd District Engineering Office	57,400,000	57,400,000
Bukidnon 3rd District Engineering Office	22,500,000	22,500,000
Cagayan de Oro City 1st District Engineering Office	10,000,000	10,000,000
Camiguin District Engineering Office	10,000,000	10,000,000
Lanao del Norte 2nd District Engineering Office	7,539,000	7,539,000
Misamis Occidental 2nd District Engineering Office	21,816,000	21,816,000
Misamis Oriental 2nd District Engineering Office	20,000,000	20,000,000
Region XI - Davao	239,600,000	239,600,000
Davao City District Engineering Office	40,000,000	40,000,000
Davao City 2nd District Engineering Office	50,000,000	50,000,000
Davao de Oro 1st District Engineering Office	40,000,000	40,000,000
Davao del Norte District Engineering Office	38,000,000	38,000,000
Davao del Sur District Engineering Office	51,600,000	51,600,000

Davao Oriental 1st District Engineering Office	20,000,000	20,000,000
Region XII - SOCCSKSARGEN	113,500,000	113,500,000
Cotabato 1st District Engineering Office	25,000,000	25,000,000
Cotabato 2nd District Engineering Office	13,000,000	13,000,000
South Cotabato 2nd District Engineering Office	50,000,000	50,000,000
Sultan Kudarat 2nd District Engineering Office	25,500,000	25,500,000
Region XIII - Caraga	59,800,000	59,800,000
Agusan del Norte District Engineering Office	15,000,000	15,000,000
Surigao del Norte 1st District Engineering Office	14,800,000	14,800,000
Surigao del Sur 1st District Engineering Office	30,000,000	30,000,000
National roads and bridges - National Roads - Public-Private Partnership Strategic Support Fund (including ROW and Subsidy)	1,393,437,000	1,393,437,000
Public-Private Partnership Strategic Support Fund (including ROW and Subsidy, and Variations)	1,393,437,000	1,393,437,000
National Capital Region (NCR)	1,393,437,000	1,393,437,000
Central Office	1,393,437,000	1,393,437,000
Sub-total, Locally-Funded Project(s)	21,573,007,000	21,573,007,000
Foreign Assisted-Project(s)		
Road Upgrading and Preservation Project (RUPP), JICA, PH-P247	91,710,000	91,710,000
National Capital Region (NCR)	91,710,000	91,710,000
Central Office	91,710,000	91,710,000
GOP Counterpart	91,710,000	91,710,000
Reconstruction and Development Plan for Greater Marawi, Stage 2, ADB Loan No. 3769-PHI	162,411,000	162,411,000
National Capital Region (NCR)	162,411,000	162,411,000
Central Office	162,411,000	162,411,000
GOP Counterpart	162,411,000	162,411,000
Central Luzon Link Expressway (CLLEX), Phase I, La Paz, Tarlac to Cabanatuan City, JICA, PH - P249	254,151,000	254,151,000
National Capital Region (NCR)	254,151,000	254,151,000
Central Office	254,151,000	254,151,000
GOP Counterpart	254,151,000	254,151,000
Arterial Road Bypass Construction Project, Phase III JICA - PH-P266	19,793,000	19,793,000

National Capital Region (NCR)	19,793,000	19,793,000
Central Office	19,793,000	19,793,000
GOP Counterpart	19,793,000	19,793,000
Davao City By-Pass Construction Project (South and Center Sections), JICA, PH-P261	104,197,000	104,197,000
National Capital Region (NCR)	104,197,000	104,197,000
Central Office	104,197,000	104,197,000
GOP Counterpart	104,197,000	104,197,000
Philippines-Korea Project Preparation Facility (PK-PPF)	25,282,000	25,282,000
National Capital Region (NCR)	25,282,000	25,282,000
Central Office	25,282,000	25,282,000
GOP Counterpart	25,282,000	25,282,000
Cebu-Mactan Bridge and Coastal Road Construction Project	351,830,000	351,830,000
National Capital Region (NCR)	351,830,000	351,830,000
Central Office	351,830,000	351,830,000
GOP Counterpart	351,830,000	351,830,000
Panay-Guimaras-Negros (PGN) Island Bridges Project	57,186,000	57,186,000
National Capital Region (NCR)	57,186,000	57,186,000
Central Office	57,186,000	57,186,000
GOP Counterpart	57,186,000	57,186,000
Dalton Pass East Alignment Road Project (East Dalton Bypass Project) - JICA	5,181,000	5,181,000
National Capital Region (NCR)	5,181,000	5,181,000
Central Office	5,181,000	5,181,000
GOP Counterpart	5,181,000	5,181,000
Davao City Expressway Project	5,181,000	5,181,000
National Capital Region (NCR)	5,181,000	5,181,000
Central Office	5,181,000	5,181,000
GOP Counterpart	5,181,000	5,181,000
Bataan-Cavite Interlink Bridge Project	255,000,000	255,000,000
National Capital Region (NCR)	255,000,000	255,000,000
Central Office	255,000,000	255,000,000
GOP Counterpart	255,000,000	255,000,000
Laguna-Lakeshore Road Network Project	300,000,000	300,000,000
National Capital Region (NCR)	300,000,000	300,000,000
Central Office	300,000,000	300,000,000
GOP Counterpart	300,000,000	300,000,000
Infrastructure Preparation and Innovation Facility (IPIF), Additional Financing, ADB Loan No. 3886 - PHI	100,000,000	100,000,000

National Capital Region (NCR)	100,000,000	100,000,000
Central Office	100,000,000	100,000,000
GOP Counterpart	100,000,000	100,000,000
Panglao Island-Tagbilaran City Bridge Offshore Connector, Main Bridge and Dupinga Bridge	100,000,000	100,000,000
National Capital Region (NCR)	100,000,000	100,000,000
Central Office	100,000,000	100,000,000
GOP Counterpart	100,000,000	100,000,000
Davao ByPass Construction Project, Package I (South and Center Sections), JICA, PH-P273	452,681,000	452,681,000
National Capital Region (NCR)	452,681,000	452,681,000
Central Office	452,681,000	452,681,000
GOP Counterpart	452,681,000	452,681,000
Improving Growth Corridors in Mindanao Road Sector Project	511,178,000	511,178,000
National Capital Region (NCR)	511,178,000	511,178,000
Central Office	511,178,000	511,178,000
GOP Counterpart	511,178,000	511,178,000
Infrastructure Preparation and Innovation Facility (IPIF), Output 1 (Roads and Bridges), ADB, Technical Assistance Loan	153,399,000	153,399,000
National Capital Region (NCR)	153,399,000	153,399,000
Central Office	153,399,000	153,399,000
GOP Counterpart	153,399,000	153,399,000
Metro Manila Interchange Construction Project, Phase VI (JICA, PH - P258)	103,627,000	103,627,000
National Capital Region (NCR)	103,627,000	103,627,000
Central Office	103,627,000	103,627,000
GOP Counterpart	103,627,000	103,627,000
Road Network Development Project in Conflict-Affected Areas in Mindanao (RNDP-CAAM), JICA-Assisted	123,858,000	123,858,000
National Capital Region (NCR)	123,858,000	123,858,000
Central Office	123,858,000	123,858,000
GOP Counterpart	123,858,000	123,858,000
Metro Manila Priority Bridges for Seismic Design Improvement Project, JICA, PH-P260	100,912,000	100,912,000
National Capital Region (NCR)	100,912,000	100,912,000
Central Office	100,912,000	100,912,000
GOP Counterpart	100,912,000	100,912,000
Metro Manila Priority Bridges for Seismic Design Improvement Project, JICA, PH-P272	100,000,000	100,000,000
National Capital Region (NCR)	100,000,000	100,000,000
Central Office	100,000,000	100,000,000
GOP Counterpart	100,000,000	100,000,000

Two China Aid Bridges Project: Estrella-Pantaleon Bridge and Binondo-Intramuros Bridge	100,000,000	100,000,000
National Capital Region (NCR)	100,000,000	100,000,000
Central Office	100,000,000	100,000,000
GOP Counterpart	100,000,000	100,000,000
Priority Bridges crossing Pasig-Marikina River and Manggahan Floodway Bridges Construction Project, under China Government Financing Facility	310,089,000	310,089,000
National Capital Region (NCR)	310,089,000	310,089,000
Central Office	310,089,000	310,089,000
GOP Counterpart	310,089,000	310,089,000
Samal Island Davao City Connector (SIDC) Project	378,204,000	378,204,000
National Capital Region (NCR)	378,204,000	378,204,000
Central Office	378,204,000	378,204,000
GOP Counterpart	378,204,000	378,204,000
Panguil Bay Bridge Construction Project, Misamis Occidental and Lanao del Norte Provinces, Region X, Cooperation Fund, KEDCF, L/A No. 18	409,177,000	409,177,000
National Capital Region (NCR)	409,177,000	409,177,000
Central Office	409,177,000	409,177,000
GOP Counterpart	409,177,000	409,177,000
China Aid Localized Project for Davao River Bridge (Bucana Bridge)	33,875,000	33,875,000
National Capital Region (NCR)	33,875,000	33,875,000
Central Office	33,875,000	33,875,000
GOP Counterpart	33,875,000	33,875,000
Iconic Bridges Project for Sustainable Socio-Economic Development of the Republic of the Philippines, Phase I	10,000,000	10,000,000
National Capital Region (NCR)	10,000,000	10,000,000
Central Office	10,000,000	10,000,000
GOP Counterpart	10,000,000	10,000,000
Steel Flyover Construction for Traffic Decongestion in Urban Areas, Phase I	10,000,000	10,000,000
National Capital Region (NCR)	10,000,000	10,000,000
Central Office	10,000,000	10,000,000
GOP Counterpart	10,000,000	10,000,000
Metro Manila Bridges Project (MMPB)	407,751,000	407,751,000
National Capital Region (NCR)	407,751,000	407,751,000
Central Office	407,751,000	407,751,000
GOP Counterpart	407,751,000	407,751,000
Urgent Bridges Construction Project for Rural Development, Phase II (UBCPRD II)	10,000,000	10,000,000

National Capital Region (NCR)	10,000,000	10,000,000
Central Office	10,000,000	10,000,000
GOP Counterpart	10,000,000	10,000,000
Bridge Construction and Improvement Program (BCIP)	10,000,000	10,000,000
National Capital Region (NCR)	10,000,000	10,000,000
Central Office	10,000,000	10,000,000
GOP Counterpart	10,000,000	10,000,000
Metro Manila Flood Management Project, Phase I (MMFMPI)	234,311,000	234,311,000
National Capital Region (NCR)	234,311,000	234,311,000
Central Office	234,311,000	234,311,000
GOP Counterpart	234,311,000	234,311,000
Flood Risk Management Project (FRIMP) in Cagayan, Tagoloan and Imus Rivers, JICA, PH - P253	275,000,000	275,000,000
National Capital Region (NCR)	275,000,000	275,000,000
Central Office	275,000,000	275,000,000
GOP Counterpart	275,000,000	275,000,000
Flood Risk Management Project for Cagayan de Oro River (JICA, PH - P259)	451,709,000	451,709,000
National Capital Region (NCR)	451,709,000	451,709,000
Central Office	451,709,000	451,709,000
GOP Counterpart	451,709,000	451,709,000
Cavite Industrial Area Flood Risk Management Project (CIA-FRMP)	325,000,000	325,000,000
National Capital Region (NCR)	325,000,000	325,000,000
Central Office	325,000,000	325,000,000
GOP Counterpart	325,000,000	325,000,000
Infrastructure Preparation and Innovation Facility (IPIF), Output 2 (Water Projects), ADB, Technical Assistance Loan, ADB 3589-PHI	62,520,000	62,520,000
National Capital Region (NCR)	62,520,000	62,520,000
Central Office	62,520,000	62,520,000
GOP Counterpart	62,520,000	62,520,000
Pasig - Marikina River Channel Improvement Project (PMRCIP), Phase IV, JICA, PH - P271	896,394,000	896,394,000
National Capital Region (NCR)	896,394,000	896,394,000
Central Office	896,394,000	896,394,000
GOP Counterpart	896,394,000	896,394,000

Integrated Disaster Risk Reduction and Climate Change Adaptation Measures in the low Lying Areas of Pampanga Bay, Pampanga (KEDCF L/A No. PHL-17)			387,806,000	387,806,000				
National Capital Region (NCR)			387,806,000	387,806,000				
Central Office			387,806,000	387,806,000				
GOP Counterpart			387,806,000	387,806,000				
Philippines-Korea Project Preparation Facility (PK-PPF), KEDCF PHL-20, Output 2 (Flood Control)			107,573,000	107,573,000				
National Capital Region (NCR)			107,573,000	107,573,000				
Central Office			107,573,000	107,573,000				
GOP Counterpart			107,573,000	107,573,000				
Infrastructure Preparation and Innovation Facility (IPIF), Output 2 (Water Projects), ADB, Technical Assistance Loan, ADB 3886-PHI			25,205,000	25,205,000				
National Capital Region (NCR)			25,205,000	25,205,000				
Central Office			25,205,000	25,205,000				
GOP Counterpart			25,205,000	25,205,000				
Integrated Flood Resilience and Adaptation Project 1 (InfRA I) Project, Proposed for ADB Financing			10,000,000	10,000,000				
National Capital Region (NCR)			10,000,000	10,000,000				
Central Office			10,000,000	10,000,000				
GOP Counterpart			10,000,000	10,000,000				
Parañaque Spillway Construction Project, JICA Assisted			10,000,000	10,000,000				
National Capital Region (NCR)			10,000,000	10,000,000				
Central Office			10,000,000	10,000,000				
GOP Counterpart			10,000,000	10,000,000				
Philippines Seismic Risk Reduction and Resilience Project (PSRRRP), IBRD Loan No. 9251-PH			95,760,000	95,760,000				
National Capital Region (NCR)			95,760,000	95,760,000				
Central Office			95,760,000	95,760,000				
GOP Counterpart			95,760,000	95,760,000				
Sub-total, Foreign-Assisted Project(s)			7,937,951,000	7,937,951,000				
Sub-total, Project(s)			29,510,958,000	29,510,958,000				
TOTAL NEW APPROPRIATIONS	P	11,686,309,000	P	6,825,760,000	P	874,608,971,000	P	893,121,040,000

New Appropriations, by Object of Expenditures

(In Thousand Pesos)

Current Operating Expenditures

Personnel Services

Civilian Personnel

Permanent Positions

Basic Salary	8,706,949
--------------	-----------

Total Permanent Positions	8,706,949
---------------------------	-----------

Other Compensation Common to All

Personnel Economic Relief Allowance	476,880
-------------------------------------	---------

Representation Allowance	36,210
--------------------------	--------

Transportation Allowance	33,960
--------------------------	--------

Clothing and Uniform Allowance	119,220
--------------------------------	---------

Mid-Year End Bonus	725,580
--------------------	---------

Year End Bonus	725,580
----------------	---------

Cash Gift	99,350
-----------	--------

Step Increment	21,764
----------------	--------

Productivity Enhancement Incentive	99,350
------------------------------------	--------

Total Other Compensation Common to All	2,337,894
--	-----------

Other Compensation for Specific Groups

Anniversary Bonus - Civilian	59,544
------------------------------	--------

Total Other Compensation for Specific Groups	59,544
--	--------

Other Benefits

PAG-IBIG Contributions	23,835
------------------------	--------

PhilHealth Contributions	193,209
--------------------------	---------

Employees Compensation Insurance Premiums	23,835
---	--------

Terminal Leave	339,888
----------------	---------

Loyalty Award-Civilian	1,155
------------------------	-------

Total Other Benefits	581,922
----------------------	---------

Total Personnel Services	11,686,309
--------------------------	------------

Maintenance and Other Operating Expenses

Travelling Expenses	116,665
---------------------	---------

Training and Scholarship Expenses	31,657
-----------------------------------	--------

Supplies and Materials Expenses	278,928
---------------------------------	---------

Utility Expenses	314,273
------------------	---------

Communication Expenses	214,201
------------------------	---------

Confidential, Intelligence and Extraordinary Expenses

Extraordinary and Miscellaneous Expenses	6,085
--	-------

Professional Services	18,023
-----------------------	--------

General Services	123,013
------------------	---------

Repairs and Maintenance	5,398,725
-------------------------	-----------

Taxes, Insurance Premiums and Other Fees	100,878
--	---------

Other Maintenance and Operating Expenses

Advertising Expenses	2,396
----------------------	-------

Printing and Publication Expenses	26,175
-----------------------------------	--------

Representation Expenses	1,864
-------------------------	-------

Transportation and Delivery Expenses	20,600
--------------------------------------	--------

GENERAL APPROPRIATIONS ACT, FY 2023

Rent/Lease Expenses	26,668
Membership Dues and Contributions to Organizations	321
Subscription Expenses	124,127
Other Maintenance and Operating Expense	<u>21,161</u>
Total Maintenance and Other Operating Expenses	<u>6,825,760</u>
Total Current Operating Expenditures	<u>18,512,069</u>
Capital Outlays	
Property, Plant and Equipment Outlay	
Infrastructure Outlay	829,267,540
Buildings and Other Structures	44,648,467
Machinery and Equipment Outlay	<u>692,964</u>
Total Capital Outlays	<u>874,608,971</u>
TOTAL NEW APPROPRIATIONS	<u><u>893,121,040</u></u>

GENERAL SUMMARY**DEPARTMENT OF PUBLIC WORKS AND HIGHWAYS**

	<u>Current Operating Expenditures</u>			
	<u>Personnel Services</u>	<u>Maintenance and Other Operating Expenses</u>	<u>Capital Outlays</u>	<u>Total</u>
A. OFFICE OF THE SECRETARY	P <u>11,686,309,000</u>	P <u>6,825,760,000</u>	P <u>874,608,971,000</u>	P <u>893,121,040,000</u>
TOTAL NEW APPROPRIATIONS, DEPARTMENT OF PUBLIC WORKS AND HIGHWAYS	P <u><u>11,686,309,000</u></u>	P <u><u>6,825,760,000</u></u>	P <u><u>874,608,971,000</u></u>	P <u><u>893,121,040,000</u></u>

XXII. DEPARTMENT OF SCIENCE AND TECHNOLOGY**A. OFFICE OF THE SECRETARY**

For general administration and support, support to operations, and operations, including locally-funded projects as indicated hereunder . . . P 6,424,333,000

New Appropriations, by Programs/Projects

	Current Operating Expenditures			
	Personnel Services	Maintenance and Other Operating Expenses	Capital Outlays	Total
A. REGULAR PROGRAMS				
General Administration and Support	P 150,512,000	P 80,626,000	P	231,138,000
Support to Operations	39,782,000	5,542,000		45,324,000
Operations	<u>541,814,000</u>	<u>5,547,657,000</u>		<u>6,089,471,000</u>
STRATEGIC SCIENCE AND TECHNOLOGY (S&T) PROGRAM		3,596,903,000		3,596,903,000
S&T PROGRAM FOR REGIONAL AND COUNTRYSIDE DEVELOPMENT	<u>541,814,000</u>	<u>1,950,754,000</u>		<u>2,492,568,000</u>
Total, Regular Programs	<u>732,108,000</u>	<u>5,633,825,000</u>		<u>6,365,933,000</u>
B. PROJECTS				
Locally-Funded Projects		<u>15,000,000</u>	<u>43,400,000</u>	<u>58,400,000</u>
Total, Projects		<u>15,000,000</u>	<u>43,400,000</u>	<u>58,400,000</u>
TOTAL NEW APPROPRIATIONS	P <u>732,108,000</u>	<u>5,648,825,000</u>	P <u>43,400,000</u>	P <u>6,424,333,000</u>

Special Provision(s)

1. **Priority Research Program.** The DOST, in coordination with the CCC, NEDA, and DILG, shall give priority to research on disaster risk reduction and climate change adaptation and mitigation, including climate impact models and climate-related technologies, to ensure that policy and technology development and application are consistent with local and international development initiatives and are based on science and contribute to resilience-building, promote inclusive and sustainable industrialization, and foster innovation.

The DOST shall also facilitate research on integrated approaches for an efficient shift to low-carbon development.

2. **Reporting and Posting Requirements.** The DOST shall submit quarterly reports on its financial and physical accomplishments, within thirty (30) days after the end of every quarter, through the following:

- (a) Unified Reporting System (URS) or other electronic means for reports not covered by the URS; and
- (b) DOST's website.

The DOST shall send written notice when said reports have been submitted or posted on its website to the DBM, House of Representatives, Senate of the Philippines, House Committee on Appropriations, Senate Committee on Finance, and other offices where the submission of reports is required under existing laws, rules and regulations. The date of notice to said agencies shall be considered the date of compliance with this requirement.

3. **Appropriations for Activities or Projects.** The amounts appropriated herein shall be used specifically for the following activities or projects in the indicated amounts and conditions:

New Appropriations, by Programs/Activities/Projects

Current Operating Expenditures			
Personnel Services	Maintenance and Other Operating Expenses	Capital Outlays	Total

REGULAR PROGRAMS**General Administration and Support**

General Management and Supervision	P 141,225,000	P 80,626,000	P 221,851,000
National Capital Region (NCR)	141,225,000	80,626,000	221,851,000
Central Office	141,225,000	80,626,000	221,851,000
Administration of Personnel Benefits	9,287,000		9,287,000
National Capital Region (NCR)	192,000		192,000
Regional Office - NCR	192,000		192,000
Cordillera Administrative Region (CAR)	685,000		685,000
Regional Office - CAR	685,000		685,000
Region IVA - CALABARZON	540,000		540,000
Regional Office - IVA	540,000		540,000
Region VI - Western Visayas	2,170,000		2,170,000
Regional Office - VI	2,170,000		2,170,000
Region VII - Central Visayas	286,000		286,000
Regional Office - VII	286,000		286,000
Region VIII - Eastern Visayas	2,913,000		2,913,000
Regional Office - VIII	2,913,000		2,913,000
Region IX - Zamboanga Peninsula	2,501,000		2,501,000
Regional Office - IX	2,501,000		2,501,000
Sub-total, General Administration and Support	150,512,000	80,626,000	231,138,000

Support to Operations

Planning, policy formulation, monitoring, evaluation and management information services	39,782,000	3,205,000	42,987,000
National Capital Region (NCR)	39,782,000	3,205,000	42,987,000
Central Office	39,782,000	3,205,000	42,987,000
Conduct of scientific and technological conferences and exhibitions and international/local science and technological networking and other related activities		2,337,000	2,337,000
National Capital Region (NCR)		2,337,000	2,337,000
Central Office		2,337,000	2,337,000

Sub-total, Support to Operations	<u>39,782,000</u>	<u>5,542,000</u>	<u>45,324,000</u>
Operations			
STRATEGIC SCIENCE AND TECHNOLOGY (S&T) PROGRAM		<u>3,596,903,000</u>	<u>3,596,903,000</u>
Support to the harmonized national S&T agenda		<u>3,596,903,000</u>	<u>3,596,903,000</u>
National Capital Region (NCR)		<u>3,596,903,000</u>	<u>3,596,903,000</u>
Central Office		<u>3,596,903,000</u>	<u>3,596,903,000</u>
S&T PROGRAM FOR REGIONAL AND COUNTRYSIDE DEVELOPMENT	<u>541,814,000</u>	<u>1,950,754,000</u>	<u>2,492,568,000</u>
Diffusion and transfer of knowledge and technologies and other related projects and activities		<u>1,716,351,000</u>	<u>1,716,351,000</u>
National Capital Region (NCR)		<u>149,757,000</u>	<u>149,757,000</u>
Regional Office - NCR		<u>149,757,000</u>	<u>149,757,000</u>
Region I - Ilocos		<u>69,272,000</u>	<u>69,272,000</u>
Regional Office - I		<u>69,272,000</u>	<u>69,272,000</u>
Cordillera Administrative Region (CAR)		<u>64,007,000</u>	<u>64,007,000</u>
Regional Office - CAR		<u>64,007,000</u>	<u>64,007,000</u>
Region II - Cagayan Valley		<u>152,060,000</u>	<u>152,060,000</u>
Regional Office - II		<u>152,060,000</u>	<u>152,060,000</u>
Region III - Central Luzon		<u>158,545,000</u>	<u>158,545,000</u>
Regional Office - III		<u>158,545,000</u>	<u>158,545,000</u>
Region IVA - CALABARZON		<u>137,915,000</u>	<u>137,915,000</u>
Regional Office - IVA		<u>137,915,000</u>	<u>137,915,000</u>
Region IVB - MIMAROPA		<u>85,992,000</u>	<u>85,992,000</u>
Regional Office - IVB		<u>85,992,000</u>	<u>85,992,000</u>
Region V - Bicol		<u>82,550,000</u>	<u>82,550,000</u>
Regional Office - V		<u>82,550,000</u>	<u>82,550,000</u>
Region VI - Western Visayas		<u>123,614,000</u>	<u>123,614,000</u>
Regional Office - VI		<u>123,614,000</u>	<u>123,614,000</u>
Region VII - Central Visayas		<u>120,000,000</u>	<u>120,000,000</u>
Regional Office - VII		<u>120,000,000</u>	<u>120,000,000</u>

Region VIII - Eastern Visayas		<u>83,287,000</u>	<u>83,287,000</u>
Regional Office - VIII		83,287,000	83,287,000
Region IX - Zamboanga Peninsula		<u>137,000,000</u>	<u>137,000,000</u>
Regional Office - IX		137,000,000	137,000,000
Region X - Northern Mindanao		<u>86,496,000</u>	<u>86,496,000</u>
Regional Office - X		86,496,000	86,496,000
Region XI - Davao		<u>81,106,000</u>	<u>81,106,000</u>
Regional Office - XI		81,106,000	81,106,000
Region XII - SOCCSKSARGEN		<u>91,914,000</u>	<u>91,914,000</u>
Regional Office - XII		91,914,000	91,914,000
Region XIII - Caraga		<u>92,836,000</u>	<u>92,836,000</u>
Regional Office - XIII		92,836,000	92,836,000
Enhancement of science and technology projects/activities	<u>541,814,000</u>	<u>234,403,000</u>	<u>776,217,000</u>
National Capital Region (NCR)	<u>30,415,000</u>	<u>8,672,000</u>	<u>39,087,000</u>
Regional Office - NCR	30,415,000	8,672,000	39,087,000
Region I - Ilocos	<u>27,991,000</u>	<u>15,151,000</u>	<u>43,142,000</u>
Regional Office - I	27,991,000	15,151,000	43,142,000
Cordillera Administrative Region (CAR)	<u>38,044,000</u>	<u>15,680,000</u>	<u>53,724,000</u>
Regional Office - CAR	38,044,000	15,680,000	53,724,000
Region II - Cagayan Valley	<u>30,655,000</u>	<u>9,976,000</u>	<u>40,631,000</u>
Regional Office - II	30,655,000	9,976,000	40,631,000
Region III - Central Luzon	<u>46,481,000</u>	<u>12,520,000</u>	<u>59,001,000</u>
Regional Office - III	46,481,000	12,520,000	59,001,000
Region IVA - CALABARZON	<u>35,306,000</u>	<u>15,423,000</u>	<u>50,729,000</u>
Regional Office - IVA	35,306,000	15,423,000	50,729,000
Region IVB - MIMAROPA	<u>35,147,000</u>	<u>7,772,000</u>	<u>42,919,000</u>
Regional Office - IVB	35,147,000	7,772,000	42,919,000
Region V - Bicol	<u>36,849,000</u>	<u>18,454,000</u>	<u>55,303,000</u>
Regional Office - V	36,849,000	18,454,000	55,303,000

Region VI - Western Visayas	<u>37,890,000</u>	<u>16,209,000</u>	<u>54,099,000</u>
Regional Office - VI	37,890,000	16,209,000	54,099,000
Region VII - Central Visayas	<u>31,525,000</u>	<u>17,627,000</u>	<u>49,152,000</u>
Regional Office - VII	31,525,000	17,627,000	49,152,000
Region VIII - Eastern Visayas	<u>40,900,000</u>	<u>15,709,000</u>	<u>56,609,000</u>
Regional Office - VIII	40,900,000	15,709,000	56,609,000
Region IX - Zamboanga Peninsula	<u>25,782,000</u>	<u>14,540,000</u>	<u>40,322,000</u>
Regional Office - IX	25,782,000	14,540,000	40,322,000
Region X - Northern Mindanao	<u>33,239,000</u>	<u>14,747,000</u>	<u>47,986,000</u>
Regional Office - X	33,239,000	14,747,000	47,986,000
Region XI - Davao	<u>36,231,000</u>	<u>13,736,000</u>	<u>49,967,000</u>
Regional Office - XI	36,231,000	13,736,000	49,967,000
Region XII - SOCCSKSARGEN	<u>26,559,000</u>	<u>24,680,000</u>	<u>51,239,000</u>
Regional Office - XII	26,559,000	24,680,000	51,239,000
Region XIII - Caraga	<u>28,800,000</u>	<u>13,507,000</u>	<u>42,307,000</u>
Regional Office - XIII	28,800,000	13,507,000	42,307,000
Sub-total, Operations	<u>541,814,000</u>	<u>5,547,657,000</u>	<u>6,089,471,000</u>
Total, Regular Programs	<u>732,108,000</u>	<u>5,633,825,000</u>	<u>6,365,933,000</u>
PROJECT(S)			
Locally-Funded Project(s)			
Conduct of the National Youth Science, Technology and Innovation Festival (DOST-NYSTIF)		12,000,000	12,000,000
Modernization and Replacement of Technical and Scientific Equipment for DOST Region VIII Offices and Regional Standards and Testing Laboratories (RSTL)		43,400,000	43,400,000
Support to SMART Community Projects for Region 8		2,000,000	2,000,000
Support to the 16th Philippine National Health Research System (PNHRS) Week		<u>1,000,000</u>	<u>1,000,000</u>
Sub-total, Locally-Funded Project(s)		<u>15,000,000</u>	<u>43,400,000</u>
Total, Project(s)		<u>15,000,000</u>	<u>43,400,000</u>
TOTAL NEW APPROPRIATIONS	P <u>732,108,000</u>	P <u>5,648,825,000</u>	P <u>43,400,000</u> P <u>6,424,333,000</u>

New Appropriations, by Object of Expenditures

(In Thousand Pesos)

Current Operating Expenditures

Personnel Services

Civilian Personnel

Permanent Positions

Basic Salary	425,215
--------------	---------

Total Permanent Positions	425,215
---------------------------	---------

Other Compensation Common to All

Personnel Economic Relief Allowance	17,664
-------------------------------------	--------

Representation Allowance	5,262
--------------------------	-------

Transportation Allowance	4,818
--------------------------	-------

Clothing and Uniform Allowance	4,416
--------------------------------	-------

Mid-Year Bonus - Civilian	35,433
---------------------------	--------

Year End Bonus	35,433
----------------	--------

Cash Gift	3,680
-----------	-------

Productivity Enhancement Incentive	3,680
------------------------------------	-------

Total Other Compensation Common to All	110,386
--	---------

Other Compensation for Specific Groups

Magna Carta for Science & Technology Personnel	176,046
--	---------

Total Other Compensation for Specific Groups	176,046
--	---------

Other Benefits

PAG-IBIG Contributions	884
------------------------	-----

PhilHealth Contributions	8,981
--------------------------	-------

Employees Compensation Insurance Premiums	884
---	-----

Loyalty Award - Civilian	425
--------------------------	-----

Terminal Leave	9,287
----------------	-------

Total Other Benefits	20,461
----------------------	--------

Total Personnel Services	732,108
--------------------------	---------

Maintenance and Other Operating Expenses

Travelling Expenses	36,962
---------------------	--------

Training and Scholarship Expenses	4,306
-----------------------------------	-------

Supplies and Materials Expenses	55,942
---------------------------------	--------

Utility Expenses	40,934
------------------	--------

Communication Expenses	16,381
------------------------	--------

Awards/Rewards and Prizes	346
---------------------------	-----

Confidential, Intelligence and Extraordinary Expenses	
---	--

Extraordinary and Miscellaneous Expenses	4,267
--	-------

Professional Services	14,589
-----------------------	--------

General Services	83,451
------------------	--------

Repairs and Maintenance	31,720
Financial Assistance/Subsidy	5,313,254
Taxes, Insurance Premiums and Other Fees	9,388
Other Maintenance and Operating Expenses	
Advertising Expenses	607
Printing and Publication Expenses	2,050
Representation Expenses	8,264
Transportation and Delivery Expenses	489
Rent/Lease Expenses	7,374
Membership Dues and Contributions to Organizations	659
Subscription Expenses	498
Other Maintenance and Operating Expenses	17,344
Total Maintenance and Other Operating Expenses	5,648,825
Total Current Operating Expenditures	6,380,933
Capital Outlays	
Property, Plant and Equipment Outlay	
Machinery and Equipment Outlay	43,400
Total Capital Outlays	43,400
TOTAL NEW APPROPRIATIONS	6,424,333

B. ADVANCED SCIENCE AND TECHNOLOGY INSTITUTE

For general administration and support, and operations, as indicated hereunder P 424,510,000

New Appropriations, by Programs/Projects

	Current Operating Expenditures		Capital Outlays	Total
	Personnel Services	Maintenance and Other Operating Expenses		
A. REGULAR PROGRAMS				
General Administration and Support	P 33,606,000	P 35,633,000	P	69,239,000
Operations	<u>41,025,000</u>	<u>314,246,000</u>		355,271,000
ADVANCED SCIENCE AND TECHNOLOGY RESEARCH AND DEVELOPMENT PROGRAM	41,025,000	163,971,000		204,996,000
ADVANCED SCIENCE AND TECHNOLOGY TRANSFER PROGRAM		<u>150,275,000</u>		<u>150,275,000</u>
TOTAL NEW APPROPRIATIONS	P <u>74,631,000</u>	P <u>349,879,000</u>	P	<u>424,510,000</u>

Special Provision(s)

1. **Reporting and Posting Requirements.** The Advanced Science and Technology Institute (ASTI) shall submit quarterly reports on its financial and physical accomplishments, within thirty (30) days after the end of every quarter, through the following:

- (a) URS or other electronic means for reports not covered by the URS; and

(b) ASTI's website.

The ASTI shall send written notice when said reports have been submitted or posted on its website to the DBM, House of Representatives, Senate of the Philippines, House Committee on Appropriations, Senate Committee on Finance, and other offices where the submission of reports is required under existing laws, rules and regulations. The date of notice to said agencies shall be considered the date of compliance with this requirement.

2. **Appropriations for Activities or Projects.** The amounts appropriated herein shall be used specifically for the following activities or projects in the indicated amounts and conditions:

New Appropriations, by Programs/Activities/Projects

	Current Operating Expenditures			
	Personnel Services	Maintenance and Other Operating Expenses	Capital Outlays	Total
REGULAR PROGRAMS				
General Administration and Support				
General Management and Supervision	P 33,606,000	P 35,633,000		P 69,239,000
Sub-total, General Administration and Support	33,606,000	35,633,000		69,239,000
Operations				
ADVANCED SCIENCE AND TECHNOLOGY RESEARCH AND DEVELOPMENT PROGRAM	41,025,000	163,971,000		204,996,000
Scientific Research and Development in the Advanced Fields of Studies including Microelectronics and Information Technology	41,025,000	163,971,000		204,996,000
ADVANCED SCIENCE AND TECHNOLOGY TRANSFER PROGRAM		150,275,000		150,275,000
Technical transfer through diffusion and commercialization		150,275,000		150,275,000
Sub-total, Operations	41,025,000	314,246,000		355,271,000
TOTAL NEW APPROPRIATIONS	P 74,631,000	P 349,879,000		P 424,510,000

New Appropriations, by Object of Expenditures

(In Thousand Pesos)

Current Operating Expenditures

Personnel Services

Civilian Personnel

Permanent Positions

Basic Salary 44,232

Total Permanent Positions 44,232

Other Compensation Common to All	
Personnel Economic Relief Allowance	2,016
Representation Allowance	408
Transportation Allowance	408
Clothing and Uniform Allowance	504
Mid-Year Bonus - Civilian	3,686
Year End Bonus	3,686
Cash Gift	420
Productivity Enhancement Incentive	420
	<hr/>
Total Other Compensation Common to All	11,548
Other Compensation for Specific Groups	
Magna Carta for Science & Technology Personnel	17,673
	<hr/>
Total Other Compensation for Specific Groups	17,673
Other Benefits	
PAG-IBIG Contributions	101
PhilHealth Contributions	976
Employees Compensation Insurance Premiums	101
	<hr/>
Total Other Benefits	1,178
	<hr/>
Total Personnel Services	74,631
Maintenance and Other Operating Expenses	
Travelling Expenses	3,142
Training and Scholarship Expenses	3,338
Supplies and Materials Expenses	12,546
Utility Expenses	10,150
Communication Expenses	143,294
Awards/Rewards and Prizes	850
Survey, Research, Exploration and Development Expenses	3,850
Confidential, Intelligence and Extraordinary Expenses	
Extraordinary and Miscellaneous Expenses	136
Professional Services	97,826
General Services	7,850
Repairs and Maintenance	7,020
Taxes, Insurance Premiums and Other Fees	13,708
Labor and Wages	150
Other Maintenance and Operating Expenses	
Advertising Expenses	456
Printing and Publication Expenses	780
Representation Expenses	857
Transportation and Delivery Expenses	2,235
Rent/Lease Expenses	26,435
Membership Dues and Contributions to Organizations	120
Subscription Expenses	15,096
Other Maintenance and Operating Expenses	40
	<hr/>
Total Maintenance and Other Operating Expenses	349,879

Total Current Operating Expenditures	424,510
TOTAL NEW APPROPRIATIONS	424,510

C. FOOD AND NUTRITION RESEARCH INSTITUTE

For general administration and support, and operations, including locally-funded project(s), as indicated hereunder P 601,577,000

New Appropriations, by Programs/Projects

	<u>Current Operating Expenditures</u>			
	<u>Personnel Services</u>	<u>Maintenance and Other Operating Expenses</u>	<u>Capital Outlays</u>	<u>Total</u>
A. REGULAR PROGRAMS				
General Administration and Support	P 55,938,000	P 23,629,000	P	P 79,567,000
Operations	<u>76,391,000</u>	<u>28,030,000</u>		<u>104,421,000</u>
FOOD AND NUTRITION RESEARCH AND DEVELOPMENT PROGRAM	27,809,000	14,662,000		42,471,000
NUTRITIONAL ASSESSMENT AND MONITORING PROGRAM	21,437,000	2,923,000		24,360,000
FOOD AND NUTRITION TECHNOLOGY AND KNOWLEDGE DIFFUSION PROGRAM	<u>27,145,000</u>	<u>10,445,000</u>		<u>37,590,000</u>
Total, Program(s)	<u>132,329,000</u>	<u>51,659,000</u>		<u>183,988,000</u>
B. PROJECTS				
Locally-Funded Projects		<u>367,589,000</u>	<u>50,000,000</u>	<u>417,589,000</u>
Total, Project(s)		<u>367,589,000</u>	<u>50,000,000</u>	<u>417,589,000</u>
TOTAL NEW APPROPRIATIONS	<u>P 132,329,000</u>	<u>P 419,248,000</u>	<u>P 50,000,000</u>	<u>P 601,577,000</u>

Special Provision(s)

1. **Reporting and Posting Requirements.** The Food and Nutrition Research Institute (FNRI) shall submit quarterly reports on its financial and physical accomplishments, within thirty (30) days after the end of every quarter, through the following:

- (a) URS or other electronic means for reports not covered by the URS; and
- (b) FNRI's website.

The FNRI shall send written notice when said reports have been submitted or posted on its website to the DBM, House of Representatives, Senate of the Philippines, House Committee on Appropriations, Senate Committee on Finance, and other offices where the submission of reports is required under existing laws, rules and regulations. The date of notice to said agencies shall be considered the date of compliance with this requirement.

2. **Appropriations for Activities or Projects.** The amounts appropriated herein shall be used specifically for the following activities or projects in the indicated amounts and conditions:

New Appropriations, by Programs/Activities/Projects

	<u>Current Operating Expenditures</u>			
	<u>Personnel Services</u>	<u>Maintenance and Other Operating Expenses</u>	<u>Capital Outlays</u>	<u>Total</u>

REGULAR PROGRAMS

General Administration and Support

General Management and Supervision	P	47,884,000	P	23,629,000	P	71,513,000
Administration of Personnel Benefits		<u>8,054,000</u>				<u>8,054,000</u>
Sub-total, General Administration and Support		<u>55,938,000</u>		<u>23,629,000</u>		<u>79,567,000</u>
Operations						
FOOD AND NUTRITION RESEARCH AND DEVELOPMENT PROGRAM		<u>27,809,000</u>		<u>14,662,000</u>		<u>42,471,000</u>
Scientific Research and Development Services on Basic and Applied Researches on Food and Nutrition		27,809,000		14,662,000		42,471,000
NUTRITIONAL ASSESSMENT AND MONITORING PROGRAM		<u>21,437,000</u>		<u>2,923,000</u>		<u>24,360,000</u>
Nutritional Assessment and Monitoring on Food and Nutrition		21,437,000		2,923,000		24,360,000
FOOD AND NUTRITION TECHNOLOGY AND KNOWLEDGE DIFFUSION PROGRAM		<u>27,145,000</u>		<u>10,445,000</u>		<u>37,590,000</u>
Technical Services on Food and Nutrition		<u>27,145,000</u>		<u>10,445,000</u>		<u>37,590,000</u>
Sub-total, Operations		<u>76,391,000</u>		<u>28,030,000</u>		<u>104,421,000</u>
Total, Regular Program(s)		<u><u>132,329,000</u></u>		<u><u>51,659,000</u></u>		<u><u>183,988,000</u></u>

PROJECTS

Locally Funded Projects

Expanding the Food and Nutrition Research Institute's Nutrigenomics Laboratory: Towards Establishment of a World Class Philippine Nutrigenomics Center			21,455,000		21,455,000			
Expanded National Nutrition Survey			346,134,000		346,134,000			
FNRI Relocation and Construction of Building				50,000,000	50,000,000			
Sub-total, Locally-Funded Projects			367,589,000	50,000,000	417,589,000			
Sub-total, Projects			367,589,000	50,000,000	417,589,000			
TOTAL NEW APPROPRIATIONS	P	132,329,000	P	419,248,000	P	50,000,000	P	601,577,000

New Appropriations, by Object of Expenditures
(In Thousand Pesos)

Current Operating Expenditures

Personnel Services

Civilian Personnel

Permanent Positions	
Basic Salary	75,159
Total Permanent Positions	75,159
Other Compensation Common to All	
Personnel Economic Relief Allowance	3,768
Representation Allowance	372
Transportation Allowance	372
Clothing and Uniform Allowance	942
Mid-Year Bonus - Civilian	6,263
Year End Bonus	6,263
Cash Gift	785
Productivity Enhancement Incentive	785
Total Other Compensation Common to All	19,550
Other Compensation for Specific Groups	
Magna Carta for Science & Technology Personnel	27,465
Total Other Compensation for Specific Groups	27,465
Other Benefits	
PAG-IBIG Contributions	188
PhilHealth Contributions	1,665
Employees Compensation Insurance Premiums	188
Loyalty Award - Civilian	60
Terminal Leave	8,054
Total Other Benefits	10,155
Total Personnel Services	132,329
Maintenance and Other Operating Expenses	
Travelling Expenses	2,623
Training and Scholarship Expenses	2,300
Supplies and Materials Expenses	47,510
Utility Expenses	9,635
Communication Expenses	3,100
Awards/Rewards and Prizes	550
Confidential, Intelligence and Extraordinary Expenses	
Extraordinary and Miscellaneous Expenses	136
Professional Services	332,767
General Services	4,285
Repairs and Maintenance	7,350
Taxes, Insurance Premiums and Other Fees	2,263
Other Maintenance and Operating Expenses	
Advertising Expenses	90
Printing and Publication Expenses	2,080
Representation Expenses	2,084
Transportation and Delivery Expenses	570
Rent/Lease Expenses	300
Subscription Expenses	350

Other Maintenance and Operating Expenses	1,255
Total Maintenance and Other Operating Expenses	419,248
Total Current Operating Expenditures	551,577
Capital Outlays	
Property, Plant and Equipment Outlay	
Infrastructure Outlay	50,000
Total Capital Outlays	50,000
TOTAL NEW APPROPRIATIONS	601,577

D. FOREST PRODUCTS RESEARCH AND DEVELOPMENT INSTITUTE

For general administration and support, and operations, including locally-funded project(s), as indicated hereunder P 222,748,000

New Appropriations, by Programs/Projects

	Current Operating Expenditures			
	Personnel Services	Maintenance and Other Operating Expenses	Capital Outlays	Total
A. REGULAR PROGRAMS				
General Administration and Support	P 83,270,000	P 22,397,000	P	105,667,000
Operations	<u>72,213,000</u>	<u>24,684,000</u>		<u>96,897,000</u>
FOREST PRODUCTS RESEARCH AND DEVELOPMENT PROGRAM	44,040,000	12,342,000		56,382,000
FOREST PRODUCTS TECHNOLOGY TRANSFER PROGRAM	18,923,000	740,000		19,663,000
FOREST PRODUCTS SCIENCE AND TECHNOLOGY SERVICES PROGRAM	<u>9,250,000</u>	<u>11,602,000</u>		<u>20,852,000</u>
Total, Regular Programs	<u>155,483,000</u>	<u>47,081,000</u>		<u>202,564,000</u>
B. PROJECTS				
Locally-Funded Projects(s)		<u>5,568,000</u>	<u>14,616,000</u>	<u>20,184,000</u>
Total, Projects		<u>5,568,000</u>	<u>14,616,000</u>	<u>20,184,000</u>
TOTAL NEW APPROPRIATIONS	<u>P 155,483,000</u>	<u>P 52,649,000</u>	<u>P 14,616,000</u>	<u>P 222,748,000</u>

Special Provision(s)

1. **Reporting and Posting Requirements.** The Forest Products Research and Development Institute (FPRDI) shall submit quarterly reports on its financial and physical accomplishments, within thirty (30) days after the end of every quarter, through the following:

- URS or other electronic means for reports not covered by the URS; and
- FPRDI's website.

The FPRDI shall send written notice when said reports have been submitted or posted on its website to the DBM, House of Representatives, Senate of the Philippines, House Committee on Appropriations, Senate Committee on Finance, and other offices where the submission of reports is required under existing laws, rules

and regulations. The date of notice to said agencies shall be considered the date of compliance with this requirement.

2. **Appropriations for Activities or Projects.** The amounts appropriated herein shall be used specifically for the following activities or projects in the indicated amounts and conditions:

New Appropriations, by Programs/Activities/Projects

	Current Operating Expenditures			
	Personnel Services	Maintenance and Other Operating Expenses	Capital Outlays	Total
REGULAR PROGRAMS				
General Administration and Support				
General Management and Supervision	P 74,546,000	P 22,397,000	P	P 96,943,000
Administration of Personnel Benefits	8,724,000			8,724,000
Sub-total, General Administration and Support	83,270,000	22,397,000		105,667,000
Operations				
FOREST PRODUCTS RESEARCH AND DEVELOPMENT PROGRAM	44,040,000	12,342,000		56,382,000
Scientific Research and Development Services on Wood and Non-Wood Forest Products	44,040,000	12,342,000		56,382,000
FOREST PRODUCTS TECHNOLOGY TRANSFER PROGRAM	18,923,000	740,000		19,663,000
Technology Transfer/Promotion on Wood and Non-wood Forest Products	18,923,000	740,000		19,663,000
FOREST PRODUCTS SCIENCE AND TECHNOLOGY SERVICES PROGRAM	9,250,000	11,602,000		20,852,000
Testing, analysis and other technical services on wood and non-wood forest products	9,250,000	11,602,000		20,852,000
Sub-total, Operations	72,213,000	24,684,000		96,897,000
Total, Regular Program(s)	155,483,000	47,081,000		202,564,000

PROJECTS

Locally-Funded Projects

Rehabilitation of Pulp and Paper Laboratories		3,000,000	3,000,000
Renovation of Material Science Division (MSD) Laboratories and Offices		5,000,000	5,000,000
FPRDI Strategic and Administrative Information System Management and Maintenance	5,568,000	6,616,000	12,184,000

Sub-total, Locally-Funded Project(s)		5,568,000	14,616,000	20,184,000
--------------------------------------	--	-----------	------------	------------

Total, Project(s)		5,568,000	14,616,000	20,184,000
-------------------	--	-----------	------------	------------

TOTAL NEW APPROPRIATIONS	P 155,483,000	P 52,649,000	P 14,616,000	P 222,748,000
---------------------------------	---------------	--------------	--------------	---------------

New Appropriations, by Object of Expenditures
(In Thousand Pesos)

Current Operating Expenditures

Personnel Services

Civilian Personnel

Permanent Positions

Basic Salary				80,089
--------------	--	--	--	--------

Total Permanent Positions				80,089
---------------------------	--	--	--	--------

Other Compensation Common to All

Personnel Economic Relief Allowance				4,344
Representation Allowance				906
Transportation Allowance				906
Clothing and Uniform Allowance				1,086
Mid-Year Bonus - Civilian				6,674
Year End Bonus				6,674
Cash Gift				905
Productivity Enhancement Incentive				905

Total Other Compensation Common to All				22,400
--	--	--	--	--------

Other Compensation for Specific Groups

Magna Carta for Science & Technology Personnel				41,920
--	--	--	--	--------

Total Other Compensation for Specific Groups				41,920
--	--	--	--	--------

Other Benefits

PAG-IBIG Contributions				216
PhilHealth Contributions				1,773
Employees Compensation Insurance Premiums				216
Loyalty Award - Civilian				145
Terminal Leave				8,724

Total Other Benefits				11,074
----------------------	--	--	--	--------

Total Personnel Services				155,483
--------------------------	--	--	--	---------

Maintenance and Other Operating Expenses

Travelling Expenses				6,026
Training and Scholarship Expenses				3,960
Supplies and Materials Expenses				11,682

Utility Expenses	9,700
Communication Expenses	2,560
Confidential, Intelligence and Extraordinary Expenses	
Extraordinary and Miscellaneous Expenses	136
Professional Services	5,350
General Services	4,200
Repairs and Maintenance	2,747
Taxes, Insurance Premiums and Other Fees	1,330
Labor and Wages	1,750
Other Maintenance and Operating Expenses	
Advertising Expenses	30
Printing and Publication Expenses	400
Representation Expenses	350
Transportation and Delivery Expenses	180
Rent/Lease Expenses	250
Membership Dues and Contributions to Organizations	400
Subscription Expenses	1,298
Other Maintenance and Operating Expenses	300
Total Maintenance and Other Operating Expenses	52,649
Total Current Operating Expenditures	208,132
Capital Outlays	
Property, Plant and Equipment Outlay	
Buildings and Other Structures	8,000
Machinery and Equipment Outlay	6,616
Total Capital Outlays	14,616
TOTAL NEW APPROPRIATIONS	222,748

E. INDUSTRIAL TECHNOLOGY DEVELOPMENT INSTITUTE

For general administration and support, and operations, including locally-funded project(s), as indicated hereunder P 430,916,000

New Appropriations, by Programs/Projects

	<u>Current Operating Expenditures</u>			
	<u>Personnel Services</u>	<u>Maintenance and Other Operating Expenses</u>	<u>Capital Outlays</u>	<u>Total</u>
A. REGULAR PROGRAMS				
General Administration and Support	P 100,486,000	P 13,893,000	P	114,379,000
Operations	<u>155,873,000</u>	<u>120,664,000</u>		<u>276,537,000</u>
INDUSTRIAL TECHNOLOGY RESEARCH AND DEVELOPMENT PROGRAM	84,918,000	57,692,000		142,610,000
INDUSTRIAL TECHNOLOGY TRANSFER PROGRAM	25,137,000	6,793,000		31,930,000
INDUSTRIAL TECHNOLOGY TECHNICAL SERVICES PROGRAM	<u>45,818,000</u>	<u>56,179,000</u>		<u>101,997,000</u>

Total, Programs	256,359,000	134,557,000	390,916,000
B. PROJECTS			
Locally-Funded Projects		40,000,000	40,000,000
Total, Project(s)		40,000,000	40,000,000
TOTAL NEW APPROPRIATIONS	P 256,359,000	P 134,557,000	P 40,000,000
			P 430,916,000

Special Provision(s)

1. **Calibration Fees and Other Metrological Works.** Of the amounts appropriated herein, Three Million Seven Hundred Thousand Pesos (P3,700,000) shall be used for the enhancement of the capabilities of the National Metrology Laboratory (NML) and modernization of metrological and measurement standard activities sourced from fifty percent (50%) of the fees and charges collected from calibration services and other metrological works of the NML in accordance with Section 18 of R.A. No. 9236.

Release of funds shall be subject to the submission of a Special Budget pursuant to Section 35, Chapter 5, Book VI of E.O. No. 292, s. 1987.

2. **Reporting and Posting Requirements.** The Industrial Technology Development Institute (ITDI) shall submit quarterly reports on its financial and physical accomplishments, within thirty (30) days after the end of every quarter, through the following:

- (a) URS or other electronic means for reports not covered by the URS; and
- (b) ITDI's website.

The ITDI shall send written notice when said reports have been submitted or posted on its website to the DBM, House of Representatives, Senate of the Philippines, House Committee on Appropriations, Senate Committee on Finance, and other offices where the submission of reports is required under existing laws, rules and regulations. The date of notice to said agencies shall be considered the date of compliance with this requirement.

3. **Appropriations for Activities or Projects.** The amounts appropriated herein shall be used specifically for the following activities or projects in the indicated amounts and conditions:

New Appropriations, by Programs/Activities/Projects

	Current Operating Expenditures			Total
	Personnel Services	Maintenance and Other Operating Expenses	Capital Outlays	
REGULAR PROGRAMS				
General Administration and Support				
General Management and Supervision	P 85,515,000	P 11,784,000	P	97,299,000
Administration of Personnel Benefits	6,552,000			6,552,000
Evaluation, Coordination and Monitoring of Industrial Programs/Projects and Management Information System	8,419,000	2,109,000		10,528,000
Sub-total, General Administration and Support	100,486,000	13,893,000		114,379,000
Operations				
INDUSTRIAL TECHNOLOGY RESEARCH AND DEVELOPMENT PROGRAM	84,918,000	57,692,000		142,610,000
Research and Development of Technologies in Industrial Manufacturing, Mineral Processing and Energy	84,918,000	57,692,000		142,610,000
INDUSTRIAL TECHNOLOGY TRANSFER PROGRAM	25,137,000	6,793,000		31,930,000

Transfer of Technologies in Industrial Manufacturing, Mineral Processing and Energy		2,876,000	2,876,000
Promotion and Marketing of Industrial Technologies and Services	25,137,000	3,917,000	29,054,000
INDUSTRIAL TECHNOLOGY TECHNICAL SERVICES PROGRAM	45,818,000	56,179,000	101,997,000
Testing and Analysis of Materials/Products, Calibration of Instruments and Apparatus and other Technical Services	45,818,000	56,179,000	101,997,000
Sub-total, Operations	155,873,000	120,664,000	276,537,000
Total, Regular Program(s)	256,359,000	134,557,000	390,916,000
PROJECTS			
Locally-Funded Projects			
Repair/Renovation and Maintenance of ITDI Buildings and Facilities		40,000,000	40,000,000
Sub-total, Locally-Funded Projects		40,000,000	40,000,000
Total, Project(s)		40,000,000	40,000,000
TOTAL NEW APPROPRIATIONS	P 256,359,000	P 134,557,000	P 40,000,000
			P 430,916,000

New Appropriations, by Object of Expenditures
(In Thousand Pesos)

Current Operating Expenditures

Personnel Services

Civilian Personnel

Permanent Positions

Basic Salary	146,680
--------------	---------

Total Permanent Positions	146,680
---------------------------	---------

Other Compensation Common to All

Personnel Economic Relief Allowance	7,368
Representation Allowance	702
Transportation Allowance	702
Clothing and Uniform Allowance	1,842
Mid-Year Bonus - Civilian	12,222
Year End Bonus	12,222
Cash Gift	1,535
Productivity Enhancement Incentive	1,535

Total Other Compensation Common to All	38,128
--	--------

Other Compensation for Specific Groups	
Magna Carta for Science & Technology Personnel	61,009
Total Other Compensation for Specific Groups	61,009
Other Benefits	
PAG-IBIG Contributions	369
PhilHealth Contributions	3,252
Employees Compensation Insurance Premiums	369
Terminal Leave	6,552
Total Other Benefits	10,542
Total, Personnel Services	256,359
Maintenance and Other Operating Expenses	
Travelling Expenses	6,653
Training and Scholarship Expenses	2,050
Supplies and Materials Expenses	33,959
Utility Expenses	33,331
Communication Expenses	2,013
Confidential, Intelligence and Extraordinary Expenses	
Extraordinary and Miscellaneous Expenses	491
Professional Services	16,476
General Services	14,752
Repairs and Maintenance	14,957
Taxes, Insurance Premiums and Other Fees	3,312
Other Maintenance and Operating Expenses	
Advertising Expenses	400
Printing and Publication Expenses	450
Representation Expenses	815
Transportation and Delivery Expenses	135
Rent/Lease Expenses	315
Membership Dues and Contributions to Organizations	400
Subscription Expenses	616
Other Maintenance and Operating Expenses	3,432
Total Maintenance and Other Operating Expenses	134,557
Total Current Operating Expenditures	390,916
Capital Outlays	
Property, Plant and Equipment Outlay	
Buildings and Other Structures	40,000
Total Capital Outlays	40,000
TOTAL NEW APPROPRIATIONS	430,916

F. METALS INDUSTRY RESEARCH AND DEVELOPMENT CENTER

For general administration and support, and operations, including locally-funded project(s), as indicated hereunder P 246,795,000

New Appropriations, by Programs/Projects

	Current Operating Expenditures			
	Personnel Services	Maintenance and Other Operating Expenses	Capital Outlays	Total
A. REGULAR PROGRAMS				
General Administration and Support	P 89,303,000	P 15,825,000	P	P 105,128,000
Operations	84,419,000	20,220,000		104,639,000
METALS INDUSTRY RESEARCH PROGRAM	45,675,000	12,067,000		57,742,000
METALS INDUSTRY TECHNOLOGY TRANSFER PROGRAM	17,835,000	3,633,000		21,468,000
METALS INDUSTRY SCIENCE AND TECHNOLOGY SERVICES PROGRAM	20,909,000	4,520,000		25,429,000
Total Regular, Program(s)	173,722,000	36,045,000		209,767,000
B. PROJECTS				
Locally-Funded Project(s)		17,028,000	20,000,000	37,028,000
Total, Project(s)		17,028,000	20,000,000	37,028,000
TOTAL NEW APPROPRIATIONS	P 173,722,000	P 53,073,000	P 20,000,000	P 246,795,000

Special Provision(s)

1. **Reporting and Posting Requirements.** The Metals Industry Research and Development Center (MIRDC) shall submit quarterly reports on its financial and physical accomplishments, within thirty (30) days after the end of every quarter, through the following:

- (a) URS or other electronic means for reports not covered by the URS; and
- (b) MIRDC's website.

The MIRDC shall send written notice when said reports have been submitted or posted on its website to the DBM, House of Representatives, Senate of the Philippines, House Committee on Appropriations, Senate Committee on Finance, and other offices where the submission of reports is required under existing laws, rules and regulations. The date of notice to said agencies shall be considered the date of compliance with this requirement.

2. **Appropriations for Activities or Projects.** The amounts appropriated herein shall be used specifically for the following activities or projects in the indicated amounts and conditions:

New Appropriations, by Programs/Activities/Projects

	Current Operating Expenditures			
	Personnel Services	Maintenance and Other Operating Expenses	Capital Outlays	Total
REGULAR PROGRAMS				
General Administration and Support				
General Management and Supervision	P 88,814,000	P 15,825,000	P	P 104,639,000
Administration of Personnel Benefits	489,000			489,000
Sub-total, General Administration and Support	89,303,000	15,825,000		105,128,000

Operations

METALS INDUSTRY RESEARCH PROGRAM	<u>45,675,000</u>	<u>12,067,000</u>	<u>57,742,000</u>
Prototype and process development through metalcasting, metalworking and surface engineering processes	45,675,000	12,067,000	57,742,000
METALS INDUSTRY TECHNOLOGY TRANSFER PROGRAM	<u>17,835,000</u>	<u>3,633,000</u>	<u>21,468,000</u>
Technical assistance and technology transfer through consultancy, training and information awareness program	17,835,000	3,633,000	21,468,000
METALS INDUSTRY SCIENCE AND TECHNOLOGY SERVICES PROGRAM	<u>20,909,000</u>	<u>4,520,000</u>	<u>25,429,000</u>
Testing, analysis and calibration services	20,909,000	4,520,000	25,429,000
Sub-total, Operations	<u>84,419,000</u>	<u>20,220,000</u>	<u>104,639,000</u>
Total, Regular Program(s)	<u>173,722,000</u>	<u>36,045,000</u>	<u>209,767,000</u>

PROJECTS**Locally-Funded Project(s)**

Repair of Perimeter Fence (90,000 square meters)			8,000,000	8,000,000				
Upgrading of MIRDC Laboratory and Administration Building			12,000,000	12,000,000				
Advancement of Information and Communication Technology (ICT) and Implementation of Information Security Management System (ISMS) in MIRDC - (AIM)		5,597,000		5,597,000				
Operation and Management of the Mold Technology Support Center (MSTC)		<u>11,431,000</u>		<u>11,431,000</u>				
Sub-total, Locally-Funded Project(s)		<u>17,028,000</u>	<u>20,000,000</u>	<u>37,028,000</u>				
Total, Project(s)		<u>17,028,000</u>	<u>20,000,000</u>	<u>37,028,000</u>				
TOTAL NEW APPROPRIATIONS	P	<u>173,722,000</u>	P	<u>53,073,000</u>	P	<u>20,000,000</u>	P	<u>246,795,000</u>

New Appropriations, by Object of Expenditures
(In Thousand Pesos)

Current Operating Expenditures**Personnel Services****Civilian Personnel****Permanent Positions****Basic Salary**95,549**Total Permanent Positions**95,549

Other Compensation Common to All	
Personnel Economic Relief Allowance	5,040
Representation Allowance	612
Transportation Allowance	612
Clothing and Uniform Allowance	1,260
Mid-Year Bonus - Civilian	7,963
Year End Bonus	7,963
Cash Gift	1,050
Productivity Enhancement Incentive	1,050
Total Other Compensation Common to All	25,550
Other Compensation for Specific Groups	
Magna Carta for Science & Technology Personnel	48,063
Total Other Compensation for Specific Groups	48,063
Other Benefits	
PAG-IBIG Contributions	252
PhilHealth Contributions	2,113
Employees Compensation Insurance Premiums	252
Loyalty Award - Civilian	150
Terminal Leave	489
Total Other Benefits	3,256
Non-Permanent Positions	1,304
Total Personnel Services	173,722
Maintenance and Other Operating Expenses	
Travelling Expenses	1,458
Training and Scholarship Expenses	4,674
Supplies and Materials Expenses	4,598
Utility Expenses	15,030
Communication Expenses	895
Confidential, Intelligence and Extraordinary Expenses	
Extraordinary and Miscellaneous Expenses	136
Professional Services	8,082
General Services	6,310
Repairs and Maintenance	3,615
Taxes, Insurance Premiums and Other Fees	600
Other Maintenance and Operating Expenses	
Advertising Expenses	60
Printing and Publication Expenses	18
Representation Expenses	250
Transportation and Delivery Expenses	140
Rent/Lease Expenses	5,110
Membership Dues and Contributions to Organizations	150
Subscription Expenses	1,747
Other Maintenance and Operating Expenses	200
Total Maintenance and Other Operating Expenses	53,073

Total Current Operating Expenditures	226,795
Capital Outlays	
Property, Plant and Equipment Outlay	
Buildings and Other Structures	20,000
Total Capital Outlays	20,000
TOTAL NEW APPROPRIATIONS	246,795

G. NATIONAL ACADEMY OF SCIENCE AND TECHNOLOGY

For general administration and support, and operations, as indicated hereunder P 162,918,000

New Appropriations, by Programs/Projects

	Current Operating Expenditures			
	Personnel Services	Maintenance and Other Operating Expenses	Capital Outlays	Total
A. REGULAR PROGRAMS				
General Administration and Support	P <u>12,019,000</u>	P <u>7,051,000</u>	P	P <u>19,070,000</u>
Operations	<u>6,353,000</u>	<u>113,495,000</u>	<u>24,000,000</u>	<u>143,848,000</u>
SCIENCE AND TECHNOLOGY RECOGNITION AND POLICY ADVISORY PROGRAM	<u>6,353,000</u>	<u>113,495,000</u>	<u>24,000,000</u>	<u>143,848,000</u>
TOTAL NEW APPROPRIATIONS	P <u>18,372,000</u>	P <u>120,546,000</u>	P <u>24,000,000</u>	P <u>162,918,000</u>

Special Provision(s)

1. **Reporting and Posting Requirements.** The National Academy of Science and Technology (NAST) shall submit quarterly reports on its financial and physical accomplishments, within thirty (30) days after the end of every quarter, through the following:

- (a) URS or other electronic means for reports not covered by the URS; and
- (b) NAST's website.

The NAST shall send written notice when said reports have been submitted or posted on its website to the DBM, House of Representatives, Senate of the Philippines, House Committee on Appropriations, Senate Committee on Finance, and other offices where the submission of reports is required under existing laws, rules and regulations. The date of notice to said agencies shall be considered the date of compliance with this requirement.

2. **Appropriations for Activities or Projects.** The amounts appropriated herein shall be used specifically for the following activities or projects in the indicated amounts and conditions:

New Appropriations, by Programs/Activities/Projects

	Current Operating Expenditures			
	Personnel Services	Maintenance and Other Operating Expenses	Capital Outlays	Total
REGULAR PROGRAMS				
General Administration and Support				
General Management and Supervision	P <u>12,019,000</u>	P <u>7,051,000</u>	P	P <u>19,070,000</u>
Sub-total, General Administration and Support	<u>12,019,000</u>	<u>7,051,000</u>		<u>19,070,000</u>

Operations

SCIENCE AND TECHNOLOGY RECOGNITION AND
POLICY ADVISORY PROGRAM

	<u>6,353,000</u>	<u>113,495,000</u>	<u>24,000,000</u>	<u>143,848,000</u>
Formulation of policy recommendations on relevant Science and Technology concerns	4,315,000	16,182,000		20,497,000
Screening of nominations and granting of performance awards and achievements incentives for exemplary contributions to the development of Science and Technology in the country	1,264,000	16,512,000		17,776,000
Provision of benefits and privileges of national scientists and members of the Academy, including research fellowship grants, pursuant to the Academy's Charter		65,034,000		65,034,000
Promotion of S&T achievements through the operation and maintenance of the Philippine Science Heritage Center	<u>774,000</u>	<u>15,767,000</u>	<u>24,000,000</u>	<u>40,541,000</u>

Sub-total, Operations

TOTAL NEW APPROPRIATIONS

P	<u>18,372,000</u>	P	<u>120,546,000</u>	P	<u>24,000,000</u>	P	<u>162,918,000</u>
---	-------------------	---	--------------------	---	-------------------	---	--------------------

New Appropriations, by Object of Expenditures
(In Thousand Pesos)

Current Operating Expenditures

Personnel Services

Civilian Personnel

Permanent Positions

Basic Salary	<u>10,539</u>
Total Permanent Positions	<u>10,539</u>

Other Compensation Common to All

Personnel Economic Relief Allowance	408
Representation Allowance	228
Transportation Allowance	228
Clothing and Uniform Allowance	102
Mid-Year Bonus - Civilian	878
Year End Bonus	878
Cash Gift	85
Per Diems	703
Productivity Enhancement Incentive	<u>85</u>
Total Other Compensation Common to All	<u>3,595</u>

Other Compensation for Specific Groups

Magna Carta for Science & Technology Personnel	<u>3,681</u>
--	--------------

Total Other Compensation for Specific Groups	3,681
Other Benefits	
PAG-IBIG Contributions	20
PhilHealth Contributions	214
Employees Compensation Insurance Premiums	20
Loyalty Award - Civilian	15
Total Other Benefits	269
Non-Permanent Positions	288
Total Personnel Services	18,372
Maintenance and Other Operating Expenses	
Travelling Expenses	4,738
Training and Scholarship Expenses	200
Supplies and Materials Expenses	3,184
Utility Expenses	1,040
Communication Expenses	1,140
Awards/Rewards and Prizes	65,842
Survey, Research, Exploration and Development Expenses	4,320
Confidential, Intelligence and Extraordinary Expenses	
Extraordinary and Miscellaneous Expenses	136
Professional Services	6,865
General Services	2,418
Repairs and Maintenance	14,756
Taxes, Insurance Premiums and Other Fees	445
Other Maintenance and Operating Expenses	
Advertising Expenses	395
Printing and Publication Expenses	1,210
Representation Expenses	10,214
Transportation and Delivery Expenses	67
Rent/Lease Expenses	577
Membership Dues and Contributions to Organizations	145
Subscription Expenses	223
Other Maintenance and Operating Expenses	2,631
Total Maintenance and Other Operating Expenses	120,546
Total Current Operating Expenditures	138,918
Capital Outlays	
Property, Plant and Equipment Outlay	
Machinery and Equipment Outlay	24,000
Total Capital Outlays	24,000
TOTAL NEW APPROPRIATIONS	162,918

H. NATIONAL RESEARCH COUNCIL OF THE PHILIPPINES

For general administration and support, support to operations and operations including locally-funded projects, as indicated hereunder P 184,992,000

New Appropriations, by Programs/Projects

	Current Operating Expenditures			
	Personnel Services	Maintenance and Other Operating Expenses	Capital Outlays	Total
A. REGULAR PROGRAMS				
General Administration and Support	P 20,954,000	P 18,547,000		P 39,501,000
Support to Operations	3,303,000	8,667,000		11,970,000
Operations	6,193,000	117,328,000		123,521,000
POLICY DEVELOPMENT FOR SCIENCE AND TECHNOLOGY ADVISORY PROGRAM	710,000	4,730,000		5,440,000
BASIC RESEARCH AND DEVELOPMENT MANAGEMENT PROGRAM	5,483,000	112,598,000		118,081,000
Total, Regular Program(s)	30,450,000	144,542,000		174,992,000
B. PROJECTS				
Locally-Funded Project(s)		10,000,000		10,000,000
Total, Project(s)		10,000,000		10,000,000
TOTAL NEW APPROPRIATIONS	P 30,450,000	P 154,542,000		P 184,992,000

Special Provision(s)

1. **Reporting and Posting Requirements.** The National Research Council of the Philippines (NRCP) shall submit quarterly reports on its financial and physical accomplishments, within thirty (30) days after the end of every quarter, through the following:

- (a) URS or other electronic means for reports not covered by the URS; and
- (b) NRCP's website.

The NRCP shall send written notice when said reports have been submitted or posted on its website to the DBM, House of Representatives, Senate of the Philippines, House Committee on Appropriations, Senate Committee on Finance, and other offices where the submission of reports is required under existing laws, rules and regulations. The date of notice to said agencies shall be considered the date of compliance with this requirement.

2. **Appropriations for Activities or Projects.** The amounts appropriated herein shall be used specifically for the following activities or projects in the indicated amounts and conditions:

New Appropriations, by Programs/Activities/Projects

	Current Operating Expenditures			
	Personnel Services	Maintenance and Other Operating Expenses	Capital Outlays	Total
REGULAR PROGRAMS				
General Administration and Support				
General Management and Supervision	P 20,875,000	P 18,547,000		P 39,422,000
Administration of Personnel Benefits	79,000			79,000
Sub-total, General Administration and Support	20,954,000	18,547,000		39,501,000

Support to Operations			
NRCP Library Operation	2,529,000	657,000	3,186,000
IT support	<u>774,000</u>	<u>8,010,000</u>	<u>8,784,000</u>
Sub-total, Support to Operations	<u>3,303,000</u>	<u>8,667,000</u>	<u>11,970,000</u>
Operations			
POLICY DEVELOPMENT FOR SCIENCE AND TECHNOLOGY ADVISORY PROGRAM	<u>710,000</u>	<u>4,730,000</u>	<u>5,440,000</u>
Research based Policy Development for S&T and issues of national concern	710,000	4,730,000	5,440,000
BASIC RESEARCH AND DEVELOPMENT MANAGEMENT PROGRAM	<u>5,483,000</u>	<u>112,598,000</u>	<u>118,081,000</u>
Development, integration and coordination of the National Research System for Basic Research	4,209,000	108,664,000	112,873,000
Programming, monitoring and evaluation of basic research and other resource requirements	<u>1,274,000</u>	<u>3,934,000</u>	<u>5,208,000</u>
Sub-total, Operations	<u>6,193,000</u>	<u>117,328,000</u>	<u>123,521,000</u>
Total, Regular Program(s)	<u>30,450,000</u>	<u>144,542,000</u>	<u>174,992,000</u>
PROJECTS			
Locally-Funded Project(s)			
Development of basic and Policy Research, Capacity Building of Filipino Researchers		<u>10,000,000</u>	<u>10,000,000</u>
Sub-total, Locally-Funded Projects		<u>10,000,000</u>	<u>10,000,000</u>
Total, Project(s)		<u>10,000,000</u>	<u>10,000,000</u>
TOTAL NEW APPROPRIATIONS	P <u>30,450,000</u>	P <u>154,542,000</u>	P <u>184,992,000</u>

New Appropriations, by Object of Expenditures
(In Thousand Pesos)

Current Operating Expenditures

Personnel Services

Civilian Personnel

Permanent Positions

Basic Salary		<u>16,015</u>
--------------	--	---------------

Total Permanent Positions		<u>16,015</u>
---------------------------	--	---------------

Other Compensation Common to All

Personnel Economic Relief Allowance	840
Representation Allowance	168
Transportation Allowance	168
Clothing and Uniform Allowance	210
Honoraria	3,000
Mid-Year Bonus - Civilian	1,333
Year End Bonus	1,333
Cash Gift	175
Productivity Enhancement Incentive	175
	<hr/>
Total Other Compensation Common to All	7,402
	<hr/>
Other Compensation for Specific Groups	
Magna Carta for Science & Technology Personnel	6,386
Anniversary Bonus - Civilian	126
	<hr/>
Total Other Compensation for Specific Groups	6,512
	<hr/>
Other Benefits	
PAG-IBIG Contributions	41
PhilHealth Contributions	345
Employees Compensation Insurance Premiums	41
Loyalty Award - Civilian	15
Terminal Leave	79
	<hr/>
Total Other Benefits	521
	<hr/>
Total Personnel Services	30,450
	<hr/>
Maintenance and Other Operating Expenses	
Travelling Expenses	5,037
Training and Scholarship Expenses	8,160
Supplies and Materials Expenses	4,863
Utility Expenses	2,440
Communication Expenses	1,487
Awards/Rewards and Prizes	450
Confidential, Intelligence and Extraordinary Expenses	
Extraordinary and Miscellaneous Expenses	136
Professional Services	12,501
General Services	1,549
Repairs and Maintenance	2,710
Financial Assistance/Subsidy	102,385
Taxes, Insurance Premiums and Other Fees	178
Other Maintenance and Operating Expenses	
Advertising Expenses	11
Printing and Publication Expenses	3,647
Representation Expenses	7,556
Transportation and Delivery Expenses	5
Rent/Lease Expenses	165
Subscription Expenses	1,250
Other Maintenance and Operating Expenses	12
	<hr/>
Total Maintenance and Other Operating Expenses	154,542
	<hr/>

Total Current Operating Expenditures	184,992
--------------------------------------	---------

TOTAL NEW APPROPRIATIONS	184,992
--------------------------	---------

I. PHILIPPINE ATMOSPHERIC, GEOPHYSICAL AND ASTRONOMICAL SERVICES ADMINISTRATION

For general administration and support, support to operations, and operations, including locally-funded project(s), as indicated hereunder . . . P 1,203,777,000

New Appropriations, by Programs/Projects

	Current Operating Expenditures			
	Personnel Services	Maintenance and Other Operating Expenses	Capital Outlays	Total
A. REGULAR PROGRAMS				
General Administration and Support	P 238,769,000	P 49,314,000	P	288,083,000
Support to Operations	40,096,000	145,841,000		185,937,000
Operations	334,608,000	295,149,000		629,757,000
WEATHER AND CLIMATE FORECASTING AND WARNING PROGRAM	273,789,000	228,925,000		502,714,000
FLOOD FORECASTING AND WARNING PROGRAM	20,003,000	37,114,000		57,117,000
RESEARCH AND DEVELOPMENT ON ATMOSPHERIC, GEOPHYSICAL AND ASTRONOMICAL AND ALLIED SCIENCES PROGRAM	40,816,000	29,110,000		69,926,000
Total, Regular Program(s)	613,473,000	490,304,000		1,103,777,000
B. PROJECTS				
Locally-Funded Project(s)			100,000,000	100,000,000
Total, Project(s)			100,000,000	100,000,000
TOTAL NEW APPROPRIATIONS	P 613,473,000	P 490,304,000	P 100,000,000	P 1,203,777,000

Special Provision(s)

1 **Reporting and Posting Requirements.** The Philippine Atmospheric, Geophysical and Astronomical Services Administration (PAGASA) shall submit quarterly reports on its financial and physical accomplishments, within thirty (30) days after the end of every quarter, through the following:

- (a) URS or other electronic means for reports not covered by the URS; and
- (b) PAGASA's website.

The PAGASA shall send written notice when said reports have been submitted or posted on its website to the DBM, House of Representatives, Senate of the Philippines, House Committee on Appropriations, Senate Committee on Finance, and other offices where the submission of reports is required under existing laws, rules and regulations. The date of notice to said agencies shall be considered the date of compliance with this requirement.

2 **Appropriations for Activities or Projects.** The amounts appropriated herein shall be used specifically for the following activities or projects in the indicated amounts and conditions:

New Appropriations, by Programs/Activities/Projects

	Current Operating Expenditures			
	Personnel Services	Maintenance and Other Operating Expenses	Capital Outlays	Total

REGULAR PROGRAMS**General Administration and Support**

General Management and Supervision	P	216,065,000	P	49,314,000	P	265,379,000
Administration of Personnel Benefits		<u>22,704,000</u>		<u> </u>		<u>22,704,000</u>
Sub-total, General Administration and Support		<u>238,769,000</u>		<u>49,314,000</u>		<u>288,083,000</u>

Support to Operations

Operation and maintenance of Weather Surveillance Radar Network				108,764,000		108,764,000
Installation, Repair and Maintenance of Telemetering Multiplex System for Flood Forecasting and Warning Systems of the 18 Major River Basins				5,019,000		5,019,000
Construction/Repair/Rehabilitation of damaged weather stations and ICT equipment and facilities		<u>40,096,000</u>		<u>32,058,000</u>		<u>72,154,000</u>
Sub-total, Support to Operations		<u>40,096,000</u>		<u>145,841,000</u>		<u>185,937,000</u>

Operations**WEATHER AND CLIMATE FORECASTING AND WARNING PROGRAM**

		<u>273,789,000</u>		<u>228,925,000</u>		<u>502,714,000</u>
--	--	--------------------	--	--------------------	--	--------------------

Typhoon and weather warning, including marine and aviation forecasting and operation of meteorological communication and regional forecast center

46,602,000	22,419,000	69,021,000
------------	------------	------------

Climate data management, agrometeorological and climate change research and development

30,485,000	13,395,000	43,880,000
------------	------------	------------

Observation, measurement, recording and reporting of atmospheric, geophysical and astronomical data, including the operation and maintenance of automated observational data from surface and upper-air observation network

196,702,000	188,536,000	385,238,000
-------------	-------------	-------------

Operation of upgraded meteorological satellite receiving and processing systems

4,575,000	4,575,000
-----------	-----------

FLOOD FORECASTING AND WARNING PROGRAM

<u>20,003,000</u>	<u>37,114,000</u>	<u>57,117,000</u>
-------------------	-------------------	-------------------

Flood forecasting and hydro-meteorological services

20,003,000	22,238,000	42,241,000
------------	------------	------------

Operation and maintenance of the flood forecasting and warning system for dam operation

14,876,000	14,876,000
------------	------------

RESEARCH AND DEVELOPMENT ON ATMOSPHERIC, GEOPHYSICAL AND ASTRONOMICAL AND ALLIED SCIENCES PROGRAM

<u>40,816,000</u>	<u>29,110,000</u>	<u>69,926,000</u>
-------------------	-------------------	-------------------

Research on Atmospheric, Geophysical and Allied Sciences	40,816,000	25,896,000	66,712,000
Operation and maintenance of astronomical observatories/planetarium including the provisions of standard time services		3,214,000	3,214,000
Sub-total, Operations	334,608,000	295,149,000	629,757,000
Total, Regular Program(s)	613,473,000	490,304,000	1,103,777,000
PROJECTS			
Locally-Funded Project(s)			
Establishment of new PAGASA Weather Stations in various Regions		100,000,000	100,000,000
Sub-total, Locally-Funded Project(s)		100,000,000	100,000,000
Total, Project(s)		100,000,000	100,000,000
TOTAL NEW APPROPRIATIONS	P 613,473,000	P 490,304,000	P 1,203,777,000

New Appropriations, by Object of Expenditures
(In Thousand Pesos)

Current Operating Expenditures

Personnel Services

Civilian Personnel

Permanent Positions

Basic Salary	324,309
Total Permanent Positions	324,309

Other Compensation Common to All

Personnel Economic Relief Allowance	19,512
Representation Allowance	858
Transportation Allowance	858
Clothing and Uniform Allowance	4,974
Mid-Year Bonus - Civilian	27,024
Year End Bonus	27,024
Cash Gift	4,145
Productivity Enhancement Incentive	4,145
Total Other Compensation Common to All	88,540

Other Compensation for Specific Groups

Magna Carta for Science & Technology Personnel	156,498
Night Shift Differential Pay	11,252
Total Other Compensation for Specific Groups	167,750

Other Benefits	
PAG-IBIG Contributions	995
PhilHealth Contributions	7,258
Employees Compensation Insurance Premiums	987
Loyalty Award - Civilian	930
Terminal Leave	22,704
Total Other Benefits	32,874
Total Personnel Services	613,473
Maintenance and Other Operating Expenses	
Travelling Expenses	23,528
Training and Scholarship Expenses	12,949
Supplies and Materials Expenses	182,517
Utility Expenses	40,013
Communication Expenses	47,565
Confidential, Intelligence and Extraordinary Expenses	
Extraordinary and Miscellaneous Expenses	136
Professional Services	21,516
General Services	28,333
Repairs and Maintenance	88,463
Taxes, Insurance Premiums and Other Fees	34,617
Other Maintenance and Operating Expenses	
Advertising Expenses	170
Printing and Publication Expenses	1,207
Representation Expenses	2,056
Transportation and Delivery Expenses	1,000
Rent/Lease Expenses	5,384
Membership Dues and Contributions to Organizations	50
Subscription Expenses	300
Other Maintenance and Operating Expenses	500
Total Maintenance and Other Operating Expenses	490,304
Total Current Operating Expenditures	1,103,777
Capital Outlays	
Property, Plant and Equipment Outlay	
Infrastructure Outlay	70,000
Machinery and Equipment Outlay	30,000
Total Capital Outlays	100,000
TOTAL NEW APPROPRIATIONS	1,203,777

J. PHILIPPINE COUNCIL FOR AGRICULTURE, AQUATIC AND NATURAL RESOURCES RESEARCH AND DEVELOPMENT

For general administration and support, and operations, as indicated hereunder P 1,434,602,000

New Appropriations, by Programs/Projects

	Current Operating Expenditures			Total
	Personnel Services	Maintenance and Other Operating Expenses	Capital Outlays	
A. REGULAR PROGRAMS				
General Administration and Support	P 66,987,000	P 38,101,000		P 105,088,000
Operations	115,575,000	1,213,939,000		1,329,514,000
NATIONAL AANR SECTOR R&D PROGRAM	115,575,000	1,213,939,000		1,329,514,000
TOTAL NEW APPROPRIATIONS	P 182,562,000	P 1,252,040,000		P 1,434,602,000

Special Provision(s)

1. **Reporting and Posting Requirements.** The Philippine Council for Agriculture, Aquatic and Natural Resources Research and Development (PCAARRD) shall submit quarterly reports on its financial and physical accomplishments, within thirty (30) days after the end of every quarter, through the following:

- (a) URS or other electronic means for reports not covered by the URS; and
- (b) PCAARRD's website.

The PCAARRD shall send written notice when said reports have been submitted or posted on its website to the DBM, House of Representatives, Senate of the Philippines, House Committee on Appropriations, Senate Committee on Finance, and other offices where the submission of reports is required under existing laws, rules and regulations. The date of notice to said agencies shall be considered the date of compliance with this requirement.

2. **Appropriations for Activities or Projects.** The amounts appropriated herein shall be used specifically for the following activities or projects in the indicated amounts and conditions:

New Appropriations, by Programs/Activities/Projects

	Current Operating Expenditures			Total
	Personnel Services	Maintenance and Other Operating Expenses	Capital Outlays	
REGULAR PROGRAMS				
General Administration and Support				
General Management and Supervision	P 63,472,000	P 38,101,000		P 101,573,000
Administration of Personnel Benefits	3,515,000			3,515,000
Sub-total, General Administration and Support	66,987,000	38,101,000		105,088,000
Operations				
NATIONAL AANR SECTOR R&D PROGRAM	115,575,000	1,213,939,000		1,329,514,000
Development, integration and coordination of the National Research System for the AANR Sector	115,575,000	1,213,939,000		1,329,514,000
Sub-total, Operations	115,575,000	1,213,939,000		1,329,514,000
TOTAL NEW APPROPRIATIONS	P 182,562,000	P 1,252,040,000		P 1,434,602,000

New Appropriations, by Object of Expenditures
(In Thousand Pesos)

Current Operating Expenditures

Personnel Services

Civilian Personnel

Permanent Positions

Basic Salary	105,888
--------------	---------

Total Permanent Positions	105,888
---------------------------	---------

Other Compensation Common to All

Personnel Economic Relief Allowance	5,112
-------------------------------------	-------

Representation Allowance	912
--------------------------	-----

Transportation Allowance	912
--------------------------	-----

Clothing and Uniform Allowance	1,278
--------------------------------	-------

Honoraria	641
-----------	-----

Mid-Year Bonus - Civilian	8,824
---------------------------	-------

Year End Bonus	8,824
----------------	-------

Cash Gift	1,065
-----------	-------

Productivity Enhancement Incentive	1,065
------------------------------------	-------

Total Other Compensation Common to All	28,633
--	--------

Other Compensation for Specific Groups

Magna Carta for Science & Technology Personnel	41,509
--	--------

Total Other Compensation for Specific Groups	41,509
--	--------

Other Benefits

PAG-IBIG Contributions	256
------------------------	-----

PhilHealth Contributions	2,345
--------------------------	-------

Employees Compensation Insurance Premiums	256
---	-----

Loyalty Award - Civilian	160
--------------------------	-----

Terminal Leave	3,515
----------------	-------

Total Other Benefits	6,532
----------------------	-------

Total Personnel Services	182,562
--------------------------	---------

Maintenance and Other Operating Expenses

Travelling Expenses	12,172
---------------------	--------

Training and Scholarship Expenses	3,140
-----------------------------------	-------

Supplies and Materials Expenses	12,204
---------------------------------	--------

Utility Expenses	6,100
------------------	-------

Communication Expenses	7,879
------------------------	-------

Confidential, Intelligence and Extraordinary Expenses	
---	--

Extraordinary and Miscellaneous Expenses	136
--	-----

Professional Services	70,446
-----------------------	--------

General Services	11,700
Repairs and Maintenance	10,871
Financial Assistance/Subsidy	1,098,902
Taxes, Insurance Premiums and Other Fees	2,153
Other Maintenance and Operating Expenses	
Printing and Publication Expenses	4,059
Representation Expenses	4,224
Transportation and Delivery Expenses	100
Rent/Lease Expenses	5,419
Membership Dues and Contributions to Organizations	40
Subscription Expenses	1,788
Other Maintenance and Operating Expenses	707
Total Maintenance and Other Operating Expenses	1,252,040
Total Current Operating Expenditures	1,434,602
TOTAL NEW APPROPRIATIONS	1,434,602

K. PHILIPPINE COUNCIL FOR HEALTH RESEARCH AND DEVELOPMENT

For general administration and support, and operations, as indicated hereunder P 771,196,000

New Appropriations, by Programs/Projects

	Current Operating Expenditures			
	Personnel Services	Maintenance and Other Operating Expenses	Capital Outlays	Total
A. REGULAR PROGRAMS				
General Administration and Support	P 18,933,000	P 6,307,000	P	25,240,000
Operations	<u>27,413,000</u>	<u>718,543,000</u>		<u>745,956,000</u>
NATIONAL HEALTH RESEARCH AND DEVELOPMENT PROGRAM	<u>27,413,000</u>	<u>718,543,000</u>		<u>745,956,000</u>
TOTAL NEW APPROPRIATIONS	<u>P 46,346,000</u>	<u>P 724,850,000</u>	P	<u>771,196,000</u>

Special Provision(s)

1. **Reporting and Posting Requirements.** The Philippine Council for Health Research and Development (PCHRD) shall submit quarterly reports on its financial and physical accomplishments, within thirty (30) days after the end of every quarter, through the following:

- URS or other electronic means for reports not covered by the URS; and
- PCHRD's website.

The PCHRD shall send written notice when said reports have been submitted or posted on its website to the DBM, House of Representatives, Senate of the Philippines, House Committee on Appropriations, Senate Committee on Finance, and other offices where the submission of reports is required under existing laws, rules and regulations. The date of notice to said agencies shall be considered the date of compliance with this requirement.

2. **Appropriations for Activities or Projects.** The amounts appropriated herein shall be used specifically for the following activities or projects in the indicated amounts and conditions:

New Appropriations, by Programs/Activities/Projects

Current Operating Expenditures

	Personnel Services	Maintenance and Other Operating Expenses	Capital Outlays	Total
REGULAR PROGRAMS				
General Administration and Support				
General Management and Supervision	P 18,933,000	P 6,307,000		P 25,240,000
Sub-total, General Administration and Support	18,933,000	6,307,000		25,240,000
Operations				
NATIONAL HEALTH RESEARCH AND DEVELOPMENT PROGRAM	27,413,000	718,543,000		745,956,000
Development, Integration, Management and Coordination of the National Health Research System for Health and Related Fields	27,413,000	718,543,000		745,956,000
Sub-total, Operations	27,413,000	718,543,000		745,956,000
TOTAL NEW APPROPRIATIONS	P 46,346,000	P 724,850,000		P 771,196,000

New Appropriations, by Object of Expenditures
(In Thousand Pesos)

Current Operating Expenditures

Personnel Services

Civilian Personnel

Permanent Positions

Basic Salary	28,408
--------------	--------

Total Permanent Positions	28,408
---------------------------	--------

Other Compensation Common to All

Personnel Economic Relief Allowance	1,320
Representation Allowance	288
Transportation Allowance	288
Clothing and Uniform Allowance	330
Mid-Year Bonus - Civilian	2,368
Year End Bonus	2,368
Cash Gift	275
Per Diems	199
Productivity Enhancement Incentive	275

Total Other Compensation Common to All	7,711
--	-------

Other Compensation for Specific Groups

Magna Carta for Science & Technology Personnel	9,427
--	-------

Total Other Compensation for Specific Groups	9,427
Other Benefits	
PAG-IBIG Contributions	66
PhilHealth Contributions	618
Employees Compensation Insurance Premiums	66
Loyalty Award - Civilian	50
Total Other Benefits	800
Total Personnel Services	46,346
Maintenance and Other Operating Expenses	
Travelling Expenses	4,187
Training and Scholarship Expenses	700
Supplies and Materials Expenses	1,943
Utility Expenses	3,500
Communication Expenses	4,050
Confidential, Intelligence and Extraordinary Expenses	
Extraordinary and Miscellaneous Expenses	150
Professional Services	32,150
General Services	2,465
Repairs and Maintenance	450
Financial Assistance/Subsidy	666,515
Taxes, Insurance Premiums and Other Fees	880
Other Maintenance and Operating Expenses	
Advertising Expenses	60
Printing and Publication Expenses	500
Representation Expenses	3,000
Rent/Lease Expenses	200
Subscription Expenses	3,100
Other Maintenance and Operating Expenses	1,000
Total Maintenance and Other Operating Expenses	724,850
Total Current Operating Expenditures	771,196
TOTAL NEW APPROPRIATIONS	771,196

L. PHILIPPINE COUNCIL FOR INDUSTRY, ENERGY AND EMERGING TECHNOLOGY RESEARCH AND DEVELOPMENT

For general administration and support, and operations, as indicated hereunder P 834,692,000

New Appropriations, by Programs/Projects

	Current Operating Expenditures			
	Personnel Services	Maintenance and Other Operating Expenses	Capital Outlays	Total
A. REGULAR PROGRAMS				
General Administration and Support	P 31,346,000	P 15,366,000	P	46,712,000

Operations	42,415,000	745,565,000	787,980,000
NATIONAL INDUSTRY, ENERGY AND EMERGING TECHNOLOGY SECTORS R&D PROGRAM	42,415,000	745,565,000	787,980,000
TOTAL NEW APPROPRIATIONS	P 73,761,000	P 760,931,000	P 834,692,000

Special Provision(s)

1. **Reporting and Posting Requirements.** The Philippine Council for Industry, Energy and Emerging Technology Research and Development (PCIEERD) shall submit quarterly reports on its financial and physical accomplishments, within thirty (30) days after the end of every quarter, through the following:

- (a) URS or other electronic means for reports not covered by the URS; and
- (b) PCIEERD's website.

The PCIEERD shall send written notice when said reports have been submitted or posted on its website to the DBM, House of Representatives, Senate of the Philippines, House Committee on Appropriations, Senate Committee on Finance, and other offices where the submission of reports is required under existing laws, rules and regulations. The date of notice to said agencies shall be considered the date of compliance with this requirement.

2. **Appropriations for Activities or Projects.** The amounts appropriated herein shall be used specifically for the following activities or projects in the indicated amounts and conditions:

New Appropriations, by Programs/Activities/Projects

	<u>Current Operating Expenditures</u>			<u>Total</u>
	<u>Personnel Services</u>	<u>Maintenance and Other Operating Expenses</u>	<u>Capital Outlays</u>	
REGULAR PROGRAMS				
General Administration and Support				
General Management and Supervision	P 31,288,000	P 15,366,000		P 46,654,000
Administration of Personnel Benefits	58,000			58,000
Sub-total, General Administration and Support	31,346,000	15,366,000		46,712,000
Operations				
NATIONAL INDUSTRY, ENERGY AND EMERGING TECHNOLOGY SECTORS R&D PROGRAM	42,415,000	745,565,000		787,980,000
Development, integration and coordination of the National Research System for Industry, Energy and Emerging Technology Sectors	42,415,000	745,565,000		787,980,000
Sub-total, Operations	42,415,000	745,565,000		787,980,000
TOTAL NEW APPROPRIATIONS	P 73,761,000	P 760,931,000		P 834,692,000

New Appropriations, by Object of Expenditures

(In Thousand Pesos)

Current Operating Expenditures**Personnel Services****Civilian Personnel****Permanent Positions**

Basic Salary	42,571
Total Permanent Positions	42,571
Other Compensation Common to All	
Personnel Economic Relief Allowance	1,680
Representation Allowance	630
Transportation Allowance	630
Clothing and Uniform Allowance	420
Honoraria	300
Mid-Year Bonus - Civilian	3,548
Year End Bonus	3,548
Cash Gift	350
Productivity Enhancement Incentive	350
Total Other Compensation Common to All	11,456
Other Compensation for Specific Groups	
Magna Carta for Science & Technology Personnel	18,527
Total Other Compensation for Specific Groups	18,527
Other Benefits	
PAG-IBIG Contributions	84
PhilHealth Contributions	931
Employees Compensation Insurance Premiums	84
Loyalty Award - Civilian	50
Terminal Leave	58
Total Other Benefits	1,207
Total Personnel Services	73,761
Maintenance and Other Operating Expenses	
Travelling Expenses	854
Training and Scholarship Expenses	100
Supplies and Materials Expenses	2,417
Utility Expenses	1,359
Communication Expenses	199
Confidential, Intelligence and Extraordinary Expenses	
Extraordinary and Miscellaneous Expenses	300
Professional Services	4,330
General Services	3,280
Repairs and Maintenance	1,476
Financial Assistance/Subsidy	745,565
Taxes, Insurance Premiums and Other Fees	901
Other Maintenance and Operating Expenses	
Representation Expenses	50
Rent/Lease Expenses	100
Total Maintenance and Other Operating Expenses	760,931
Total Current Operating Expenditures	834,692
TOTAL NEW APPROPRIATIONS	834,692

M. PHILIPPINE INSTITUTE OF VOLCANOLOGY AND SEISMOLOGY

For general administration and support, support to operations, and operations, including locally-funded project(s), as indicated hereunder . . . P 521,605,000

New Appropriations, by Programs/Projects

	Current Operating Expenditures			
	Personnel Services	Maintenance and Other Operating Expenses	Capital Outlays	Total
A. REGULAR PROGRAMS				
General Administration and Support	P 67,180,000	P 60,234,000	P	P 127,414,000
Support to Operations		1,328,000		1,328,000
Operations	<u>89,693,000</u>	<u>104,764,000</u>	<u>40,000,000</u>	<u>234,457,000</u>
VOLCANO, EARTHQUAKE AND TSUNAMI MONITORING AND WARNING PROGRAM	61,826,000	85,128,000	40,000,000	186,954,000
VOLCANO, EARTHQUAKE AND TSUNAMI HAZARDS MAPPING, RISK ASSESSMENT AND RESEARCH AND DEVELOPMENT PROGRAM	16,974,000	12,738,000		29,712,000
VOLCANO, EARTHQUAKE AND TSUNAMI DISASTER PREPAREDNESS AND RISK REDUCTION PROGRAM	<u>10,893,000</u>	<u>6,898,000</u>		<u>17,791,000</u>
Total, Regular Program(s)	<u>156,873,000</u>	<u>166,326,000</u>	<u>40,000,000</u>	<u>363,199,000</u>
B. PROJECTS				
Locally-Funded Project(s)		<u>75,993,000</u>	<u>82,413,000</u>	<u>158,406,000</u>
Total, Project(s)		<u>75,993,000</u>	<u>82,413,000</u>	<u>158,406,000</u>
TOTAL NEW APPROPRIATIONS	P <u>156,873,000</u>	P <u>242,319,000</u>	P <u>122,413,000</u>	P <u>521,605,000</u>

Special Provision(s)

1. **Reporting and Posting Requirements.** The Philippine Institute of Volcanology and Seismology (PHIVOLCS) shall submit quarterly reports on its financial and physical accomplishments, within thirty (30) days after the end of every quarter, through the following:

- (a) URS or other electronic means for reports not covered by the URS; and
- (b) PHIVOLCS' website.

The PHIVOLCS shall send written notice when said reports have been submitted or posted on its website to the DBM, House of Representatives, Senate of the Philippines, House Committee on Appropriations, Senate Committee on Finance, and other offices where the submission of reports is required under existing laws, rules and regulations. The date of notice to said agencies shall be considered the date of compliance with this requirement.

2. **Appropriations for Activities or Projects.** The amounts appropriated herein shall be used specifically for the following activities or projects in the indicated amounts and conditions:

New Appropriations, by Programs/Activities/Projects

Current Operating Expenditures			
Personnel Services	Maintenance and Other Operating Expenses	Capital Outlays	Total

REGULAR PROGRAMS

General Administration and Support

General Management and Supervision	P	66,864,000	P	60,234,000	P	127,098,000
Administration of Personnel Benefits		<u>316,000</u>				<u>316,000</u>
Sub-total, General Administration and Support		<u>67,180,000</u>		<u>60,234,000</u>		<u>127,414,000</u>

Support to Operations

Participation in national and international scientific and technological societies and conferences/meetings			<u>1,328,000</u>			<u>1,328,000</u>
Sub-total, Support to Operations			<u>1,328,000</u>			<u>1,328,000</u>

Operations

VOLCANO, EARTHQUAKE AND TSUNAMI MONITORING AND WARNING PROGRAM		<u>61,826,000</u>	<u>85,128,000</u>	<u>40,000,000</u>		<u>186,954,000</u>
Operations and development of volcano monitoring and warning systems		27,035,000	24,712,000	20,000,000		71,747,000
Operations and development of earthquake monitoring and information systems		34,791,000	41,637,000	20,000,000		96,428,000
Operations and development of tsunami monitoring and warning systems			18,779,000			18,779,000
VOLCANO, EARTHQUAKE AND TSUNAMI HAZARDS MAPPING, RISK ASSESSMENT AND RESEARCH AND DEVELOPMENT PROGRAM		<u>16,974,000</u>	<u>12,738,000</u>			<u>29,712,000</u>
Volcanological, Seismological and geophysical instrumentation research and development			7,373,000			7,373,000
Volcanic, earthquake and tsunami hazard mapping and risk assessment			2,989,000			2,989,000
Geo-scientific research and development and prediction studies on volcanic systems, earthquakes and tsunami		16,974,000	2,376,000			19,350,000
VOLCANO, EARTHQUAKE AND TSUNAMI DISASTER PREPAREDNESS AND RISK REDUCTION PROGRAM		<u>10,893,000</u>	<u>6,898,000</u>			<u>17,791,000</u>
Information, education and communication activities for the promotion of disaster preparedness and risk reduction		<u>10,893,000</u>	<u>6,898,000</u>			<u>17,791,000</u>
Sub-total, Operations		<u>89,693,000</u>	<u>104,764,000</u>	<u>40,000,000</u>		<u>234,457,000</u>
Total, Regular Program(s)		<u>156,873,000</u>	<u>166,326,000</u>	<u>40,000,000</u>		<u>363,199,000</u>

B. PROJECTS

Locally-Funded Projects

Rehabilitation of Volcano Observatories and Construction of Seismic Vaults and Housing for Volcano Monitoring and Unmanned Seismic Stations for Earthquake Monitoring - Rehabilitation of volcano monitoring stations		10,000,000	10,000,000
Rehabilitation of Volcano Observatories and Construction of Seismic Vaults and Housing for Volcano Monitoring and Unmanned Seismic Stations for Earthquake Monitoring - Construction of seismic vaults and housing for volcano monitoring		7,148,000	7,148,000
Rehabilitation of Volcano Observatories and Construction of Seismic Vaults and Housing for Volcano Monitoring and Unmanned Seismic Stations for Earthquake Monitoring - Construction of unmanned seismic stations for earthquake monitoring		11,900,000	11,900,000
Rehabilitation of Earthquake Monitoring Stations		23,700,000	23,700,000
Enhancement of Volcano, Earthquake and Tsunami Warning Systems for Disaster Risk Reduction in the Philippines - Counterpart Fund for JICA Grant Aid Project	11,402,000		11,402,000
DYNASLOPE: Development of Site-Specific Threshold for Deep-seated Landslides and Slope Failures	46,461,000	980,000	47,441,000
Measurement of Velocities of Earthquake Faults (MOVE FAULTS)	12,771,000	28,385,000	41,156,000
REDAS: Capacity-building of Philippine Local Communities on the use of REDAS Software	5,359,000	300,000	5,659,000
Sub-total, Locally-Funded Project(s)	75,993,000	82,413,000	158,406,000
Total, Project(s)	75,993,000	82,413,000	158,406,000
TOTAL NEW APPROPRIATIONS	P 156,873,000	P 242,319,000	P 122,413,000
			P 521,605,000

New Appropriations, by Object of Expenditures
(In Thousand Pesos)

Current Operating Expenditures

Personnel Services

Civilian Personnel

Permanent Positions

Basic Salary	85,714
--------------	--------

Total Permanent Positions	85,714
---------------------------	--------

Other Compensation Common to All	
Personnel Economic Relief Allowance	5,160
Representation Allowance	222
Transportation Allowance	222
Clothing and Uniform Allowance	1,290
Mid-Year Bonus - Civilian	7,143
Year End Bonus	7,143
Cash Gift	1,075
Productivity Enhancement Incentive	1,075
Total Other Compensation Common to All	23,330
Other Compensation for Specific Groups	
Magna Carta for Science & Technology Personnel	41,998
Night Shift Differential Pay	3,000
Total Other Compensation for Specific Groups	44,998
Other Benefits	
PAG-IBIG Contributions	259
PhilHealth Contributions	1,917
Employees Compensation Insurance Premiums	259
Loyalty Award - Civilian	80
Terminal Leave	316
Total Other Benefits	2,831
Total Personnel Services	156,873
Maintenance and Other Operating Expenses	
Travelling Expenses	30,627
Training and Scholarship Expenses	7,482
Supplies and Materials Expenses	25,310
Utility Expenses	13,957
Communication Expenses	34,230
Confidential, Intelligence and Extraordinary Expenses	
Extraordinary and Miscellaneous Expenses	136
Professional Services	46,617
General Services	17,138
Repairs and Maintenance	19,201
Taxes, Insurance Premiums and Other Fees	6,500
Other Maintenance and Operating Expenses	
Advertising Expenses	80
Printing and Publication Expenses	1,610
Representation Expenses	924
Transportation and Delivery Expenses	1,780
Rent/Lease Expenses	32,807
Membership Dues and Contributions to Organizations	100
Subscription Expenses	990
Other Maintenance and Operating Expenses	2,830
Total Maintenance and Other Operating Expenses	242,319
Total Current Operating Expenditures	399,192

Capital Outlays

Property, Plant and Equipment Outlay
Buildings and Other Structures
Machinery and Equipment Outlay

52,748

69,665

Total Capital Outlays

122,413

TOTAL NEW APPROPRIATIONS

521,605

N. PHILIPPINE NUCLEAR RESEARCH INSTITUTE

For general administration and support, support to operations, and operations, including locally-funded project(s), as indicated hereunder . . . P 461,557,000

New Appropriations, by Programs/Projects

	Current Operating Expenditures			
	Personnel Services	Maintenance and Other Operating Expenses	Capital Outlays	Total
A. REGULAR PROGRAMS				
General Administration and Support	P 78,112,000	P 89,394,000	P	167,506,000
Support to Operations		13,619,000	12,374,000	25,993,000
Operations	126,357,000	50,420,000		176,777,000
NUCLEAR RESEARCH AND DEVELOPMENT PROGRAM	45,782,000	12,233,000		58,015,000
NUCLEAR SCIENCE AND TECHNOLOGY SERVICES AND ADVISORY PROGRAM	58,430,000	37,275,000		95,705,000
NUCLEAR REGULATIONS, SECURITY AND SAFEGUARDS PROGRAM	22,145,000	912,000		23,057,000
Total, Regular Program(s)	204,469,000	153,433,000	12,374,000	370,276,000
B. PROJECTS				
Locally-Funded Project(s)		5,605,000	85,676,000	91,281,000
Total, Project(s)		5,605,000	85,676,000	91,281,000
TOTAL NEW APPROPRIATIONS	P 204,469,000	P 159,038,000	P 98,050,000	P 461,557,000

Special Provision(s)

1. **Reporting and Posting Requirements.** The Philippine Nuclear Research Institute (PNRI) shall submit quarterly reports on its financial and physical accomplishments, within thirty (30) days after the end of every quarter, through the following:

- (a) URS or other electronic means for reports not covered by the URS; and
- (b) PNRI's website.

The PNRI shall send written notice when said reports have been submitted or posted on its website to the DBM, House of Representatives, Senate of the Philippines, House Committee on Appropriations, Senate Committee on Finance, and other offices where the submission of reports is required under existing laws, rules and regulations. The date of notice to said agencies shall be considered the date of compliance with this requirement.

2. **Appropriations for Activities or Projects.** The amounts appropriated herein shall be used specifically for the following activities or projects in the indicated amounts and conditions:

New Appropriations, by Programs/Activities/Projects

	Current Operating Expenditures			
	Personnel Services	Maintenance and Other Operating Expenses	Capital Outlays	Total
REGULAR PROGRAMS				
General Administration and Support				
General Management and Supervision	P 73,452,000	P 89,213,000	P	162,665,000
Human Resource Development		181,000		181,000
Administration of Personnel Benefits	4,660,000			4,660,000
Sub-total, General Administration and Support	78,112,000	89,394,000		167,506,000
Support to Operations				
Nuclear and Radiation Facilities Utilization		75,000		75,000
Capacity Building for Nuclear S&T under the Framework of Multilateral and Bilateral Cooperation		836,000		836,000
Nuclear Power Program in support to Presidential Issuances and Relevant Laws		12,708,000	12,374,000	25,082,000
Sub-total, Support to Operations		13,619,000	12,374,000	25,993,000
Operations				
NUCLEAR RESEARCH AND DEVELOPMENT PROGRAM	45,782,000	12,233,000		58,015,000
Nuclear Research Technology Development and Application	45,782,000	12,233,000		58,015,000
NUCLEAR SCIENCE AND TECHNOLOGY SERVICES AND ADVISORY PROGRAM	58,430,000	37,275,000		95,705,000
Nuclear and Allied Services	40,252,000	35,536,000		75,788,000
Diffusion and Transfer of Nuclear Knowledge and Technologies	18,178,000	1,739,000		19,917,000
NUCLEAR REGULATIONS, SECURITY AND SAFEGUARDS PROGRAM	22,145,000	912,000		23,057,000
Nuclear Regulations, Licensing, Inspection and Security and Safeguards	22,145,000	912,000		23,057,000
Sub-total, Operations	126,357,000	50,420,000		176,777,000
Total, Regular Program(s)	204,469,000	153,433,000	12,374,000	370,276,000

PROJECTS

Locally-Funded Projects

Upgrading of ARC Building		14,676,000	14,676,000	
Capacity Building to Utilize the Philippine Research Reactor - I (PRR-I) Triga Fuel Subcritical Assembly to Re-establish Nuclear Science Knowledge and Expertise in the Philippines	518,000	21,000,000	21,518,000	
Establishment of a Two-Storey Radiation Protection Services Facility	3,130,000		3,130,000	
Implementation of Strategic Information Systems for Nuclear Safety and Provision of Nuclear Allied Services in the Philippines	1,806,000		1,806,000	
Development of a Web-based Office Information Management System	151,000		151,000	
Innovating Nuclear Medicine Research and Services: Development of Emerging PET Radiopharmaceuticals for Early Cancer Staging and Assessment of Biologic Functions in Cancer Cells		50,000,000	50,000,000	
Sub-total, Locally-Funded Projects	5,605,000	85,676,000	91,281,000	
Total, Project(s)	5,605,000	85,676,000	91,281,000	
TOTAL NEW APPROPRIATIONS	P 204,469,000	P 159,038,000	P 98,050,000	P 461,557,000

New Appropriations, by Object of Expenditures
(In Thousand Pesos)

Current Operating Expenditures

Personnel Services

Civilian Personnel

Permanent Positions

Basic Salary	117,469
--------------	---------

Total Permanent Positions	117,469
---------------------------	---------

Other Compensation Common to All

Personnel Economic Relief Allowance	5,496
Representation Allowance	768
Transportation Allowance	768
Clothing and Uniform Allowance	1,374
Mid-Year Bonus - Civilian	9,789
Year End Bonus	9,789
Cash Gift	1,145
Productivity Enhancement Incentive	1,145

Total Other Compensation Common to All	30,274
--	--------

Other Compensation for Specific Groups	
Magna Carta for Science & Technology Personnel	48,200
Anniversary Bonus - Civilian	660
Total Other Compensation for Specific Groups	48,860
Other Benefits	
PAG-IBIG Contributions	275
PhilHealth Contributions	2,566
Employees Compensation Insurance Premiums	275
Loyalty Award	90
Terminal Leave	4,660
Total Other Benefits	7,866
Total Personnel Services	204,469
Maintenance and Other Operating Expenses	
Travelling Expenses	4,726
Training and Scholarship Expenses	312
Supplies and Materials Expenses	38,961
Utility Expenses	22,168
Communication Expenses	5,130
Awards/Rewards and Prizes	150
Confidential, Intelligence and Extraordinary Expenses	
Extraordinary and Miscellaneous Expenses	136
Professional Services	10,200
General Services	10,300
Repairs and Maintenance	12,485
Taxes, Insurance Premiums and Other Fees	3,499
Other Maintenance and Operating Expenses	
Advertising Expenses	30
Printing and Publication Expenses	304
Representation Expenses	1,064
Transportation and Delivery Expenses	871
Rent/Lease Expenses	46,985
Membership Dues and Contributions to Organizations	312
Subscription Expenses	972
Other Maintenance and Operating Expenses	433
Total Maintenance and Other Operating Expenses	159,038
Total Current Operating Expenditures	363,507
Capital Outlays	
Property, Plant and Equipment Outlay	
Buildings and Other Structures	66,676
Machinery and Equipment Outlay	31,374
Total Capital Outlays	98,050
TOTAL NEW APPROPRIATIONS	461,557

O. PHILIPPINE SCIENCE HIGH SCHOOL SYSTEM

For general administration and support, and operations, including locally-funded project(s), as indicated hereunder P 2,940,693,000

New Appropriations, by Programs/Projects

	Current Operating Expenditures			
	Personnel Services	Maintenance and Other Operating Expenses	Capital Outlays	Total
A. REGULAR PROGRAMS				
General Administration and Support	P 129,289,000	P 40,610,000	P 3,000,000	P 172,899,000
Operations	<u>1,241,567,000</u>	<u>855,227,000</u>	<u>16,100,000</u>	<u>2,112,894,000</u>
SCIENCE, TECHNOLOGY, ENGINEERING AND MATHEMATICS (STEM) SECONDARY EDUCATION ON SCHOLARSHIP BASIS PROGRAM	1,240,336,000	842,876,000	16,100,000	2,099,312,000
SCIENCE, TECHNOLOGY, ENGINEERING AND MATHEMATICS (STEM) PROMOTION PROGRAM	<u>1,231,000</u>	<u>12,351,000</u>		<u>13,582,000</u>
Total, Regular Program(s)	<u>1,370,856,000</u>	<u>895,837,000</u>	<u>19,100,000</u>	<u>2,285,793,000</u>
B. PROJECTS				
Locally-Funded Project(s)			<u>654,900,000</u>	<u>654,900,000</u>
Total, Project(s)			<u>654,900,000</u>	<u>654,900,000</u>
TOTAL NEW APPROPRIATIONS	<u>P 1,370,856,000</u>	<u>P 895,837,000</u>	<u>P 674,000,000</u>	<u>P 2,940,693,000</u>

Special Provision(s)

1. **School Fees.** Of the amounts appropriated herein, Four Million One Hundred Thousand Pesos (P4,100,000) shall be used for the improvement of information technology facilities, laboratory and office equipment, and furniture and fixtures sourced from fees collected by each campus in the Philippine Science High School System (PSHSS) for school-related activities in accordance with Section 8 (k) of R.A. No. 9036.

Release of funds shall be subject to the approval of the PSHSS Board of Trustees, and the submission of a Special Budget pursuant to Section 35, Chapter 5, Book VI of E.O. No. 292.

2. **Funds for Local Scholarships.** In the over-all programming of the scholarship grants, the PSHSS shall ensure that the full requirements of existing scholars shall be considered to ensure continued funding within the period of scholarship grant.

3. **Reporting and Posting Requirements.** The PSHSS shall submit quarterly reports on its financial and physical accomplishments, within thirty (30) days after the end of every quarter, through the following:

- URS or other electronic means for reports not covered by the URS; and
- PSHSS' website.

The PSHSS shall send written notice when said reports have been submitted or posted on its website to the DBM, House of Representatives, Senate of the Philippines, House Committee on Appropriations, Senate Committee on Finance, and other offices where the submission of reports is required under existing laws, rules and regulations. The date of notice to said agencies shall be considered the date of compliance with this requirement.

4. **Appropriations for Activities or Projects.** The amounts appropriated herein shall be used specifically for the following activities or projects in the indicated amounts and conditions:

New Appropriations, by Programs/Activities/Projects

Current Operating Expenditures			
Personnel Services	Maintenance and Other Operating Expenses	Capital Outlays	Total

REGULAR PROGRAMS

General Administration and Support

General Management and Supervision	P	<u>30,898,000</u>	P	<u>40,610,000</u>	P	<u>3,000,000</u>	P	<u>74,508,000</u>
National Capital Region (NCR)		<u>30,898,000</u>		<u>40,610,000</u>		<u>3,000,000</u>		<u>74,508,000</u>
Office of the Executive Director (Central Office)		30,898,000		40,610,000		3,000,000		74,508,000
Administration of Personnel Benefits		<u>98,391,000</u>						<u>98,391,000</u>
National Capital Region (NCR)		<u>11,289,000</u>						<u>11,289,000</u>
Diliman Campus		5,779,000						5,779,000
Office of the Executive Director (Central Office)		5,510,000						5,510,000
Region I - Ilocos		<u>4,969,000</u>						<u>4,969,000</u>
Ilocos Region Campus		4,969,000						4,969,000
Cordillera Administrative Region (CAR)		<u>1,857,000</u>						<u>1,857,000</u>
Cordillera Administrative Region Campus		1,857,000						1,857,000
Region II - Cagayan Valley		<u>2,559,000</u>						<u>2,559,000</u>
Cagayan Valley Campus		2,559,000						2,559,000
Region III - Central Luzon		<u>1,699,000</u>						<u>1,699,000</u>
Central Luzon Campus		1,699,000						1,699,000
Region IVA - CALABARZON		<u>12,332,000</u>						<u>12,332,000</u>
CALABARZON Region Campus		12,332,000						12,332,000
Region IVB - MIMAROPA		<u>4,081,000</u>						<u>4,081,000</u>
MIMAROPA Region Campus		4,081,000						4,081,000
Region V - Bicol		<u>6,694,000</u>						<u>6,694,000</u>
Bicol Region Campus		6,694,000						6,694,000
Region VI - Western Visayas		<u>493,000</u>						<u>493,000</u>
Western Visayas Campus		493,000						493,000
Region VII - Central Visayas		<u>10,174,000</u>						<u>10,174,000</u>
Central Visayas Campus		10,174,000						10,174,000
Region VIII - Eastern Visayas		<u>10,784,000</u>						<u>10,784,000</u>
Eastern Visayas Campus		10,784,000						10,784,000

Region IX - Zamboanga Peninsula	<u>5,829,000</u>			<u>5,829,000</u>
Zamboanga Peninsula Region Campus	5,829,000			5,829,000
Region X - Northern Mindanao	<u>11,355,000</u>			<u>11,355,000</u>
Central Mindanao Campus	11,355,000			11,355,000
Region XI - Davao	<u>3,463,000</u>			<u>3,463,000</u>
Southern Mindanao Campus	3,463,000			3,463,000
Region XII - SOCCSKSARGEN	<u>5,037,000</u>			<u>5,037,000</u>
SOCCSKSARGEN Region Campus	5,037,000			5,037,000
Region XIII - Caraga	<u>5,776,000</u>			<u>5,776,000</u>
Caraga Region Campus	5,776,000			5,776,000
Sub-total, General Administration and Support	<u>129,289,000</u>	<u>40,610,000</u>	<u>3,000,000</u>	<u>172,899,000</u>
Operations				
SCIENCE, TECHNOLOGY, ENGINEERING AND MATHEMATICS (STEM) SECONDARY EDUCATION ON SCHOLARSHIP BASIS PROGRAM	<u>1,240,336,000</u>	<u>842,876,000</u>	<u>16,100,000</u>	<u>2,099,312,000</u>
Operation of school campuses	<u>1,235,714,000</u>	<u>832,447,000</u>	<u>16,100,000</u>	<u>2,084,261,000</u>
National Capital Region (NCR)	<u>212,099,000</u>	<u>90,444,000</u>	<u>2,420,000</u>	<u>304,963,000</u>
Diliman Campus	212,099,000	90,444,000	2,420,000	304,963,000
Region I - Ilocos	<u>81,856,000</u>	<u>54,868,000</u>	<u>250,000</u>	<u>136,974,000</u>
Ilocos Region Campus	81,856,000	54,868,000	250,000	136,974,000
Cordillera Administrative Region (CAR)	<u>77,563,000</u>	<u>40,000,000</u>	<u>200,000</u>	<u>117,763,000</u>
Cordillera Administrative Region Campus	77,563,000	40,000,000	200,000	117,763,000
Region II - Cagayan Valley	<u>78,351,000</u>	<u>51,594,000</u>	<u>200,000</u>	<u>130,145,000</u>
Cagayan Valley Campus	78,351,000	51,594,000	200,000	130,145,000
Region III - Central Luzon	<u>78,760,000</u>	<u>54,870,000</u>	<u>1,700,000</u>	<u>135,330,000</u>
Central Luzon Campus	78,760,000	54,870,000	1,700,000	135,330,000
Region IVA - CALABARZON	<u>58,159,000</u>	<u>52,693,000</u>	<u>1,620,000</u>	<u>112,472,000</u>
CALABARZON Region Campus	58,159,000	52,693,000	1,620,000	112,472,000
Region IVB - MIMAROPA	<u>33,123,000</u>	<u>25,914,000</u>	<u>100,000</u>	<u>59,137,000</u>
MIMAROPA Region Campus	33,123,000	25,914,000	100,000	59,137,000

Region V - Bicol	74,855,000	52,529,000	250,000	127,634,000
Bicol Region Campus	74,855,000	52,529,000	250,000	127,634,000
Region VI - Western Visayas	84,008,000	58,772,000	5,710,000	148,490,000
Western Visayas Campus	84,008,000	58,772,000	5,710,000	148,490,000
Region VII - Central Visayas	70,055,000	57,504,000	200,000	127,759,000
Central Visayas Campus	70,055,000	57,504,000	200,000	127,759,000
Region VIII - Eastern Visayas	72,533,000	52,841,000	200,000	125,574,000
Eastern Visayas Campus	72,533,000	52,841,000	200,000	125,574,000
Region IX - Zamboanga Peninsula	37,243,000	36,324,000	100,000	73,667,000
Zamboanga Peninsula Region Campus	37,243,000	36,324,000	100,000	73,667,000
Region X - Northern Mindanao	72,860,000	51,759,000	2,700,000	127,319,000
Central Mindanao Campus	72,860,000	51,759,000	2,700,000	127,319,000
Region XI - Davao	80,227,000	53,841,000	210,000	134,278,000
Southern Mindanao Campus	80,227,000	53,841,000	210,000	134,278,000
Region XII - SOCCSKSARGEN	67,308,000	52,939,000	120,000	120,367,000
SOCCSKSARGEN Region Campus	67,308,000	52,939,000	120,000	120,367,000
Region XIII - Caraga	56,714,000	45,555,000	120,000	102,389,000
Caraga Region Campus	56,714,000	45,555,000	120,000	102,389,000
Policy Formulation, Program Planning and Standards Development	4,622,000	10,429,000		15,051,000
National Capital Region (NCR)	4,622,000	10,429,000		15,051,000
Office of the Executive Director (Central Office)	4,622,000	10,429,000		15,051,000
SCIENCE, TECHNOLOGY, ENGINEERING AND MATHEMATICS (STEM) PROMOTION PROGRAM	1,231,000	12,351,000		13,582,000
National Competitive Examination (NCE)	1,231,000	8,934,000		10,165,000
National Capital Region (NCR)	1,231,000	8,934,000		10,165,000
Office of the Executive Director (Central Office)	1,231,000	8,934,000		10,165,000
STEM Promotional Activities		3,417,000		3,417,000
National Capital Region (NCR)		3,417,000		3,417,000
Office of the Executive Director (Central Office)		3,417,000		3,417,000
Sub-total, Operations	1,241,567,000	855,227,000	16,100,000	2,112,894,000

Total, Regular Program(s)	<u>1,370,856,000</u>	<u>895,837,000</u>	<u>19,100,000</u>	<u>2,285,793,000</u>
---------------------------	----------------------	--------------------	-------------------	----------------------

PROJECTS

Locally-Funded Project(s)

Construction of Advance Science and Technology Building	<u>44,000,000</u>	<u>44,000,000</u>
Region III - Central Luzon	<u>44,000,000</u>	<u>44,000,000</u>
Central Luzon Campus	44,000,000	44,000,000
Construction of Academic Building II	<u>70,000,000</u>	<u>70,000,000</u>
Region IVB - MIMAROPA	<u>70,000,000</u>	<u>70,000,000</u>
MIMAROPA Region Campus	70,000,000	70,000,000
Construction of Academic Building III	<u>15,000,000</u>	<u>15,000,000</u>
Region XI - Davao	<u>15,000,000</u>	<u>15,000,000</u>
Southern Mindanao Campus	15,000,000	15,000,000
Rehabilitation of School Buildings	<u>35,000,000</u>	<u>35,000,000</u>
Region VI - Western Visayas	<u>10,000,000</u>	<u>10,000,000</u>
Western Visayas Campus	10,000,000	10,000,000
Region VII - Central Visayas	<u>25,000,000</u>	<u>25,000,000</u>
Central Visayas Campus	25,000,000	25,000,000
Construction of Academic Building for Senior High Program	<u>58,000,000</u>	<u>58,000,000</u>
National Capital Region (NCR)	<u>58,000,000</u>	<u>58,000,000</u>
Diliman Campus	58,000,000	58,000,000
Construction of Sewage Treatment Facility	<u>10,000,000</u>	<u>10,000,000</u>
Region XIII - Caraga	<u>10,000,000</u>	<u>10,000,000</u>
Caraga Region Campus	10,000,000	10,000,000
Construction of Rainwater Collection System	<u>1,500,000</u>	<u>1,500,000</u>
National Capital Region (NCR)	<u>1,500,000</u>	<u>1,500,000</u>
Office of the Executive Director (Central Office)	1,500,000	1,500,000
Upgrading of Electrical System	<u>10,500,000</u>	<u>10,500,000</u>
Region VII - Central Visayas	<u>5,500,000</u>	<u>5,500,000</u>
Central Visayas Campus	5,500,000	5,500,000

Region VIII - Eastern Visayas	<u>5,000,000</u>	<u>5,000,000</u>
Eastern Visayas Campus	5,000,000	5,000,000
Construction of Powerhouse and Electricity System	<u>7,000,000</u>	<u>7,000,000</u>
Region XIII - Caraga	<u>7,000,000</u>	<u>7,000,000</u>
Caraga Region Campus	7,000,000	7,000,000
Site Development	<u>52,750,000</u>	<u>52,750,000</u>
Region II - Cagayan Valley	<u>5,000,000</u>	<u>5,000,000</u>
Cagayan Valley Campus	5,000,000	5,000,000
Region IVB - MIMAROPA	<u>5,000,000</u>	<u>5,000,000</u>
MIMAROPA Region Campus	5,000,000	5,000,000
Region V - Bicol	<u>10,000,000</u>	<u>10,000,000</u>
Bicol Region Campus	10,000,000	10,000,000
Region VII - Central Visayas	<u>28,500,000</u>	<u>28,500,000</u>
Central Visayas Campus	28,500,000	28,500,000
Region VIII - Eastern Visayas	<u>4,000,000</u>	<u>4,000,000</u>
Eastern Visayas Campus	4,000,000	4,000,000
Region XII - SOCCSKSARGEN	<u>250,000</u>	<u>250,000</u>
SOCCSKSARGEN Region Campus	250,000	250,000
Completion of Student Learning Resource Center	<u>31,000,000</u>	<u>31,000,000</u>
Region III - Central Luzon	<u>31,000,000</u>	<u>31,000,000</u>
Central Luzon Campus	31,000,000	31,000,000
Completion of Academic Building II	<u>52,000,000</u>	<u>52,000,000</u>
Cordillera Administrative Region (CAR)	<u>45,000,000</u>	<u>45,000,000</u>
Cordillera Administrative Region Campus	45,000,000	45,000,000
Region IX - Zamboanga Peninsula	<u>7,000,000</u>	<u>7,000,000</u>
Zamboanga Peninsula Region Campus	7,000,000	7,000,000
Implementation of K - 12 Program (MITHI - ICT Infrastructure)	<u>750,000</u>	<u>750,000</u>
Cordillera Administrative Region (CAR)	<u>750,000</u>	<u>750,000</u>
Cordillera Administrative Region Campus	750,000	750,000

Completion of Academic Building III	<u>10,000,000</u>	<u>10,000,000</u>
Region IX - Zamboanga Peninsula	<u>10,000,000</u>	<u>10,000,000</u>
Zamboanga Peninsula Region Campus	10,000,000	10,000,000
Completion of Administration Building	<u>5,000,000</u>	<u>5,000,000</u>
Region IX - Zamboanga Peninsula	<u>5,000,000</u>	<u>5,000,000</u>
Zamboanga Peninsula Region Campus	5,000,000	5,000,000
Construction of Administration Building - New Clark City	<u>1,900,000</u>	<u>1,900,000</u>
Region III - Central Luzon	<u>1,900,000</u>	<u>1,900,000</u>
Central Luzon Campus	1,900,000	1,900,000
Construction of Auditorium	<u>50,000,000</u>	<u>50,000,000</u>
National Capital Region (NCR)	<u>50,000,000</u>	<u>50,000,000</u>
Office of the Executive Director (Central Office)	50,000,000	50,000,000
Construction of Boys and Girls Residence Hall for Senior High	<u>60,000,000</u>	<u>60,000,000</u>
Region IVA - CALABARZON	<u>60,000,000</u>	<u>60,000,000</u>
CALABARZON Region Campus	60,000,000	60,000,000
Construction of Dormitory Building III	<u>15,000,000</u>	<u>15,000,000</u>
Region IX - Zamboanga Peninsula	<u>15,000,000</u>	<u>15,000,000</u>
Zamboanga Peninsula Region Campus	15,000,000	15,000,000
Construction of Sewerage System	<u>15,000,000</u>	<u>15,000,000</u>
Region VIII - Eastern Visayas	<u>15,000,000</u>	<u>15,000,000</u>
Eastern Visayas Campus	15,000,000	15,000,000
Construction of Solar Power System	<u>10,000,000</u>	<u>10,000,000</u>
Region II - Cagayan Valley	<u>10,000,000</u>	<u>10,000,000</u>
Cagayan Valley Campus	10,000,000	10,000,000
Construction of Woodworking and Engineering Shop	<u>5,000,000</u>	<u>5,000,000</u>
Region II - Cagayan Valley	<u>5,000,000</u>	<u>5,000,000</u>
Cagayan Valley Campus	5,000,000	5,000,000
Installation of Fire Protection System	<u>22,500,000</u>	<u>22,500,000</u>
Region IV-A CALABARZON	<u>22,500,000</u>	<u>22,500,000</u>
CALABARZON Region Campus	22,500,000	22,500,000

Rehabilitation of Community Center 2			<u>14,500,000</u>	<u>14,500,000</u>				
Region I - Ilocos			<u>14,500,000</u>	<u>14,500,000</u>				
Ilocos Region Campus			14,500,000	14,500,000				
Rehabilitation of Gymnasium			<u>15,000,000</u>	<u>15,000,000</u>				
Region VI - Western Visayas			<u>15,000,000</u>	<u>15,000,000</u>				
Western Visayas Campus			15,000,000	15,000,000				
Expansion of Academic Building I			<u>10,000,000</u>	<u>10,000,000</u>				
Region X - Northern Mindanao			<u>10,000,000</u>	<u>10,000,000</u>				
Central Mindanao Campus			10,000,000	10,000,000				
Completion of Academic Building III - Laboratory			<u>10,000,000</u>	<u>10,000,000</u>				
Region VII - Central Visayas			<u>10,000,000</u>	<u>10,000,000</u>				
Central Visayas Campus			10,000,000	10,000,000				
Completion of Motorpool and Parking Area			<u>2,000,000</u>	<u>2,000,000</u>				
Region X - Northern Mindanao			<u>2,000,000</u>	<u>2,000,000</u>				
Central Mindanao Campus			2,000,000	2,000,000				
Completion of Sports Complex			<u>10,000,000</u>	<u>10,000,000</u>				
Region XII - SOCCSKSARGEN			<u>10,000,000</u>	<u>10,000,000</u>				
SOCCSKSARGEN Region Campus			10,000,000	10,000,000				
Improvement of Water System			<u>1,500,000</u>	<u>1,500,000</u>				
Region II - Cagayan Valley			<u>1,500,000</u>	<u>1,500,000</u>				
Cagayan Valley Campus			1,500,000	1,500,000				
Extension of Administrative Building			<u>10,000,000</u>	<u>10,000,000</u>				
Region XIII - Caraga			<u>10,000,000</u>	<u>10,000,000</u>				
Caraga Region Campus			<u>10,000,000</u>	<u>10,000,000</u>				
Sub-total, Locally-Funded Project(s)			<u>654,900,000</u>	<u>654,900,000</u>				
Total, Project(s)			<u>654,900,000</u>	<u>654,900,000</u>				
TOTAL NEW APPROPRIATIONS	P	<u>1,370,856,000</u>	P	<u>895,837,000</u>	P	<u>674,000,000</u>	P	<u>2,940,693,000</u>

New Appropriations, by Object of Expenditures
(In Thousand Pesos)

Current Operating Expenditures

Personnel Services

Civilian Personnel

Permanent Positions

Basic Salary	795,045
--------------	---------

Total Permanent Positions	795,045
---------------------------	---------

Other Compensation Common to All

Personnel Economic Relief Allowance	32,808
-------------------------------------	--------

Representation Allowance	5,202
--------------------------	-------

Transportation Allowance	5,202
--------------------------	-------

Clothing and Uniform Allowance	8,202
--------------------------------	-------

Honoraria	3,627
-----------	-------

Mid-Year Bonus - Civilian	66,255
---------------------------	--------

Year End Bonus	66,255
----------------	--------

Cash Gift	6,835
-----------	-------

Productivity Enhancement Incentive	6,835
------------------------------------	-------

Total Other Compensation Common to All	201,221
--	---------

Other Compensation for Specific Groups

Magna Carta for Science & Technology Personnel	252,001
--	---------

Lump-sum for Filling of Positions - Civilian	94,490
--	--------

Anniversary Bonus - Civilian	720
------------------------------	-----

Total Other Compensation for Specific Groups	347,211
--	---------

Other Benefits

PAG-IBIG Contributions	1,640
------------------------	-------

PhilHealth Contributions	17,677
--------------------------	--------

Employees Compensation Insurance Premiums	1,640
---	-------

Loyalty Award - Civilian	910
--------------------------	-----

Terminal Leave	3,901
----------------	-------

Total Other Benefits	25,768
----------------------	--------

Non-Permanent Positions	1,611
-------------------------	-------

Total Personnel Services	1,370,856
--------------------------	-----------

Maintenance and Other Operating Expenses

Travelling Expenses	33,984
---------------------	--------

Training and Scholarship Expenses	401,454
-----------------------------------	---------

Supplies and Materials Expenses	86,417
---------------------------------	--------

Utility Expenses	62,407
------------------	--------

Communication Expenses	28,752
------------------------	--------

Awards/Rewards and Prizes	350
---------------------------	-----

Survey, Research, Exploration and Development Expenses	50
--	----

Confidential, Intelligence and Extraordinary Expenses	
---	--

Extraordinary and Miscellaneous Expenses	1,992
--	-------

Professional Services	29,154
-----------------------	--------

General Services	154,015
Repairs and Maintenance	26,565
Taxes, Insurance Premiums and Other Fees	39,826
Other Maintenance and Operating Expenses	
Advertising Expenses	3,075
Printing and Publication Expenses	4,562
Representation Expenses	7,313
Transportation and Delivery Expenses	695
Rent/Lease Expenses	2,078
Membership Dues and Contributions to Organizations	201
Subscription Expenses	10,772
Other Maintenance and Operating Expenses	2,175
Total Maintenance and Other Operating Expenses	895,837
Total Current Operating Expenditures	2,266,693
Capital Outlays	
Property, Plant and Equipment Outlay	
Land Improvements Outlay	37,500
Infrastructure Outlay	46,250
Buildings and Other Structures	571,150
Machinery and Equipment Outlay	5,100
Transportation Equipment Outlay	14,000
Total Capital Outlays	674,000
TOTAL NEW APPROPRIATIONS	2,940,693

P. PHILIPPINE TEXTILE RESEARCH INSTITUTE

For general administration and support, and operations, including locally-funded project, as indicated hereunder P 156,889,000

New Appropriations, by Programs/Projects

	Current Operating Expenditures			
	Personnel Services	Maintenance and Other Operating Expenses	Capital Outlays	Total
A. REGULAR PROGRAMS				
General Administration and Support	P 29,343,000	P 16,571,000	P	45,914,000
Operations	<u>29,849,000</u>	<u>46,876,000</u>		<u>76,725,000</u>
TEXTILE AND OTHER TEXTILE-RELATED RESEARCH AND DEVELOPMENT PROGRAM	12,983,000	15,665,000		28,648,000
TEXTILE S&T SERVICES PROGRAM	11,775,000	25,670,000		37,445,000
TEXTILE TECHNOLOGY TRANSFER PROGRAM	<u>5,091,000</u>	<u>5,541,000</u>		<u>10,632,000</u>
Total, Program(s)	<u>59,192,000</u>	<u>63,447,000</u>		<u>122,639,000</u>

B. PROJECTS

Locally-Funded Projects		<u>7,000,000</u>	<u>27,250,000</u>	<u>34,250,000</u>
Total, Project(s)		<u>7,000,000</u>	<u>27,250,000</u>	<u>34,250,000</u>
TOTAL NEW APPROPRIATIONS	P	<u>59,192,000</u>	P	<u>70,447,000</u>
			P	<u>27,250,000</u>
			P	<u>156,889,000</u>

Special Provision(s)

1. **Reporting and Posting Requirements.** The Philippine Textile Research Institute (PTRI) shall submit quarterly reports on its financial and physical accomplishments, within thirty (30) days after the end of every quarter, through the following:

- (a) URS or other electronic means for reports not covered by the URS; and
- (b) PTRI's website.

The PTRI shall send written notice when said reports have been submitted or posted on its website to the DBM, House of Representatives, Senate of the Philippines, House Committee on Appropriations, Senate Committee on Finance, and other offices where the submission of reports is required under existing laws, rules and regulations. The date of notice to said agencies shall be considered the date of compliance with this requirement.

2. **Appropriations for Activities or Projects.** The amounts appropriated herein shall be used specifically for the following activities or projects in the indicated amounts and conditions:

New Appropriations, by Programs/Activities/Projects

	<u>Current Operating Expenditures</u>			<u>Total</u>
	<u>Personnel Services</u>	<u>Maintenance and Other Operating Expenses</u>	<u>Capital Outlays</u>	
REGULAR PROGRAMS				
General Administration and Support				
General Management and Supervision	P 29,343,000	P 16,417,000	P	45,760,000
Human Resource Development		<u>154,000</u>		<u>154,000</u>
Sub-total, General Administration and Support	<u>29,343,000</u>	<u>16,571,000</u>		<u>45,914,000</u>
Operations				
TEXTILE AND OTHER TEXTILE-RELATED RESEARCH AND DEVELOPMENT PROGRAM	<u>12,983,000</u>	<u>15,665,000</u>		<u>28,648,000</u>
Scientific research studies on chemical and physical characterization and optimization of textile raw materials and textile product properties and end-use diversification	12,983,000	15,665,000		28,648,000
TEXTILE S&T SERVICES PROGRAM	<u>11,775,000</u>	<u>25,670,000</u>		<u>37,445,000</u>
Testing of raw materials and allied products and provision of technical assistance to the textile, garments and allied industries on textile processing and machinery utilization	11,775,000	25,670,000		37,445,000
TEXTILE TECHNOLOGY TRANSFER PROGRAM	<u>5,091,000</u>	<u>5,541,000</u>		<u>10,632,000</u>

Dissemination of textile information and provision of documentation of services to textile millers and allied industries	<u>5,091,000</u>	<u>5,541,000</u>	<u>10,632,000</u>
Sub-total, Operations	<u>29,849,000</u>	<u>46,876,000</u>	<u>76,725,000</u>
Total, Regular Program(s)	<u>59,192,000</u>	<u>63,447,000</u>	<u>122,639,000</u>
PROJECTS			
Locally-Funded Project(s)			
Rehabilitation and Retrofitting of the Natural Fiber Processing Center		24,250,000	24,250,000
Establishment of Natural Dye Hub		<u>7,000,000</u>	<u>3,000,000</u>
Sub-total, Locally-Funded Projects		<u>7,000,000</u>	<u>34,250,000</u>
Total, Project(s)		<u>7,000,000</u>	<u>34,250,000</u>
TOTAL NEW APPROPRIATIONS	P <u>59,192,000</u>	P <u>70,447,000</u>	P <u>27,250,000</u>
			P <u>156,889,000</u>

New Appropriations, by Object of Expenditures
(In Thousand Pesos)

Current Operating Expenditures

Personnel Services

Civilian Personnel

Permanent Positions

Basic Salary	<u>34,573</u>
Total Permanent Positions	<u>34,573</u>

Other Compensation Common to All

Personnel Economic Relief Allowance	1,968
Representation Allowance	228
Transportation Allowance	228
Clothing and Uniform Allowance	492
Mid-Year Bonus - Civilian	2,881
Year End Bonus	2,881
Cash Gift	410
Productivity Enhancement Incentive	<u>410</u>
Total Other Compensation Common to All	<u>9,498</u>

Other Compensation for Specific Groups

Magna Carta for Science & Technology Personnel	<u>14,121</u>
Total Other Compensation for Specific Groups	<u>14,121</u>

Other Benefits	
PAG-IBIG Contributions	99
PhilHealth Contributions	762
Employees Compensation Insurance Premiums	99
Loyalty Award - Civilian	40
Total Other Benefits	1,000
Total Personnel Services	59,192
Maintenance and Other Operating Expenses	
Travelling Expenses	1,231
Training and Scholarship Expenses	1,101
Supplies and Materials Expenses	14,918
Utility Expenses	9,282
Communication Expenses	699
Awards/Rewards and Prizes	91
Confidential, Intelligence and Extraordinary Expenses	
Extraordinary and Miscellaneous Expenses	136
Professional Services	21,063
General Services	4,711
Repairs and Maintenance	5,521
Taxes, Insurance Premiums and Other Fees	2,982
Other Maintenance and Operating Expenses	
Advertising Expenses	434
Printing and Publication Expenses	176
Representation Expenses	758
Transportation and Delivery Expenses	216
Rent/Lease Expenses	18
Subscription Expenses	89
Other Maintenance and Operating Expenses	7,021
Total Maintenance and Other Operating Expenses	70,447
Total Current Operating Expenditures	129,639
Capital Outlays	
Property, Plant and Equipment Outlay	
Infrastructure Outlay	3,000
Buildings and Other Structures	24,250
Total Capital Outlays	27,250
TOTAL NEW APPROPRIATIONS	156,889

Q. SCIENCE EDUCATION INSTITUTE

For general administration and support, and operations, including locally-funded project(s), as indicated hereunder P 7,207,965,000

New Appropriations, by Programs/Projects

Current Operating Expenditures

		Personnel Services	Maintenance and Other Operating Expenses	Capital Outlays	Total
A. REGULAR PROGRAMS					
General Administration and Support	P	23,168,000	P 21,091,000	P	44,259,000
Operations		22,770,000	7,139,436,000		7,162,206,000
SCIENCE AND TECHNOLOGY SCHOLARSHIP PROGRAM		9,389,000	7,058,800,000		7,068,189,000
SCIENCE AND TECHNOLOGY EDUCATION DEVELOPMENT PROGRAM		13,381,000	80,636,000		94,017,000
Total Regular, Programs		45,938,000	7,160,527,000		7,206,465,000
B. PROJECTS					
Locally-Funded Projects			1,500,000		1,500,000
Total, Projects			1,500,000		1,500,000
TOTAL NEW APPROPRIATIONS	P	45,938,000	P 7,162,027,000	P	7,207,965,000

Special Provision(s)

1. **Funds for Local and Foreign Scholarships.** In the over-all programming of the scholarship grants, the Science Education Institute (SEI) shall ensure that the full requirements of existing scholars are considered to guarantee their continued funding.

2. **Reporting and Posting Requirements.** The SEI shall submit quarterly reports on its financial and physical accomplishments, within thirty (30) days after the end of every quarter, through the following:

- (a) URS or other electronic means for reports not covered by the URS; and
- (b) SEI's website.

The SEI shall send written notice when said reports have been submitted or posted on its website to the DBM, House of Representatives, Senate of the Philippines, House Committee on Appropriations, Senate Committee on Finance, and other offices where the submission of reports is required under existing laws, rules and regulations. The date of notice to said agencies shall be considered the date of compliance with this requirement.

3. **Appropriations for Activities or Projects.** The amounts appropriated herein shall be used specifically for the following activities or projects in the indicated amounts and conditions:

New Appropriations. by Programs/Activities/Projects

		Personnel Services	Maintenance and Other Operating Expenses	Capital Outlays	Total
REGULAR PROGRAMS					
General Administration and Support					
General Management and Supervision	P	20,925,000	P 21,091,000	P	42,016,000
Administration of Personnel Benefits		2,243,000			2,243,000
Sub-total, General Administration and Support		23,168,000	21,091,000		44,259,000

Operations			
SCIENCE AND TECHNOLOGY SCHOLARSHIP PROGRAM	9,389,000	7,058,800,000	7,068,189,000
Development and Administration of S&T Scholarship Programs, Awards and Grants for Graduate Level	3,006,000	2,749,100,000	2,752,106,000
Development and Administration of S&T Scholarship Programs, Awards and Grants for Undergraduate Level	6,383,000	4,309,700,000	4,316,083,000
SCIENCE AND TECHNOLOGY EDUCATION DEVELOPMENT PROGRAM	13,381,000	80,636,000	94,017,000
Research, Promotion and Development of S&T Education and Training	13,381,000	80,636,000	94,017,000
Sub-total, Operations	22,770,000	7,139,436,000	7,162,206,000
Total, Regular Program(s)	45,938,000	7,160,527,000	7,206,465,000
PROJECTS			
Locally-Funded Project(s)			
Support to the Presidential Committee Implementing PD 997		1,500,000	1,500,000
Sub-total, Locally-Funded Projects		1,500,000	1,500,000
Total, Project(s)		1,500,000	1,500,000
TOTAL NEW APPROPRIATIONS	P 45,938,000	P 7,162,027,000	P 7,207,965,000

New Appropriations, by Object of Expenditures
(In Thousand Pesos)

Current Operating Expenditures

Personnel Services

Civilian Personnel

Permanent Positions

Basic Salary	27,825
--------------	--------

Total Permanent Positions	27,825
---------------------------	--------

Other Compensation Common to All

Personnel Economic Relief Allowance	1,152
Representation Allowance	390
Transportation Allowance	390
Clothing and Uniform Allowance	288
Mid-Year Bonus - Civilian	2,319
Year End Bonus	2,319

Cash Gift	240
Productivity Enhancement Incentive	240
Total Other Compensation Common to All	7,338
Other Compensation for Specific Groups	
Magna Carta for Science & Technology Personnel	7,818
Total Other Compensation for Specific Groups	7,818
Other Benefits	
PAG-IBIG Contributions	58
PhilHealth Contributions	598
Employees Compensation Insurance Premiums	58
Terminal Leave	2,243
Total Other Benefits	2,957
Total Personnel Services	45,938
Maintenance and Other Operating Expenses	
Travelling Expenses	1,234
Training and Scholarship Expenses	7,134,216
Supplies and Materials Expenses	3,289
Utility Expenses	4,400
Communication Expenses	5,240
Confidential, Intelligence and Extraordinary Expenses	
Extraordinary and Miscellaneous Expenses	136
Professional Services	1,502
General Services	3,460
Repairs and Maintenance	520
Taxes, Insurance Premiums and Other Fees	1,220
Other Maintenance and Operating Expenses	
Printing and Publication Expenses	20
Representation Expenses	40
Subscription Expenses	6,750
Total Maintenance and Other Operating Expenses	7,162,027
Total Current Operating Expenditures	7,207,965
TOTAL NEW APPROPRIATIONS	7,207,965

R. SCIENCE AND TECHNOLOGY INFORMATION INSTITUTE

For general administration and support, and operations, as indicated hereunder P 126,640,000

New Appropriations, by Programs/Projects

<u>Current Operating Expenditures</u>			
<u>Personnel Services</u>	<u>Maintenance and Other Operating Expenses</u>	<u>Capital Outlays</u>	<u>Total</u>

A. REGULAR PROGRAMS

General Administration and Support	P	26,375,000	P	10,357,000	P	8,620,000	P	45,352,000
Operations		<u>24,324,000</u>		<u>55,714,000</u>		<u>1,250,000</u>		<u>81,288,000</u>
SCIENCE AND TECHNOLOGY INFORMATION PROGRAM		<u>24,324,000</u>		<u>55,714,000</u>		<u>1,250,000</u>		<u>81,288,000</u>
TOTAL NEW APPROPRIATIONS	P	<u>50,699,000</u>	P	<u>66,071,000</u>	P	<u>9,870,000</u>	P	<u>126,640,000</u>

Special Provision(s)

1. **Reporting and Posting Requirements.** The Science and Technology Information Institute (STII) shall submit quarterly reports on its financial and physical accomplishments, within thirty (30) days after the end of every quarter, through the following:

- (a) URS or other electronic means for reports not covered by the URS; and
- (b) STII's website.

The STII shall send written notice when said reports have been submitted or posted on its website to the DBM, House of Representatives, Senate of the Philippines, House Committee on Appropriations, Senate Committee on Finance, and other offices where the submission of reports is required under existing laws, rules and regulations. The date of notice to said agencies shall be considered the date of compliance with this requirement.

2. **Appropriations for Activities or Projects.** The amounts appropriated herein shall be used specifically for the following activities or projects in the indicated amounts and conditions:

New Appropriations, by Programs/Activities/Projects

	Current Operating Expenditures			
	Personnel Services	Maintenance and Other Operating Expenses	Capital Outlays	Total
REGULAR PROGRAMS				
General Administration and Support				
General Management and Supervision	P 25,511,000	P 10,357,000	P 8,620,000	P 44,488,000
Administration of Personnel Benefits	<u>864,000</u>			<u>864,000</u>
Sub-total, General Administration and Support	<u>26,375,000</u>	<u>10,357,000</u>	<u>8,620,000</u>	<u>45,352,000</u>
Operations				
SCIENCE AND TECHNOLOGY INFORMATION PROGRAM	<u>24,324,000</u>	<u>55,714,000</u>	<u>1,250,000</u>	<u>81,288,000</u>
Operation of Science and Technology Center for Information Services	11,950,000	16,958,000		28,908,000
Science and Technology Promotion and Advocacy Services	12,374,000	18,068,000	1,250,000	31,692,000
Operation and Broadcast of DOST Science Technology Channel "DOSTv"	<u></u>	<u>20,688,000</u>	<u></u>	<u>20,688,000</u>
Sub-total, Operations	<u>24,324,000</u>	<u>55,714,000</u>	<u>1,250,000</u>	<u>81,288,000</u>
TOTAL NEW APPROPRIATIONS	P 50,699,000	P 66,071,000	P 9,870,000	P 126,640,000

New Appropriations, by Object of Expenditures

(In Thousand Pesos)

Current Operating Expenditures

Personnel Services

Civilian Personnel

Permanent Positions

Basic Salary	29,387
--------------	--------

Total Permanent Positions	29,387
---------------------------	--------

Other Compensation Common to All

Personnel Economic Relief Allowance	1,392
-------------------------------------	-------

Representation Allowance	288
--------------------------	-----

Transportation Allowance	288
--------------------------	-----

Clothing and Uniform Allowance	348
--------------------------------	-----

Honoraria	256
-----------	-----

Mid-Year Bonus - Civilian	2,449
---------------------------	-------

Year End Bonus	2,449
----------------	-------

Cash Gift	290
-----------	-----

Productivity Enhancement Incentive	290
------------------------------------	-----

Total Other Compensation Common to All	8,050
--	-------

Other Compensation for Specific Groups

Magna Carta for Science & Technology Personnel	9,109
--	-------

Total Other Compensation for Specific Groups	9,109
--	-------

Other Benefits

PAG-IBIG Contributions	70
------------------------	----

PhilHealth Contributions	645
--------------------------	-----

Employees Compensation Insurance Premiums	71
---	----

Loyalty Award - Civilian	25
--------------------------	----

Terminal Leave	864
----------------	-----

Total Other Benefits	1,675
----------------------	-------

Non-Permanent Positions	2,478
-------------------------	-------

Total Personnel Services	50,699
--------------------------	--------

Maintenance and Other Operating Expenses

Travelling Expenses	4,089
---------------------	-------

Training and Scholarship Expenses	1,325
-----------------------------------	-------

Supplies and Materials Expenses	7,691
---------------------------------	-------

Utility Expenses	2,190
------------------	-------

Communication Expenses	1,121
------------------------	-------

Confidential, Intelligence and Extraordinary Expenses	
---	--

Extraordinary and Miscellaneous Expenses	136
--	-----

Professional Services	11,464
-----------------------	--------

General Services	2,500
------------------	-------

Repairs and Maintenance	605
-------------------------	-----

Taxes, Insurance Premiums and Other Fees	102
Labor and Wages	10,391
Other Maintenance and Operating Expenses	
Advertising Expenses	10,968
Printing and Publication Expenses	3,069
Representation Expenses	8,453
Rent/Lease Expenses	939
Subscription Expenses	420
Other Maintenance and Operating Expenses	608
Total Maintenance and Other Operating Expenses	66,071
Total Current Operating Expenditures	116,770
Capital Outlays	
Property, Plant and Equipment Outlay	
Buildings and Other Structures	8,620
Machinery and Equipment Outlay	1,000
Intangible Assets Outlay	250
Total Capital Outlays	9,870
TOTAL NEW APPROPRIATIONS	126,640

S. TECHNOLOGY APPLICATION AND PROMOTION INSTITUTE

For general administration and support, and operations, including locally-funded project(s), as indicated hereunder P 173,325,000

New Appropriations, by Programs/Projects

	Current Operating Expenditures			
	Personnel	Maintenance and Other Operating	Capital Outlays	Total
	Services	Expenses		
A. REGULAR PROGRAMS				
General Administration and Support	P 22,927,000	P 13,501,000	P	P 36,428,000
Operations	<u>35,500,000</u>	<u>66,397,000</u>	<u>10,000,000</u>	<u>111,897,000</u>
TECHNOLOGY APPLICATION AND INVENTION DEVELOPMENT PROGRAM	<u>35,500,000</u>	<u>66,397,000</u>	<u>10,000,000</u>	<u>111,897,000</u>
Total, Regular, Programs	<u>58,427,000</u>	<u>79,898,000</u>	<u>10,000,000</u>	<u>148,325,000</u>
B. PROJECTS				
Locally-Funded Projects		<u>24,400,000</u>	<u>600,000</u>	<u>25,000,000</u>
Total, Projects		<u>24,400,000</u>	<u>600,000</u>	<u>25,000,000</u>
TOTAL NEW APPROPRIATIONS	P <u>58,427,000</u>	P <u>104,298,000</u>	P <u>10,600,000</u>	P <u>173,325,000</u>

Special Provision(s)

1. **Reporting and Posting Requirements.** The Technology Application and Promotion Institute (TAPI) shall submit quarterly reports on its financial and physical accomplishments, within thirty (30) days after the end of every quarter, through the following:

- (a) URS or other electronic means for reports not covered by the URS; and
- (b) TAPI's website.

The TAPI shall send written notice when said reports have been submitted or posted on its website to the DBM, House of Representatives, Senate of the Philippines, House Committee on Appropriations, Senate Committee on Finance, and other offices where the submission of reports is required under existing laws, rules and regulations. The date of notice to said agencies shall be considered the date of compliance with this requirement.

2. **Appropriations for Activities or Projects.** The amounts appropriated herein shall be used specifically for the following activities or projects in the indicated amounts and conditions:

New Appropriations, by Programs/Activities/Projects

	Current Operating Expenditures			
	Personnel Services	Maintenance and Other Operating Expenses	Capital Outlays	Total
REGULAR PROGRAMS				
General Administration and Support				
General Management and Supervision	P 22,927,000	P 13,501,000	P	P 36,428,000
Sub-total, General Administration and Support	22,927,000	13,501,000		36,428,000
Operations				
TECHNOLOGY APPLICATION AND INVENTION DEVELOPMENT PROGRAM	35,500,000	66,397,000	10,000,000	111,897,000
Technology Application, Promotion and Commercialization	24,655,000	47,511,000		72,166,000
Technology and Invention Development Assistance	10,845,000	18,886,000	10,000,000	39,731,000
Sub-total, Operations	35,500,000	66,397,000	10,000,000	111,897,000
Total, Regular Programs	58,427,000	79,898,000	10,000,000	148,325,000
PROJECTS				
Locally-Funded Project(s)				
Technology Innovation for Commercialization (TECHNICOM) Program		24,400,000	600,000	25,000,000
Sub-total, Locally-Funded Projects		24,400,000	600,000	25,000,000
Total, Project(s)		24,400,000	600,000	25,000,000
TOTAL NEW APPROPRIATIONS	P 58,427,000	P 104,298,000	P 10,600,000	P 173,325,000

New Appropriations, by Object of Expenditures
(In Thousand Pesos)

Current Operating Expenditures

Personnel Services**Civilian Personnel****Permanent Positions**

Basic Salary	37,033
--------------	--------

Total Permanent Positions	37,033
---------------------------	--------

Other Compensation Common to All

Personnel Economic Relief Allowance	1,632
-------------------------------------	-------

Representation Allowance	288
--------------------------	-----

Transportation Allowance	288
--------------------------	-----

Clothing and Uniform Allowance	408
--------------------------------	-----

Mid-Year Bonus - Civilian	3,087
---------------------------	-------

Year End Bonus	3,087
----------------	-------

Cash Gift	340
-----------	-----

Productivity Enhancement Incentive	340
------------------------------------	-----

Total Other Compensation Common to All	9,470
--	-------

Other Compensation for Specific Groups

Magna Carta for Science & Technology Personnel	10,942
--	--------

Total Other Compensation for Specific Groups	10,942
--	--------

Other Benefits

PAG-IBIG Contributions	82
------------------------	----

PhilHealth Contributions	818
--------------------------	-----

Employees Compensation Insurance Premiums	82
---	----

Total Other Benefits	982
----------------------	-----

Total Personnel Services	58,427
--------------------------	--------

Maintenance and Other Operating Expenses

Travelling Expenses	1,300
---------------------	-------

Training and Scholarship Expenses	500
-----------------------------------	-----

Supplies and Materials Expenses	2,275
---------------------------------	-------

Utility Expenses	1,470
------------------	-------

Communication Expenses	1,490
------------------------	-------

Awards/Rewards and Prizes	125
---------------------------	-----

Confidential, Intelligence and Extraordinary Expenses	
---	--

Extraordinary and Miscellaneous Expenses	136
--	-----

Professional Services	12,150
-----------------------	--------

General Services	2,950
------------------	-------

Repairs and Maintenance	2,225
-------------------------	-------

Financial Assistance/Subsidy	59,500
------------------------------	--------

Taxes, Insurance Premiums and Other Fees	360
--	-----

Labor and Wages	500
-----------------	-----

Other Maintenance and Operating Expenses	
--	--

Advertising Expenses	300
----------------------	-----

Printing and Publication Expenses	350
-----------------------------------	-----

GENERAL APPROPRIATIONS ACT, FY 2023

Representation Expenses	1,030
Transportation and Delivery Expenses	700
Rent/Lease Expenses	10,825
Membership Dues and Contributions to Organizations	75
Subscription Expenses	1,500
Litigation/Acquired Assets Expenses	2,000
Other Maintenance and Operating Expenses	<u>2,537</u>
Total Maintenance and Other Operating Expenses	<u>104,298</u>
Total Current Operating Expenditures	<u>162,725</u>
Capital Outlays	
Loans Outlay	10,000
Property, Plant and Equipment Outlay	
Machinery and Equipment Outlay	<u>600</u>
Total Capital Outlays	<u>10,600</u>
TOTAL NEW APPROPRIATIONS	<u><u>173,325</u></u>

GENERAL SUMMARY
DEPARTMENT OF SCIENCE AND TECHNOLOGY

	Current Operating Expenditures			
	Personnel Services	Maintenance and Other Operating Expenses	Capital Outlays	Total
A. OFFICE OF THE SECRETARY	P 732,108,000	P 5,648,825,000	P 43,400,000	P 6,424,333,000
B. ADVANCED SCIENCE AND TECHNOLOGY INSTITUTE	74,631,000	349,879,000		424,510,000
C. FOOD AND NUTRITION RESEARCH INSTITUTE	132,329,000	419,248,000	50,000,000	601,577,000
D. FOREST PRODUCTS RESEARCH AND DEVELOPMENT INSTITUTE	155,483,000	52,649,000	14,616,000	222,748,000
E. INDUSTRIAL TECHNOLOGY DEVELOPMENT INSTITUTE	256,359,000	134,557,000	40,000,000	430,916,000
F. METALS INDUSTRY RESEARCH AND DEVELOPMENT CENTER	173,722,000	53,073,000	20,000,000	246,795,000
G. NATIONAL ACADEMY OF SCIENCE AND TECHNOLOGY	18,372,000	120,546,000	24,000,000	162,918,000
H. NATIONAL RESEARCH COUNCIL OF THE PHILIPPINES	30,450,000	154,542,000		184,992,000
I. PHILIPPINE ATMOSPHERIC, GEOPHYSICAL AND ASTRONOMICAL SERVICES ADMINISTRATION	613,473,000	490,304,000	100,000,000	1,203,777,000
J. PHILIPPINE COUNCIL FOR AGRICULTURE, AQUATIC AND NATURAL RESOURCES RESEARCH AND DEVELOPMENT	182,562,000	1,252,040,000		1,434,602,000
K. PHILIPPINE COUNCIL FOR HEALTH RESEARCH AND DEVELOPMENT	46,346,000	724,850,000		771,196,000
L. PHILIPPINE COUNCIL FOR INDUSTRY, ENERGY AND EMERGING TECHNOLOGY RESEARCH AND DEVELOPMENT	73,761,000	760,931,000		834,692,000
M. PHILIPPINE INSTITUTE OF VOLCANOLOGY AND SEISMOLOGY	156,873,000	242,319,000	122,413,000	521,605,000
N. PHILIPPINE NUCLEAR RESEARCH INSTITUTE	204,469,000	159,038,000	98,050,000	461,557,000
O. PHILIPPINE SCIENCE HIGH SCHOOL SYSTEM	1,370,856,000	895,837,000	674,000,000	2,940,693,000
P. PHILIPPINE TEXTILE RESEARCH INSTITUTE	59,192,000	70,447,000	27,250,000	156,889,000
Q. SCIENCE EDUCATION INSTITUTE	45,938,000	7,162,027,000		7,207,965,000
R. SCIENCE AND TECHNOLOGY INFORMATION INSTITUTE	50,699,000	66,071,000	9,870,000	126,640,000
S. TECHNOLOGY APPLICATION AND PROMOTION INSTITUTE	58,427,000	104,298,000	10,600,000	173,325,000
TOTAL NEW APPROPRIATIONS, DEPARTMENT OF SCIENCE AND TECHNOLOGY	P <u>4,436,050,000</u>	P <u>18,861,481,000</u>	P <u>1,234,199,000</u>	P <u>24,531,730,000</u>

XXIII. DEPARTMENT OF SOCIAL WELFARE AND DEVELOPMENT**A. OFFICE OF THE SECRETARY**

For general administration and support, support to operations, and operations, including locally-funded and foreign-assisted projects, as indicated hereunder P 196,517,404,000

New Appropriations, by Program/Projects

	Current Operating Expenditures			
	Personnel Services	Maintenance and Other Operating Expenses	Capital Outlays	Total
A. REGULAR PROGRAMS				
General Administration and Support	P 296,261,000	P 687,962,000	P 150,000,000	P 1,134,223,000
Support to Operations	108,519,000	927,019,000	332,690,000	1,368,228,000
Operations	<u>9,812,375,000</u>	<u>174,378,287,000</u>	<u>1,194,528,000</u>	<u>185,385,190,000</u>
PROMOTIVE SOCIAL WELFARE PROGRAM	7,973,630,000	101,096,154,000		109,069,784,000
PROTECTIVE SOCIAL WELFARE PROGRAM	769,381,000	68,949,617,000	1,194,528,000	70,913,526,000
DISASTER RESPONSE AND MANAGEMENT PROGRAM		4,115,834,000		4,115,834,000
SOCIAL WELFARE AND DEVELOPMENT AGENCIES REGULATORY PROGRAM	27,599,000	42,608,000		70,207,000
SOCIAL WELFARE AND DEVELOPMENT TECHNICAL ASSISTANCE AND RESOURCE AUGMENTATION PROGRAM	<u>1,041,765,000</u>	<u>174,074,000</u>		<u>1,215,839,000</u>
Total, Regular Programs	<u>10,217,155,000</u>	<u>175,993,268,000</u>	<u>1,677,218,000</u>	<u>187,887,641,000</u>
B. PROJECT(S)				
Locally-Funded Projects	126,738,000	4,726,486,000		4,853,224,000
Foreign-Assisted Projects		<u>3,765,684,000</u>	<u>10,855,000</u>	<u>3,776,539,000</u>
Total, Projects	<u>126,738,000</u>	<u>8,492,170,000</u>	<u>10,855,000</u>	<u>8,629,763,000</u>
TOTAL NEW APPROPRIATIONS	P <u>10,343,893,000</u>	P <u>184,485,438,000</u>	P <u>1,688,073,000</u>	P <u>196,517,404,000</u>

Special Provision(s)

1. Pantawid Pamilyang Pilipino Program. The amount of One Hundred Two Billion Six Hundred Ten Million Four Hundred Eighty Thousand Pesos (P102,610,480,000) appropriated herein for the Pantawid Pamilyang Pilipino Program (4Ps) shall be used to support the poverty reduction and social development strategy of the National Government, providing conditional cash transfer to poor households for a maximum period of seven (7) years, pursuant to R.A. No. 11310. The said amount is composed of health and education cash grants, rice subsidy grant, Enhanced Support Services Intervention (ESSI) grants, and cash grants for payment deficit in years 2017 and 2018. The incremental operating costs including the requirements for validation of Listahanan 3 - 4Ps List, bank service fees, and personnel services are also included in the said amount.

The 4Ps shall cover the eligible beneficiaries under Section 6 of R.A. No. 11310. Solo parents as defined by R.A. No. 8972, as amended, Persons with Disability as defined by R.A. No. 7277, as amended, and other vulnerable groups shall be qualified for 4Ps provided that they meet the criteria under the law.

The above-mentioned beneficiaries who are compliant to program conditions shall continue to receive educational and health grants under 4Ps and other social protection programs such as, but not limited to, livelihood assistance and health services through PhilHealth.

The DSWD shall provide beneficiaries direct and secured access to cash grants through an Authorized Government Depository Bank (AGDB). In case there is no AGDB in the locality, the DSWD may enter into contracts with rural banks, thrift banks, cooperative banks, and Financial Service Providers (FSPs), including institutions engaged in money remittances, registered with the BSP. (CONDITIONAL IMPLEMENTATION- President's Veto Message, December 16, 2022, Volume I-B, pages 788, R.A. No. 11936)

2. Sustainable Livelihood Program. The amount appropriated herein for the Sustainable Livelihood Program (SLP) shall fund capability building among identified poor, vulnerable and marginalized households and communities, including the Pantawid Pamilyang Pilipino Program beneficiaries who have successfully graduated, exited, or will exit from the program. The fund shall be used to provide viable interventions and support to improve the program participants' socio-economic conditions by accessing and acquiring necessary assets to engage in and maintain thriving livelihoods. The DSWD shall establish a list of the program beneficiaries setting out the conditions that qualify them to benefit from the program. In no case shall the amount be used for seminar, conduct of training, public information programs, and any other purpose not directly connected with the livelihood programs.

3. Protective Services Program. The amount appropriated herein for Protective Services for Individuals, Families and Communities in difficult circumstances shall be used to carry-out the alternative family care program and to implement and to provide financial assistance to individuals, families and communities in difficult situations. This includes food assistance, food packs, transportation, medical, burial assistance, assistance to students, cash/food for work, and all other types of assistance to individuals/sectors/communities in especially difficult circumstances who are vulnerable, at risk, or affected by the COVID-19 pandemic and/or disastrous calamities.

The DSWD shall post the following on its official website: (i) list of cases responded to and the type of intervention provided; (ii) list of program-beneficiaries, their locations, the specific assistance given to them and the corresponding amounts, subject to the provisions of R.A. No. 10173 (Data Privacy Act of 2012). The Secretary of Social Welfare and Development and the agency's web administrator or his/her equivalent shall be responsible for ensuring that said reports are posted on the official website of the DSWD, which shall be considered compliance with the said reportorial requirements.

Implementation of this provision shall be subject to guidelines as may be issued for this purpose.

4. Social Pension for Indigent Senior Citizens. The amount of Twenty Five Billion Two Hundred Ninety Six Million Four Hundred Ninety Six Thousand Pesos (P25,296,496,000) appropriated herein for the social pension of indigent senior citizens shall be used for the monthly stipend of Five Hundred Pesos (P500) to senior citizens-beneficiaries, as determined by the DSWD. In no case shall more than five percent (5%) of said amount be used for administrative expenses.

The DSWD shall ensure that the stipend shall be given directly to senior citizen-beneficiaries through an AGDB. In case there is no or limited AGDB in the locality, the DSWD may enter into contracts with Banks and Non-Bank Financial Institutions (NBFIs) licensed or registered with the BSP and other secure means of payments as determined by the DSWD. The DSWD will issue guidelines for this purpose.

5. Trust Receipts from the Proceeds from the Sale of the Welfareville Property. Proceeds derived from the sale of the Welfareville Property, net of lawful expenses, including the cost of relocation of the National Center for Mental Health, Center for Health Development-National Capital Region, and DOJ Correctional Institution for Women shall be used to promote the welfare of indigent children, constituted as the Children's Welfare and Development Fund in accordance with R.A. No. 5260. Said proceeds shall be deposited with the National Treasury in accordance with E.O. No. 338, s. 1996 and shall be recorded as trust receipts.

6. Quick Response Fund. The amount of One Billion Seven Hundred Fifty Million Pesos (P1,750,000,000) appropriated herein for the Quick Response Fund (QRF) shall serve as a stand-by fund to be used for rehabilitation and relief programs, including the prepositioning of goods and equipment, in order that the situation and living conditions of people in communities or areas affected by natural or human-induced calamities, epidemics, crises, and catastrophes which occurred in the last quarter of the immediately preceding year and those occurring during the current year may be normalized as quickly as possible. In no case shall the QRF be used for pre-disaster activities, such as conduct of training, insurance of assets, and public information and education initiatives or any other purpose not authorized in this Act.

7. Payapa at Masaganang PamayanAn Program. The amount of Nine Hundred Million One Hundred Twelve Thousand Pesos (P900,112,000) appropriated herein for the Payapa at Masaganang PamayanAn (PAMANA) Program shall be used exclusively to implement projects in conflict-affected areas already identified by the OPAPRU.

Release of funds shall be subject to the submission of a Special Budget pursuant to Section 35, Chapter 5, Book VI of E.O. No. 292, s. 1987.

8. Allocation for the Bangsamoro Autonomous Region in Muslim Mindanao (BARMM). The DSWD and DBM shall ensure the direct release of various DSWD program funds allocated for BARMM, particularly to its Ministry of Social Welfare and Development, through the office of the Chief Minister, with detailed amounts per province, in accordance with existing budgeting, accounting and auditing rules and regulations. The Governors in the covered BARMM provinces shall be furnished copies of said allocation/release of funds.

The Office of the Chief Minister shall submit to the DBM and the DSWD, either in printed form or by way of electronic document, quarterly reports on the utilization of funds, including the actual beneficiaries served per province in BARMM. The Minister of Social Welfare and Development and its web administrator or his/her equivalent shall be responsible for ensuring that said quarterly reports are likewise posted on the BARMM website.

9. Supplemental Feeding Program. The amount appropriated herein shall be used to implement the supplemental feeding program for undernourished children with ages three (3) to five (5) enrolled in LGU-run Child Development Centers (CDCs), those ages two (2) to four (4) enrolled in Supervised Neighborhood Play (SNP), and those five (5) - year-olds not enrolled in DepEd Kindergarten but enrolled in CDC or SNP, including the children of the 4Ps beneficiaries in accordance with R.A. No. 11037 (Masustansyang Pagkain Para sa Batang Pilipino Act). The feeding program includes the provision of fortified meals such as hot meals, milk supplementation, ready-to-eat/cook foods, and vitamin-enriched bread, including nutribun, five days a week for 120 days.

(CONDITIONAL IMPLEMENTATION- President's Veto Message, December 16, 2022, Volume I-B, page 791-792, R.A. No. 11936)

10. Social Protection Program for Adolescent Mothers and Their Children (SPPAMC). The amount of Ten Million (P10,000,000) shall be used for the implementation of the approved strategies and interventions under such program developed by the DSWD, the Commission on Population and Development (CPD) and other relevant agencies. The fund shall also cover the conditional cash transfer as part of the social protection services for adolescent mothers based on approved criteria and mechanism by DSWD and CPD.

11. Reporting and Posting Requirements. The DSWD shall submit quarterly reports on its financial and physical accomplishments, within thirty (30) days after the end of every quarter, through the following:

- (a) Unified Reporting System (URS) or other electronic means for reports not covered by the URS; and
 (b) DSWD's website.

The DSWD shall send written notice when said reports have been submitted or posted on its website to the DBM, House of Representatives, Senate of the Philippines, House Committee on Appropriations, Senate Committee on Finance, and other offices where the submission of reports is required under the existing laws, rules and regulations. The date of notice to said agencies shall be considered the date of compliance with this requirement.

12. **Appropriations for Programs and Specific Activities.** The amounts appropriated herein shall be used specifically for the following activities or projects in the indicated amounts and conditions:

New Appropriations, by Programs/Activities/Projects

	Current Operating Expenditures			
	Personnel Services	Maintenance and Other Operating Expenses	Capital Outlays	Total
A. REGULAR PROGRAMS				
General Administration and Support				
General management and supervision	P 271,295,000	P 687,962,000	P 150,000,000	P 1,109,257,000
National Capital Region (NCR)	271,295,000	493,761,000		765,056,000
Central Office	271,295,000	434,867,000		706,162,000
Regional Office - NCR		58,894,000		58,894,000
Region I - Ilocos		19,881,000		19,881,000
Regional Office - I		19,881,000		19,881,000
Cordillera Administrative Region (CAR)		9,474,000		9,474,000
Regional Office - CAR		9,474,000		9,474,000
Region II - Cagayan Valley		6,580,000		6,580,000
Regional Office - II		6,580,000		6,580,000
Region III - Central Luzon		18,875,000		18,875,000
Regional Office - III		18,875,000		18,875,000
Region IVA - CALABARZON		22,454,000		22,454,000
Regional Office - IVA		22,454,000		22,454,000
Region IVB - MIMAROPA		15,673,000		15,673,000
Regional Office - IVB		15,673,000		15,673,000
Region V - Bicol		9,521,000		9,521,000
Regional Office - V		9,521,000		9,521,000
Region VI - Western Visayas		4,605,000		4,605,000
Regional Office - VI		4,605,000		4,605,000

Region VII - Central Visayas	<u>5,759,000</u>		<u>5,759,000</u>
Regional Office - VII	5,759,000		5,759,000
Region VIII - Eastern Visayas	<u>39,876,000</u>	<u>150,000,000</u>	<u>189,876,000</u>
Regional Office - VIII	39,876,000	150,000,000	189,876,000
Region IX - Zamboanga Peninsula	<u>10,177,000</u>		<u>10,177,000</u>
Regional Office - IX	10,177,000		10,177,000
Region X - Northern Mindanao	<u>12,692,000</u>		<u>12,692,000</u>
Regional Office - X	12,692,000		12,692,000
Region XI - Davao	<u>4,943,000</u>		<u>4,943,000</u>
Regional Office - XI	4,943,000		4,943,000
Region XII - SOCCSKSARGEN	<u>9,024,000</u>		<u>9,024,000</u>
Regional Office - XII	9,024,000		9,024,000
Region XIII - Caraga	<u>4,667,000</u>		<u>4,667,000</u>
Regional Office - XIII	4,667,000		4,667,000
Administration of Personnel Benefits	<u>24,966,000</u>		<u>24,966,000</u>
National Capital Region (NCR)	<u>24,966,000</u>		<u>24,966,000</u>
Central Office	<u>24,966,000</u>		<u>24,966,000</u>
Sub-total, General Administration and Support	<u>296,261,000</u>	<u>687,962,000</u>	<u>1,134,223,000</u>
Support to Operations			
Information and Communication Technology Service Management	<u>12,541,000</u>	<u>780,755,000</u>	<u>332,690,000</u>
National Capital Region (NCR)	<u>12,541,000</u>	<u>780,755,000</u>	<u>332,690,000</u>
Central Office	12,541,000	780,755,000	332,690,000
Social Marketing Services	<u>13,432,000</u>	<u>7,152,000</u>	<u>20,584,000</u>
National Capital Region (NCR)	<u>13,432,000</u>	<u>7,152,000</u>	<u>20,584,000</u>
Central Office	13,432,000	7,152,000	20,584,000
Social Technology Development and Enhancement	<u>34,570,000</u>	<u>44,591,000</u>	<u>79,161,000</u>
National Capital Region (NCR)	<u>34,570,000</u>	<u>44,591,000</u>	<u>79,161,000</u>
Central Office	34,570,000	44,591,000	79,161,000

Formulation and development of policies and plans	<u>47,976,000</u>	<u>24,116,000</u>	<u>72,092,000</u>
National Capital Region (NCR)	<u>47,976,000</u>	<u>24,116,000</u>	<u>72,092,000</u>
Central Office	47,976,000	24,116,000	72,092,000
Enhanced Partnership Against Hunger and Poverty-National Program Management Office (EPAHP-NPMO)		<u>70,405,000</u>	<u>70,405,000</u>
National Capital Region (NCR)		<u>70,405,000</u>	<u>70,405,000</u>
Central Office		<u>70,405,000</u>	<u>70,405,000</u>
Sub-total, Support to Operations	<u>108,519,000</u>	<u>927,019,000</u>	<u>332,690,000</u>
Operations			
PROMOTIVE SOCIAL WELFARE PROGRAM	<u>7,973,630,000</u>	<u>101,096,154,000</u>	<u>109,069,784,000</u>
Pantawid Pamilyang Pilipino Program (Implementation of Conditional Cash Transfer)	<u>7,549,534,000</u>	<u>95,060,946,000</u>	<u>102,610,480,000</u>
National Capital Region (NCR)	<u>724,420,000</u>	<u>5,953,422,000</u>	<u>6,677,842,000</u>
Central Office	246,086,000	1,093,606,000	1,339,692,000
Regional Office - NCR	478,334,000	4,859,816,000	5,338,150,000
Region I - Ilocos	<u>371,001,000</u>	<u>4,826,091,000</u>	<u>5,197,092,000</u>
Regional Office - I	371,001,000	4,826,091,000	5,197,092,000
Cordillera Administrative Region (CAR)	<u>181,772,000</u>	<u>1,116,427,000</u>	<u>1,298,199,000</u>
Regional Office - CAR	181,772,000	1,116,427,000	1,298,199,000
Region II - Cagayan Valley	<u>236,829,000</u>	<u>2,513,459,000</u>	<u>2,750,288,000</u>
Regional Office - II	236,829,000	2,513,459,000	2,750,288,000
Region III - Central Luzon	<u>585,476,000</u>	<u>7,100,844,000</u>	<u>7,686,320,000</u>
Regional Office - III	585,476,000	7,100,844,000	7,686,320,000
Region IVA - CALABARZON	<u>526,150,000</u>	<u>7,807,056,000</u>	<u>8,333,206,000</u>
Regional Office - IVA	526,150,000	7,807,056,000	8,333,206,000
Region IVB - MIMAROPA	<u>365,697,000</u>	<u>4,964,052,000</u>	<u>5,329,749,000</u>
Regional Office - IVB	365,697,000	4,964,052,000	5,329,749,000
Region V - Bicol	<u>623,684,000</u>	<u>9,054,295,000</u>	<u>9,677,979,000</u>
Regional Office - V	623,684,000	9,054,295,000	9,677,979,000

Region VI - Western Visayas	<u>537,132,000</u>	<u>8,061,017,000</u>	<u>8,598,149,000</u>
Regional Office - VI	537,132,000	8,061,017,000	8,598,149,000
Region VII - Central Visayas	<u>492,738,000</u>	<u>7,001,289,000</u>	<u>7,494,027,000</u>
Regional Office - VII	492,738,000	7,001,289,000	7,494,027,000
Region VIII - Eastern Visayas	<u>494,714,000</u>	<u>6,569,557,000</u>	<u>7,064,271,000</u>
Regional Office - VIII	494,714,000	6,569,557,000	7,064,271,000
Region IX - Zamboanga Peninsula	<u>616,221,000</u>	<u>7,399,230,000</u>	<u>8,015,451,000</u>
Regional Office - IX	616,221,000	7,399,230,000	8,015,451,000
Region X - Northern Mindanao	<u>522,737,000</u>	<u>6,872,582,000</u>	<u>7,395,319,000</u>
Regional Office - X	522,737,000	6,872,582,000	7,395,319,000
Region XI - Davao	<u>418,527,000</u>	<u>6,371,438,000</u>	<u>6,789,965,000</u>
Regional Office - XI	418,527,000	6,371,438,000	6,789,965,000
Region XII - SOCCSKSARGEN	<u>487,683,000</u>	<u>4,779,338,000</u>	<u>5,267,021,000</u>
Regional Office - XII	487,683,000	4,779,338,000	5,267,021,000
Region XIII - Caraga	<u>364,753,000</u>	<u>4,670,849,000</u>	<u>5,035,602,000</u>
Regional Office - XIII	364,753,000	4,670,849,000	5,035,602,000
Sustainable Livelihood Program	<u>424,096,000</u>	<u>6,035,208,000</u>	<u>6,459,304,000</u>
National Capital Region (NCR)	<u>55,343,000</u>	<u>4,864,762,000</u>	<u>4,920,105,000</u>
Central Office	39,226,000	4,822,197,000	4,861,423,000
Regional Office - NCR	16,117,000	42,565,000	58,682,000
Region I - Ilocos	<u>16,117,000</u>	<u>74,452,000</u>	<u>90,569,000</u>
Regional Office - I	16,117,000	74,452,000	90,569,000
Cordillera Administrative Region (CAR)	<u>18,689,000</u>	<u>44,656,000</u>	<u>63,345,000</u>
Regional Office - CAR	18,689,000	44,656,000	63,345,000
Region II - Cagayan Valley	<u>13,381,000</u>	<u>60,786,000</u>	<u>74,167,000</u>
Regional Office - II	13,381,000	60,786,000	74,167,000
Region III - Central Luzon	<u>13,381,000</u>	<u>78,642,000</u>	<u>92,023,000</u>
Regional Office - III	13,381,000	78,642,000	92,023,000

Region IVA - CALABARZON	<u>14,001,000</u>	<u>102,627,000</u>		<u>116,628,000</u>
Regional Office - IVA	14,001,000	102,627,000		116,628,000
Region IVB - MIMAROPA	<u>26,702,000</u>	<u>51,995,000</u>		<u>78,697,000</u>
Regional Office - IVB	26,702,000	51,995,000		78,697,000
Region V - Bicol	<u>26,180,000</u>	<u>98,064,000</u>		<u>124,244,000</u>
Regional Office - V	26,180,000	98,064,000		124,244,000
Region VI - Western Visayas	<u>21,845,000</u>	<u>110,218,000</u>		<u>132,063,000</u>
Regional Office - VI	21,845,000	110,218,000		132,063,000
Region VII - Central Visayas	<u>18,318,000</u>	<u>115,573,000</u>		<u>133,891,000</u>
Regional Office - VII	18,318,000	115,573,000		133,891,000
Region VIII - Eastern Visayas	<u>31,641,000</u>	<u>102,766,000</u>		<u>134,407,000</u>
Regional Office - VIII	31,641,000	102,766,000		134,407,000
Region IX - Zamboanga Peninsula	<u>47,953,000</u>	<u>64,819,000</u>		<u>112,772,000</u>
Regional Office - IX	47,953,000	64,819,000		112,772,000
Region X - Northern Mindanao	<u>33,133,000</u>	<u>98,753,000</u>		<u>131,886,000</u>
Regional Office - X	33,133,000	98,753,000		131,886,000
Region XI - Davao	<u>30,314,000</u>	<u>62,265,000</u>		<u>92,579,000</u>
Regional Office - XI	30,314,000	62,265,000		92,579,000
Region XII - SOCCSKSARGEN	<u>14,168,000</u>	<u>41,716,000</u>		<u>55,884,000</u>
Regional Office - XII	14,168,000	41,716,000		55,884,000
Region XIII - Caraga	<u>42,930,000</u>	<u>63,114,000</u>		<u>106,044,000</u>
Regional Office - XIII	42,930,000	63,114,000		106,044,000
PROTECTIVE SOCIAL WELFARE PROGRAM	<u>769,381,000</u>	<u>68,949,617,000</u>	<u>1,194,528,000</u>	<u>70,913,526,000</u>
RESIDENTIAL AND NON-RESIDENTIAL CARE SUB-PROGRAM	<u>673,984,000</u>	<u>1,382,839,000</u>	<u>1,194,528,000</u>	<u>3,251,351,000</u>
Services for residential and center-based clients	<u>673,984,000</u>	<u>1,382,839,000</u>	<u>1,194,528,000</u>	<u>3,251,351,000</u>
National Capital Region (NCR)	<u>224,814,000</u>	<u>719,973,000</u>	<u>1,194,528,000</u>	<u>2,139,315,000</u>
Central Office		364,544,000	1,194,528,000	1,559,072,000
Regional Office - NCR	224,814,000	355,429,000		580,243,000

Region I - Ilocos	<u>35,319,000</u>	<u>49,381,000</u>	<u>84,700,000</u>
Regional Office - I	35,319,000	49,381,000	84,700,000
Cordillera Administrative Region (CAR)	<u>18,284,000</u>	<u>25,656,000</u>	<u>43,940,000</u>
Regional Office - CAR	18,284,000	25,656,000	43,940,000
Region II - Cagayan Valley	<u>22,933,000</u>	<u>21,915,000</u>	<u>44,848,000</u>
Regional Office - II	22,933,000	21,915,000	44,848,000
Region III - Central Luzon	<u>53,000,000</u>	<u>75,284,000</u>	<u>128,284,000</u>
Regional Office - III	53,000,000	75,284,000	128,284,000
Region IVA - CALABARZON	<u>63,389,000</u>	<u>70,809,000</u>	<u>134,198,000</u>
Regional Office - IVA	63,389,000	70,809,000	134,198,000
Region IVB - MIMAROPA	<u>1,077,000</u>	<u>5,045,000</u>	<u>6,122,000</u>
Regional Office - IVB	1,077,000	5,045,000	6,122,000
Region V - Bicol	<u>21,919,000</u>	<u>23,583,000</u>	<u>45,502,000</u>
Regional Office - V	21,919,000	23,583,000	45,502,000
Region VI - Western Visayas	<u>21,288,000</u>	<u>20,654,000</u>	<u>41,942,000</u>
Regional Office - VI	21,288,000	20,654,000	41,942,000
Region VII - Central Visayas	<u>37,833,000</u>	<u>34,759,000</u>	<u>72,592,000</u>
Regional Office - VII	37,833,000	34,759,000	72,592,000
Region VIII - Eastern Visayas	<u>30,719,000</u>	<u>39,278,000</u>	<u>69,997,000</u>
Regional Office - VIII	30,719,000	39,278,000	69,997,000
Region IX - Zamboanga Peninsula	<u>41,685,000</u>	<u>153,274,000</u>	<u>194,959,000</u>
Regional Office - IX	41,685,000	153,274,000	194,959,000
Region X - Northern Mindanao	<u>23,067,000</u>	<u>36,348,000</u>	<u>59,415,000</u>
Regional Office - X	23,067,000	36,348,000	59,415,000
Region XI - Davao	<u>51,631,000</u>	<u>59,941,000</u>	<u>111,572,000</u>
Regional Office - XI	51,631,000	59,941,000	111,572,000
Region XII - SOCCSKSARGEN	<u>16,639,000</u>	<u>23,741,000</u>	<u>40,380,000</u>
Regional Office - XII	16,639,000	23,741,000	40,380,000
Region XIII - Caraga	<u>10,387,000</u>	<u>23,198,000</u>	<u>33,585,000</u>
Regional Office - XIII	10,387,000	23,198,000	33,585,000

**SUPPLEMENTARY FEEDING
SUB-PROGRAM**

	<u>5,200,416,000</u>	<u>5,200,416,000</u>
Supplementary Feeding Program	<u>5,200,416,000</u>	<u>5,200,416,000</u>
National Capital Region (NCR)	<u>1,881,216,000</u>	<u>1,881,216,000</u>
Central Office	1,717,251,000	1,717,251,000
Regional Office - NCR	163,965,000	163,965,000
Region I - Ilocos	<u>160,254,000</u>	<u>160,254,000</u>
Regional Office - I	160,254,000	160,254,000
Cordillera Administrative Region (CAR)	<u>94,974,000</u>	<u>94,974,000</u>
Regional Office - CAR	94,974,000	94,974,000
Region II - Cagayan Valley	<u>174,547,000</u>	<u>174,547,000</u>
Regional Office - II	174,547,000	174,547,000
Region III - Central Luzon	<u>230,227,000</u>	<u>230,227,000</u>
Regional Office - III	230,227,000	230,227,000
Region IVA - CALABARZON	<u>209,298,000</u>	<u>209,298,000</u>
Regional Office - IVA	209,298,000	209,298,000
Region IVB - MIMAROPA	<u>164,649,000</u>	<u>164,649,000</u>
Regional Office - IVB	164,649,000	164,649,000
Region V - Bicol	<u>298,541,000</u>	<u>298,541,000</u>
Regional Office - V	298,541,000	298,541,000
Region VI - Western Visayas	<u>365,540,000</u>	<u>365,540,000</u>
Regional Office - VI	365,540,000	365,540,000
Region VII - Central Visayas	<u>319,994,000</u>	<u>319,994,000</u>
Regional Office - VII	319,994,000	319,994,000
Region VIII - Eastern Visayas	<u>105,487,000</u>	<u>105,487,000</u>
Regional Office - VIII	105,487,000	105,487,000
Region IX - Zamboanga Peninsula	<u>213,674,000</u>	<u>213,674,000</u>
Regional Office - IX	213,674,000	213,674,000
Region X - Northern Mindanao	<u>367,470,000</u>	<u>367,470,000</u>
Regional Office - X	367,470,000	367,470,000

Region XI - Davao	<u>273,970,000</u>	<u>273,970,000</u>
Regional Office - XI	273,970,000	273,970,000
Region XII - SOCCSKSARGEN	<u>183,770,000</u>	<u>183,770,000</u>
Regional Office - XII	183,770,000	183,770,000
Region XIII - Caraga	<u>156,805,000</u>	<u>156,805,000</u>
Regional Office - XIII	156,805,000	156,805,000
SOCIAL WELFARE FOR SENIOR CITIZENS SUB-PROGRAM	<u>34,078,000</u>	<u>25,516,518,000</u>
Social Pension for Indigent Senior Citizens	<u>34,078,000</u>	<u>25,262,418,000</u>
National Capital Region (NCR)	<u>8,113,000</u>	<u>2,498,379,000</u>
Central Office	6,382,000	1,132,914,000
Regional Office - NCR	1,731,000	1,365,465,000
Region I - Ilocos	<u>1,731,000</u>	<u>1,274,996,000</u>
Regional Office - I	1,731,000	1,274,996,000
Cordillera Administrative Region (CAR)	<u>1,731,000</u>	<u>711,327,000</u>
Regional Office - CAR	1,731,000	711,327,000
Region II - Cagayan Valley	<u>1,731,000</u>	<u>1,497,988,000</u>
Regional Office - II	1,731,000	1,497,988,000
Region III - Central Luzon	<u>1,731,000</u>	<u>820,601,000</u>
Regional Office - III	1,731,000	820,601,000
Region IVA - CALABARZON	<u>1,731,000</u>	<u>2,047,447,000</u>
Regional Office - IVA	1,731,000	2,047,447,000
Region IVB - MIMAROPA	<u>1,731,000</u>	<u>1,270,777,000</u>
Regional Office - IVB	1,731,000	1,270,777,000
Region V - Bicol	<u>1,731,000</u>	<u>1,763,510,000</u>
Regional Office - V	1,731,000	1,763,510,000
Region VI - Western Visayas	<u>1,731,000</u>	<u>2,345,306,000</u>
Regional Office - VI	1,731,000	2,345,306,000
Region VII - Central Visayas	<u>1,731,000</u>	<u>1,842,103,000</u>
Regional Office - VII	1,731,000	1,842,103,000

Region VIII - Eastern Visayas	<u>1,731,000</u>	<u>1,791,182,000</u>	<u>1,792,913,000</u>
Regional Office - VIII	1,731,000	1,791,182,000	1,792,913,000
Region IX - Zamboanga Peninsula	<u>1,731,000</u>	<u>1,336,483,000</u>	<u>1,338,214,000</u>
Regional Office - IX	1,731,000	1,336,483,000	1,338,214,000
Region X - Northern Mindanao	<u>1,731,000</u>	<u>1,434,387,000</u>	<u>1,436,118,000</u>
Regional Office - X	1,731,000	1,434,387,000	1,436,118,000
Region XI - Davao	<u>1,731,000</u>	<u>1,765,530,000</u>	<u>1,767,261,000</u>
Regional Office - XI	1,731,000	1,765,530,000	1,767,261,000
Region XII - SOCCSKSARGEN	<u>1,731,000</u>	<u>1,712,125,000</u>	<u>1,713,856,000</u>
Regional Office - XII	1,731,000	1,712,125,000	1,713,856,000
Region XIII - Caraga	<u>1,731,000</u>	<u>1,150,277,000</u>	<u>1,152,008,000</u>
Regional Office - XIII	1,731,000	1,150,277,000	1,152,008,000
Implementation of R.A. No. 10868 or the Centenarians Act of 2016		<u>254,100,000</u>	<u>254,100,000</u>
National Capital Region (NCR)		<u>254,100,000</u>	<u>254,100,000</u>
Central Office		254,100,000	254,100,000
PROTECTIVE PROGRAM FOR INDIVIDUALS AND FAMILIES IN ESPECIALLY DIFFICULT CIRCUMSTANCES SUB-PROGRAM	<u>61,319,000</u>	<u>36,768,936,000</u>	<u>36,830,255,000</u>
Protective services for individuals and families in difficult circumstances	<u>61,319,000</u>	<u>36,757,363,000</u>	<u>36,818,682,000</u>
National Capital Region (NCR)	<u>61,319,000</u>	<u>36,757,363,000</u>	<u>36,818,682,000</u>
Central Office	61,319,000	35,119,251,000	35,180,570,000
Regional Office - NCR		1,638,112,000	1,638,112,000
Assistance to Persons with Disability and Older Persons		<u>11,573,000</u>	<u>11,573,000</u>
National Capital Region (NCR)		<u>11,573,000</u>	<u>11,573,000</u>
Central Office		11,573,000	11,573,000
SOCIAL WELFARE FOR DISTRESSED OVERSEAS FILIPINOS AND TRAFFICKED PERSONS SUB-PROGRAM		<u>80,908,000</u>	<u>80,908,000</u>
Services to Displaced Persons (Deportees)		<u>55,228,000</u>	<u>55,228,000</u>
National Capital Region (NCR)		<u>55,228,000</u>	<u>55,228,000</u>
Central Office		55,228,000	55,228,000

Recovery and Reintegration Program for Trafficked Persons	<u>25,680,000</u>	<u>25,680,000</u>
National Capital Region (NCR)	<u>11,907,000</u>	<u>11,907,000</u>
Central Office	10,393,000	10,393,000
Regional Office - NCR	1,514,000	1,514,000
Region I - Ilocos	<u>1,013,000</u>	<u>1,013,000</u>
Regional Office - I	1,013,000	1,013,000
Cordillera Administrative Region (CAR)	<u>801,000</u>	<u>801,000</u>
Regional Office - CAR	801,000	801,000
Region II - Cagayan Valley	<u>729,000</u>	<u>729,000</u>
Regional Office - II	729,000	729,000
Region III - Central Luzon	<u>937,000</u>	<u>937,000</u>
Regional Office - III	937,000	937,000
Region IVA - CALABARZON	<u>806,000</u>	<u>806,000</u>
Regional Office - IVA	806,000	806,000
Region IVB - MIMAROPA	<u>699,000</u>	<u>699,000</u>
Regional Office - IVB	699,000	699,000
Region V - Bicol	<u>785,000</u>	<u>785,000</u>
Regional Office - V	785,000	785,000
Region VI - Western Visayas	<u>931,000</u>	<u>931,000</u>
Regional Office - VI	931,000	931,000
Region VII - Central Visayas	<u>960,000</u>	<u>960,000</u>
Regional Office - VII	960,000	960,000
Region VIII - Eastern Visayas	<u>896,000</u>	<u>896,000</u>
Regional Office - VIII	896,000	896,000
Region IX - Zamboanga Peninsula	<u>1,112,000</u>	<u>1,112,000</u>
Regional Office - IX	1,112,000	1,112,000
Region X - Northern Mindanao	<u>820,000</u>	<u>820,000</u>
Regional Office - X	820,000	820,000
Region XI - Davao	<u>1,031,000</u>	<u>1,031,000</u>
Regional Office - XI	1,031,000	1,031,000

Region XII - SOCCSKSARGEN	<u>1,003,000</u>	<u>1,003,000</u>
Regional Office - XII	1,003,000	1,003,000
Region XIII - Caraga	<u>1,250,000</u>	<u>1,250,000</u>
Regional Office - XIII	1,250,000	1,250,000
DISASTER RESPONSE AND MANAGEMENT PROGRAM	<u>4,115,834,000</u>	<u>4,115,834,000</u>
Disaster response and rehabilitation program	<u>2,316,741,000</u>	<u>2,316,741,000</u>
National Capital Region (NCR)	<u>2,316,741,000</u>	<u>2,316,741,000</u>
Central Office	2,316,741,000	2,316,741,000
National Resource Operation	<u>49,093,000</u>	<u>49,093,000</u>
National Capital Region (NCR)	<u>49,093,000</u>	<u>49,093,000</u>
Central Office	49,093,000	49,093,000
Quick Response Fund	<u>1,750,000,000</u>	<u>1,750,000,000</u>
National Capital Region (NCR)	<u>1,750,000,000</u>	<u>1,750,000,000</u>
Central Office	1,750,000,000	1,750,000,000
SOCIAL WELFARE AND DEVELOPMENT AGENCIES REGULATORY PROGRAM	<u>27,599,000</u>	<u>42,608,000</u>
Standards-setting, licensing, accreditation and monitoring services	<u>27,599,000</u>	<u>42,608,000</u>
National Capital Region (NCR)	<u>27,599,000</u>	<u>42,608,000</u>
Central Office	27,599,000	42,608,000
SOCIAL WELFARE AND DEVELOPMENT TECHNICAL ASSISTANCE AND RESOURCE AUGMENTATION PROGRAM	<u>1,041,765,000</u>	<u>174,074,000</u>
Provision of technical/advisory assistance and other related support services	<u>1,025,147,000</u>	<u>148,478,000</u>
National Capital Region (NCR)	<u>99,927,000</u>	<u>14,712,000</u>
Regional Office - NCR	99,927,000	14,712,000
Region I - Ilocos	<u>61,612,000</u>	<u>8,120,000</u>
Regional Office - I	61,612,000	8,120,000
Cordillera Administrative Region (CAR)	<u>53,871,000</u>	<u>7,292,000</u>
Regional Office - CAR	53,871,000	7,292,000

Region II - Cagayan Valley	<u>56,640,000</u>	<u>11,311,000</u>	<u>67,951,000</u>
Regional Office - II	56,640,000	11,311,000	67,951,000
Region III - Central Luzon	<u>72,169,000</u>	<u>13,727,000</u>	<u>85,896,000</u>
Regional Office - III	72,169,000	13,727,000	85,896,000
Region IVA - CALABARZON	<u>59,474,000</u>	<u>8,590,000</u>	<u>68,064,000</u>
Regional Office - IVA	59,474,000	8,590,000	68,064,000
Region IVB - MIMAROPA	<u>56,716,000</u>	<u>12,022,000</u>	<u>68,738,000</u>
Regional Office - IVB	56,716,000	12,022,000	68,738,000
Region V - Bicol	<u>66,892,000</u>	<u>7,391,000</u>	<u>74,283,000</u>
Regional Office - V	66,892,000	7,391,000	74,283,000
Region VI - Western Visayas	<u>62,498,000</u>	<u>7,786,000</u>	<u>70,284,000</u>
Regional Office - VI	62,498,000	7,786,000	70,284,000
Region VII - Central Visayas	<u>65,444,000</u>	<u>6,967,000</u>	<u>72,411,000</u>
Regional Office - VII	65,444,000	6,967,000	72,411,000
Region VIII - Eastern Visayas	<u>50,586,000</u>	<u>8,125,000</u>	<u>58,711,000</u>
Regional Office - VIII	50,586,000	8,125,000	58,711,000
Region IX - Zamboanga Peninsula	<u>70,328,000</u>	<u>10,649,000</u>	<u>80,977,000</u>
Regional Office - IX	70,328,000	10,649,000	80,977,000
Region X - Northern Mindanao	<u>64,269,000</u>	<u>7,200,000</u>	<u>71,469,000</u>
Regional Office - X	64,269,000	7,200,000	71,469,000
Region XI - Davao	<u>61,250,000</u>	<u>8,219,000</u>	<u>69,469,000</u>
Regional Office - XI	61,250,000	8,219,000	69,469,000
Region XII - SOCCSKSARGEN	<u>62,991,000</u>	<u>10,018,000</u>	<u>73,009,000</u>
Regional Office - XII	62,991,000	10,018,000	73,009,000
Region XIII - Caraga	<u>60,480,000</u>	<u>6,349,000</u>	<u>66,829,000</u>
Regional Office - XIII	60,480,000	6,349,000	66,829,000
Provision of capability training programs	<u>16,618,000</u>	<u>25,596,000</u>	<u>42,214,000</u>
National Capital Region (NCR)	<u>16,618,000</u>	<u>25,596,000</u>	<u>42,214,000</u>

Central Office	16,618,000	25,596,000		42,214,000
Sub-total, Operations	9,812,375,000	174,378,287,000	1,194,528,000	185,385,190,000
Total, Regular Programs	10,217,155,000	175,993,268,000	1,677,218,000	187,887,641,000

B. PROJECT(S)**Locally-Funded Project(s)**

National Household Targeting System for Poverty Reduction	126,738,000	47,265,000		174,003,000
National Capital Region (NCR)	44,096,000	33,114,000		77,210,000
Central Office	38,994,000	32,279,000		71,273,000
Regional Office - NCR	5,102,000	835,000		5,937,000
Region I - Ilocos	5,102,000	835,000		5,937,000
Regional Office - I	5,102,000	835,000		5,937,000
Cordillera Administrative Region (CAR)	5,102,000	835,000		5,937,000
Regional Office - CAR	5,102,000	835,000		5,937,000
Region II - Cagayan Valley	5,102,000	835,000		5,937,000
Regional Office - II	5,102,000	835,000		5,937,000
Region III - Central Luzon	5,253,000	835,000		6,088,000
Regional Office - III	5,253,000	835,000		6,088,000
Region IVA - CALABARZON	5,253,000	835,000		6,088,000
Regional Office - IVA	5,253,000	835,000		6,088,000
Region IVB - MIMAROPA	5,102,000	835,000		5,937,000
Regional Office - IVB	5,102,000	835,000		5,937,000
Region V - Bicol	5,102,000	835,000		5,937,000
Regional Office - V	5,102,000	835,000		5,937,000
Region VI - Western Visayas	5,253,000	835,000		6,088,000
Regional Office - VI	5,253,000	835,000		6,088,000
Region VII - Central Visayas	5,102,000	835,000		5,937,000
Regional Office - VII	5,102,000	835,000		5,937,000
Region VIII - Eastern Visayas	5,253,000	835,000		6,088,000
Regional Office - VIII	5,253,000	835,000		6,088,000

Region IX - Zamboanga Peninsula	<u>7,778,000</u>	<u>1,648,000</u>	<u>9,426,000</u>
Regional Office - IX	7,778,000	1,648,000	9,426,000
Region X - Northern Mindanao	<u>5,107,000</u>	<u>835,000</u>	<u>5,942,000</u>
Regional Office - X	5,107,000	835,000	5,942,000
Region XI - Davao	<u>5,102,000</u>	<u>835,000</u>	<u>5,937,000</u>
Regional Office - XI	5,102,000	835,000	5,937,000
Region XII - SOCCSKSARGEN	<u>7,778,000</u>	<u>1,648,000</u>	<u>9,426,000</u>
Regional Office - XII	7,778,000	1,648,000	9,426,000
Region XIII - Caraga	<u>5,253,000</u>	<u>835,000</u>	<u>6,088,000</u>
Regional Office - XIII	5,253,000	835,000	6,088,000
Kapit-Bisig Laban sa Kahirapan- Comprehensive and Integrated Delivery of Social Services: Kapangyarihan at Kaunlaran sa Barangay (KALAHI-CIDSS-KKB)		<u>3,565,761,000</u>	<u>3,565,761,000</u>
National Capital Region (NCR)		<u>3,565,761,000</u>	<u>3,565,761,000</u>
Central Office		3,565,761,000	3,565,761,000
Comprehensive Project for Street Children, Street Families and IPs- Especially Badjaus		<u>36,192,000</u>	<u>36,192,000</u>
National Capital Region (NCR)		<u>36,192,000</u>	<u>36,192,000</u>
Central Office		36,192,000	36,192,000
Reducing Vulnerabilities of Children from Hunger and Malnutrition in BARMM or Bangsamoro Umpungan sa Nutrisyon (BangUN)		<u>167,156,000</u>	<u>167,156,000</u>
National Capital Region (NCR)		<u>167,156,000</u>	<u>167,156,000</u>
Central Office		167,156,000	167,156,000
Social Protection Program for Adolescent Mothers and Their Children		<u>10,000,000</u>	<u>10,000,000</u>
National Capital Region (NCR)		<u>10,000,000</u>	<u>10,000,000</u>
Central Office		10,000,000	10,000,000
Implementation and Monitoring of PAlapa at MASaganang PamayaNAn (PAMANA) Program - Peace and Development Fund		<u>351,071,000</u>	<u>351,071,000</u>

National Capital Region (NCR)	351,071,000		351,071,000
Central Office	351,071,000		351,071,000
Implementation and Monitoring of PAlapa at MAsaganang PamayanAn (PAMANA) Program - DSWD/LGU Led Livelihood	549,041,000		549,041,000
National Capital Region (NCR)	549,041,000		549,041,000
Central Office	549,041,000		549,041,000
Sub-total, Locally-Funded Project(s)	126,738,000	4,726,486,000	4,853,224,000
Foreign-Assisted Project(s)			
Additional Financing for Kapit-Bisig Laban sa Kahirapan - Comprehensive and Integrated Delivery of Social Services: National Community Driven Development Project (AF KC NCDDP)	3,082,386,000		3,082,386,000
National Capital Region (NCR)	3,082,386,000		3,082,386,000
Central Office	3,082,386,000		3,082,386,000
GOP Counterpart	3,082,386,000		3,082,386,000
Philippines Multi-Sectoral Nutrition Project	683,298,000	10,855,000	694,153,000
National Capital Region (NCR)	683,298,000	10,855,000	694,153,000
Central Office	683,298,000	10,855,000	694,153,000
GOP Counterpart	683,298,000	10,855,000	694,153,000
Sub-total, Foreign-Assisted Project(s)	3,765,684,000	10,855,000	3,776,539,000
Total, Project(s)	126,738,000	8,492,170,000	8,629,763,000
TOTAL NEW APPROPRIATIONS	P 10,343,893,000	P 184,485,438,000	P 1,688,073,000
			P 196,517,404,000

New Appropriations, by Object of Expenditures
(In Thousand Pesos)

Current Operating Expenditures

Personnel Services

Civilian Personnel

Permanent Positions

Basic Salary

1,276,123

Total Permanent Positions

1,276,123

Other Compensation Common to All	
Personnel Economic Relief Allowance	70,560
Representation Allowance	11,694
Transportation Allowance	11,562
Clothing and Uniform Allowance	17,640
Mid-Year Bonus - Civilian	106,341
Year End Bonus	106,341
Cash Gift	14,700
Productivity Enhancement Incentive	14,700
Step Increment	3,193
	<hr/>
Total Other Compensation Common to All	356,731
Other Compensation for Specific Groups	
Magna Carta for Public Health Workers	1,245
Magna Carta for Public Social Workers	105,759
	<hr/>
Total Other Compensation for Specific Groups	107,004
Other Benefits	
PAG-IBIG Contributions	3,527
PhilHealth Contributions	27,585
Employees Compensation Insurance Premiums	3,527
Loyalty Award - Civilian	1,820
Terminal Leave	24,966
	<hr/>
Total Other Benefits	61,425
Non-Permanent Positions	8,542,610
	<hr/>
Total Personnel Services	10,343,893
Maintenance and Other Operating Expenses	
Travelling Expenses	1,616,066
Training and Scholarship Expenses	693,001
Supplies and Materials Expenses	1,560,911
Utility Expenses	340,185
Communication Expenses	452,660
Awards/Rewards and Prizes	20,420
Confidential, Intelligence and Extraordinary Expenses	
Confidential Expenses	18,000
Extraordinary and Miscellaneous Expenses	8,909
Professional Services	7,598,012
General Services	352,236
Repairs and Maintenance	239,404
Financial Assistance/Subsidy	169,385,592
Taxes, Insurance Premiums and Other Fees	82,797
Labor and Wages	24,338
Other Maintenance and Operating Expenses	
Advertising Expenses	157,723
Printing and Publication Expenses	113,080
Representation Expenses	166,123
Transportation and Delivery Expenses	34,845
Rent/Lease Expenses	282,507

Membership Dues and Contributions to Organizations	54
Subscription Expenses	612,729
Bank Transaction Fee	348,859
Other Maintenance and Operating Expenses	376,987
Total Maintenance and Other Operating Expenses	184,485,438
Total Current Operating Expenditures	194,829,331
Capital Outlays	
Property, Plant and Equipment Outlay	
Buildings and Other Structures	1,344,528
Machinery and Equipment Outlay	343,545
Total Capital Outlays	1,688,073
TOTAL NEW APPROPRIATIONS	196,517,404

B. COUNCIL FOR THE WELFARE OF CHILDREN

For general administration and support, and operations, including locally-funded project(s) as indicated hereunder P 137,010,000

New Appropriations, by Program/Projects

	Current Operating Expenditures			
	Personnel Services	Maintenance and Other Operating Expenses	Capital Outlays	Total
A. REGULAR PROGRAMS				
General Administration and Support	P 18,697,000	P 16,149,000	P 4,386,000	P 39,232,000
Operations	10,189,000	72,523,000	2,483,000	85,195,000
CHILD RIGHTS COORDINATION PROGRAM	10,189,000	72,523,000	2,483,000	85,195,000
Total, Programs	28,886,000	88,672,000	6,869,000	124,427,000
B. PROJECT(S)				
Locally-Funded Projects		11,933,000	650,000	12,583,000
Total, Projects		11,933,000	650,000	12,583,000
TOTAL NEW APPROPRIATIONS	P 28,886,000	P 100,605,000	P 7,519,000	P 137,010,000

Special Provision(s)

1. **Reporting and Posting Requirements.** The Council for the Welfare of Children (CWC) shall submit quarterly reports on its financial and physical accomplishments, within thirty (30) days after the end of every quarter, through the following:

- (a) URS or other electronic means for reports not covered by the URS; and
- (b) CWC's website.

The CWC shall send written notice when said reports have been submitted or posted on its website to the DBM, House of Representatives, Senate of the Philippines, House Committee on Appropriations, Senate Committee on Finance, and other offices where the submission of reports is required under existing laws, rules and regulations. The date of notice to said agencies shall be considered the date of compliance with this requirement.

2. **Appropriations for Activities or Projects.** The amounts appropriated herein shall be used specifically for the following activities or projects in the indicated amounts and conditions:

New Appropriations, by Programs/Activities/Projects

	Current Operating Expenditures			
	Personnel Services	Maintenance and Other Operating Expenses	Capital Outlays	Total
REGULAR PROGRAMS				
General Administration and Support				
General Management and Supervision	P 18,697,000	P 16,149,000	P 4,386,000	P 39,232,000
Sub-total, General Administration and Support	18,697,000	16,149,000	4,386,000	39,232,000
Operations				
CHILD RIGHTS COORDINATION PROGRAM	10,189,000	72,523,000	2,483,000	85,195,000
Policy formulation and coordination of the implementation of plans and programs on the fulfillment of the rights of the child	10,189,000	72,523,000	2,483,000	85,195,000
Sub-total, Operations	10,189,000	72,523,000	2,483,000	85,195,000
Total, Programs	28,886,000	88,672,000	6,869,000	124,427,000
PROJECT(S)				
Locally-Funded Project(s)				
Monitoring/Operation of the Subaybay Bata		11,933,000	650,000	12,583,000
Sub-total, Locally-Funded Project(s)		11,933,000	650,000	12,583,000
Total, Project(s)		11,933,000	650,000	12,583,000
TOTAL NEW APPROPRIATIONS	P 28,886,000	P 100,605,000	P 7,519,000	P 137,010,000

New Appropriations, by Object of Expenditures
(In Thousand Pesos)

Current Operating Expenditures

Personnel Services

Civilian Personnel

Permanent Positions

Basic Salary

22,077

Total Permanent Positions

22,077

Other Compensation Common to All	
Personnel Economic Relief Allowance	912
Representation Allowance	420
Transportation Allowance	180
Clothing and Uniform Allowance	228
Honoraria	367
Mid-Year Bonus - Civilian	1,840
Year End Bonus	1,840
Cash Gift	190
Productivity Enhancement Incentive	190
Step Increment	56
	<hr/>
Total Other Compensation Common to All	6,223
Other Benefits	
PAG-IBIG Contributions	46
PhilHealth Contributions	454
Employees Compensation Insurance Premiums	46
Loyalty Award - Civilian	40
	<hr/>
Total Other Benefits	586
	<hr/>
Total Personnel Services	28,886
Maintenance and Other Operating Expenses	
Travelling Expenses	1,262
Training and Scholarship Expenses	32,712
Supplies and Materials Expenses	3,245
Utility Expenses	2,088
Communication Expenses	3,597
Confidential, Intelligence and Extraordinary Expenses	
Extraordinary and Miscellaneous Expenses	333
Professional Services	34,377
General Services	3,034
Repairs and Maintenance	2,650
Taxes, Insurance Premiums and Other Fees	230
Other Maintenance and Operating Expenses	
Advertising Expenses	3,000
Printing and Publication Expenses	1,668
Representation Expenses	8,267
Subscription Expenses	4,142
	<hr/>
Total Maintenance and Other Operating Expenses	100,605
	<hr/>
Total Current Operating Expenditures	129,491
Capital Outlays	
Property, Plant and Equipment Outlay	
Buildings and Other Structures	4,100
Machinery and Equipment Outlay	3,419
	<hr/>
Total Capital Outlays	7,519
	<hr/>
TOTAL NEW APPROPRIATIONS	137,010
	<hr/>

C. JUVENILE JUSTICE AND WELFARE COUNCIL

For general administration and support, and operations, including locally-funded project(s), as indicated herein P 214,448,000

New Appropriations, by Program/Projects

	Current Operating Expenditures			
	Personnel Services	Maintenance and Other Operating Expenses	Capital Outlays	Total
A. REGULAR PROGRAMS				
General Administration and Support	P 24,416,000	P 5,238,000	P	P 29,654,000
Operations	<u>28,405,000</u>	<u>55,226,000</u>	<u>1,163,000</u>	<u>84,794,000</u>
JUVENILE JUSTICE AND WELFARE PROGRAM	<u>28,405,000</u>	<u>55,226,000</u>	<u>1,163,000</u>	<u>84,794,000</u>
Total, Programs	<u>52,821,000</u>	<u>60,464,000</u>	<u>1,163,000</u>	<u>114,448,000</u>
B. PROJECT(S)				
Locally-Funded Projects		<u>100,000,000</u>		<u>100,000,000</u>
Total, Projects		<u>100,000,000</u>		<u>100,000,000</u>
TOTAL NEW APPROPRIATIONS	P <u>52,821,000</u>	P <u>160,464,000</u>	P <u>1,163,000</u>	P <u>214,448,000</u>

Special Provision(s)

1. **Reporting and Posting Requirements.** The Juvenile Justice and Welfare Council (JJWC) shall submit quarterly reports on its financial and physical accomplishments, within thirty (30) days after the end of every quarter, through the following:

- (a) URS or other electronic means for reports not covered by the URS; and
- (b) JJWC's website.

The JJWC shall send written notice when said reports have been submitted or posted on its website to the DBM, House of Representatives, Senate of the Philippines, House Committee on Appropriations, Senate Committee on Finance, and other offices where the submission of reports is required under existing laws, rules and regulations. The date of notice to said agencies shall be considered the date of compliance with this requirement.

2. **Appropriations for Activities or Projects.** The amounts appropriated herein shall be used specifically for the following activities or projects in the indicated amounts and conditions:

New Appropriations, by Programs/Activities/Projects

	Current Operating Expenditures			
	Personnel Services	Maintenance and Other Operating Expenses	Capital Outlays	Total
REGULAR PROGRAMS				
General Administration and Support				
General Management and Supervision	P 24,416,000	P 5,238,000	P	P 29,654,000
Sub-total, General Administration and Support	<u>24,416,000</u>	<u>5,238,000</u>		<u>29,654,000</u>

Operations

JUVENILE JUSTICE AND WELFARE PROGRAM	<u>28,405,000</u>	<u>55,226,000</u>	<u>1,163,000</u>	<u>84,794,000</u>
Formulate policies and coordinate the implementation of plans and programs on children at risk and children in conflict with the law	<u>28,405,000</u>	<u>55,226,000</u>	<u>1,163,000</u>	<u>84,794,000</u>
Sub-total, Operations	<u>28,405,000</u>	<u>55,226,000</u>	<u>1,163,000</u>	<u>84,794,000</u>
Total, Programs	<u>52,821,000</u>	<u>60,464,000</u>	<u>1,163,000</u>	<u>114,448,000</u>
PROJECT(S)				
Locally-Funded Project(s)				
Operation and Maintenance of Bahay Pag-Asa		<u>100,000,000</u>		<u>100,000,000</u>
Sub-total, Locally-Funded Project(s)		<u>100,000,000</u>		<u>100,000,000</u>
Total, Project(s)		<u>100,000,000</u>		<u>100,000,000</u>
TOTAL NEW APPROPRIATIONS	P <u>52,821,000</u>	P <u>160,464,000</u>	P <u>1,163,000</u>	P <u>214,448,000</u>

New Appropriations, by Object of Expenditures
(In Thousand Pesos)

Current Operating Expenditures

Personnel Services

Civilian Personnel

Permanent Positions

Basic Salary	<u>37,422</u>
--------------	---------------

Total Permanent Positions	<u>37,422</u>
---------------------------	---------------

Other Compensation Common to All

Personnel Economic Relief Allowance	1,776
Representation Allowance	282
Transportation Allowance	282
Clothing and Uniform Allowance	444
Mid-Year Bonus - Civilian	3,118
Year End Bonus	3,118
Cash Gift	370
Productivity Enhancement Incentive	370
Step Increment	<u>94</u>

Total Other Compensation Common to All	<u>9,854</u>
--	--------------

Other Compensation for Specific Groups

Magna Carta for Public Social Workers	4,554
Total Other Compensation for Specific Groups	4,554
Other Benefits	
PAG-IBIG Contributions	89
PhilHealth Contributions	813
Employees Compensation Insurance Premiums	89
Total Other Benefits	991
Total Personnel Services	52,821
Maintenance and Other Operating Expenses	
Travelling Expenses	5,300
Training and Scholarship Expenses	15,365
Supplies and Materials Expenses	6,511
Utility Expenses	985
Communication Expenses	2,086
Awards/Rewards and Prizes	350
Confidential, Intelligence and Extraordinary Expenses	
Extraordinary and Miscellaneous Expenses	136
Professional Services	12,000
General Services	2,217
Repairs and Maintenance	2,050
Financial Assistance/Subsidy	100,000
Taxes, Insurance Premiums and Other Fees	575
Other Maintenance and Operating Expenses	
Advertising Expenses	350
Printing and Publication Expenses	1,500
Representation Expenses	4,250
Transportation and Delivery Expenses	100
Rent/Lease Expenses	3,700
Subscription Expenses	989
Other Maintenance and Operating Expenses	2,000
Total Maintenance and Other Operating Expenses	160,464
Total Current Operating Expenditures	213,285
Capital Outlays	
Property, Plant and Equipment Outlay	
Machinery and Equipment Outlay	1,163
Total Capital Outlays	1,163
TOTAL NEW APPROPRIATIONS	214,448

D. NATIONAL ANTI-POVERTY COMMISSION

For general administration and support, and operations, including locally-funded project(s), as indicated hereunder P 277,328,000

New Appropriations, by Program/Projects

	Current Operating Expenditures			Total
	Personnel Services	Maintenance and Other Operating Expenses	Capital Outlays	
A. REGULAR PROGRAMS				
General Administration and Support	P 27,423,000	P 32,934,000		P 60,357,000
Operations	43,000,000	163,971,000		206,971,000
SOCIAL REFORM AND POVERTY ERADICATION COORDINATION AND OVERSIGHT PROGRAM	43,000,000	163,971,000		206,971,000
Total, Programs	70,423,000	196,905,000		267,328,000
B. PROJECT(S)				
Locally-Funded Projects		10,000,000		10,000,000
Total, Projects		10,000,000		10,000,000
TOTAL NEW APPROPRIATIONS	P 70,423,000	P 206,905,000		P 277,328,000

Special Provision(s)

1. **Reporting and Posting Requirements.** The National Anti-Poverty Commission (NAPC) shall submit quarterly reports on its financial and physical accomplishments, within thirty (30) days after the end of every quarter, through the following:

- (a) URS or other electronic means for reports not covered by the URS; and
- (b) NAPC's website.

The NAPC shall send written notice when said reports have been submitted or posted on its website to the DBM, House of Representatives, Senate of the Philippines, House Committee on Appropriations, Senate Committee on Finance, and other offices where the submission of reports is required under existing laws, rules and regulations. The date of notice to said agencies shall be considered the date of compliance with this requirement.

2. **Appropriations for Activities or Projects.** The amounts appropriated herein shall be used specifically for the following activities or projects in the indicated amounts and conditions:

New Appropriations, by Programs/Activities/Projects

	Current Operating Expenditures			Total
	Personnel Services	Maintenance and Other Operating Expenses	Capital Outlays	
REGULAR PROGRAMS				
General Administration and Support				
General Management and Supervision	P 27,423,000	P 32,934,000		P 60,357,000
Sub-total, General Administration and Support	27,423,000	32,934,000		60,357,000
Operations				
SOCIAL REFORM AND POVERTY ERADICATION COORDINATION AND OVERSIGHT PROGRAM	43,000,000	163,971,000		206,971,000

POLICY, PLAN AND PROGRAM ADVISORY, COORDINATION, DEVELOPMENT, REVIEW AND ADVOCACY SUB-PROGRAM	<u>23,998,000</u>	<u>52,292,000</u>	<u>76,290,000</u>
Formulation, prototyping and monitoring of policies, plans and programs and inter-agency and inter-stakeholder coordination platforms	23,998,000	43,553,000	67,551,000
Provision of information and advocacy support		8,739,000	8,739,000
BASIC SECTOR PARTNERSHIP AND PARTICIPATORY PLATFORMS DEVELOPMENT AND MAINTENANCE SUB-PROGRAM	<u>19,002,000</u>	<u>111,679,000</u>	<u>130,681,000</u>
Support to consultative and convergence platforms	<u>19,002,000</u>	<u>111,679,000</u>	<u>130,681,000</u>
Sub-total, Operations	<u>43,000,000</u>	<u>163,971,000</u>	<u>206,971,000</u>
Total, Programs	<u>70,423,000</u>	<u>196,905,000</u>	<u>267,328,000</u>
PROJECT(S)			
Locally-Funded Project(s)			
Formulation of National Poverty Reduction Plan (NPRP) and Full Implementation of R.A. No. 11291		<u>10,000,000</u>	<u>10,000,000</u>
Sub-total, Locally-Funded Project(s)		<u>10,000,000</u>	<u>10,000,000</u>
Total, Project(s)		<u>10,000,000</u>	<u>10,000,000</u>
TOTAL NEW APPROPRIATIONS	P <u>70,423,000</u>	P <u>206,905,000</u>	P <u>277,328,000</u>

New Appropriations, by Object of Expenditures
(In Thousand Pesos)

Current Operating Expenditures

Personnel Services

Civilian Personnel

Permanent Positions

Basic Salary	<u>40,021</u>
--------------	---------------

Total Permanent Positions	<u>40,021</u>
---------------------------	---------------

Other Compensation Common to All

Personnel Economic Relief Allowance	1,056
Representation Allowance	918
Transportation Allowance	918
Clothing and Uniform Allowance	264
Mid-Year Bonus - Civilian	3,335
Year End Bonus	3,335
Cash Gift	220
Per Diems	17,520

Productivity Enhancement Incentive	220
Step Increment	100
Total Other Compensation Common to All	27,886
Other Compensation for Specific Groups	
RATA of Sectoral/Alternate Sectoral Representatives	1,482
Anniversary Bonus - Civilian	129
Total Other Compensation for Specific Groups	1,611
Other Benefits	
PAG-IBIG Contributions	53
PhilHealth Contributions	739
Employees Compensation Insurance Premiums	53
Loyalty Award - Civilian	60
Total Other Benefits	905
Total Personnel Services	70,423
Maintenance and Other Operating Expenses	
Travelling Expenses	34,174
Training and Scholarship Expenses	16,000
Supplies and Materials Expenses	10,109
Utility Expenses	2,305
Communication Expenses	6,454
Confidential, Intelligence and Extraordinary Expenses	
Extraordinary and Miscellaneous Expenses	750
Professional Services	87,139
General Services	3,425
Repairs and Maintenance	560
Taxes, Insurance Premiums and Other Fees	300
Other Maintenance and Operating Expenses	
Printing and Publication Expenses	2,477
Representation Expenses	38,812
Rent/Lease Expenses	4,200
Other Maintenance and Operating Expenses	200
Total Maintenance and Other Operating Expenses	206,905
Total Current Operating Expenditures	277,328
TOTAL NEW APPROPRIATIONS	277,328

E. NATIONAL AUTHORITY FOR CHILD CARE
(Formerly Inter-Country Adoption Board)

For general administration and support, and operations, as indicated hereunder P 434,053,000

New Appropriations, by Program/Projects

	Current Operating Expenditures			
	Personnel Services	Maintenance and Other Operating Expenses	Capital Outlays	Total
A. REGULAR PROGRAMS				
General Administration and Support	P 16,434,000	P 37,010,000	11,239,000	P 64,683,000
Operations	<u>60,365,000</u>	<u>287,799,000</u>	<u>21,206,000</u>	<u>369,370,000</u>
INTER-COUNTRY ADOPTION REGULATORY PROGRAM	4,797,000	5,515,000		10,312,000
INTER-COUNTRY ADOPTION PROGRAM	10,719,000	21,378,000		32,097,000
ALTERNATIVE CHILD CARE REGULATORY PROGRAM	12,694,000	3,495,000	510,000	16,699,000
ALTERNATIVE CHILD CARE PROGRAM	<u>32,155,000</u>	<u>257,411,000</u>	<u>20,696,000</u>	<u>310,262,000</u>
TOTAL NEW APPROPRIATIONS	P <u>76,799,000</u>	P <u>324,809,000</u>	P <u>32,445,000</u>	P <u>434,053,000</u>

Special Provision(s)

1. **Reporting and Posting Requirements.** The National Authority for Child Care (NACC) shall submit quarterly reports on its financial and physical accomplishments, within thirty (30) days after the end of every quarter, through the following:

- (a) URS or other electronic means for reports not covered by the URS; and
- (b) NACC's website.

The NACC shall send written notice when said reports have been submitted or posted on its website to the DBM, House of Representatives, Senate of the Philippines, House Committee on Appropriations, Senate Committee on Finance, and other offices where the submission of reports is required under existing laws, rules and regulations. The date of notice to said agencies shall be considered the date of compliance with this requirement.

2. **Appropriations for Activities or Projects.** The amounts appropriated herein shall be used specifically for the following activities or projects in the indicated amounts and conditions:

New Appropriations, by Programs/Activities/Projects

	Current Operating Expenditures			
	Personnel Services	Maintenance and Other Operating Expenses	Capital Outlays	Total
REGULAR PROGRAMS				
General Administration and Support				
General Management and Supervision	P <u>16,434,000</u>	P <u>37,010,000</u>	P <u>11,239,000</u>	P <u>64,683,000</u>
Sub-total, General Administration and Support	<u>16,434,000</u>	<u>37,010,000</u>	<u>11,239,000</u>	<u>64,683,000</u>
Operations				
INTER-COUNTRY ADOPTION REGULATORY PROGRAM	<u>4,797,000</u>	<u>5,515,000</u>		<u>10,312,000</u>
Accredit/Authorize Foreign Adoption Agencies and Child Caring Agencies as Liaison Service Agencies	4,797,000	5,515,000		10,312,000

INTER-COUNTRY ADOPTION PROGRAM	<u>10,719,000</u>	<u>21,378,000</u>		<u>32,097,000</u>
Adjudication/Entrustment of Children for Inter-Country Adoption	10,719,000	21,378,000		32,097,000
ALTERNATIVE CHILD CARE REGULATORY PROGRAM	<u>12,694,000</u>	<u>3,495,000</u>	<u>510,000</u>	<u>16,699,000</u>
Accreditation/Authorization of Foreign Adoption Agencies and Child Caring Agencies as Liaison Service Agencies	12,694,000	3,495,000	510,000	16,699,000
ALTERNATIVE CHILD CARE PROGRAM	<u>32,155,000</u>	<u>257,411,000</u>	<u>20,696,000</u>	<u>310,262,000</u>
Adjudication/Entrustment of Children for Adoption and Other Alternative Child Care	32,155,000	257,411,000	20,696,000	310,262,000
Sub-total, Operations	<u>60,365,000</u>	<u>287,799,000</u>	<u>21,206,000</u>	<u>369,370,000</u>
TOTAL NEW APPROPRIATIONS	P <u>76,799,000</u>	P <u>324,809,000</u>	P <u>32,445,000</u>	P <u>434,053,000</u>

New Appropriations, by Object of Expenditures
(In Thousand Pesos)

Current Operating Expenditures

Personnel Services

Civilian Personnel

Permanent Positions

Basic Salary

20,291

Total Permanent Positions

20,291

Other Compensation Common to All

Personnel Economic Relief Allowance

888

Representation Allowance

300

Transportation Allowance

300

Clothing and Uniform Allowance

222

Mid-Year Bonus - Civilian

1,691

Year End Bonus

1,691

Cash Gift

185

Productivity Enhancement Incentive

185

Step Increment

50

Total Other Compensation Common to All

5,512

Other Compensation for Specific Groups

Magna Carta for Public Social Workers

251

Lump-sum for Personnel Services

50,213

Total Other Compensation for Specific Groups

50,464

Other Benefits	
PAG-IBIG Contributions	44
PhilHealth Contributions	409
Employees Compensation Insurance Premiums	44
Loyalty Award - Civilian	35
Total Other Benefits	532
Total Personnel Services	76,799
Maintenance and Other Operating Expenses	
Travelling Expenses	13,868
Training and Scholarship Expenses	56,321
Supplies and Materials Expenses	9,073
Utility Expenses	10,450
Communication Expenses	11,050
Confidential, Intelligence and Extraordinary Expenses	
Extraordinary and Miscellaneous Expenses	716
Professional Services	92,319
General Services	11,020
Repairs and Maintenance	1,676
Financial Assistance/Subsidy	81,092
Taxes, Insurance Premiums and Other Fees	1,152
Other Maintenance and Operating Expenses	
Advertising Expenses	1,914
Printing and Publication Expenses	1,080
Representation Expenses	9,291
Rent/Lease Expenses	2,808
Subscription Expenses	1,000
Donations	180
Other Maintenance and Operating Expenses	19,799
Total Maintenance and Other Operating Expenses	324,809
Total Current Operating Expenditures	401,608
Capital Outlays	
Property, Plant and Equipment Outlay	
Machinery and Equipment Outlay	16,445
Transportation Equipment Outlay	16,000
Total Capital Outlays	32,445
TOTAL NEW APPROPRIATIONS	434,053

F. NATIONAL COMMISSION ON INDIGENOUS PEOPLES

For general administration and support, support to operations, and operations, as indicated hereunder P 1,412,636,000

New Appropriations, by Program/Projects

	Current Operating Expenditures			
	Personnel Services	Maintenance and Other Operating Expenses	Capital Outlays	Total
A. REGULAR PROGRAMS				
General Administration and Support	P 223,803,000	P 110,121,000	P 8,700,000	P 342,624,000
Support to Operations	230,385,000	22,425,000	89,720,000	342,530,000
Operations	<u>411,923,000</u>	<u>315,559,000</u>		<u>727,482,000</u>
ANCESTRAL DOMAIN/LAND SECURITY AND DEVELOPMENT PROGRAM	112,798,000	82,003,000		194,801,000
HUMAN, SOCIO-ECONOMIC AND ECOLOGY DEVELOPMENT AND PROTECTION PROGRAM	191,360,000	199,481,000		390,841,000
INDIGENOUS PEOPLES RIGHTS PROTECTION PROGRAM	<u>107,765,000</u>	<u>34,075,000</u>		<u>141,840,000</u>
TOTAL NEW APPROPRIATIONS	P <u>866,111,000</u>	P <u>448,105,000</u>	P <u>98,420,000</u>	P <u>1,412,636,000</u>

Special Provision(s)

1. **PAyapa at MAsaganang PamayaNAn Program.** The amount of Sixty Eight Million Five Hundred Eighteen Thousand Pesos (68,518,000) appropriated herein for the PAyapa at MAsaganang PamayaNAn (PAMANA) Program shall be used exclusively to implement projects in conflict-affected areas already identified by OPAPRU.

Release of funds shall be subject to the submission of a Special Budget pursuant to Section 35, Chapter 5, Book VI of E.O. No. 292.

2. **Climate-Resilient Livelihood for Indigenous Peoples.** Under an integrated climate adaptation and resilience approach, the National Commission on Indigenous Peoples (NCIP) shall develop and implement climate-resilient livelihood programs and projects for indigenous peoples, including sustainable bamboo propagation and processing, traditional weaving, and handicraft-making.

3. **Reporting and Posting Requirements.** The NCIP shall submit quarterly reports on its financial and physical accomplishments, within thirty (30) days after the end of every quarter, through the following:

- (a) URS or other electronic means for reports not covered by the URS; and
- (b) NCIP's website.

The NCIP shall send written notice when said reports have been submitted or posted on its website to the DBM, House of Representatives, Senate of the Philippines, House Committee on Appropriations, Senate Committee on Finance, and other offices where the submission of reports is required under existing laws, rules and regulations. The date of notice to said agencies shall be considered the date of compliance with this requirement.

4. **Appropriations for Activities or Projects.** The amounts appropriated herein shall be used specifically for the following activities or projects in the indicated amounts and conditions:

New Appropriations, by Programs/Activities/Projects

	Current Operating Expenditures			
	Personnel Services	Maintenance and Other Operating Expenses	Capital Outlays	Total
REGULAR PROGRAMS				
General Administration and Support				
General Management and Supervision	P <u>218,089,000</u>	P <u>110,121,000</u>	P <u>8,700,000</u>	P <u>336,910,000</u>
National Capital Region (NCR)	<u>66,567,000</u>	<u>37,443,000</u>		<u>104,010,000</u>
Central Office	66,567,000	37,443,000		104,010,000

Region I - Ilocos	<u>10,133,000</u>	<u>4,972,000</u>		<u>15,105,000</u>
Regional Office - I	10,133,000	4,972,000		15,105,000
Cordillera Administrative Region (CAR)	<u>17,553,000</u>	<u>8,153,000</u>		<u>25,706,000</u>
Regional Office - CAR	17,553,000	8,153,000		25,706,000
Region II - Cagayan Valley	<u>13,722,000</u>	<u>6,396,000</u>		<u>20,118,000</u>
Regional Office - II	13,722,000	6,396,000		20,118,000
Region III - Central Luzon	<u>16,031,000</u>	<u>6,435,000</u>		<u>22,466,000</u>
Regional Office - III	16,031,000	6,435,000		22,466,000
Region IVA - CALABARZON	<u>6,821,000</u>	<u>3,258,000</u>		<u>10,079,000</u>
Regional Office - IVA	6,821,000	3,258,000		10,079,000
Region IVB - MIMAROPA	<u>25,000</u>	<u>2,845,000</u>		<u>2,870,000</u>
Regional Office - IVB	25,000	2,845,000		2,870,000
Region V - Bicol	<u>10,559,000</u>	<u>4,278,000</u>		<u>14,837,000</u>
Regional Office - V	10,559,000	4,278,000		14,837,000
Region VI - Western Visayas	<u>7,102,000</u>	<u>5,742,000</u>		<u>12,844,000</u>
Regional Office - VI	7,102,000	5,742,000		12,844,000
Region VII - Central Visayas	<u>2,031,000</u>	<u>465,000</u>		<u>2,496,000</u>
Regional Office - VII	2,031,000	465,000		2,496,000
Region IX - Zamboanga Peninsula	<u>11,718,000</u>	<u>4,876,000</u>	<u>8,700,000</u>	<u>25,294,000</u>
Regional Office - IX	11,718,000	4,876,000	8,700,000	25,294,000
Region X - Northern Mindanao	<u>12,021,000</u>	<u>6,009,000</u>		<u>18,030,000</u>
Regional Office - X	12,021,000	6,009,000		18,030,000
Region XI - Davao	<u>14,235,000</u>	<u>8,080,000</u>		<u>22,315,000</u>
Regional Office - XI	14,235,000	8,080,000		22,315,000
Region XII - SOCCSKSARGEN	<u>17,767,000</u>	<u>6,028,000</u>		<u>23,795,000</u>
Regional Office - XII	17,767,000	6,028,000		23,795,000
Region XIII - Caraga	<u>11,804,000</u>	<u>5,141,000</u>		<u>16,945,000</u>
Regional Office - XIII	11,804,000	5,141,000		16,945,000
Administration of Personnel Benefits	<u>5,714,000</u>			<u>5,714,000</u>

National Capital Region (NCR)	<u>1,799,000</u>			<u>1,799,000</u>
Central Office	1,799,000			1,799,000
Cordillera Administrative Region (CAR)	<u>92,000</u>			<u>92,000</u>
Regional Office - CAR	92,000			92,000
Region II - Cagayan Valley	<u>142,000</u>			<u>142,000</u>
Regional Office - II	142,000			142,000
Region V - Bicol	<u>631,000</u>			<u>631,000</u>
Regional Office - V	631,000			631,000
Region VI - Western Visayas	<u>352,000</u>			<u>352,000</u>
Regional Office - VI	352,000			352,000
Region X - Northern Mindanao	<u>1,228,000</u>			<u>1,228,000</u>
Regional Office - X	1,228,000			1,228,000
Region XI - Davao	<u>1,372,000</u>			<u>1,372,000</u>
Regional Office - XI	1,372,000			1,372,000
Region XII - SOCCSKSARGEN	<u>98,000</u>			<u>98,000</u>
Regional Office - XII	98,000			98,000
Sub-total, General Administration and Support	<u>223,803,000</u>	<u>110,121,000</u>	<u>8,700,000</u>	<u>342,624,000</u>
Support to Operations				
Policy formulation, planning and coordination of programs and projects	<u>230,385,000</u>	<u>22,425,000</u>	<u>89,720,000</u>	<u>342,530,000</u>
National Capital Region (NCR)	<u>51,524,000</u>	<u>22,393,000</u>	<u>89,720,000</u>	<u>163,637,000</u>
Central Office	51,524,000	22,393,000	89,720,000	163,637,000
Region I - Ilocos	<u>14,122,000</u>			<u>14,122,000</u>
Regional Office - I	14,122,000			14,122,000
Cordillera Administrative Region (CAR)	<u>29,477,000</u>			<u>29,477,000</u>
Regional Office - CAR	29,477,000			29,477,000
Region II - Cagayan Valley	<u>18,724,000</u>			<u>18,724,000</u>
Regional Office - II	18,724,000			18,724,000
Region III - Central Luzon	<u>18,044,000</u>			<u>18,044,000</u>
Regional Office - III	18,044,000			18,044,000

Region IVA - CALABARZON	<u>7,433,000</u>		<u>7,433,000</u>
Regional Office - IVA	7,433,000		7,433,000
Region V - Bicol	<u>11,032,000</u>		<u>11,032,000</u>
Regional Office - V	11,032,000		11,032,000
Region VI - Western Visayas	<u>4,789,000</u>	<u>5,000</u>	<u>4,794,000</u>
Regional Office - VI	4,789,000	5,000	4,794,000
Region VII - Central Visayas	<u>4,763,000</u>		<u>4,763,000</u>
Regional Office - VII	4,763,000		4,763,000
Region IX - Zamboanga Peninsula	<u>10,852,000</u>		<u>10,852,000</u>
Regional Office - IX	10,852,000		10,852,000
Region X - Northern Mindanao	<u>15,829,000</u>	<u>27,000</u>	<u>15,856,000</u>
Regional Office - X	15,829,000	27,000	15,856,000
Region XI - Davao	<u>19,388,000</u>		<u>19,388,000</u>
Regional Office - XI	19,388,000		19,388,000
Region XII - SOCCSKSARGEN	<u>12,425,000</u>		<u>12,425,000</u>
Regional Office - XII	12,425,000		12,425,000
Region XIII - Caraga	<u>11,983,000</u>		<u>11,983,000</u>
Regional Office - XIII	<u>11,983,000</u>		<u>11,983,000</u>
Sub-total, Support to Operations	<u>230,385,000</u>	<u>22,425,000</u>	<u>89,720,000</u>
Sub-total, Support to Operations			<u>342,530,000</u>
Operations			
ANCESTRAL DOMAIN/LAND SECURITY AND DEVELOPMENT PROGRAM	<u>112,798,000</u>	<u>82,003,000</u>	<u>194,801,000</u>
Ancestral Domain/Land Recognition	<u>36,630,000</u>	<u>65,403,000</u>	<u>102,033,000</u>
National Capital Region (NCR)		<u>19,163,000</u>	<u>19,163,000</u>
Central Office		19,163,000	19,163,000
Region I - Ilocos	<u>2,500,000</u>	<u>1,094,000</u>	<u>3,594,000</u>
Regional Office - I	2,500,000	1,094,000	3,594,000
Cordillera Administrative Region (CAR)	<u>5,736,000</u>	<u>4,757,000</u>	<u>10,493,000</u>
Regional Office - CAR	5,736,000	4,757,000	10,493,000

Region II - Cagayan Valley	<u>3,015,000</u>	<u>3,373,000</u>	<u>6,388,000</u>
Regional Office - II	3,015,000	3,373,000	6,388,000
Region III - Central Luzon	<u>3,780,000</u>	<u>4,287,000</u>	<u>8,067,000</u>
Regional Office - III	3,780,000	4,287,000	8,067,000
Region IVA - CALABARZON	<u>1,391,000</u>	<u>800,000</u>	<u>2,191,000</u>
Regional Office - IVA	1,391,000	800,000	2,191,000
Region IVB - MIMAROPA		<u>2,994,000</u>	<u>2,994,000</u>
Regional Office - IVB		2,994,000	2,994,000
Region V - Bicol	<u>2,576,000</u>	<u>1,168,000</u>	<u>3,744,000</u>
Regional Office - V	2,576,000	1,168,000	3,744,000
Region VI - Western Visayas	<u>1,245,000</u>	<u>1,043,000</u>	<u>2,288,000</u>
Regional Office - VI	1,245,000	1,043,000	2,288,000
Region VII - Central Visayas		<u>1,275,000</u>	<u>1,275,000</u>
Regional Office - VII		1,275,000	1,275,000
Region IX - Zamboanga Peninsula	<u>1,698,000</u>	<u>4,175,000</u>	<u>5,873,000</u>
Regional Office - IX	1,698,000	4,175,000	5,873,000
Region X - Northern Mindanao	<u>3,824,000</u>	<u>4,104,000</u>	<u>7,928,000</u>
Regional Office - X	3,824,000	4,104,000	7,928,000
Region XI - Davao	<u>4,417,000</u>	<u>10,207,000</u>	<u>14,624,000</u>
Regional Office - XI	4,417,000	10,207,000	14,624,000
Region XII - SOCCSKSARGEN	<u>2,723,000</u>	<u>2,171,000</u>	<u>4,894,000</u>
Regional Office - XII	2,723,000	2,171,000	4,894,000
Region XIII - Caraga	<u>3,725,000</u>	<u>4,792,000</u>	<u>8,517,000</u>
Regional Office - XIII	3,725,000	4,792,000	8,517,000
Assistance to Ancestral Domain Sustainable Development and Protection Plan (ADSDDP) Formulation	<u>76,168,000</u>	<u>16,600,000</u>	<u>92,768,000</u>
National Capital Region (NCR)		<u>1,000,000</u>	<u>1,000,000</u>
Central Office		1,000,000	1,000,000
Region I - Ilocos	<u>2,620,000</u>	<u>1,000,000</u>	<u>3,620,000</u>
Regional Office - I	2,620,000	1,000,000	3,620,000

Cordillera Administrative Region (CAR)	<u>8,352,000</u>	<u>1,703,000</u>	<u>10,055,000</u>
Regional Office - CAR	8,352,000	1,703,000	10,055,000
Region II - Cagayan Valley	<u>3,974,000</u>	<u>1,318,000</u>	<u>5,292,000</u>
Regional Office - II	3,974,000	1,318,000	5,292,000
Region III - Central Luzon	<u>3,467,000</u>	<u>1,400,000</u>	<u>4,867,000</u>
Regional Office - III	3,467,000	1,400,000	4,867,000
Region IVA - CALABARZON	<u>458,000</u>	<u>400,000</u>	<u>858,000</u>
Regional Office - IVA	458,000	400,000	858,000
Region IVB - MIMAROPA	<u>30,363,000</u>	<u>755,000</u>	<u>31,118,000</u>
Regional Office - IVB	30,363,000	755,000	31,118,000
Region V - Bicol	<u>2,069,000</u>	<u>700,000</u>	<u>2,769,000</u>
Regional Office - V	2,069,000	700,000	2,769,000
Region VI - Western Visayas	<u>857,000</u>	<u>400,000</u>	<u>1,257,000</u>
Regional Office - VI	857,000	400,000	1,257,000
Region VII - Central Visayas	<u>1,362,000</u>	<u>400,000</u>	<u>1,762,000</u>
Regional Office - VII	1,362,000	400,000	1,762,000
Region IX - Zamboanga Peninsula	<u>3,437,000</u>	<u>2,924,000</u>	<u>6,361,000</u>
Regional Office - IX	3,437,000	2,924,000	6,361,000
Region X - Northern Mindanao	<u>3,041,000</u>	<u>2,000,000</u>	<u>5,041,000</u>
Regional Office - X	3,041,000	2,000,000	5,041,000
Region XI - Davao	<u>9,607,000</u>	<u>800,000</u>	<u>10,407,000</u>
Regional Office - XI	9,607,000	800,000	10,407,000
Region XII - SOCCSKSARGEN	<u>3,471,000</u>	<u>900,000</u>	<u>4,371,000</u>
Regional Office - XII	3,471,000	900,000	4,371,000
Region XIII - Caraga	<u>3,090,000</u>	<u>900,000</u>	<u>3,990,000</u>
Regional Office - XIII	3,090,000	900,000	3,990,000
HUMAN SOCIO-ECONOMIC AND ECOLOGY DEVELOPMENT AND PROTECTION PROGRAM	<u>191,360,000</u>	<u>199,481,000</u>	<u>390,841,000</u>
Culturally-appropriate/responsive and Gender-sensitive Socio-economic and Ecology Development and Protection Services	<u>4,644,000</u>	<u>23,910,000</u>	<u>28,554,000</u>

National Capital Region (NCR)		<u>1,496,000</u>	<u>1,496,000</u>
Central Office		1,496,000	1,496,000
Region I - Ilocos		<u>1,548,000</u>	<u>1,548,000</u>
Regional Office - I		1,548,000	1,548,000
Cordillera Administrative Region (CAR)	<u>604,000</u>	<u>3,129,000</u>	<u>3,733,000</u>
Regional Office - CAR	604,000	3,129,000	3,733,000
Region II - Cagayan Valley		<u>2,207,000</u>	<u>2,207,000</u>
Regional Office - II		2,207,000	2,207,000
Region III - Central Luzon	<u>566,000</u>	<u>1,021,000</u>	<u>1,587,000</u>
Regional Office - III	566,000	1,021,000	1,587,000
Region IVA - CALABARZON		<u>981,000</u>	<u>981,000</u>
Regional Office - IVA		981,000	981,000
Region IVB - MIMAROPA		<u>1,000,000</u>	<u>1,000,000</u>
Regional Office - IVB		1,000,000	1,000,000
Region V - Bicol	<u>576,000</u>	<u>1,355,000</u>	<u>1,931,000</u>
Regional Office - V	576,000	1,355,000	1,931,000
Region VI - Western Visayas	<u>604,000</u>	<u>400,000</u>	<u>1,004,000</u>
Regional Office - VI	604,000	400,000	1,004,000
Region VII - Central Visayas		<u>400,000</u>	<u>400,000</u>
Regional Office - VII		400,000	400,000
Region IX - Zamboanga Peninsula	<u>571,000</u>	<u>974,000</u>	<u>1,545,000</u>
Regional Office - IX	571,000	974,000	1,545,000
Region X - Northern Mindanao	<u>571,000</u>	<u>2,340,000</u>	<u>2,911,000</u>
Regional Office - X	571,000	2,340,000	2,911,000
Region XI - Davao		<u>2,979,000</u>	<u>2,979,000</u>
Regional Office - XI		2,979,000	2,979,000
Region XII - SOCCSKSARGEN	<u>576,000</u>	<u>2,615,000</u>	<u>3,191,000</u>
Regional Office - XII	576,000	2,615,000	3,191,000
Region XIII - Caraga	<u>576,000</u>	<u>1,465,000</u>	<u>2,041,000</u>
Regional Office - XIII	576,000	1,465,000	2,041,000

IP Education and Advocacy Services	<u>21,668,000</u>	<u>167,507,000</u>	<u>189,175,000</u>
National Capital Region (NCR)		<u>2,727,000</u>	<u>2,727,000</u>
Central Office		2,727,000	2,727,000
Region I - Ilocos	<u>1,594,000</u>	<u>17,853,000</u>	<u>19,447,000</u>
Regional Office - I	1,594,000	17,853,000	19,447,000
Cordillera Administrative Region (CAR)	<u>2,904,000</u>	<u>27,667,000</u>	<u>30,571,000</u>
Regional Office - CAR	2,904,000	27,667,000	30,571,000
Region II - Cagayan Valley	<u>1,229,000</u>	<u>15,134,000</u>	<u>16,363,000</u>
Regional Office - II	1,229,000	15,134,000	16,363,000
Region III - Central Luzon	<u>2,288,000</u>	<u>4,412,000</u>	<u>6,700,000</u>
Regional Office - III	2,288,000	4,412,000	6,700,000
Region IVA - CALABARZON	<u>914,000</u>	<u>1,550,000</u>	<u>2,464,000</u>
Regional Office - IVA	914,000	1,550,000	2,464,000
Region IVB - MIMAROPA		<u>7,991,000</u>	<u>7,991,000</u>
Regional Office - IVB		7,991,000	7,991,000
Region V - Bicol	<u>1,245,000</u>	<u>3,338,000</u>	<u>4,583,000</u>
Regional Office - V	1,245,000	3,338,000	4,583,000
Region VI - Western Visayas	<u>604,000</u>	<u>4,511,000</u>	<u>5,115,000</u>
Regional Office - VI	604,000	4,511,000	5,115,000
Region VII - Central Visayas	<u>652,000</u>	<u>2,263,000</u>	<u>2,915,000</u>
Regional Office - VII	652,000	2,263,000	2,915,000
Region IX - Zamboanga Peninsula	<u>1,231,000</u>	<u>35,283,000</u>	<u>36,514,000</u>
Regional Office - IX	1,231,000	35,283,000	36,514,000
Region X - Northern Mindanao	<u>1,919,000</u>	<u>8,287,000</u>	<u>10,206,000</u>
Regional Office - X	1,919,000	8,287,000	10,206,000
Region XI - Davao	<u>3,960,000</u>	<u>21,775,000</u>	<u>25,735,000</u>
Regional Office - XI	3,960,000	21,775,000	25,735,000
Region XII - SOCCSKSARGEN	<u>1,572,000</u>	<u>7,380,000</u>	<u>8,952,000</u>
Regional Office - XII	1,572,000	7,380,000	8,952,000

Region XIII - Caraga	<u>1,556,000</u>	<u>7,336,000</u>	<u>8,892,000</u>
Regional Office - XIII	1,556,000	7,336,000	8,892,000
IP Culture Services	<u>29,153,000</u>	<u>4,675,000</u>	<u>33,828,000</u>
National Capital Region (NCR)		<u>1,594,000</u>	<u>1,594,000</u>
Central Office		1,594,000	1,594,000
Region I - Ilocos	<u>1,998,000</u>	<u>371,000</u>	<u>2,369,000</u>
Regional Office - I	1,998,000	371,000	2,369,000
Cordillera Administrative Region (CAR)	<u>6,268,000</u>	<u>488,000</u>	<u>6,756,000</u>
Regional Office - CAR	6,268,000	488,000	6,756,000
Region II - Cagayan Valley	<u>2,990,000</u>	<u>367,000</u>	<u>3,357,000</u>
Regional Office - II	2,990,000	367,000	3,357,000
Region III - Central Luzon	<u>3,008,000</u>	<u>178,000</u>	<u>3,186,000</u>
Regional Office - III	3,008,000	178,000	3,186,000
Region IVA - CALABARZON	<u>343,000</u>	<u>100,000</u>	<u>443,000</u>
Regional Office - IVA	343,000	100,000	443,000
Region IVB - MIMAROPA		<u>121,000</u>	<u>121,000</u>
Regional Office - IVB		121,000	121,000
Region V - Bicol	<u>669,000</u>	<u>102,000</u>	<u>771,000</u>
Regional Office - V	669,000	102,000	771,000
Region VI - Western Visayas	<u>325,000</u>	<u>100,000</u>	<u>425,000</u>
Regional Office - VI	325,000	100,000	425,000
Region VII - Central Visayas	<u>667,000</u>	<u>112,000</u>	<u>779,000</u>
Regional Office - VII	667,000	112,000	779,000
Region IX - Zamboanga Peninsula	<u>1,993,000</u>	<u>146,000</u>	<u>2,139,000</u>
Regional Office - IX	1,993,000	146,000	2,139,000
Region X - Northern Mindanao	<u>2,632,000</u>	<u>268,000</u>	<u>2,900,000</u>
Regional Office - X	2,632,000	268,000	2,900,000
Region XI - Davao	<u>2,656,000</u>	<u>302,000</u>	<u>2,958,000</u>
Regional Office - XI	2,656,000	302,000	2,958,000

Region XII - SOCCSKSARGEN	<u>2,937,000</u>	<u>216,000</u>	<u>3,153,000</u>
Regional Office - XII	2,937,000	216,000	3,153,000
Region XIII - Caraga	<u>2,667,000</u>	<u>210,000</u>	<u>2,877,000</u>
Regional Office - XIII	2,667,000	210,000	2,877,000
IP Health Services	<u>135,895,000</u>	<u>3,389,000</u>	<u>139,284,000</u>
National Capital Region (NCR)		<u>301,000</u>	<u>301,000</u>
Central Office		301,000	301,000
Region I - Ilocos	<u>9,519,000</u>	<u>350,000</u>	<u>9,869,000</u>
Regional Office - I	9,519,000	350,000	9,869,000
Cordillera Administrative Region (CAR)	<u>23,904,000</u>	<u>565,000</u>	<u>24,469,000</u>
Regional Office - CAR	23,904,000	565,000	24,469,000
Region II - Cagayan Valley	<u>12,690,000</u>	<u>345,000</u>	<u>13,035,000</u>
Regional Office - II	12,690,000	345,000	13,035,000
Region III - Central Luzon	<u>13,882,000</u>	<u>134,000</u>	<u>14,016,000</u>
Regional Office - III	13,882,000	134,000	14,016,000
Region IVA - CALABARZON	<u>2,781,000</u>	<u>100,000</u>	<u>2,881,000</u>
Regional Office - IVA	2,781,000	100,000	2,881,000
Region IVB - MIMAROPA	<u>1,659,000</u>	<u>82,000</u>	<u>1,741,000</u>
Regional Office - IVB	1,659,000	82,000	1,741,000
Region V - Bicol	<u>6,966,000</u>	<u>100,000</u>	<u>7,066,000</u>
Regional Office - V	6,966,000	100,000	7,066,000
Region VI - Western Visayas	<u>4,747,000</u>	<u>46,000</u>	<u>4,793,000</u>
Regional Office - VI	4,747,000	46,000	4,793,000
Region VII - Central Visayas	<u>4,120,000</u>	<u>80,000</u>	<u>4,200,000</u>
Regional Office - VII	4,120,000	80,000	4,200,000
Region IX - Zamboanga Peninsula	<u>9,856,000</u>	<u>103,000</u>	<u>9,959,000</u>
Regional Office - IX	9,856,000	103,000	9,959,000
Region X - Northern Mindanao	<u>10,506,000</u>	<u>398,000</u>	<u>10,904,000</u>
Regional Office - X	10,506,000	398,000	10,904,000

Region XI - Davao	<u>14,523,000</u>	<u>421,000</u>	<u>14,944,000</u>
Regional Office - XI	14,523,000	421,000	14,944,000
Region XII - SOCCSKSARGEN	<u>10,443,000</u>	<u>180,000</u>	<u>10,623,000</u>
Regional Office - XII	10,443,000	180,000	10,623,000
Region XIII - Caraga	<u>10,299,000</u>	<u>184,000</u>	<u>10,483,000</u>
Regional Office - XIII	10,299,000	184,000	10,483,000
INDIGENOUS PEOPLES RIGHTS PROTECTION PROGRAM	<u>107,765,000</u>	<u>34,075,000</u>	<u>141,840,000</u>
Gender and Rights-based Services	<u>35,927,000</u>	<u>2,894,000</u>	<u>38,821,000</u>
Region I - Ilocos	<u>2,253,000</u>	<u>125,000</u>	<u>2,378,000</u>
Regional Office - I	2,253,000	125,000	2,378,000
Cordillera Administrative Region (CAR)	<u>5,937,000</u>	<u>400,000</u>	<u>6,337,000</u>
Regional Office - CAR	5,937,000	400,000	6,337,000
Region II - Cagayan Valley	<u>3,399,000</u>	<u>225,000</u>	<u>3,624,000</u>
Regional Office - II	3,399,000	225,000	3,624,000
Region III - Central Luzon	<u>3,961,000</u>	<u>200,000</u>	<u>4,161,000</u>
Regional Office - III	3,961,000	200,000	4,161,000
Region IVA - CALABARZON	<u>872,000</u>	<u>152,000</u>	<u>1,024,000</u>
Regional Office - IVA	872,000	152,000	1,024,000
Region IVB - MIMAROPA		<u>152,000</u>	<u>152,000</u>
Regional Office - IVB		152,000	152,000
Region V - Bicol	<u>1,710,000</u>	<u>200,000</u>	<u>1,910,000</u>
Regional Office - V	1,710,000	200,000	1,910,000
Region VI - Western Visayas	<u>279,000</u>	<u>152,000</u>	<u>431,000</u>
Regional Office - VI	279,000	152,000	431,000
Region VII - Central Visayas	<u>1,699,000</u>		<u>1,699,000</u>
Regional Office - VII	1,699,000		1,699,000
Region IX - Zamboanga Peninsula	<u>2,529,000</u>	<u>152,000</u>	<u>2,681,000</u>
Regional Office - IX	2,529,000	152,000	2,681,000

Region X - Northern Mindanao	<u>2,796,000</u>	<u>276,000</u>	<u>3,072,000</u>
Regional Office - X	2,796,000	276,000	3,072,000
Region XI - Davao	<u>3,982,000</u>	<u>381,000</u>	<u>4,363,000</u>
Regional Office - XI	3,982,000	381,000	4,363,000
Region XII - SOCCSKSARGEN	<u>3,103,000</u>	<u>179,000</u>	<u>3,282,000</u>
Regional Office - XII	3,103,000	179,000	3,282,000
Region XIII - Caraga	<u>3,407,000</u>	<u>300,000</u>	<u>3,707,000</u>
Regional Office - XIII	3,407,000	300,000	3,707,000
IP Rights Advocacy and Monitoring of Treaty Obligations	<u>17,916,000</u>	<u>25,483,000</u>	<u>43,399,000</u>
National Capital Region (NCR)	<u>4,046,000</u>	<u>16,149,000</u>	<u>20,195,000</u>
Central Office	4,046,000	16,149,000	20,195,000
Region I - Ilocos	<u>1,202,000</u>	<u>410,000</u>	<u>1,612,000</u>
Regional Office - I	1,202,000	410,000	1,612,000
Cordillera Administrative Region (CAR)		<u>1,740,000</u>	<u>1,740,000</u>
Regional Office - CAR		1,740,000	1,740,000
Region II - Cagayan Valley	<u>1,186,000</u>	<u>410,000</u>	<u>1,596,000</u>
Regional Office - II	1,186,000	410,000	1,596,000
Region III - Central Luzon		<u>718,000</u>	<u>718,000</u>
Regional Office - III		718,000	718,000
Region IVA - CALABARZON	<u>1,186,000</u>	<u>70,000</u>	<u>1,256,000</u>
Regional Office - IVA	1,186,000	70,000	1,256,000
Region IVB - MIMAROPA		<u>1,220,000</u>	<u>1,220,000</u>
Regional Office - IVB		1,220,000	1,220,000
Region V - Bicol	<u>4,242,000</u>	<u>210,000</u>	<u>4,452,000</u>
Regional Office - V	4,242,000	210,000	4,452,000
Region VI - Western Visayas	<u>1,240,000</u>	<u>650,000</u>	<u>1,890,000</u>
Regional Office - VI	1,240,000	650,000	1,890,000
Region IX - Zamboanga Peninsula	<u>1,186,000</u>	<u>890,000</u>	<u>2,076,000</u>
Regional Office - IX	1,186,000	890,000	2,076,000

Region X - Northern Mindanao	<u>1,202,000</u>	<u>1,340,000</u>	<u>2,542,000</u>
Regional Office - X	1,202,000	1,340,000	2,542,000
Region XI - Davao	<u>1,240,000</u>	<u>566,000</u>	<u>1,806,000</u>
Regional Office - XI	1,240,000	566,000	1,806,000
Region XII - SOCCSKSARGEN		<u>620,000</u>	<u>620,000</u>
Regional Office - XII		620,000	620,000
Region XIII - CARAGA	<u>1,186,000</u>	<u>490,000</u>	<u>1,676,000</u>
Regional Office - XIII	1,186,000	490,000	1,676,000
Legal Services	<u>31,377,000</u>	<u>2,745,000</u>	<u>34,122,000</u>
National Capital Region (NCR)		<u>29,000</u>	<u>29,000</u>
Central Office		29,000	29,000
Region I - Ilocos	<u>2,463,000</u>	<u>296,000</u>	<u>2,759,000</u>
Regional Office - I	2,463,000	296,000	2,759,000
Cordillera Administrative Region (CAR)	<u>6,095,000</u>	<u>801,000</u>	<u>6,896,000</u>
Regional Office - CAR	6,095,000	801,000	6,896,000
Region II - Cagayan Valley	<u>2,445,000</u>	<u>292,000</u>	<u>2,737,000</u>
Regional Office - II	2,445,000	292,000	2,737,000
Region III - Central Luzon	<u>5,966,000</u>	<u>114,000</u>	<u>6,080,000</u>
Regional Office - III	5,966,000	114,000	6,080,000
Region IVA - CALABARZON		<u>116,000</u>	<u>116,000</u>
Regional Office - IVA		116,000	116,000
Region IVB - MIMAROPA		<u>95,000</u>	<u>95,000</u>
Regional Office - IVB		95,000	95,000
Region V - Bicol		<u>68,000</u>	<u>68,000</u>
Regional Office - V		68,000	68,000
Region VI - Western Visayas		<u>104,000</u>	<u>104,000</u>
Regional Office - VI		104,000	104,000
Region VII - Central Visayas	<u>1,202,000</u>		<u>1,202,000</u>
Regional Office - VII	1,202,000		1,202,000

Region IX - Zamboanga Peninsula	<u>2,390,000</u>	<u>83,000</u>	<u>2,473,000</u>
Regional Office - IX	2,390,000	83,000	2,473,000
Region X - Northern Mindanao	<u>1,186,000</u>	<u>116,000</u>	<u>1,302,000</u>
Regional Office - X	1,186,000	116,000	1,302,000
Region XI - Davao	<u>4,799,000</u>	<u>324,000</u>	<u>5,123,000</u>
Regional Office - XI	4,799,000	324,000	5,123,000
Region XII - SOCCSKSARGEN	<u>2,425,000</u>	<u>153,000</u>	<u>2,578,000</u>
Regional Office - XII	2,425,000	153,000	2,578,000
Region XIII - Caraga	<u>2,406,000</u>	<u>154,000</u>	<u>2,560,000</u>
Regional Office - XIII	2,406,000	154,000	2,560,000
Adjudication Services	<u>22,545,000</u>	<u>2,953,000</u>	<u>25,498,000</u>
Region I - Ilocos	<u>2,244,000</u>		<u>2,244,000</u>
Regional Office - I	2,244,000		2,244,000
Cordillera Administrative Region (CAR)	<u>1,981,000</u>	<u>969,000</u>	<u>2,950,000</u>
Regional Office - CAR	1,981,000	969,000	2,950,000
Region II - Cagayan Valley	<u>2,164,000</u>		<u>2,164,000</u>
Regional Office - II	2,164,000		2,164,000
Region III - Central Luzon	<u>2,160,000</u>		<u>2,160,000</u>
Regional Office - III	2,160,000		2,160,000
Region IVA - CALABARZON	<u>1,841,000</u>	<u>142,000</u>	<u>1,983,000</u>
Regional Office - IVA	1,841,000	142,000	1,983,000
Region V - Bicol		<u>96,000</u>	<u>96,000</u>
Regional Office - V		96,000	96,000
Region VI - Western Visayas	<u>1,813,000</u>	<u>181,000</u>	<u>1,994,000</u>
Regional Office - VI	1,813,000	181,000	1,994,000
Region IX - Zamboanga Peninsula	<u>1,841,000</u>	<u>348,000</u>	<u>2,189,000</u>
Regional Office - IX	1,841,000	348,000	2,189,000
Region X - Northern Mindanao	<u>2,111,000</u>	<u>474,000</u>	<u>2,585,000</u>
Regional Office - X	2,111,000	474,000	2,585,000

Region XI - Davao	<u>2,122,000</u>	<u>302,000</u>	<u>2,424,000</u>
Regional Office - XI	2,122,000	302,000	2,424,000
Region XII - SOCCSKSARGEN	<u>2,160,000</u>	<u>199,000</u>	<u>2,359,000</u>
Regional Office - XII	2,160,000	199,000	2,359,000
Region XIII - Caraga	<u>2,108,000</u>	<u>242,000</u>	<u>2,350,000</u>
Regional Office - XIII	2,108,000	242,000	2,350,000
Sub-total, Operations	<u>411,923,000</u>	<u>315,559,000</u>	<u>727,482,000</u>
TOTAL NEW APPROPRIATIONS	P <u>866,111,000</u>	P <u>448,105,000</u>	P <u>98,420,000</u> P <u>1,412,636,000</u>

New Appropriations, by Object of Expenditures
(In Thousand Pesos)

Current Operating Expenditures

Personnel Services

Civilian Personnel

Permanent Positions

Basic Salary	<u>634,547</u>
--------------	----------------

Total Permanent Positions	<u>634,547</u>
---------------------------	----------------

Other Compensation Common to All

Personnel Economic Relief Allowance	34,680
Representation Allowance	8,802
Transportation Allowance	8,586
Clothing and Uniform Allowance	8,670
Mid Year Bonus - Civilian	52,878
Year End Bonus	52,878
Cash Gift	7,225
Productivity Enhancement Incentive	7,225
Step Increment	<u>1,583</u>

Total Other Compensation Common to All	<u>182,527</u>
--	----------------

Other Compensation for Specific Groups

Magna Carta for Public Health Workers	<u>25,890</u>
---------------------------------------	---------------

Total Other Compensation for Specific Groups	<u>25,890</u>
--	---------------

Other Benefits

PAG-IBIG Contributions	1,726
PhilHealth Contributions	13,501

Employees Compensation Insurance Premiums	1,726
Loyalty Award - Civilian	480
Terminal Leave	5,714
Total Other Benefits	23,147
Total Personnel Services	866,111
Maintenance and Other Operating Expenses	
Travelling Expenses	47,203
Training and Scholarship Expenses	155,879
Supplies and Materials Expenses	42,489
Utility Expenses	11,043
Communication Expenses	17,648
Awards/Rewards and Prizes	307
Survey, Research, Exploration and Development Expenses	2,844
Confidential, Intelligence and Extraordinary Expenses	
Extraordinary and Miscellaneous Expenses	4,161
Professional Services	37,614
General Services	8,587
Repairs and Maintenance	2,674
Financial Assistance/Subsidy	2,231
Taxes, Insurance Premiums and Other Fees	1,790
Labor and Wages	2,142
Other Maintenance and Operating Expenses	
Advertising Expenses	5
Printing and Publication Expenses	7,234
Representation Expenses	45,295
Transportation and Delivery Expenses	8,136
Rent/Lease Expenses	35,412
Membership Dues and Contributions to Organizations	29
Subscription Expenses	1,726
Donations	6,594
Other Maintenance and Operating Expenses	7,062
Total Maintenance and Other Operating Expenses	448,105
Total Current Operating Expenditures	1,314,216
Capital Outlays	
Property, Plant and Equipment Outlay	
Buildings and Other Structures	8,700
Machinery and Equipment Outlay	70,659
Intangible Assets Outlay	19,061
Total Capital Outlays	98,420
TOTAL NEW APPROPRIATIONS	1,412,636

G. NATIONAL COUNCIL ON DISABILITY AFFAIRS

For general administration and support, and operations, as indicated hereunder P 80,307,000

New Appropriations, by Program/Projects

	Current Operating Expenditures			
	Personnel Services	Maintenance and Other Operating Expenses	Capital Outlays	Total
A. REGULAR PROGRAMS				
General Administration and Support	P 5,898,000	P 7,667,000	P	P 13,565,000
Operations	20,439,000	19,872,000	26,431,000	66,742,000
PERSONS WITH DISABILITY RIGHTS PROGRAM	20,439,000	19,872,000	26,431,000	66,742,000
TOTAL NEW APPROPRIATIONS	P 26,337,000	P 27,539,000	P 26,431,000	P 80,307,000

Special Provision(s)

1. **Reporting and Posting Requirements.** The National Council on Disability Affairs (NCDA) shall submit quarterly reports on its financial and physical accomplishments, within thirty (30) days after the end of every quarter, through the following:

- (a) URS or other electronic means for reports not covered by the URS; and
- (b) NCDA's website.

The NCDA shall send written notice when said reports have been submitted or posted on its website to the DBM, House of Representatives, Senate of the Philippines, House Committee on Appropriations, Senate Committee on Finance, and other offices where the submission of reports is required under existing laws, rules and regulations. The date of notice to said agencies shall be considered the date of compliance with this requirement.

2. **Appropriations for Activities or Projects.** The amounts appropriated herein shall be used specifically for the following activities or projects in the indicated amounts and conditions:

New Appropriations, by Programs/Activities/Projects

	Current Operating Expenditures			
	Personnel Services	Maintenance and Other Operating Expenses	Capital Outlays	Total
REGULAR PROGRAMS				
General Administration and Support				
General Management and Supervision	P 4,849,000	P 7,667,000	P	P 12,516,000
Administration of Personnel Benefits	1,049,000			1,049,000
Sub-total, General Administration and Support	5,898,000	7,667,000		13,565,000
Operations				
PERSONS WITH DISABILITY RIGHTS PROGRAM	20,439,000	19,872,000	26,431,000	66,742,000
Policy formulation and coordination for the implementation of plans and programs on the realization of the rights of person with disabilities to achieve the sustainable development goals by 2030	20,439,000	19,872,000	26,431,000	66,742,000
Sub-total, Operations	20,439,000	19,872,000	26,431,000	66,742,000
TOTAL NEW APPROPRIATIONS	P 26,337,000	P 27,539,000	P 26,431,000	P 80,307,000

New Appropriations, by Object of Expenditures
(In Thousand Pesos)

Current Operating Expenditures

Personnel Services

Civilian Personnel

Permanent Positions

Basic Salary	19,199
--------------	--------

Total Permanent Positions	19,199
---------------------------	--------

Other Compensation Common to All

Personnel Economic Relief Allowance	792
Representation Allowance	450
Transportation Allowance	450
Clothing and Uniform Allowance	198
Honoraria	46
Mid-Year Bonus - Civilian	1,600
Year End Bonus	1,600
Cash Gift	165
Productivity Enhancement Incentive	165
Step Increment	48

Total Other Compensation Common to All	5,514
--	-------

Other Compensation for Specific Groups

Anniversary Bonus - Civilian	99
------------------------------	----

Total Other Compensation for Specific Groups	99
--	----

Other Benefits

PAG-IBIG Contributions	40
PhilHealth Contributions	396
Employees Compensation Insurance Premiums	40
Terminal Leave	1,049

Total Other Benefits	1,525
----------------------	-------

Total Personnel Services	26,337
--------------------------	--------

Maintenance and Other Operating Expenses

Travelling Expenses	1,304
Training and Scholarship Expenses	2,500
Supplies and Materials Expenses	1,705
Utility Expenses	2,490
Communication Expenses	2,565
Confidential, Intelligence and Extraordinary Expenses	
Extraordinary and Miscellaneous Expenses	136
Professional Services	1,731
General Services	4,012

Repairs and Maintenance	1,150
Taxes, Insurance Premiums and Other Fees	330
Other Maintenance and Operating Expenses	
Printing and Publication Expenses	610
Representation Expenses	2,869
Transportation and Delivery Expenses	400
Subscription Expenses	3,312
Donations	2,000
Other Maintenance and Operating Expenses	425
Total Maintenance and Other Operating Expenses	27,539
Total Current Operating Expenditures	53,876
Capital Outlays	
Property, Plant and Equipment Outlay	
Machinery and Equipment Outlay	26,431
Total Capital Outlays	26,431
TOTAL NEW APPROPRIATIONS	80,307

H. PRESIDENTIAL COMMISSION FOR THE URBAN POOR

For general administration and support, and operations, as indicated hereunder P 183,452,000

New Appropriations, by Program

	Current Operating Expenditures			Total
	Personnel Services	Maintenance and Other Operating Expenses	Capital Outlays	
A. REGULAR PROGRAMS				
General Administration and Support	P 30,785,000	P 31,849,000	P	62,634,000
Operations	63,883,000	56,935,000		120,818,000
URBAN POOR COORDINATION AND SUPPORT PROGRAM	63,883,000	56,935,000		120,818,000
TOTAL NEW APPROPRIATIONS	P 94,668,000	P 88,784,000	P	183,452,000

Special Provision(s)

1. **Reporting and Posting Requirements.** The Presidential Commission for the Urban Poor (PCUP) shall submit quarterly reports on its financial and physical accomplishments, within thirty (30) days after the end of every quarter, through the following:

- URS or other electronic means for reports not covered by the URS; and
- PCUP's website.

The PCUP shall send written notice when said reports have been submitted or posted on its website to the DBM, House of Representatives, Senate of the Philippines, House Committee on Appropriations, Senate Committee on Finance, and other offices where the submission of reports is required under existing laws, rules and regulations. The date of notice to said agencies shall be considered the date of compliance with this requirement.

2. **Appropriations for Activities or Projects.** The amounts appropriated herein shall be used specifically for the following activities or projects in the indicated amounts and conditions:

New Appropriations, by Programs/Activities/Projects

	Current Operating Expenditures			
	Personnel Services	Maintenance and Other Operating Expenses	Capital Outlays	Total
REGULAR PROGRAMS				
General Administration and Support				
General Management and Supervision	P 30,358,000	P 31,849,000		P 62,207,000
Administration of Personnel Benefits	427,000			427,000
Sub-total, General Administration and Support	30,785,000	31,849,000		62,634,000
Operations				
URBAN POOR COORDINATION AND SUPPORT PROGRAM	63,883,000	56,935,000		120,818,000
Coordination and Monitoring of Programs and projects for the urban poor	63,883,000	56,935,000		120,818,000
Sub-total, Operations	63,883,000	56,935,000		120,818,000
TOTAL NEW APPROPRIATIONS	P 94,668,000	P 88,784,000		P 183,452,000

New Appropriations, by Object of Expenditures
(In Thousand Pesos)

Current Operating Expenditures

Personnel Services

Civilian Personnel

Permanent Positions

Basic Salary

71,324

Total Permanent Positions

71,324

Other Compensation Common to All

Personnel Economic Relief Allowance

3,624

Representation Allowance

696

Transportation Allowance

696

Clothing and Uniform Allowance

906

Mid-Year Bonus - Civilian

5,943

Year End Bonus

5,943

Cash Gift

755

Productivity Enhancement Incentive

755

Step Increment

178

Total Other Compensation Common to All

19,496

Other Benefits	
PAG-IBIG Contributions	181
PhilHealth Contributions	1,525
Employees Compensation Insurance Premiums	181
Loyalty Award - Civilian	90
Terminal Leave	427
	<hr/>
Total Other Benefits	2,404
	<hr/>
Non-Permanent Positions	1,444
	<hr/>
Total Personnel Services	94,668
	<hr/>
Maintenance and Other Operating Expenses	
Travelling Expenses	12,000
Training and Scholarship Expenses	32,400
Supplies and Materials Expenses	5,100
Utility Expenses	3,200
Communication Expenses	3,050
Confidential, Intelligence and Extraordinary Expenses	
Extraordinary and Miscellaneous Expenses	660
Professional Services	8,600
General Services	6,792
Repairs and Maintenance	1,340
Taxes, Insurance Premiums and Other Fees	500
Other Maintenance and Operating Expenses	
Printing and Publication Expenses	200
Representation Expenses	400
Rent/Lease Expenses	9,709
Subscription Expenses	4,833
	<hr/>
Total Maintenance and Other Operating Expenses	88,784
	<hr/>
Total Current Operating Expenditures	183,452
	<hr/>
TOTAL NEW APPROPRIATIONS	183,452
	<hr/>

GENERAL SUMMARY
DEPARTMENT OF SOCIAL WELFARE AND DEVELOPMENT

	Current Operating Expenditures			
	Personnel Services	Maintenance and Other Operating Expenses	Capital Outlays	Total
A. OFFICE OF THE SECRETARY	P 10,343,893,000	P 184,485,438,000	P 1,688,073,000	P 196,517,404,000
B. COUNCIL FOR THE WELFARE OF CHILDREN	28,886,000	100,605,000	7,519,000	137,010,000
C. JUVENILE JUSTICE AND WELFARE COUNCIL	52,821,000	160,464,000	1,163,000	214,448,000
D. NATIONAL ANTI-POVERTY COMMISSION	70,423,000	206,905,000		277,328,000
E. NATIONAL AUTHORITY FOR CHILD CARE	76,799,000	324,809,000	32,445,000	434,053,000
F. NATIONAL COMMISSION ON INDIGENOUS PEOPLES	866,111,000	448,105,000	98,420,000	1,412,636,000
G. NATIONAL COUNCIL ON DISABILITY AFFAIRS	26,337,000	27,539,000	26,431,000	80,307,000
H. PRESIDENTIAL COMMISSION FOR THE URBAN POOR	<u>94,668,000</u>	<u>88,784,000</u>		<u>183,452,000</u>
TOTAL NEW APPROPRIATIONS, DEPARTMENT OF SOCIAL WELFARE AND DEVELOPMENT	P <u>11,559,938,000</u>	P <u>185,842,649,000</u>	P <u>1,854,051,000</u>	P <u>199,256,638,000</u>

XXIV. DEPARTMENT OF TOURISM**A. OFFICE OF THE SECRETARY**

For general administration and support, support to operations, and operations, including locally-funded project(s), as indicated hereunder P 3,407,181,000

New Appropriations, by Programs/Projects

		Current Operating Expenditures				
		Personnel Services	Maintenance and Other Operating Expenses	Financial Expenses	Capital Outlays	Total
A. REGULAR PROGRAMS						
General Administration and Support	P	357,888,000	P 469,615,000	P 1,010,000	P 30,500,000	P 859,013,000
Support to Operations		36,528,000	88,186,000			124,714,000
Operations		<u>190,630,000</u>	<u>960,240,000</u>	<u>1,570,000</u>		<u>1,152,440,000</u>
TOURISM POLICY FORMULATION AND PLANNING PROGRAM		113,857,000	149,104,000	50,000		263,011,000
TOURISM INDUSTRY TRAINING PROGRAM		11,630,000	140,584,000			152,214,000
STANDARDS DEVELOPMENT AND ENFORCEMENT PROGRAM		47,744,000	78,294,000	20,000		126,058,000
MARKET AND PRODUCT DEVELOPMENT PROGRAM		<u>17,399,000</u>	<u>592,258,000</u>	<u>1,500,000</u>		<u>611,157,000</u>
Total, Regular Programs		<u>585,046,000</u>	<u>1,518,041,000</u>	<u>2,580,000</u>	<u>30,500,000</u>	<u>2,136,167,000</u>
B. PROJECT(S)						
Locally-Funded Project(s)			<u>1,270,014,000</u>	<u>1,000,000</u>		<u>1,271,014,000</u>
Total, Project(s)			<u>1,270,014,000</u>	<u>1,000,000</u>		<u>1,271,014,000</u>
TOTAL NEW APPROPRIATIONS	P	<u>585,046,000</u>	P <u>2,788,055,000</u>	P <u>3,580,000</u>	P <u>30,500,000</u>	P <u>3,407,181,000</u>

Special Provision(s)

1. **Tourism Development Fund.** In addition to the amounts appropriated herein, Four Million Five Hundred Seventy Eight Thousand Pesos (P4,578,000) shall be used for the development, promotion, and marketing of tourism in the country sourced from accreditation, identification card, sticker and code fees, constituted into the Tourism Development Fund in accordance with Section 16 of R.A. No. 9593.

Release of funds shall be subject to the submission of a Special Budget pursuant to Section 35, Chapter 5, Book VI of E.O. No. 292, s. 1987.

2. **Trust Receipts from Income in Merchandising Operations.** The amount of Two Hundred Forty Three Million Seven Hundred Eighty Five Thousand Pesos (P243,785,000) sourced from the net profits of the merchandising operations of the Duty Free Philippines shall be used for tourism related projects and activities in accordance with E.O. No. 46, s. 1986. Said amount shall be deposited with the National Treasury and recorded as trust receipts in accordance with E.O. No. 338, s. 1996.

Disbursements or expenditures by the DOT in violation of the above requirements shall be void and shall subject the erring officials and employees to disciplinary actions in accordance with Section 43, Chapter 5, and Section 80, Chapter 7, Book VI of E.O. No. 292, and to appropriate criminal action under existing penal laws.

3. **Income and Unexpended Funds for Expositions and Similar Events.** All income and any unexpended funds in connection with government participation in expositions and other similar events shall be deposited with the National Treasury as income of the General Fund in accordance with Section 44, Chapter 5, Book VI of E.O. No. 292.

4. Branding Campaign Program. The amount of One Billion Two Hundred Seventy Million Fourteen Thousand Pesos (P1,270,014,000) appropriated herein under the Branding Campaign Program shall be used for the promotional campaign activities of the Department.

~~In no case shall the appropriations be utilized to change the tourism campaign slogan.~~ (DIRECT VETO- President's Veto Message, December 16, 2022, Volume I-B, page 785, R.A. No. 11936)

5. Traditional Art and Craft. The DOT shall include weaving, artisan crafts, and other Schools of Living Traditions in all its promotion, market and tourism development. The DOT shall coordinate with the National Museum of the Philippines and the National Commission for Culture and the Arts (NCCA) for the implementation of this provision.

6. Green Hotels. The DOT shall promote, as much as possible, ecotourism along with the greening of hotels and accommodation facilities, including activities on offsetting the carbon footprint of tourists, water and energy conservation, and ecological solid waste management.

7. Priority Areas for Tourism Promotion. The DOT shall prioritize areas for ecotourism, protected and biodiversity conservation areas, heritage tourism sites, and agro-tourism areas in its tourism promotion activities. In this regard, it shall coordinate with the concerned agencies of government, including, but not limited to, the NCCA, the Department of Environment and Natural Resources, and local government units, to implement this provision.

8. Reporting and Posting Requirements. The DOT shall submit quarterly reports on its financial and physical accomplishments, within thirty (30) days after the end of every quarter, through the following:

(a) Unified Reporting System (URS) and other electronic means for reports not covered by the URS; and

(b) DOT's website.

The DOT shall send written notice when said reports have been submitted or posted on its website to the DBM, House of Representatives, Senate of the Philippines, House Committee on Appropriations, Senate Committee on Finance, and other offices where the submission of reports is required under existing laws, rules and regulations. The date of notice to said agencies shall be considered the date of compliance with this requirement.

9. Appropriations for Activities or Projects. The amounts appropriated herein shall be used specifically for the following activities or projects in the indicated amounts and conditions:

New Appropriations, by Programs/Activities/Projects

	Current Operating Expenditures				
	Personnel Services	Maintenance and Other Operating Expenses	Financial Expenses	Capital Outlays	Total
REGULAR PROGRAMS					
General Administration and Support					
General Management and Supervision	P 197,284,000	P 302,302,000	P 10,000	P 30,500,000	P 530,096,000
National Capital Region (NCR)	139,654,000	210,881,000	10,000		350,545,000
Central Office	135,388,000	200,735,000	10,000		336,133,000
Regional Office - NCR	4,266,000	10,146,000			14,412,000
Region I - Ilocos	4,443,000	4,933,000			9,376,000
Regional Office - I	4,443,000	4,933,000			9,376,000
Cordillera Administrative Region (CAR)	3,893,000	3,318,000			7,211,000
Regional Office - CAR	3,893,000	3,318,000			7,211,000
Region II - Cagayan Valley	5,333,000	2,032,000		10,000,000	17,365,000
Regional Office - II	5,333,000	2,032,000		10,000,000	17,365,000
Region III - Central Luzon	4,526,000	7,538,000			12,064,000
Regional Office - III	4,526,000	7,538,000			12,064,000

Region IVA - CALABARZON	<u>1,196,000</u>	<u>6,919,000</u>		<u>8,115,000</u>
Regional Office - IVA	1,196,000	6,919,000		8,115,000
Region IVB - MIMAROPA	<u>4,233,000</u>	<u>15,251,000</u>		<u>19,484,000</u>
Regional Office - IVB	4,233,000	15,251,000		19,484,000
Region V - Bicol	<u>4,432,000</u>	<u>3,580,000</u>		<u>8,012,000</u>
Regional Office - V	4,432,000	3,580,000		8,012,000
Region VI - Western Visayas	<u>3,665,000</u>	<u>6,653,000</u>		<u>10,318,000</u>
Regional Office - VI	3,665,000	6,653,000		10,318,000
Region VII - Central Visayas	<u>3,756,000</u>	<u>7,252,000</u>		<u>11,008,000</u>
Regional Office - VII	3,756,000	7,252,000		11,008,000
Region VIII - Eastern Visayas	<u>4,687,000</u>	<u>2,773,000</u>	<u>20,500,000</u>	<u>27,960,000</u>
Regional Office - VIII	4,687,000	2,773,000	20,500,000	27,960,000
Region IX - Zamboanga Peninsula	<u>4,135,000</u>	<u>8,081,000</u>		<u>12,216,000</u>
Regional Office - IX	4,135,000	8,081,000		12,216,000
Region X - Northern Mindanao	<u>3,670,000</u>	<u>5,944,000</u>		<u>9,614,000</u>
Regional Office - X	3,670,000	5,944,000		9,614,000
Region XI - Davao	<u>3,897,000</u>	<u>6,550,000</u>		<u>10,447,000</u>
Regional Office - XI	3,897,000	6,550,000		10,447,000
Region XII - SOCCSKSARGEN	<u>1,523,000</u>	<u>6,861,000</u>		<u>8,384,000</u>
Regional Office - XII	1,523,000	6,861,000		8,384,000
Region XIII - Caraga	<u>4,241,000</u>	<u>3,736,000</u>		<u>7,977,000</u>
Regional Office - XIII	4,241,000	3,736,000		7,977,000
Human Resource and Development		<u>5,223,000</u>		<u>5,223,000</u>
National Capital Region (NCR)		<u>5,223,000</u>		<u>5,223,000</u>
Central Office		5,223,000		5,223,000
Administration of Personnel Benefits	<u>4,076,000</u>			<u>4,076,000</u>
National Capital Region (NCR)	<u>4,076,000</u>			<u>4,076,000</u>
Central Office	4,076,000			4,076,000
Maintenance of Foreign Offices	<u>156,528,000</u>	<u>162,090,000</u>	<u>1,000,000</u>	<u>319,618,000</u>

National Capital Region (NCR)	156,528,000	162,090,000	1,000,000	319,618,000
Central Office	156,528,000	162,090,000	1,000,000	319,618,000
Sub-total, General Administration and Support	357,888,000	469,615,000	1,010,000	859,013,000
Support to Operations				
Media and Communication Service	11,672,000	7,819,000		19,491,000
National Capital Region (NCR)	11,672,000	7,819,000		19,491,000
Central Office	11,672,000	7,819,000		19,491,000
Legal Services	11,870,000	3,676,000		15,546,000
National Capital Region (NCR)	11,870,000	3,676,000		15,546,000
Central Office	11,870,000	3,676,000		15,546,000
Legislation, Policy Coordination and Special Concerns	12,986,000	76,241,000		89,227,000
National Capital Region (NCR)	12,986,000	76,241,000		89,227,000
Central Office	12,986,000	76,241,000		89,227,000
Resource Generation Services		450,000		450,000
National Capital Region (NCR)		450,000		450,000
Central Office		450,000		450,000
Sub-total, Support to Operations	36,528,000	88,186,000		124,714,000
Operations				
TOURISM POLICY FORMULATION AND PLANNING PROGRAM	113,857,000	149,104,000	50,000	263,011,000
Tourism Planning	113,857,000	149,104,000	50,000	263,011,000
National Capital Region (NCR)	32,056,000	112,871,000	50,000	144,977,000
Central Office	26,037,000	109,849,000	50,000	135,936,000
Regional Office - NCR	6,019,000	3,022,000		9,041,000
Region I - Ilocos	2,770,000	967,000		3,737,000
Regional Office - I	2,770,000	967,000		3,737,000
Cordillera Administrative Region (CAR)	4,545,000	1,544,000		6,089,000
Regional Office - CAR	4,545,000	1,544,000		6,089,000
Region II - Cagayan Valley	5,148,000	562,000		5,710,000
Regional Office - II	5,148,000	562,000		5,710,000

Region III - Central Luzon	<u>5,386,000</u>	<u>1,049,000</u>	<u>6,435,000</u>
Regional Office - III	5,386,000	1,049,000	6,435,000
Region IVA - CALABARZON	<u>9,324,000</u>	<u>1,185,000</u>	<u>10,509,000</u>
Regional Office - IVA	9,324,000	1,185,000	10,509,000
Region IVB - MIMAROPA	<u>10,298,000</u>	<u>1,025,000</u>	<u>11,323,000</u>
Regional Office - IVB	10,298,000	1,025,000	11,323,000
Region V - Bicol	<u>6,044,000</u>	<u>1,561,000</u>	<u>7,605,000</u>
Regional Office - V	6,044,000	1,561,000	7,605,000
Region VI - Western Visayas	<u>4,497,000</u>	<u>7,283,000</u>	<u>11,780,000</u>
Regional Office - VI	4,497,000	7,283,000	11,780,000
Region VII - Central Visayas	<u>5,514,000</u>	<u>1,106,000</u>	<u>6,620,000</u>
Regional Office - VII	5,514,000	1,106,000	6,620,000
Region VIII - Eastern Visayas	<u>4,182,000</u>	<u>2,113,000</u>	<u>6,295,000</u>
Regional Office - VIII	4,182,000	2,113,000	6,295,000
Region IX - Zamboanga Peninsula	<u>4,568,000</u>	<u>2,663,000</u>	<u>7,231,000</u>
Regional Office - IX	4,568,000	2,663,000	7,231,000
Region X - Northern Mindanao	<u>3,795,000</u>	<u>239,000</u>	<u>4,034,000</u>
Regional Office - X	3,795,000	239,000	4,034,000
Region XI - Davao	<u>2,780,000</u>	<u>2,661,000</u>	<u>5,441,000</u>
Regional Office - XI	2,780,000	2,661,000	5,441,000
Region XII - SOCCSKSARGEN	<u>6,447,000</u>	<u>4,451,000</u>	<u>10,898,000</u>
Regional Office - XII	6,447,000	4,451,000	10,898,000
Region XIII - Caraga	<u>6,503,000</u>	<u>7,824,000</u>	<u>14,327,000</u>
Regional Office - XIII	6,503,000	7,824,000	14,327,000
TOURISM INDUSTRY TRAINING PROGRAM	<u>11,630,000</u>	<u>140,584,000</u>	<u>152,214,000</u>
Tourism Industry Training	11,630,000	140,584,000	152,214,000
National Capital Region (NCR)	<u>11,630,000</u>	<u>116,997,000</u>	<u>128,627,000</u>
Central Office	11,630,000	116,049,000	127,679,000
Regional Office - NCR		948,000	948,000

Region I - Ilocos	<u>1,679,000</u>	<u>1,679,000</u>
Regional Office - I	1,679,000	1,679,000
Cordillera Administrative Region (CAR)	<u>2,003,000</u>	<u>2,003,000</u>
Regional Office - CAR	2,003,000	2,003,000
Region II - Cagayan Valley	<u>734,000</u>	<u>734,000</u>
Regional Office - II	734,000	734,000
Region III - Central Luzon	<u>2,693,000</u>	<u>2,693,000</u>
Regional Office - III	2,693,000	2,693,000
Region IVA - CALABARZON	<u>2,417,000</u>	<u>2,417,000</u>
Regional Office - IVA	2,417,000	2,417,000
Region IVB - MIMAROPA	<u>572,000</u>	<u>572,000</u>
Regional Office - IVB	572,000	572,000
Region V - Bicol	<u>1,019,000</u>	<u>1,019,000</u>
Regional Office - V	1,019,000	1,019,000
Region VI - Western Visayas	<u>2,200,000</u>	<u>2,200,000</u>
Regional Office - VI	2,200,000	2,200,000
Region VII - Central Visayas	<u>1,764,000</u>	<u>1,764,000</u>
Regional Office - VII	1,764,000	1,764,000
Region VIII - Eastern Visayas	<u>683,000</u>	<u>683,000</u>
Regional Office - VIII	683,000	683,000
Region IX - Zamboanga Peninsula	<u>2,177,000</u>	<u>2,177,000</u>
Regional Office - IX	2,177,000	2,177,000
Region X - Northern Mindanao	<u>888,000</u>	<u>888,000</u>
Regional Office - X	888,000	888,000
Region XI - Davao	<u>2,242,000</u>	<u>2,242,000</u>
Regional Office - XI	2,242,000	2,242,000
Region XII - SOCCSKSARGEN	<u>832,000</u>	<u>832,000</u>
Regional Office - XII	832,000	832,000
Region XIII - Caraga	<u>1,684,000</u>	<u>1,684,000</u>

STANDARDS DEVELOPMENT AND ENFORCEMENT PROGRAM	<u>47,744,000</u>	<u>78,294,000</u>	<u>20,000</u>	<u>126,058,000</u>
Tourism Standards Development, Regulation and Accreditation, Monitoring and Enforcement	<u>44,995,000</u>	<u>73,158,000</u>	<u>20,000</u>	<u>118,173,000</u>
National Capital Region (NCR)	<u>20,515,000</u>	<u>43,277,000</u>	<u>20,000</u>	<u>63,812,000</u>
Central Office	13,952,000	42,365,000	20,000	56,337,000
Regional Office - NCR	6,563,000	912,000		7,475,000
Region I - Ilocos	<u>5,470,000</u>	<u>1,135,000</u>		<u>6,605,000</u>
Regional Office - I	5,470,000	1,135,000		6,605,000
Cordillera Administrative Region (CAR)		<u>1,441,000</u>		<u>1,441,000</u>
Regional Office - CAR		1,441,000		1,441,000
Region II - Cagayan Valley		<u>1,184,000</u>		<u>1,184,000</u>
Regional Office - II		1,184,000		1,184,000
Region III - Central Luzon	<u>4,946,000</u>	<u>2,033,000</u>		<u>6,979,000</u>
Regional Office - III	4,946,000	2,033,000		6,979,000
Region IVA - CALABARZON		<u>2,399,000</u>		<u>2,399,000</u>
Regional Office - IVA		2,399,000		2,399,000
Region IVB - MIMAROPA	<u>428,000</u>	<u>1,721,000</u>		<u>2,149,000</u>
Regional Office - IVB	428,000	1,721,000		2,149,000
Region V - Bicol		<u>1,769,000</u>		<u>1,769,000</u>
Regional Office - V		1,769,000		1,769,000
Region VI - Western Visayas	<u>3,558,000</u>	<u>5,681,000</u>		<u>9,239,000</u>
Regional Office - VI	3,558,000	5,681,000		9,239,000
Region VII - Central Visayas	<u>5,437,000</u>	<u>4,758,000</u>		<u>10,195,000</u>
Regional Office - VII	5,437,000	4,758,000		10,195,000
Region VIII - Eastern Visayas		<u>528,000</u>		<u>528,000</u>
Regional Office - VIII		528,000		528,000
Region IX - Zamboanga Peninsula		<u>2,412,000</u>		<u>2,412,000</u>
Regional Office - IX		2,412,000		2,412,000

Region X - Northern Mindanao		<u>438,000</u>		<u>438,000</u>
Regional Office - X		438,000		438,000
Region XI - Davao	<u>4,641,000</u>	<u>1,601,000</u>		<u>6,242,000</u>
Regional Office - XI	4,641,000	1,601,000		6,242,000
Region XII - SOCCSKSARGEN		<u>1,000,000</u>		<u>1,000,000</u>
Regional Office - XII		1,000,000		1,000,000
Region XIII - Caraga		<u>1,781,000</u>		<u>1,781,000</u>
Regional Office - XIII		1,781,000		1,781,000
Projects and Investments Evaluation	<u>2,749,000</u>	<u>5,136,000</u>		<u>7,885,000</u>
National Capital Region (NCR)	<u>2,749,000</u>	<u>5,136,000</u>		<u>7,885,000</u>
Central Office	2,749,000	5,136,000		7,885,000
MARKET AND PRODUCT DEVELOPMENT PROGRAM	<u>17,399,000</u>	<u>592,258,000</u>	<u>1,500,000</u>	<u>611,157,000</u>
Market and Product Development	<u>17,399,000</u>	<u>592,258,000</u>	<u>1,500,000</u>	<u>611,157,000</u>
National Capital Region (NCR)	<u>17,399,000</u>	<u>354,324,000</u>	<u>1,500,000</u>	<u>373,223,000</u>
Central Office	17,399,000	342,536,000	1,500,000	361,435,000
Regional Office - NCR		11,788,000		11,788,000
Region I - Ilocos		<u>19,668,000</u>		<u>19,668,000</u>
Regional Office - I		19,668,000		19,668,000
Cordillera Administrative Region (CAR)		<u>20,256,000</u>		<u>20,256,000</u>
Regional Office - CAR		20,256,000		20,256,000
Region II - Cagayan Valley		<u>17,965,000</u>		<u>17,965,000</u>
Regional Office - II		17,965,000		17,965,000
Region III - Central Luzon		<u>12,542,000</u>		<u>12,542,000</u>
Regional Office - III		12,542,000		12,542,000
Region IVA - CALABARZON		<u>15,366,000</u>		<u>15,366,000</u>
Regional Office - IVA		15,366,000		15,366,000
Region IVB - MIMAROPA		<u>8,856,000</u>		<u>8,856,000</u>
Regional Office - IVB		8,856,000		8,856,000

Region V - Bicol		<u>16,627,000</u>			<u>16,627,000</u>					
Regional Office - V		16,627,000			16,627,000					
Region VI - Western Visayas		<u>20,958,000</u>			<u>20,958,000</u>					
Regional Office - VI		20,958,000			20,958,000					
Region VII - Central Visayas		<u>19,249,000</u>			<u>19,249,000</u>					
Regional Office - VII		19,249,000			19,249,000					
Region VIII - Eastern Visayas		<u>18,474,000</u>			<u>18,474,000</u>					
Regional Office - VIII		18,474,000			18,474,000					
Region IX - Zamboanga Peninsula		<u>12,410,000</u>			<u>12,410,000</u>					
Regional Office - IX		12,410,000			12,410,000					
Region X - Northern Mindanao		<u>17,782,000</u>			<u>17,782,000</u>					
Regional Office - X		17,782,000			17,782,000					
Region XI - Davao		<u>17,562,000</u>			<u>17,562,000</u>					
Regional Office - XI		17,562,000			17,562,000					
Region XII - SOCCSKSARGEN		<u>11,906,000</u>			<u>11,906,000</u>					
Regional Office - XII		11,906,000			11,906,000					
Region XIII - Caraga		<u>8,313,000</u>			<u>8,313,000</u>					
Regional Office - XIII		8,313,000			8,313,000					
Sub-total, Operations	<u>190,630,000</u>	<u>960,240,000</u>	<u>1,570,000</u>		<u>1,152,440,000</u>					
Total, Regular Programs	<u>585,046,000</u>	<u>1,518,041,000</u>	<u>2,580,000</u>	<u>30,500,000</u>	<u>2,136,167,000</u>					
OBJECT(S)										
Locally-Funded Project(s)										
Branding Campaign Program		<u>1,270,014,000</u>	<u>1,000,000</u>		<u>1,271,014,000</u>					
National Capital Region (NCR)		<u>1,270,014,000</u>	<u>1,000,000</u>		<u>1,271,014,000</u>					
Central Office		<u>1,270,014,000</u>	<u>1,000,000</u>		<u>1,271,014,000</u>					
Sub-total, Locally-Funded Project(s)		<u>1,270,014,000</u>	<u>1,000,000</u>		<u>1,271,014,000</u>					
Total, Project(s)		<u>1,270,014,000</u>	<u>1,000,000</u>		<u>1,271,014,000</u>					
TOTAL NEW APPROPRIATIONS	P	<u>585,046,000</u>	P	<u>2,788,055,000</u>	P	<u>3,580,000</u>	P	<u>30,500,000</u>	P	<u>3,407,181,000</u>

New Appropriations, by Object of Expenditures
(In Thousand Pesos)

Current Operating Expenditures

Personnel Services

Civilian Personnel

Permanent Positions

Basic Salary	338,520
--------------	---------

Total Permanent Positions	338,520
---------------------------	---------

Other Compensation Common to All

Personnel Economic Relief Allowance	13,416
-------------------------------------	--------

Representation Allowance	6,636
--------------------------	-------

Transportation Allowance	5,976
--------------------------	-------

Clothing and Uniform Allowance	3,354
--------------------------------	-------

Mid-Year Bonus - Civilian	28,214
---------------------------	--------

Year End Bonus	28,214
----------------	--------

Cash Gift	2,795
-----------	-------

Productivity Enhancement Incentive	2,795
------------------------------------	-------

Step Increment	847
----------------	-----

Total Other Compensation Common to All	92,247
--	--------

Other Compensation for Specific Groups

Overseas Allowance	136,539
--------------------	---------

Total Other Compensation for Specific Groups	136,539
--	---------

Other Benefits

PAG-IBIG Contributions	671
------------------------	-----

PhilHealth Contributions	6,907
--------------------------	-------

Employees Compensation Insurance Premiums	671
---	-----

Loyalty Award - Civilian	475
--------------------------	-----

Terminal Leave	4,076
----------------	-------

Total Other Benefits	12,800
----------------------	--------

Non-Permanent Positions	4,940
-------------------------	-------

Total Personnel Services	585,046
--------------------------	---------

Maintenance and Other Operating Expenses

Travelling Expenses	130,935
---------------------	---------

Training and Scholarship Expenses	113,133
-----------------------------------	---------

Supplies and Materials Expenses	95,495
---------------------------------	--------

Utility Expenses	20,673
------------------	--------

Communication Expenses	42,564
------------------------	--------

Awards/Rewards and Prizes	3,453
---------------------------	-------

Confidential, Intelligence and Extraordinary Expenses	
---	--

Extraordinary and Miscellaneous Expenses	6,743
Professional Services	381,871
General Services	37,145
Repairs and Maintenance	7,710
Financial Assistance/Subsidy	6,485
Taxes, Insurance Premiums and Other Fees	3,757
Other Maintenance and Operating Expenses	
Advertising Expenses	1,445,307
Printing and Publication Expenses	19,763
Representation Expenses	175,095
Transportation and Delivery Expenses	4,113
Rent/Lease Expenses	259,872
Membership Dues and Contributions to Organizations	276
Subscription Expenses	28,541
Donations	2,140
Other Maintenance and Operating Expenses	2,984
Total Maintenance and Other Operating Expenses	2,788,055
Financial Expenses	
Bank Charges	3,580
Total Financial Expenses	3,580
Total Current Operating Expenditures	3,376,681
Capital Outlays	
Property, Plant and Equipment Outlay	
Buildings and Other Structures	23,129
Machinery and Equipment Outlay	4,000
Transportation Equipment Outlay	2,500
Furniture, Fixtures and Books Outlay	871
Total Capital Outlays	30,500
TOTAL NEW APPROPRIATIONS	3,407,181

B. INTRAMUROS ADMINISTRATION

For general administration and support, support to operations, and operations, as indicated hereunder P 91,730,000

New Appropriations, by Programs/Projects

	Current Operating Expenditures			
	Personnel Services	Maintenance and Other Operating Expenses	Capital Outlays	Total
A. REGULAR PROGRAMS				
General Administration and Support	P 15,527,000	P 5,515,000	P	21,042,000
Support to Operations	4,501,000	1,729,000		6,230,000

Operations	<u>17,091,000</u>	<u>15,367,000</u>	<u>32,000,000</u>	<u>64,458,000</u>
INTRAMUROS PROPERTY CONSERVATION AND DEVELOPMENT PROGRAM	4,611,000	10,613,000	32,000,000	47,224,000
INTRAMUROS COMMERCIAL PROPERTY LEASING PROGRAM	3,360,000	181,000		3,541,000
INTRAMUROS TOURISM PROMOTIONS PROGRAM	3,212,000	1,316,000		4,528,000
INTRAMUROS REGULATORY PROGRAM	<u>5,908,000</u>	<u>3,257,000</u>		<u>9,165,000</u>
TOTAL NEW APPROPRIATIONS	P <u>37,119,000</u>	P <u>22,611,000</u>	P <u>32,000,000</u>	P <u>91,730,000</u>

Special Provision(s)

1. **Revolving Fund for the Operations of Intramuros Administration.** The revolving fund constituted from the revenues generated from operations and commercial transactions of the Intramuros Administration (IA) shall be used for expenses incurred in such commercial operations, including minor repairs of buildings and other structures and facilities used directly in its commercial operations, subject to the provisions of P.D. No. 1616, and N.B.C. No. 377 dated August 27, 1984.

Disbursements or expenditures by the IA in violation of the above requirement shall be void and shall subject the erring officials and employees to disciplinary actions in accordance with Section 43, Chapter 5, and Section 80, Chapter 7, Book VI of E.O. No. 292, and to appropriate criminal action under existing penal laws.

2. **Reporting and Posting Requirements.** The IA shall submit quarterly reports on its financial and physical accomplishments, within thirty (30) days after the end of every quarter, through the following:

- (a) URS or other electronic means for reports not covered by the URS; and
- (b) IA's website.

The IA shall send written notice when said reports have been submitted or posted on its website to the DBM, House of Representatives, Senate of the Philippines, House Committee on Appropriations, Senate Committee on Finance, and other offices where the submission of reports is required under existing laws, rules and regulations. The date of notice to said agencies shall be considered the date of compliance with this requirement.

3. **Appropriations for Activities or Projects.** The amounts appropriated herein shall be used specifically for the following activities or projects in the indicated amounts and conditions:

New Appropriations, by Programs/Activities/Projects

	Current Operating Expenditures			
	Personnel Services	Maintenance and Other Operating Expenses	Capital Outlays	Total
REGULAR PROGRAMS				
General Administration and Support				
General Management and Supervision	P 15,102,000	P 5,515,000	P	20,617,000
Administration of Personnel Benefits	<u>425,000</u>			<u>425,000</u>
Sub-total, General Administration and Support	<u>15,527,000</u>	<u>5,515,000</u>		<u>21,042,000</u>
Support to Operations				
Planning	<u>4,501,000</u>	<u>1,729,000</u>		<u>6,230,000</u>
Sub-total, Support to Operations	<u>4,501,000</u>	<u>1,729,000</u>		<u>6,230,000</u>
Operations				
INTRAMUROS PROPERTY CONSERVATION AND DEVELOPMENT PROGRAM	<u>4,611,000</u>	<u>10,613,000</u>	<u>32,000,000</u>	<u>47,224,000</u>
Cultural properties conservation	4,611,000	10,613,000	32,000,000	47,224,000

INTRAMUROS COMMERCIAL PROPERTY LEASING PROGRAM	<u>3,360,000</u>	<u>181,000</u>		<u>3,541,000</u>
Business Management	3,360,000	181,000		3,541,000
INTRAMUROS TOURISM PROMOTIONS PROGRAM	<u>3,212,000</u>	<u>1,316,000</u>		<u>4,528,000</u>
Tourism marketing and promotions	3,212,000	1,316,000		4,528,000
INTRAMUROS REGULATORY PROGRAM	<u>5,908,000</u>	<u>3,257,000</u>		<u>9,165,000</u>
Urban Planning and Community Development	5,908,000	3,257,000		9,165,000
Sub-total, Operations	<u>17,091,000</u>	<u>15,367,000</u>	<u>32,000,000</u>	<u>64,458,000</u>
TOTAL NEW APPROPRIATIONS	P <u>37,119,000</u>	P <u>22,611,000</u>	P <u>32,000,000</u>	P <u>91,730,000</u>

New Appropriations, by Object of Expenditures
(In Thousand Pesos)

Current Operating Expenditures

Personnel Services

Civilian Personnel

Permanent Positions

Basic Salary	<u>28,012</u>
--------------	---------------

Total Permanent Positions	<u>28,012</u>
---------------------------	---------------

Other Compensation Common to All

Personnel Economic Relief Allowance	1,296
Representation Allowance	432
Transportation Allowance	432
Clothing and Uniform Allowance	324
Mid-Year Bonus - Civilian	2,335
Year End Bonus	2,335
Cash Gift	270
Per Diems	144
Productivity Enhancement Incentive	270
Step Increment	<u>70</u>

Total Other Compensation Common to All	<u>7,908</u>
--	--------------

Other Benefits

PAG-IBIG Contributions	65
PhilHealth Contributions	599
Employees Compensation Insurance Premiums	65
Loyalty Award - Civilian	45
Terminal Leave	<u>425</u>

Total Other Benefits	<u>1,199</u>
----------------------	--------------

Total Personnel Services	<u>37,119</u>
--------------------------	---------------

Maintenance and Other Operating Expenses

Travelling Expenses	730
Training and Scholarship Expenses	811
Supplies and Materials Expenses	2,657
Utility Expenses	3,549
Communication Expenses	1,061
Confidential, Intelligence and Extraordinary Expenses	
Extraordinary and Miscellaneous Expenses	198
Professional Services	6,440
General Services	2,200
Repairs and Maintenance	3,570
Taxes, Insurance Premiums and Other Fees	275
Other Maintenance and Operating Expenses	
Advertising Expenses	510
Printing and Publication Expenses	60
Representation Expenses	250
Rent/Lease Expenses	200
Subscription Expenses	100

Total Maintenance and Other Operating Expenses 22,611

Total Current Operating Expenditures 59,730

Capital Outlays

Property, Plant and Equipment Outlay	
Machinery and Equipment Outlay	32,000

Total Capital Outlays 32,000

TOTAL NEW APPROPRIATIONS 91,730

C. NATIONAL PARKS DEVELOPMENT COMMITTEE

For general administration and support, and operations, as indicated hereunder P 223,543,000

New Appropriations, by Programs/Projects

	<u>Current Operating Expenditures</u>			
	<u>Personnel Services</u>	<u>Maintenance and Other Operating Expenses</u>	<u>Capital Outlays</u>	<u>Total</u>
A. REGULAR PROGRAMS				
General Administration and Support	P 29,429,000	P 10,845,000	P	P 40,274,000
Operations	<u>35,489,000</u>	<u>125,142,000</u>	<u>22,638,000</u>	<u>183,269,000</u>
PARKS MANAGEMENT PROGRAM	28,305,000	109,362,000	22,638,000	160,305,000
CULTURAL AND EVENTS PROGRAM	<u>7,184,000</u>	<u>15,780,000</u>		<u>22,964,000</u>
TOTAL NEW APPROPRIATIONS	P <u><u>64,918,000</u></u>	P <u><u>135,987,000</u></u>	P <u><u>22,638,000</u></u>	P <u><u>223,543,000</u></u>

Special Provision(s)

1. **Reporting and Posting Requirements.** The National Parks Development Committee (NPDC) shall submit quarterly reports on its financial and physical accomplishments, within thirty (30) days after the end of every quarter, through the following:

- (a) URS or other electronic means for reports not covered by the URS; and
- (b) NPDC's website.

The NPDC shall send written notice when said reports have been submitted or posted on its website to the DBM, House of Representatives, Senate of the Philippines, House Committee on Appropriations, Senate Committee on Finance, and other offices where the submission of reports is required under existing laws, rules and regulations. The date of notice to said agencies shall be considered the date of compliance with this requirement.

2. **Appropriations for Activities or Projects.** The amounts appropriated herein shall be used specifically for the following activities or projects in the indicated amounts and conditions:

New Appropriations, by Programs/Activities/Projects

	<u>Current Operating Expenditures</u>			
	<u>Personnel Services</u>	<u>Maintenance and Other Operating Expenses</u>	<u>Capital Outlays</u>	<u>Total</u>
REGULAR PROGRAMS				
General Administration and Support				
General Management and Supervision	P 28,441,000	P 10,845,000	P	39,286,000
Administration of Personnel Benefits	988,000			988,000
Sub-total, General Administration and Support	29,429,000	10,845,000		40,274,000
Operations				
PARKS MANAGEMENT PROGRAM	28,305,000	109,362,000	22,638,000	160,305,000
Development, beautification, preservation and maintenance of the Rizal Park and satellite parks	28,305,000	80,892,000	22,638,000	131,835,000
Provision of park security services		28,470,000		28,470,000
CULTURAL AND EVENTS PROGRAM	7,184,000	15,780,000		22,964,000
Promotion of arts and cultural activities in the parks	7,184,000	15,780,000		22,964,000
Sub-total, Operations	35,489,000	125,142,000	22,638,000	183,269,000
TOTAL NEW APPROPRIATIONS	P 64,918,000	P 135,987,000	P 22,638,000	P 223,543,000

New Appropriations, by Object of Expenditures
(In Thousand Pesos)

Current Operating Expenditures**Personnel Services****Civilian Personnel****Permanent Positions**

Basic Salary	47,623
Total Permanent Positions	47,623
Other Compensation Common to All	
Personnel Economic Relief Allowance	3,552
Representation Allowance	450
Transportation Allowance	450
Clothing and Uniform Allowance	888
Mid-Year Bonus - Civilian	3,969
Year End Bonus	3,969
Cash Gift	740
Productivity Enhancement Incentive	740
Step Increment	119
Total Other Compensation Common to All	14,877
Other Benefits	
PAG-IBIG Contributions	177
PhilHealth Contributions	1,041
Employees Compensation Insurance Premiums	177
Loyalty Award - Civilian	35
Terminal Leave	988
Total Other Benefits	2,418
Total Personnel Services	64,918
Maintenance and Other Operating Expenses	
Travelling Expenses	611
Training and Scholarship Expenses	1,468
Supplies and Materials Expenses	11,140
Utility Expenses	27,300
Communication Expenses	1,657
Confidential, Intelligence and Extraordinary Expenses	
Extraordinary and Miscellaneous Expenses	300
Professional Services	11,603
General Services	57,154
Repairs and Maintenance	21,194
Taxes, Insurance Premiums and Other Fees	1,141
Labor and Wages	150
Other Maintenance and Operating Expenses	
Advertising Expenses	60
Printing and Publication Expenses	200
Representation Expenses	1,236
Rent/Lease Expenses	300
Subscription Expenses	473
Total Maintenance and Other Operating Expenses	135,987
Total Current Operating Expenditures	200,905
Capital Outlays	
Property, Plant and Equipment Outlay	
Buildings and Other Structures	22,638

Total Capital Outlays	22,638
TOTAL NEW APPROPRIATIONS	223,543

D. PHILIPPINE COMMISSION ON SPORTS SCUBA DIVING

For general administration and support, as indicated hereunder P 9,530,000

New Appropriations, by Programs/Projects

	<u>Personnel Expenses</u>	<u>Maintenance and Other Operating Expenses</u>	<u>Capital Outlays</u>	<u>Total</u>
A. REGULAR PROGRAMS				
General Administration and Support	P	<u>9,530,000</u>		P <u>9,530,000</u>
TOTAL NEW APPROPRIATIONS	P	<u>9,530,000</u>		P <u>9,530,000</u>

Special Provision(s)

1. **Reporting and Posting Requirements.** The Philippine Commission on Sports Scuba Diving (PCSSD) shall submit quarterly reports on its financial and physical accomplishments, within thirty (30) days after the end of every quarter, through the following:

- (a) URS and other electronic means for reports not covered by the URS; and
- (b) PCSSD's website.

The PCSSD shall send written notice when said reports have been submitted or posted on its website to the DBM, House of Representatives, Senate of the Philippines, House Committee on Appropriations, Senate Committee on Finance, and other offices where the submission of reports is required under existing laws, rules and regulations. The date of notice to said agencies shall be considered the date of compliance with this requirement.

2. **Appropriations for Activities or Projects.** The amounts appropriated herein shall be used specifically for the following activities or projects in the indicated amounts and conditions:

New Appropriations, by Programs/Activities/Projects

	<u>Personnel Services</u>	<u>Maintenance and Other Operating Expenses</u>	<u>Capital Outlays</u>	<u>Total</u>
REGULAR PROGRAMS				
General Administration and Support				
General Management and Supervision	P	<u>9,530,000</u>		P <u>9,530,000</u>
Sub-total, General Administration and Support		<u>9,530,000</u>		<u>9,530,000</u>
TOTAL NEW APPROPRIATIONS	P	<u>9,530,000</u>		P <u>9,530,000</u>

New Appropriations, by Object of Expenditures

(In Thousand Pesos)

Current Operating Expenditures

Maintenance and Other Operating Expenses

Travelling Expenses	200
Supplies and Materials Expenses	915

Communication Expenses	130
Confidential, Intelligence and Extraordinary Expenses	
Extraordinary and Miscellaneous Expenses	136
Professional Services	7,470
Repairs and Maintenance	150
Other Maintenance and Operating Expenses	
Printing and Publication Expenses	100
Rent/Lease Expenses	429
	<hr/>
Total Maintenance and Other Operating Expenses	9,530
	<hr/>
Total Current Operating Expenditures	9,530
	<hr/>
TOTAL NEW APPROPRIATIONS	9,530
	<hr/> <hr/>

GENERAL SUMMARY
DEPARTMENT OF TOURISM

		Current Operating Expenditures				
		Personnel Services	Maintenance and Other Operating Expenses	Financial Expenses	Capital Outlays	Total
A. OFFICE OF THE SECRETARY	P	585,046,000	P 2,788,055,000	P 3,580,000	P 30,500,000	P 3,407,181,000
B. INTRAMUROS ADMINISTRATION		37,119,000	22,611,000		32,000,000	91,730,000
C. NATIONAL PARKS DEVELOPMENT COMMITTEE		64,918,000	135,987,000		22,638,000	223,543,000
D. PHILIPPINE COMMISSION ON SPORTS SCUBA DIVING			9,530,000			9,530,000
TOTAL NEW APPROPRIATIONS, DEPARTMENT OF TOURISM	P	<u>687,083,000</u>	P <u>2,956,183,000</u>	P <u>3,580,000</u>	P <u>85,138,000</u>	P <u>3,731,984,000</u>

XXV. DEPARTMENT OF TRADE AND INDUSTRY**A. OFFICE OF THE SECRETARY**

For general administration and support, and operations, including locally-funded and foreign-assisted project(s), as indicated herunder P 5,001,950,000

New Appropriations, by Programs/Projects

Current Operating Expenditures					
	Personnel Services	Maintenance and Other Operating Expenses	Financial Expenses	Capital Outlays	Total
A. REGULAR PROGRAMS					
General Administration and Support	P 538,844,000	P 654,779,000	P	P	P 1,193,623,000
Operations	<u>1,549,809,000</u>	<u>1,011,669,000</u>	<u>4,970,000</u>		<u>2,566,448,000</u>
EXPORTS AND INVESTMENTS DEVELOPMENT PROGRAM	409,472,000	359,464,000	4,420,000		773,356,000
INDUSTRY DEVELOPMENT PROGRAM	267,664,000	261,729,000	550,000		529,943,000
MSME DEVELOPMENT PROGRAM	484,584,000	252,206,000			736,790,000
CONSUMER PROTECTION PROGRAM	369,389,000	74,187,000			443,576,000
CONSUMER EDUCATION AND ADVOCACY PROGRAM	<u>18,700,000</u>	<u>64,083,000</u>			<u>82,783,000</u>
Total, Regular Programs	<u>2,088,653,000</u>	<u>1,666,448,000</u>	<u>4,970,000</u>		<u>3,760,071,000</u>
B. PROJECT(S)					
Locally-Funded Project(s)		1,123,386,000		10,000,000	1,133,386,000
Foreign-Assisted Project(s)		<u>108,493,000</u>			<u>108,493,000</u>
Total, Project(s)		<u>1,231,879,000</u>		<u>10,000,000</u>	<u>1,241,879,000</u>
TOTAL NEW APPROPRIATIONS	P <u>2,088,653,000</u>	P <u>2,898,327,000</u>	P <u>4,970,000</u>	P <u>10,000,000</u>	P <u>5,001,950,000</u>

Special Provision(s)

1. **Micro, Small and Medium Enterprise Development Council Fund.** In addition to the amounts appropriated herein, Twenty One Million Three Hundred Twenty One Thousand Pesos (P21,321,000) shall be used for the development of the Micro, Small and Medium Enterprises (MSMEs) sector sourced from ninety percent (90%) of the total penalties collected by the BSP from lending institutions, constituted into the MSME Development Council Fund in accordance with Section 20 of R.A. No. 9501.

Release of funds shall be subject to the submission of a Special Budget pursuant to Section 35, Chapter 5, Book VI of E.O. No. 292, s. 1987.

2. **Remedies Fund.** In addition to the amounts appropriated herein, Two Million One Hundred Thousand Pesos (P2,100,000) shall be used for the implementation of remedies or safeguard measures for the protection of the domestic industries and producers from increased imports which cause or threaten to cause serious injury to the local industry, sourced from fifty percent (50%) of the revenues collected from fees, charges, and safeguard duties, constituted into the Remedies Fund in accordance with Section 34 of R.A. No. 8800.

Release of funds shall be subject to the submission of a Special Budget pursuant to Section 35, Chapter 5, Book VI of E.O. No. 292.

3. Fees and Other Receipts of the Intellectual Property Office of the Philippines. The income of the Intellectual Property Office of the Philippines (IPOPHIL) shall be used for its operational requirements, including acquisition of office space and equipment, upgrading of facilities, and human resource development sourced from fees, fines, royalties, and other charges in accordance with Section 14.1 of R.A. No. 8293, as amended.

Disbursements or expenditures by the IPOPHIL in violation of the above requirement shall render any disbursement from said income void and shall subject the erring officials and employees to disciplinary actions in accordance with Section 43, Chapter 5, and Section 80, Chapter 7, Book VI of E.O. No. 292, and to appropriate criminal action under existing penal laws.

4. Comprehensive Agrarian Reform Program. The amount of One Hundred Forty Two Million Six Hundred Six Thousand Pesos (142,606,000) appropriated herein shall be used in support of the Program Beneficiaries Development component of the Comprehensive Agrarian Reform Program.

5. Implementation of Shared Service Facilities. The amount of Eighty Million Four Hundred Five Thousand (P80,405,000) appropriated herein for the implementation of the Shared Service Facilities (SSF) shall be used for projects that aim to improve the quality and productivity of MSMEs. Its implementation shall be primarily based on priority industry clusters identified by the DTI in consultation with key stakeholders.

Upon the procurement of the equipment for the SSF, the DTI shall turn over the management thereof to the Cooperators, which shall commit to shoulder maintenance and repair costs upon acceptance thereof. After the period of two years, the DTI may either: (i) transfer ownership of the SSF to the Cooperators that demonstrated successful management of the facilities; (ii) extend the usufruct period for another two years if the Cooperator needs additional period to establish the successful operation of the SSF; or (iii) transfer the management of the SSF equipment to another Cooperator for failure to secure, operate, properly maintain, or repair the SSF equipment upon acceptance.

6. Negosyo Centers. The amount of Four Hundred Eighty Six Million Seven Hundred Sixty Four Thousand Pesos (P486,764,000) appropriated herein shall be used for the establishment and management of Negosyo Centers in accordance with Section 3 of R.A. No. 10644. All existing similar activities undertaken by the DTI shall now be implemented by the Negosyo Centers.

7. Reporting and Posting Requirements. The DTI shall submit quarterly reports on its financial and physical accomplishments, within thirty (30) days after the end of every quarter, through the following:

- (a) Unified Reporting System (URS) or other electronic means for reports not covered by the URS; and
- (b) DTI's website.

The DTI shall send written notice when said reports have been submitted or posted on its website to the DBM, House of Representatives, Senate of the Philippines, House Committee on Appropriations, Senate Committee on Finance, and other offices where the submission of reports is required under existing laws, rules and regulations. The date of notice to said agencies shall be considered the date of compliance with this requirement.

8. Appropriations for Activities or Projects. The amounts appropriated herein shall be used specifically for the following activities or projects in the indicated amounts and conditions:

New Appropriations, by Programs/Activities/Projects

	Current Operating Expenditures				
	Personnel Services	Maintenance and Other Operating Expenses	Financial Expenses	Capital Outlays	Total
REGULAR PROGRAMS					
General Administration and Support					
General Management and Supervision	P 499,800,000	P 654,779,000	P		P 1,154,579,000
National Capital Region (NCR)	248,057,000	514,280,000			762,337,000
Central Office	248,057,000	514,280,000			762,337,000
Region I - Ilocos	14,392,000	11,069,000			25,461,000
Regional Office - I	14,392,000	11,069,000			25,461,000
Cordillera Administrative Region (CAR)	22,510,000	7,738,000			30,248,000
Regional Office - CAR	22,510,000	7,738,000			30,248,000
Region II - Cagayan Valley	16,619,000	7,266,000			23,885,000
Regional Office - II	16,619,000	7,266,000			23,885,000

Region III - Central Luzon	<u>14,453,000</u>	<u>7,731,000</u>	<u>22,184,000</u>
Regional Office - III	14,453,000	7,731,000	22,184,000
Region IVA - CALABARZON	<u>29,186,000</u>	<u>14,036,000</u>	<u>43,222,000</u>
Regional Office - IVA	29,186,000	14,036,000	43,222,000
Region IVB - MIMAROPA	<u>15,533,000</u>	<u>4,263,000</u>	<u>19,796,000</u>
Regional Office - IVB	15,533,000	4,263,000	19,796,000
Region V - Bicol	<u>13,713,000</u>	<u>8,722,000</u>	<u>22,435,000</u>
Regional Office - V	13,713,000	8,722,000	22,435,000
Region VI - Western Visayas	<u>22,800,000</u>	<u>11,894,000</u>	<u>34,694,000</u>
Regional Office - VI	22,800,000	11,894,000	34,694,000
Region VII - Central Visayas	<u>14,618,000</u>	<u>13,459,000</u>	<u>28,077,000</u>
Regional Office - VII	14,618,000	13,459,000	28,077,000
Region VIII - Eastern Visayas	<u>13,355,000</u>	<u>3,626,000</u>	<u>16,981,000</u>
Regional Office - VIII	13,355,000	3,626,000	16,981,000
Region IX - Zamboanga Peninsula	<u>19,880,000</u>	<u>9,677,000</u>	<u>29,557,000</u>
Regional Office - IX	19,880,000	9,677,000	29,557,000
Region X - Northern Mindanao	<u>11,710,000</u>	<u>12,543,000</u>	<u>24,253,000</u>
Regional Office - X	11,710,000	12,543,000	24,253,000
Region XI - Davao	<u>15,174,000</u>	<u>8,823,000</u>	<u>23,997,000</u>
Regional Office - XI	15,174,000	8,823,000	23,997,000
Region XII - SOCCSKSARGEN	<u>6,780,000</u>	<u>10,351,000</u>	<u>17,131,000</u>
Regional Office - XII	6,780,000	10,351,000	17,131,000
Region XIII - Caraga	<u>21,020,000</u>	<u>9,301,000</u>	<u>30,321,000</u>
Regional Office - XIII	21,020,000	9,301,000	30,321,000
Administration of Personnel Benefits	<u>39,044,000</u>		<u>39,044,000</u>
National Capital Region (NCR)	<u>39,044,000</u>		<u>39,044,000</u>
Central Office	<u>39,044,000</u>		<u>39,044,000</u>
Sub-total, General Administration and Support	<u>538,844,000</u>	<u>654,779,000</u>	<u>1,193,623,000</u>

Operations

EXPORTS AND INVESTMENTS

DEVELOPMENT PROGRAM

	<u>409,472,000</u>	<u>359,464,000</u>	<u>4,420,000</u>	<u>773,356,000</u>
--	--------------------	--------------------	------------------	--------------------

Formulation of strategic plans,
programs and policies
on exports and investments

		<u>14,185,000</u>		<u>14,185,000</u>
--	--	-------------------	--	-------------------

National Capital Region (NCR)

		<u>14,185,000</u>		<u>14,185,000</u>
--	--	-------------------	--	-------------------

Central Office

		14,185,000		14,185,000
--	--	------------	--	------------

Development, facilitation, and
promotion of exports and investments,
domestic and foreign

	<u>409,472,000</u>	<u>345,279,000</u>	<u>4,420,000</u>	<u>759,171,000</u>
--	--------------------	--------------------	------------------	--------------------

National Capital Region (NCR)

	<u>240,055,000</u>	<u>310,624,000</u>	<u>4,420,000</u>	<u>555,099,000</u>
--	--------------------	--------------------	------------------	--------------------

Central Office

	240,055,000	310,624,000	4,420,000	555,099,000
--	-------------	-------------	-----------	-------------

Region I - Ilocos

	<u>6,315,000</u>	<u>878,000</u>		<u>7,193,000</u>
--	------------------	----------------	--	------------------

Regional Office - I

	6,315,000	878,000		7,193,000
--	-----------	---------	--	-----------

Cordillera Administrative Region (CAR)

	<u>15,951,000</u>	<u>521,000</u>		<u>16,472,000</u>
--	-------------------	----------------	--	-------------------

Regional Office - CAR

	15,951,000	521,000		16,472,000
--	------------	---------	--	------------

Region II - Cagayan Valley

	<u>15,966,000</u>	<u>2,370,000</u>		<u>18,336,000</u>
--	-------------------	------------------	--	-------------------

Regional Office - II

	15,966,000	2,370,000		18,336,000
--	------------	-----------	--	------------

Region III - Central Luzon

	<u>23,088,000</u>	<u>825,000</u>		<u>23,913,000</u>
--	-------------------	----------------	--	-------------------

Regional Office - III

	23,088,000	825,000		23,913,000
--	------------	---------	--	------------

Region IVA - CALABARZON

	<u>4,080,000</u>	<u>2,449,000</u>		<u>6,529,000</u>
--	------------------	------------------	--	------------------

Regional Office - IVA

	4,080,000	2,449,000		6,529,000
--	-----------	-----------	--	-----------

Region IVB - MIMAROPA

	<u>7,652,000</u>	<u>1,646,000</u>		<u>9,298,000</u>
--	------------------	------------------	--	------------------

Regional Office - IVB

	7,652,000	1,646,000		9,298,000
--	-----------	-----------	--	-----------

Region V - Bicol

	<u>10,857,000</u>	<u>2,898,000</u>		<u>13,755,000</u>
--	-------------------	------------------	--	-------------------

Regional Office - V

	10,857,000	2,898,000		13,755,000
--	------------	-----------	--	------------

Region VI - Western Visayas

	<u>3,849,000</u>	<u>849,000</u>		<u>4,698,000</u>
--	------------------	----------------	--	------------------

Regional Office - VI

	3,849,000	849,000		4,698,000
--	-----------	---------	--	-----------

Region VII - Central Visayas

	<u>15,241,000</u>	<u>2,394,000</u>		<u>17,635,000</u>
--	-------------------	------------------	--	-------------------

Regional Office - VII

	15,241,000	2,394,000		17,635,000
--	------------	-----------	--	------------

Region VIII - Eastern Visayas	<u>19,331,000</u>	<u>3,508,000</u>		<u>22,839,000</u>
Regional Office - VIII	19,331,000	3,508,000		22,839,000
Region IX - Zamboanga Peninsula	<u>7,069,000</u>	<u>4,758,000</u>		<u>11,827,000</u>
Regional Office - IX	7,069,000	4,758,000		11,827,000
Region X - Northern Mindanao	<u>8,348,000</u>	<u>1,871,000</u>		<u>10,219,000</u>
Regional Office - X	8,348,000	1,871,000		10,219,000
Region XI - Davao	<u>13,260,000</u>	<u>3,422,000</u>		<u>16,682,000</u>
Regional Office - XI	13,260,000	3,422,000		16,682,000
Region XII - SOCCSKSARGEN	<u>11,212,000</u>	<u>3,047,000</u>		<u>14,259,000</u>
Regional Office - XII	11,212,000	3,047,000		14,259,000
Region XIII - Caraga	<u>7,198,000</u>	<u>3,219,000</u>		<u>10,417,000</u>
Regional Office - XIII	7,198,000	3,219,000		10,417,000
INDUSTRY DEVELOPMENT PROGRAM	<u>267,664,000</u>	<u>261,729,000</u>	<u>550,000</u>	<u>529,943,000</u>
Formulation of strategic plans, programs, and policies to develop competitive industries	<u>227,139,000</u>	<u>209,352,000</u>	<u>550,000</u>	<u>437,041,000</u>
National Capital Region (NCR)	<u>140,244,000</u>	<u>161,582,000</u>	<u>550,000</u>	<u>302,376,000</u>
Central Office	140,244,000	161,582,000	550,000	302,376,000
Region I - Ilocos		<u>1,991,000</u>		<u>1,991,000</u>
Regional Office - I		1,991,000		1,991,000
Cordillera Administrative Region (CAR)	<u>717,000</u>	<u>5,507,000</u>		<u>6,224,000</u>
Regional Office - CAR	717,000	5,507,000		6,224,000
Region II - Cagayan Valley		<u>1,867,000</u>		<u>1,867,000</u>
Regional Office - II		1,867,000		1,867,000
Region III - Central Luzon	<u>7,877,000</u>	<u>2,246,000</u>		<u>10,123,000</u>
Regional Office - III	7,877,000	2,246,000		10,123,000
Region IVA - CALABARZON	<u>8,801,000</u>	<u>3,064,000</u>		<u>11,865,000</u>
Regional Office - IVA	8,801,000	3,064,000		11,865,000
Region IVB - MIMAROPA	<u>4,100,000</u>	<u>796,000</u>		<u>4,896,000</u>
Regional Office - IVB	4,100,000	796,000		4,896,000

Region V - Bicol	<u>7,958,000</u>	<u>3,841,000</u>	<u>11,799,000</u>
Regional Office - V	7,958,000	3,841,000	11,799,000
Region VI - Western Visayas		<u>3,104,000</u>	<u>3,104,000</u>
Regional Office - VI		3,104,000	3,104,000
Region VII - Central Visayas	<u>4,113,000</u>	<u>3,462,000</u>	<u>7,575,000</u>
Regional Office - VII	4,113,000	3,462,000	7,575,000
Region VIII - Eastern Visayas	<u>2,465,000</u>	<u>796,000</u>	<u>3,261,000</u>
Regional Office - VIII	2,465,000	796,000	3,261,000
Region IX - Zamboanga Peninsula	<u>10,797,000</u>	<u>2,993,000</u>	<u>13,790,000</u>
Regional Office - IX	10,797,000	2,993,000	13,790,000
Region X - Northern Mindanao	<u>6,890,000</u>	<u>5,489,000</u>	<u>12,379,000</u>
Regional Office - X	6,890,000	5,489,000	12,379,000
Region XI - Davao	<u>10,488,000</u>	<u>4,817,000</u>	<u>15,305,000</u>
Regional Office - XI	10,488,000	4,817,000	15,305,000
Region XII - SOCCSKSARGEN	<u>13,291,000</u>	<u>3,085,000</u>	<u>16,376,000</u>
Regional Office - XII	13,291,000	3,085,000	16,376,000
Region XIII - Caraga	<u>9,398,000</u>	<u>4,712,000</u>	<u>14,110,000</u>
Regional Office - XIII	9,398,000	4,712,000	14,110,000
Promotion of competitiveness through administration of awards program, voluntary certification and accreditation programs	<u>40,525,000</u>	<u>52,377,000</u>	<u>92,902,000</u>
National Capital Region (NCR)	<u>40,525,000</u>	<u>52,377,000</u>	<u>92,902,000</u>
Central Office	40,525,000	52,377,000	92,902,000
MSME DEVELOPMENT PROGRAM	<u>484,584,000</u>	<u>252,206,000</u>	<u>736,790,000</u>
Formulation of strategic plans, programs, and policies on MSME development	<u>6,438,000</u>	<u>4,699,000</u>	<u>11,137,000</u>
National Capital Region (NCR)	<u>6,438,000</u>	<u>4,699,000</u>	<u>11,137,000</u>
Central Office	6,438,000	4,699,000	11,137,000
Implementation of the MSME Development Plan and other initiatives to promote the growth of Micro, Small and Medium Enterprises	<u>365,080,000</u>	<u>217,967,000</u>	<u>583,047,000</u>

National Capital Region (NCR)	<u>106,210,000</u>	<u>55,179,000</u>	<u>161,389,000</u>
Central Office	106,210,000	55,179,000	161,389,000
Region I - Ilocos	<u>31,530,000</u>	<u>8,662,000</u>	<u>40,192,000</u>
Regional Office - I	31,530,000	8,662,000	40,192,000
Cordillera Administrative Region (CAR)	<u>15,554,000</u>	<u>13,185,000</u>	<u>28,739,000</u>
Regional Office - CAR	15,554,000	13,185,000	28,739,000
Region II - Cagayan Valley	<u>14,669,000</u>	<u>11,893,000</u>	<u>26,562,000</u>
Regional Office - II	14,669,000	11,893,000	26,562,000
Region III - Central Luzon	<u>25,273,000</u>	<u>16,461,000</u>	<u>41,734,000</u>
Regional Office - III	25,273,000	16,461,000	41,734,000
Region IVA - CALABARZON	<u>16,474,000</u>	<u>9,004,000</u>	<u>25,478,000</u>
Regional Office - IVA	16,474,000	9,004,000	25,478,000
Region IVB - MIMAROPA	<u>18,543,000</u>	<u>12,171,000</u>	<u>30,714,000</u>
Regional Office - IVB	18,543,000	12,171,000	30,714,000
Region V - Bicol	<u>26,285,000</u>	<u>8,459,000</u>	<u>34,744,000</u>
Regional Office - V	26,285,000	8,459,000	34,744,000
Region VI - Western Visayas	<u>16,583,000</u>	<u>10,984,000</u>	<u>27,567,000</u>
Regional Office - VI	16,583,000	10,984,000	27,567,000
Region VII - Central Visayas	<u>17,500,000</u>	<u>11,711,000</u>	<u>29,211,000</u>
Regional Office - VII	17,500,000	11,711,000	29,211,000
Region VIII - Eastern Visayas	<u>17,179,000</u>	<u>10,440,000</u>	<u>27,619,000</u>
Regional Office - VIII	17,179,000	10,440,000	27,619,000
Region IX - Zamboanga Peninsula	<u>8,406,000</u>	<u>10,099,000</u>	<u>18,505,000</u>
Regional Office - IX	8,406,000	10,099,000	18,505,000
Region X - Northern Mindanao	<u>13,121,000</u>	<u>9,210,000</u>	<u>22,331,000</u>
Regional Office - X	13,121,000	9,210,000	22,331,000
Region XI - Davao	<u>17,747,000</u>	<u>14,171,000</u>	<u>31,918,000</u>
Regional Office - XI	17,747,000	14,171,000	31,918,000
Region XII - SOCCSKSARGEN	<u>9,345,000</u>	<u>8,203,000</u>	<u>17,548,000</u>
Regional Office - XII	9,345,000	8,203,000	17,548,000

Region XIII - Caraga	<u>10,661,000</u>	<u>8,135,000</u>	<u>18,796,000</u>
Regional Office - XIII	10,661,000	8,135,000	18,796,000
For the requirements of the Program Beneficiaries Development Component of the Comprehensive Agrarian Reform Program	<u>113,066,000</u>	<u>29,540,000</u>	<u>142,606,000</u>
National Capital Region (NCR)	<u>113,066,000</u>	<u>29,540,000</u>	<u>142,606,000</u>
Central Office	113,066,000	29,540,000	142,606,000
CONSUMER PROTECTION PROGRAM	<u>369,389,000</u>	<u>74,187,000</u>	<u>443,576,000</u>
Formulation of strategic plans, programs, and policies on consumer protection		<u>4,871,000</u>	<u>4,871,000</u>
National Capital Region (NCR)		<u>4,871,000</u>	<u>4,871,000</u>
Central Office		4,871,000	4,871,000
Monitoring and enforcement of FTL including consumer complaints handling	<u>182,699,000</u>	<u>55,060,000</u>	<u>237,759,000</u>
National Capital Region (NCR)	<u>25,734,000</u>	<u>35,404,000</u>	<u>61,138,000</u>
Central Office	25,734,000	35,404,000	61,138,000
Region I - Ilocos	<u>7,859,000</u>	<u>691,000</u>	<u>8,550,000</u>
Regional Office - I	7,859,000	691,000	8,550,000
Cordillera Administrative Region (CAR)	<u>11,642,000</u>	<u>2,075,000</u>	<u>13,717,000</u>
Regional Office - CAR	11,642,000	2,075,000	13,717,000
Region II - Cagayan Valley	<u>13,626,000</u>	<u>819,000</u>	<u>14,445,000</u>
Regional Office - II	13,626,000	819,000	14,445,000
Region III - Central Luzon	<u>16,709,000</u>	<u>2,152,000</u>	<u>18,861,000</u>
Regional Office - III	16,709,000	2,152,000	18,861,000
Region IVA - CALABARZON	<u>14,984,000</u>	<u>1,952,000</u>	<u>16,936,000</u>
Regional Office - IVA	14,984,000	1,952,000	16,936,000
Region IVB - MIMAROPA	<u>6,006,000</u>	<u>494,000</u>	<u>6,500,000</u>
Regional Office - IVB	6,006,000	494,000	6,500,000
Region V - Bicol	<u>10,391,000</u>	<u>701,000</u>	<u>11,092,000</u>
Regional Office - V	10,391,000	701,000	11,092,000
Region VI - Western Visayas	<u>11,154,000</u>	<u>1,177,000</u>	<u>12,331,000</u>
Regional Office - VI	11,154,000	1,177,000	12,331,000

Region VII - Central Visayas	<u>8,363,000</u>	<u>1,726,000</u>	<u>10,089,000</u>
Regional Office - VII	8,363,000	1,726,000	10,089,000
Region VIII - Eastern Visayas	<u>4,678,000</u>	<u>1,653,000</u>	<u>6,331,000</u>
Regional Office - VIII	4,678,000	1,653,000	6,331,000
Region IX - Zamboanga Peninsula	<u>11,695,000</u>	<u>707,000</u>	<u>12,402,000</u>
Regional Office - IX	11,695,000	707,000	12,402,000
Region X - Northern Mindanao	<u>7,715,000</u>	<u>1,973,000</u>	<u>9,688,000</u>
Regional Office - X	7,715,000	1,973,000	9,688,000
Region XI - Davao	<u>13,439,000</u>	<u>508,000</u>	<u>13,947,000</u>
Regional Office - XI	13,439,000	508,000	13,947,000
Region XII - SOCCSKSARGEN	<u>10,376,000</u>	<u>1,616,000</u>	<u>11,992,000</u>
Regional Office - XII	10,376,000	1,616,000	11,992,000
Region XIII - Caraga	<u>8,328,000</u>	<u>1,412,000</u>	<u>9,740,000</u>
Regional Office - XIII	8,328,000	1,412,000	9,740,000
Accreditation and issuance of business licenses, permits, registration and authorities	<u>186,690,000</u>	<u>14,256,000</u>	<u>200,946,000</u>
National Capital Region (NCR)	<u>84,573,000</u>	<u>6,768,000</u>	<u>91,341,000</u>
Central Office	84,573,000	6,768,000	91,341,000
Region I - Ilocos	<u>4,538,000</u>	<u>604,000</u>	<u>5,142,000</u>
Regional Office - I	4,538,000	604,000	5,142,000
Cordillera Administrative Region (CAR)	<u>7,298,000</u>		<u>7,298,000</u>
Regional Office - CAR	7,298,000		7,298,000
Region II - Cagayan Valley	<u>10,037,000</u>	<u>376,000</u>	<u>10,413,000</u>
Regional Office - II	10,037,000	376,000	10,413,000
Region III - Central Luzon	<u>9,387,000</u>	<u>1,510,000</u>	<u>10,897,000</u>
Regional Office - III	9,387,000	1,510,000	10,897,000
Region IVA - CALABARZON	<u>9,093,000</u>	<u>995,000</u>	<u>10,088,000</u>
Regional Office - IVA	9,093,000	995,000	10,088,000
Region IVB - MIMAROPA	<u>5,826,000</u>	<u>215,000</u>	<u>6,041,000</u>
Regional Office - IVB	5,826,000	215,000	6,041,000

Region V - Bicol	<u>8,659,000</u>	<u>152,000</u>	<u>8,811,000</u>
Regional Office - V	8,659,000	152,000	8,811,000
Region VI - Western Visayas	<u>4,485,000</u>	<u>445,000</u>	<u>4,930,000</u>
Regional Office - VI	4,485,000	445,000	4,930,000
Region VII - Central Visayas	<u>7,846,000</u>	<u>452,000</u>	<u>8,298,000</u>
Regional Office - VII	7,846,000	452,000	8,298,000
Region VIII - Eastern Visayas	<u>5,110,000</u>	<u>375,000</u>	<u>5,485,000</u>
Regional Office - VIII	5,110,000	375,000	5,485,000
Region IX - Zamboanga Peninsula	<u>2,198,000</u>	<u>143,000</u>	<u>2,341,000</u>
Regional Office - IX	2,198,000	143,000	2,341,000
Region X - Northern Mindanao	<u>14,672,000</u>	<u>402,000</u>	<u>15,074,000</u>
Regional Office - X	14,672,000	402,000	15,074,000
Region XI - Davao	<u>4,640,000</u>	<u>399,000</u>	<u>5,039,000</u>
Regional Office - XI	4,640,000	399,000	5,039,000
Region XII - SOCCSKSARGEN	<u>5,446,000</u>	<u>783,000</u>	<u>6,229,000</u>
Regional Office - XII	5,446,000	783,000	6,229,000
Region XIII - Caraga	<u>2,882,000</u>	<u>637,000</u>	<u>3,519,000</u>
Regional Office - XIII	2,882,000	637,000	3,519,000
CONSUMER EDUCATION AND ADVOCACY PROGRAM	<u>18,700,000</u>	<u>64,083,000</u>	<u>82,783,000</u>
Formulation of strategic plans, programs, and policies on consumer education, awareness and advocacy	<u>18,700,000</u>	<u>9,002,000</u>	<u>27,702,000</u>
National Capital Region (NCR)	<u>18,700,000</u>	<u>9,002,000</u>	<u>27,702,000</u>
Central Office	18,700,000	9,002,000	27,702,000
Implementation of plans, projects and activities on consumer awareness, education, and advocacy		<u>55,081,000</u>	<u>55,081,000</u>
National Capital Region (NCR)		<u>22,124,000</u>	<u>22,124,000</u>
Central Office		22,124,000	22,124,000
Region I - Ilocos		<u>815,000</u>	<u>815,000</u>
Regional Office - I		815,000	815,000

Cordillera Administrative Region (CAR)		<u>1,818,000</u>		<u>1,818,000</u>
Regional Office - CAR		1,818,000		1,818,000
Region II - Cagayan Valley		<u>1,056,000</u>		<u>1,056,000</u>
Regional Office - II		1,056,000		1,056,000
Region III - Central Luzon		<u>2,554,000</u>		<u>2,554,000</u>
Regional Office - III		2,554,000		2,554,000
Region IVA - CALABARZON		<u>2,778,000</u>		<u>2,778,000</u>
Regional Office - IVA		2,778,000		2,778,000
Region IVB - MIMAROPA		<u>2,732,000</u>		<u>2,732,000</u>
Regional Office - IVB		2,732,000		2,732,000
Region V - Bicol		<u>3,110,000</u>		<u>3,110,000</u>
Regional Office - V		3,110,000		3,110,000
Region VI - Western Visayas		<u>2,317,000</u>		<u>2,317,000</u>
Regional Office - VI		2,317,000		2,317,000
Region VII - Central Visayas		<u>2,628,000</u>		<u>2,628,000</u>
Regional Office - VII		2,628,000		2,628,000
Region VIII - Eastern Visayas		<u>2,037,000</u>		<u>2,037,000</u>
Regional Office - VIII		2,037,000		2,037,000
Region IX - Zamboanga Peninsula		<u>3,303,000</u>		<u>3,303,000</u>
Regional Office - IX		3,303,000		3,303,000
Region X - Northern Mindanao		<u>1,811,000</u>		<u>1,811,000</u>
Regional Office - X		1,811,000		1,811,000
Region XI - Davao		<u>3,096,000</u>		<u>3,096,000</u>
Regional Office - XI		3,096,000		3,096,000
Region XII - SOCCSKSARGEN		<u>1,904,000</u>		<u>1,904,000</u>
Regional Office - XII		1,904,000		1,904,000
Region XIII - Caraga		<u>998,000</u>		<u>998,000</u>
Regional Office - XIII		998,000		998,000
Sub-total, Operations	<u>1,549,809,000</u>	<u>1,011,669,000</u>	<u>4,970,000</u>	<u>2,566,448,000</u>
Total, Regular Programs	2,088,653,000	1,666,448,000	4,970,000	3,760,071,000

PROJECT(S)

Locally-Funded Project(s)

Go Lokal	<u>9,144,000</u>	<u>9,144,000</u>
National Capital Region (NCR)	<u>9,144,000</u>	<u>9,144,000</u>
Central Office	9,144,000	9,144,000
Establishment of Negosyo Centers	<u>486,764,000</u>	<u>486,764,000</u>
National Capital Region (NCR)	<u>20,363,000</u>	<u>20,363,000</u>
Central Office	20,363,000	20,363,000
Region I - Ilocos	<u>22,929,000</u>	<u>22,929,000</u>
Regional Office - I	22,929,000	22,929,000
Cordillera Administrative Region (CAR)	<u>24,028,000</u>	<u>24,028,000</u>
Regional Office - CAR	24,028,000	24,028,000
Region II - Cagayan Valley	<u>29,859,000</u>	<u>29,859,000</u>
Regional Office - II	29,859,000	29,859,000
Region III - Central Luzon	<u>37,951,000</u>	<u>37,951,000</u>
Regional Office - III	37,951,000	37,951,000
Region IVA - CALABARZON	<u>45,623,000</u>	<u>45,623,000</u>
Regional Office - IVA	45,623,000	45,623,000
Region IVB - MIMAROPA	<u>22,415,000</u>	<u>22,415,000</u>
Regional Office - IVB	22,415,000	22,415,000
Region V - Bicol	<u>35,693,000</u>	<u>35,693,000</u>
Regional Office - V	35,693,000	35,693,000
Region VI - Western Visayas	<u>41,927,000</u>	<u>41,927,000</u>
Regional Office - VI	41,927,000	41,927,000
Region VII - Central Visayas	<u>31,621,000</u>	<u>31,621,000</u>
Regional Office - VII	31,621,000	31,621,000
Region VIII - Eastern Visayas	<u>41,726,000</u>	<u>41,726,000</u>
Regional Office - VIII	41,726,000	41,726,000
Region IX - Zamboanga Peninsula	<u>21,938,000</u>	<u>21,938,000</u>
Regional Office - IX	21,938,000	21,938,000

Region X - Northern Mindanao	<u>34,259,000</u>	<u>34,259,000</u>
Regional Office - X	34,259,000	34,259,000
Region XI - Davao	<u>27,631,000</u>	<u>27,631,000</u>
Regional Office - XI	27,631,000	27,631,000
Region XII - SOCCSKSARGEN	<u>23,855,000</u>	<u>23,855,000</u>
Regional Office - XII	23,855,000	23,855,000
Region XIII - Caraga	<u>24,946,000</u>	<u>24,946,000</u>
Regional Office - XIII	24,946,000	24,946,000
OTOP: Next Generation	<u>97,073,000</u>	<u>97,073,000</u>
National Capital Region (NCR)	<u>13,706,000</u>	<u>13,706,000</u>
Central Office	13,706,000	13,706,000
Region I - Ilocos	<u>3,661,000</u>	<u>3,661,000</u>
Regional Office - I	3,661,000	3,661,000
Cordillera Administrative Region (CAR)	<u>6,261,000</u>	<u>6,261,000</u>
Regional Office - CAR	6,261,000	6,261,000
Region II - Cagayan Valley	<u>4,552,000</u>	<u>4,552,000</u>
Regional Office - II	4,552,000	4,552,000
Region III - Central Luzon	<u>4,647,000</u>	<u>4,647,000</u>
Regional Office - III	4,647,000	4,647,000
Region IVA - CALABARZON	<u>5,690,000</u>	<u>5,690,000</u>
Regional Office - IVA	5,690,000	5,690,000
Region IVB - MIMAROPA	<u>5,506,000</u>	<u>5,506,000</u>
Regional Office - IVB	5,506,000	5,506,000
Region V - Bicol	<u>4,420,000</u>	<u>4,420,000</u>
Regional Office - V	4,420,000	4,420,000
Region VI - Western Visayas	<u>3,784,000</u>	<u>3,784,000</u>
Regional Office - VI	3,784,000	3,784,000
Region VII - Central Visayas	<u>4,542,000</u>	<u>4,542,000</u>
Regional Office - VII	4,542,000	4,542,000

Region VIII - Eastern Visayas	<u>14,132,000</u>		<u>14,132,000</u>
Regional Office - VIII	14,132,000		14,132,000
Region IX - Zamboanga Peninsula	<u>5,274,000</u>		<u>5,274,000</u>
Regional Office - IX	5,274,000		5,274,000
Region X - Northern Mindanao	<u>4,506,000</u>		<u>4,506,000</u>
Regional Office - X	4,506,000		4,506,000
Region XI - Davao	<u>4,542,000</u>		<u>4,542,000</u>
Regional Office - XI	4,542,000		4,542,000
Region XII - SOCCSKSARGEN	<u>5,301,000</u>		<u>5,301,000</u>
Regional Office - XII	5,301,000		5,301,000
Region XIII - Caraga	<u>6,549,000</u>		<u>6,549,000</u>
Regional Office - XIII	6,549,000		6,549,000
Shared Service Facilities (SSF) Project	<u>70,405,000</u>	<u>10,000,000</u>	<u>80,405,000</u>
National Capital Region (NCR)	<u>9,000,000</u>	<u>10,000,000</u>	<u>19,000,000</u>
Central Office	9,000,000	10,000,000	19,000,000
Region I - Ilocos	<u>4,884,000</u>		<u>4,884,000</u>
Regional Office - I	4,884,000		4,884,000
Cordillera Administrative Region (CAR)	<u>3,615,000</u>		<u>3,615,000</u>
Regional Office - CAR	3,615,000		3,615,000
Region II - Cagayan Valley	<u>6,118,000</u>		<u>6,118,000</u>
Regional Office - II	6,118,000		6,118,000
Region III - Central Luzon	<u>5,498,000</u>		<u>5,498,000</u>
Regional Office - III	5,498,000		5,498,000
Region IVA - CALABARZON	<u>3,751,000</u>		<u>3,751,000</u>
Regional Office - IVA	3,751,000		3,751,000
Region IVB - MIMAROPA	<u>2,915,000</u>		<u>2,915,000</u>
Regional Office - IVB	2,915,000		2,915,000
Region V - Bicol	<u>3,692,000</u>		<u>3,692,000</u>
Regional Office - V	3,692,000		3,692,000

Region VI - Western Visayas	<u>3,789,000</u>		<u>3,789,000</u>
Regional Office - VI	3,789,000		3,789,000
Region VII - Central Visayas	<u>3,604,000</u>		<u>3,604,000</u>
Regional Office - VII	3,604,000		3,604,000
Region VIII - Eastern Visayas	<u>3,580,000</u>		<u>3,580,000</u>
Regional Office - VIII	3,580,000		3,580,000
Region IX - Zamboanga Peninsula	<u>3,565,000</u>		<u>3,565,000</u>
Regional Office - IX	3,565,000		3,565,000
Region X - Northern Mindanao	<u>4,639,000</u>		<u>4,639,000</u>
Regional Office - X	4,639,000		4,639,000
Region XI - Davao	<u>4,359,000</u>		<u>4,359,000</u>
Regional Office - XI	4,359,000		4,359,000
Region XII - SOCCSKSARGEN	<u>3,417,000</u>		<u>3,417,000</u>
Regional Office - XII	3,417,000		3,417,000
Region XIII - Caraga	<u>3,979,000</u>		<u>3,979,000</u>
Regional Office - XIII	3,979,000		3,979,000
Malikhaing Pinoy Program	<u>360,000,000</u>		<u>360,000,000</u>
National Capital Region	<u>360,000,000</u>		<u>360,000,000</u>
Central Office	360,000,000		360,000,000
Pangkabuhayan sa Pagbangon at Ginawa	<u>100,000,000</u>		<u>100,000,000</u>
National Capital Region	<u>100,000,000</u>		<u>100,000,000</u>
Central Office	<u>100,000,000</u>		<u>100,000,000</u>
Sub-total, Locally-Funded Project(s)	<u>1,123,386,000</u>	<u>10,000,000</u>	<u>1,133,386,000</u>
Foreign-Assisted Project(s)			
Rural Agro-Enterprise Partnership for Inclusive Development (RAPID) Growth	<u>108,493,000</u>		<u>108,493,000</u>
National Capital Region	<u>108,493,000</u>		<u>108,493,000</u>
Central Office	<u>108,493,000</u>		<u>108,493,000</u>
GOP Counterpart	<u>108,493,000</u>		<u>108,493,000</u>

Sub-total, Foreign-Assisted Project(s)		<u>108,493,000</u>		<u>108,493,000</u>
Total, Projects		<u>1,231,879,000</u>	<u>10,000,000</u>	<u>1,241,879,000</u>
TOTAL NEW APPROPRIATIONS	P	<u>2,088,653,000</u>	P	<u>2,898,327,000</u>
			P	<u>4,970,000</u>
			P	<u>10,000,000</u>
			P	<u>5,001,950,000</u>

New Appropriations, by Object of Expenditures
(In Thousand Pesos)

Current Operating Expenditures

Personnel Services

Civilian Personnel

Permanent Positions

Basic Salary 1,320,442

Total Permanent Positions 1,320,442

Other Compensation Common to All

Personnel Economic Relief Allowance 53,544
Representation Allowance 23,136
Transportation Allowance 23,046
Clothing and Uniform Allowance 13,386
Mid-Year Bonus - Civilian 110,038
Year End Bonus 110,038
Cash Gift 11,155
Productivity Enhancement Incentive 11,155
Step Increment 3,304

Total Other Compensation Common to All 358,802

Other Compensation for Specific Groups

Magna Carta for Science and Technology Personnel 3,159
Overseas Allowance 144,355

Total Other Compensation for Specific Groups 147,514

Other Benefits

PAG-IBIG Contributions 2,678
PhilHealth Contributions 27,666
Employees Compensation Insurance Premiums 2,678
Terminal Leave 39,044

Total Other Benefits 72,066

Non-Permanent Positions 189,829

Total Personnel Services 2,088,653

Maintenance and Other Operating Expenses

Travelling Expenses	215,442
Training and Scholarship Expenses	357,121
Supplies and Materials Expenses	166,013
Utility Expenses	69,250
Communication Expenses	92,667
Awards/Rewards and Prizes	1,237
Confidential, Intelligence and Extraordinary Expenses	
Extraordinary and Miscellaneous Expenses	9,019
Professional Services	762,116
General Services	254,562
Repairs and Maintenance	85,851
Financial Assistance/Subsidy	62,585
Taxes, Insurance Premiums and Other Fees	19,946
Other Maintenance and Operating Expenses	
Advertising Expenses	34,299
Printing and Publication Expenses	36,011
Representation Expenses	108,304
Transportation and Delivery Expenses	16,792
Rent/Lease Expenses	414,106
Membership Dues and Contributions to Organizations	561
Subscription Expenses	12,043
Other Maintenance and Operating Expenses	180,402

Total Maintenance and Other Operating Expenses	2,898,327
---	------------------

Financial Expenses

Bank Charges	4,970
--------------	-------

Total Financial Expenses	4,970
---------------------------------	--------------

Total Current Operating Expenditures	4,991,950
---	------------------

Capital Outlays

Property, Plant and Equipment Outlay	
Machinery and Equipment Outlay	10,000

Total Capital Outlays	10,000
------------------------------	---------------

TOTAL NEW APPROPRIATIONS	5,001,950
---------------------------------	------------------

B. BOARD OF INVESTMENTS

For general administration and support, and operations, including locally-funded project(s), as indicated hereunder	P 344,473,000
---	---------------

New Appropriations, by Programs/Projects

<u>Current Operating Expenditures</u>			
	Maintenance and Other Operating Expenses	Capital Outlays	Total
<u>Personnel Services</u>			

A. REGULAR PROGRAMS

General Administration and Support	P	67,185,000	P	100,738,000	P	1,800,000	P	169,723,000
Operations		<u>113,149,000</u>		<u>51,307,000</u>				<u>164,456,000</u>
INDUSTRY DEVELOPMENT PROGRAM		36,288,000		18,687,000				54,975,000
INVESTMENT PROMOTION PROGRAM		<u>76,861,000</u>		<u>32,620,000</u>				<u>109,481,000</u>
Total, Regular Programs		<u>180,334,000</u>		<u>152,045,000</u>		<u>1,800,000</u>		<u>334,179,000</u>

B. PROJECT(S)

Locally-Funded Project(s)				<u>10,294,000</u>				<u>10,294,000</u>
Total, Project(s)				<u>10,294,000</u>				<u>10,294,000</u>
TOTAL NEW APPROPRIATIONS	P	<u>180,334,000</u>	P	<u>162,339,000</u>	P	<u>1,800,000</u>	P	<u>344,473,000</u>

Special Provision(s)

1. **Reporting and Posting Requirements.** The Board of Investments (BOI) shall submit quarterly reports on its financial and physical accomplishments, within thirty (30) days after the end of every quarter, through the following:

- (a) URS or other electronic means for reports not covered by the URS; and
- (b) BOI's website.

The BOI shall send written notice when said reports have been submitted or posted on its website to the DBM, House of Representatives, Senate of the Philippines, House Committee on Appropriations, Senate Committee on Finance, and other offices where the submission of reports is required under existing laws, rules and regulations. The date of notice to said agencies shall be considered the date of compliance with this requirement.

2. **Appropriations for Activities or Projects.** The amounts appropriated herein shall be used specifically for the following activities or projects in the indicated amounts and conditions:

New Appropriations, by Programs/Activities/Projects

<u>Current Operating Expenditures</u>			
<u>Personnel Services</u>	<u>Maintenance and Other Operating Expenses</u>	<u>Capital Outlays</u>	<u>Total</u>

REGULAR PROGRAMS

General Administration and Support

General Management and Supervision	P	64,893,000	P	100,738,000	P	1,800,000	P	167,431,000
Administration of Personnel Benefits		<u>2,292,000</u>						<u>2,292,000</u>
Sub-total, General Administration and Support		<u>67,185,000</u>		<u>100,738,000</u>		<u>1,800,000</u>		<u>169,723,000</u>

Operations

INDUSTRY DEVELOPMENT PROGRAM		<u>36,288,000</u>		<u>18,687,000</u>				<u>54,975,000</u>
Policy Analysis and Advocacy Formulation		11,296,000		8,599,000				19,895,000
Implementation of the Comprehensive National Industrial Strategy		24,992,000		10,088,000				35,080,000

INVESTMENT PROMOTION PROGRAM	<u>76,861,000</u>	<u>32,620,000</u>		<u>109,481,000</u>
Promotion of Foreign Investments	12,641,000	12,393,000		25,034,000
Promotion of Local Investments	20,319,000	13,177,000		33,496,000
Registration and Supervision of Investment Projects	21,397,000	1,407,000		22,804,000
Dispensation of Incentives	11,184,000	2,708,000		13,892,000
Provision of Investment Counselling and Aftercare Services	<u>11,320,000</u>	<u>2,935,000</u>		<u>14,255,000</u>
Sub-total, Operations	<u>113,149,000</u>	<u>51,307,000</u>		<u>164,456,000</u>
Total, Regular Programs	<u>180,334,000</u>	<u>152,045,000</u>	<u>1,800,000</u>	<u>334,179,000</u>
PROJECT(S)				
Locally-Funded Project(s)				
Industry Development Program		4,635,000		4,635,000
Comprehensive Automotive Resurgence Strategy (CARS)		<u>5,659,000</u>		<u>5,659,000</u>
Sub-total, Locally-Funded Project(s)		<u>10,294,000</u>		<u>10,294,000</u>
Total, Project(s)		<u>10,294,000</u>		<u>10,294,000</u>
TOTAL NEW APPROPRIATIONS	P <u>180,334,000</u>	P <u>162,339,000</u>	P <u>1,800,000</u>	P <u>344,473,000</u>

New Appropriations, by Object of Expenditures
(In Thousand Pesos)

Current Operating Expenditures

Personnel Services

Civilian Personnel

Permanent Positions

Basic Salary	<u>138,059</u>
--------------	----------------

Total Permanent Positions	<u>138,059</u>
---------------------------	----------------

Other Compensation Common to All

Personnel Economic Relief Allowance	5,208
Representation Allowance	2,190
Transportation Allowance	2,190
Clothing and Uniform Allowance	1,302
Mid-Year Bonus - Civilian	11,505
Year End Bonus	11,505
Cash Gift	1,085
Productivity Enhancement Incentive	1,085
Step Increment	<u>346</u>

Total Other Compensation Common to All	<u>36,416</u>
--	---------------

Other Benefits	
PAG-IBIG Contributions	261
PhilHealth Contributions	2,875
Employees Compensation Insurance Premiums	261
Loyalty Award - Civilian	170
Terminal Leave	2,292
	<hr/>
Total Other Benefits	5,859
	<hr/>
Total Personnel Services	180,334
	<hr/>
Maintenance and Other Operating Expenses	
Travelling Expenses	17,172
Training and Scholarship Expenses	2,458
Supplies and Materials Expenses	10,510
Utility Expenses	10,498
Communication Expenses	6,531
Awards/Rewards and Prizes	1,125
Confidential, Intelligence and Extraordinary Expenses	
Extraordinary and Miscellaneous Expenses	2,156
Professional Services	7,407
General Services	37,866
Repairs and Maintenance	2,117
Taxes, Insurance Premiums and Other Fees	1,053
Other Maintenance and Operating Expenses	
Advertising Expenses	257
Printing and Publication Expenses	1,391
Representation Expenses	8,601
Transportation and Delivery Expenses	279
Rent/Lease Expenses	39,629
Subscription Expenses	13,289
	<hr/>
Total Maintenance and Other Operating Expenses	162,339
	<hr/>
Total Current Operating Expenditures	342,673
	<hr/>
Capital Outlay	
Property, Plant and Equipment Outlay	
Machinery and Equipment Outlay	1,800
	<hr/>
Total Capital Outlays	1,800
	<hr/>
TOTAL NEW APPROPRIATIONS	344,473
	<hr/>

C. CONSTRUCTION INDUSTRY AUTHORITY OF THE PHILIPPINES

For general administration and support, and operations, as indicated hereunder P 124,196,000

New Appropriations, by Programs/Projects

<u>Current Operating Expenditures</u>			
	Maintenance and Other Operating		
<u>Personnel Services</u>	<u>Expenses</u>	<u>Capital Outlays</u>	<u>Total</u>

A. REGULAR PROGRAMS

General Administration and Support	P	12,023,000	P	43,447,000	P	55,470,000
Operations		<u>50,785,000</u>		<u>17,941,000</u>		<u>68,726,000</u>
CONSTRUCTION INDUSTRY DEVELOPMENT PROGRAM		25,689,000		12,619,000		38,308,000
CONSTRUCTION INDUSTRY REGULATORY PROGRAM		<u>25,096,000</u>		<u>5,322,000</u>		<u>30,418,000</u>
TOTAL NEW APPROPRIATIONS	P	<u><u>62,808,000</u></u>	P	<u><u>61,388,000</u></u>	P	<u><u>124,196,000</u></u>

Special Provision(s)

1. **Reporting and Posting Requirements.** The Construction Industry Authority of the Philippines (CIAP) shall submit quarterly reports on its financial and physical accomplishments, within thirty (30) days after the end of every quarter, through the following:

- (a) URS or other electronic means for reports not covered by the URS; and
- (b) CIAP's website.

The CIAP shall send written notice when said reports have been submitted or posted on its website to the DBM, House of Representatives, Senate of the Philippines, House Committee on Appropriations, Senate Committee on Finance, and other offices where the submission of reports is required under existing laws, rules and regulations. The date of notice to said agencies shall be considered the date of compliance with this requirement.

2. **Appropriations for Activities or Projects.** The amounts appropriated herein shall be used specifically for the following activities or projects in the indicated amounts and conditions:

New Appropriations, by Programs/Activities/Projects

	<u>Current Operating Expenditures</u>			
	<u>Personnel Services</u>	<u>Maintenance and Other Operating Expenses</u>	<u>Capital Outlays</u>	<u>Total</u>
REGULAR PROGRAMS				
General Administration and Support				
General Management and Supervision	P <u>12,023,000</u>	P <u>43,447,000</u>		P <u>55,470,000</u>
Sub-total, General Administration and Support	<u>12,023,000</u>	<u>43,447,000</u>		<u>55,470,000</u>
Operations				
CONSTRUCTION INDUSTRY DEVELOPMENT PROGRAM	<u>25,689,000</u>	<u>12,619,000</u>		<u>38,308,000</u>
Domestic and overseas construction service promotion and development	1,911,000	1,480,000		3,391,000
Industry policy development	10,457,000	3,464,000		13,921,000
Capacity Building for human resources in the construction industry	13,321,000	7,675,000		20,996,000
CONSTRUCTION INDUSTRY REGULATORY PROGRAM	<u>25,096,000</u>	<u>5,322,000</u>		<u>30,418,000</u>
Licensing, accreditation and registration of construction contractors (domestic and overseas) and issuance of overseas project authorization	14,406,000	4,253,000		18,659,000

Investigation and litigation of violations on Contractors License Law	5,851,000	587,000	6,438,000
Resolution of claims and disputes under construction contract through arbitration and mediation	<u>4,839,000</u>	<u>482,000</u>	<u>5,321,000</u>
Sub-total, Operations	<u>50,785,000</u>	<u>17,941,000</u>	<u>68,726,000</u>
TOTAL NEW APPROPRIATIONS	P <u><u>62,808,000</u></u>	P <u><u>61,388,000</u></u>	P <u><u>124,196,000</u></u>

New Appropriations, by Object of Expenditures
(In Thousand Pesos)

Current Operating Expenditures

Personnel Services

Civilian Personnel

Permanent Positions

Basic Salary	<u>48,370</u>
--------------	---------------

Total Permanent Positions	<u>48,370</u>
---------------------------	---------------

Other Compensation Common to All

Personnel Economic Relief Allowance	2,208
Representation Allowance	624
Transportation Allowance	624
Clothing and Uniform Allowance	552
Mid-Year Bonus - Civilian	4,032
Year End Bonus	4,032
Cash Gift	460
Productivity Enhancement Incentive	460
Step Increment	<u>121</u>

Total Other Compensation Common to All	<u>13,113</u>
--	---------------

Other Benefits

PAG-IBIG Contributions	111
PhilHealth Contributions	1,038
Employees Compensation Insurance Premiums	111
Loyalty Award - Civilian	<u>65</u>

Total Other Benefits	<u>1,325</u>
----------------------	--------------

Total Personnel Services	<u>62,808</u>
--------------------------	---------------

Maintenance and Other Operating Expenses

Travelling Expenses	1,678
Training and Scholarship Expenses	3,814

Supplies and Materials Expenses	3,106
Utility Expenses	3,024
Communication Expenses	3,183
Confidential, Intelligence and Extraordinary Expenses	
Extraordinary and Miscellaneous Expenses	679
Professional Services	14,227
General Services	3,322
Repairs and Maintenance	100
Taxes, Insurance Premiums and Other Fees	189
Other Maintenance and Operating Expenses	
Printing and Publication Expenses	355
Representation Expenses	1,292
Rent/Lease Expenses	25,579
Subscription Expenses	840
	<hr/>
Total Maintenance and Other Operating Expenses	61,388
	<hr/>
Total Current Operating Expenditures	124,196
	<hr/>
TOTAL NEW APPROPRIATIONS	124,196
	<hr/> <hr/>

D. COOPERATIVE DEVELOPMENT AUTHORITY

For general administration and support, support to operations, and operations, including locally-funded project(s) as indicated hereunder P 666,174,000

New Appropriations, by Programs/Projects

	<u>Current Operating Expenditures</u>			<u>Total</u>
	<u>Personnel Services</u>	<u>Maintenance and Other Operating Expenses</u>	<u>Capital Outlays</u>	
A. REGULAR PROGRAMS				
General Administration and Support	P 145,637,000	P 65,709,000		P 211,346,000
Support to Operations	17,985,000	9,065,000		27,050,000
Operations	<u>271,073,000</u>	<u>153,705,000</u>		<u>424,778,000</u>
COOPERATIVE DEVELOPMENT PROGRAM	191,240,000	90,422,000		281,662,000
COOPERATIVE REGULATION PROGRAM	<u>79,833,000</u>	<u>63,283,000</u>		<u>143,116,000</u>
Total, Regular Programs	<u>434,695,000</u>	<u>228,479,000</u>		<u>663,174,000</u>
B. PROJECT(S)				
Locally-Funded Project(s)		<u>3,000,000</u>		<u>3,000,000</u>
Total, Project(s)		<u>3,000,000</u>		<u>3,000,000</u>
TOTAL NEW APPROPRIATIONS	P <u>434,695,000</u>	P <u>231,479,000</u>		P <u>666,174,000</u>

Special Provision(s)

1. **Requirements of the Cooperative Development Authority and Reversion of Balances from Revolving Funds.** The amounts appropriated herein for the programs, activities and projects of the Cooperative Development Authority (CDA) shall be used exclusively for regulation of cooperatives and provision of technical advisory services. In no case shall said amounts be used for providing credit services in accordance with E.O. No. 138, s. 1999.

Balances of the Cooperative Development Loan Fund, Cooperative Marketing Project Fund, Cooperative Support Fund, and Cooperative Rehabilitation Development Fund, including payments from debtors arising from outstanding loans shall revert to the unappropriated surplus of the General Fund pursuant to Section 45, Chapter 5, Book VI of E.O. No. 292.

2. **Reporting and Posting Requirements.** The CDA shall submit quarterly reports on its financial and physical accomplishments, within thirty (30) days after the end of every quarter, through the following:

- (a) URS or other electronic means for reports not covered by the URS; and
- (b) CDA's website.

The CDA shall send written notice when said reports have been submitted or posted on its website to the DBM, House of Representatives, Senate of the Philippines, House Committee on Appropriations, Senate Committee on Finance, and other offices where the submission of reports is required under existing laws, rules and regulations. The date of notice to said agencies shall be considered the date of compliance with this requirement.

3. **Appropriations for Activities or Projects.** The amounts appropriated herein shall be used specifically for the following activities or projects in the indicated amounts and conditions:

New Appropriations, by Programs/Activities/Projects

	Current Operating Expenditures			
	Personnel Services	Maintenance and Other Operating Expenses	Capital Outlays	Total
REGULAR PROGRAMS				
General Administration and Support				
General Management and Supervision	P 130,795,000	P 65,709,000		P 196,504,000
National Capital Region (NCR)	73,052,000	34,604,000		107,656,000
Central Office	68,756,000	28,012,000		96,768,000
Manila Extension Office	4,296,000	6,592,000		10,888,000
Region I - Ilocos	2,983,000	2,346,000		5,329,000
Dagupan Extension Office	2,983,000	2,346,000		5,329,000
Cordillera Administrative Region (CAR)	4,555,000	2,154,000		6,709,000
Cordillera Extension Office	4,555,000	2,154,000		6,709,000
Region II - Cagayan Valley	4,572,000	1,842,000		6,414,000
Tuguegarao Extension Office	4,572,000	1,842,000		6,414,000
Region III - Central Luzon	4,573,000	1,906,000		6,479,000
Pampanga Extension Office	4,573,000	1,906,000		6,479,000
Region IVA - CALABARZON	4,474,000	2,798,000		7,272,000
Calamba Extension Office	4,474,000	2,798,000		7,272,000

Region IVB - MIMAROPA	<u>3,081,000</u>	<u>1,939,000</u>	<u>5,020,000</u>
MIMAROPA Extension Office	3,081,000	1,939,000	5,020,000
Region V - Bicol	<u>2,837,000</u>	<u>1,622,000</u>	<u>4,459,000</u>
Naga Extension Office	2,837,000	1,622,000	4,459,000
Region VI - Western Visayas	<u>3,540,000</u>	<u>1,678,000</u>	<u>5,218,000</u>
Iloilo Extension Office	3,540,000	1,678,000	5,218,000
Region VII - Central Visayas	<u>3,976,000</u>	<u>2,226,000</u>	<u>6,202,000</u>
Cebu Extension Office	3,976,000	2,226,000	6,202,000
Region VIII - Eastern Visayas	<u>4,802,000</u>	<u>2,131,000</u>	<u>6,933,000</u>
Tacloban Extension Office	4,802,000	2,131,000	6,933,000
Region IX - Zamboanga Peninsula	<u>4,396,000</u>	<u>1,848,000</u>	<u>6,244,000</u>
Pagadian Extension Office	4,396,000	1,848,000	6,244,000
Region X - Northern Mindanao	<u>3,377,000</u>	<u>2,351,000</u>	<u>5,728,000</u>
Cagayan de Oro City Extension Office	3,377,000	2,351,000	5,728,000
Region XI - Davao	<u>4,802,000</u>	<u>2,563,000</u>	<u>7,365,000</u>
Davao Extension Office	4,802,000	2,563,000	7,365,000
Region XII - SOCCSKSARGEN	<u>4,223,000</u>	<u>1,839,000</u>	<u>6,062,000</u>
Kidapawan Extension Office	4,223,000	1,839,000	6,062,000
Region XIII - Caraga	<u>1,552,000</u>	<u>1,862,000</u>	<u>3,414,000</u>
Caraga Extension Office	1,552,000	1,862,000	3,414,000
Administration of Personnel Benefits	<u>14,842,000</u>		<u>14,842,000</u>
National Capital Region (NCR)	<u>14,842,000</u>		<u>14,842,000</u>
Central Office	<u>14,842,000</u>		<u>14,842,000</u>
Sub-total, General Administration and Support	<u>145,637,000</u>	<u>65,709,000</u>	<u>211,346,000</u>
Support to Operations			
Formulation of plans and programs including monitoring and evaluation, maintenance of Management Information System (MIS) and Quality Management System (QMS)	<u>17,985,000</u>	<u>9,065,000</u>	<u>27,050,000</u>
National Capital Region (NCR)	<u>6,467,000</u>	<u>6,215,000</u>	<u>12,682,000</u>

Central Office	6,467,000	6,000,000	12,467,000
Manila Extension Office		215,000	215,000
Region I - Ilocos		<u>200,000</u>	<u>200,000</u>
Dagupan Extension Office		200,000	200,000
Cordillera Administrative Region (CAR)	<u>1,175,000</u>	<u>180,000</u>	<u>1,355,000</u>
Cordillera Extension Office	1,175,000	180,000	1,355,000
Region II - Cagayan Valley		<u>188,000</u>	<u>188,000</u>
Tuguegarao Extension Office		188,000	188,000
Region III - Central Luzon	<u>1,081,000</u>	<u>197,000</u>	<u>1,278,000</u>
Pampanga Extension Office	1,081,000	197,000	1,278,000
Region IVA - CALABARZON	<u>1,081,000</u>	<u>195,000</u>	<u>1,276,000</u>
Calamba Extension Office	1,081,000	195,000	1,276,000
Region IVB - MIMAROPA	<u>1,081,000</u>	<u>70,000</u>	<u>1,151,000</u>
MIMAROPA Extension Office	1,081,000	70,000	1,151,000
Region V - Bicol	<u>1,096,000</u>	<u>200,000</u>	<u>1,296,000</u>
Naga Extension Office	1,096,000	200,000	1,296,000
Region VI - Western Visayas		<u>221,000</u>	<u>221,000</u>
Iloilo Extension Office		221,000	221,000
Region VII - Central Visayas	<u>1,081,000</u>	<u>205,000</u>	<u>1,286,000</u>
Cebu Extension Office	1,081,000	205,000	1,286,000
Region VIII - Eastern Visayas	<u>1,096,000</u>	<u>185,000</u>	<u>1,281,000</u>
Tacloban Extension Office	1,096,000	185,000	1,281,000
Region IX - Zamboanga Peninsula	<u>1,081,000</u>	<u>208,000</u>	<u>1,289,000</u>
Pagadian Extension Office	1,081,000	208,000	1,289,000
Region X - Northern Mindanao	<u>604,000</u>	<u>210,000</u>	<u>814,000</u>
Cagayan de Oro City Extension Office	604,000	210,000	814,000
Region XI - Davao	<u>1,081,000</u>	<u>150,000</u>	<u>1,231,000</u>
Davao Extension Office	1,081,000	150,000	1,231,000
Region XII - SOCCSKSARGEN		<u>221,000</u>	<u>221,000</u>
Kidapawan Extension Office		221,000	221,000

Region XIII - Caraga	<u>1,061,000</u>	<u>220,000</u>	<u>1,281,000</u>
Caraga Extension Office	<u>1,061,000</u>	<u>220,000</u>	<u>1,281,000</u>
Sub-total, Support to Operations	<u>17,985,000</u>	<u>9,065,000</u>	<u>27,050,000</u>
Operations			
COOPERATIVE DEVELOPMENT PROGRAM	<u>191,240,000</u>	<u>90,422,000</u>	<u>281,662,000</u>
Provision of Technical Assistance on Cooperative Development, Research Communication and Advocacy, Standard Setting and Accreditation, Awards and Recognition and Documentation of Best Practices, Capability Building Program for Cooperatives, and Project Development Assistance	<u>191,240,000</u>	<u>90,422,000</u>	<u>281,662,000</u>
National Capital Region (NCR)	<u>23,980,000</u>	<u>38,470,000</u>	<u>62,450,000</u>
Central Office	5,682,000	37,873,000	43,555,000
Manila Extension Office	18,298,000	597,000	18,895,000
Region I - Ilocos	<u>13,147,000</u>	<u>672,000</u>	<u>13,819,000</u>
Dagupan Extension Office	13,147,000	672,000	13,819,000
Cordillera Administrative Region (CAR)	<u>9,606,000</u>	<u>508,000</u>	<u>10,114,000</u>
Cordillera Extension Office	9,606,000	508,000	10,114,000
Region II - Cagayan Valley	<u>9,176,000</u>	<u>460,000</u>	<u>9,636,000</u>
Tuguegarao Extension Office	9,176,000	460,000	9,636,000
Region III - Central Luzon	<u>15,918,000</u>	<u>817,000</u>	<u>16,735,000</u>
Pampanga Extension Office	15,918,000	817,000	16,735,000
Region IVA - CALABARZON	<u>16,461,000</u>	<u>895,000</u>	<u>17,356,000</u>
Calamba Extension Office	16,461,000	895,000	17,356,000
Region IVB - MIMAROPA	<u>3,631,000</u>	<u>461,000</u>	<u>4,092,000</u>
MIMAROPA Extension Office	3,631,000	461,000	4,092,000
Region V - Bicol	<u>15,960,000</u>	<u>545,000</u>	<u>16,505,000</u>
Naga Extension Office	15,960,000	545,000	16,505,000
Region VI - Western Visayas	<u>14,889,000</u>	<u>794,000</u>	<u>15,683,000</u>
Iloilo Extension Office	14,889,000	794,000	15,683,000
Region VII - Central Visayas	<u>10,773,000</u>	<u>596,000</u>	<u>11,369,000</u>
Cebu Extension Office	10,773,000	596,000	11,369,000

Region VIII - Eastern Visayas	<u>11,360,000</u>	<u>754,000</u>	<u>12,114,000</u>
Tacloban Extension Office	11,360,000	754,000	12,114,000
Region IX - Zamboanga Peninsula	<u>7,746,000</u>	<u>569,000</u>	<u>8,315,000</u>
Pagadian Extension Office	7,746,000	569,000	8,315,000
Region X - Northern Mindanao	<u>11,930,000</u>	<u>43,157,000</u>	<u>55,087,000</u>
Cagayan de Oro City Extension Office	11,930,000	43,157,000	55,087,000
Region XI - Davao	<u>9,686,000</u>	<u>532,000</u>	<u>10,218,000</u>
Davao Extension Office	9,686,000	532,000	10,218,000
Region XII - SOCCSKSARGEN	<u>5,233,000</u>	<u>625,000</u>	<u>5,858,000</u>
Kidapawan Extension Office	5,233,000	625,000	5,858,000
Region XIII - Caraga	<u>11,744,000</u>	<u>567,000</u>	<u>12,311,000</u>
Caraga Extension Office	11,744,000	567,000	12,311,000
COOPERATIVE REGULATION PROGRAM	<u>79,833,000</u>	<u>63,283,000</u>	<u>143,116,000</u>
Registration of cooperatives and amendments	<u>35,153,000</u>	<u>5,583,000</u>	<u>40,736,000</u>
National Capital Region (NCR)	<u>2,833,000</u>	<u>2,591,000</u>	<u>5,424,000</u>
Central Office	2,257,000	2,406,000	4,663,000
Manila Extension Office	576,000	185,000	761,000
Region I - Ilocos	<u>3,442,000</u>	<u>237,000</u>	<u>3,679,000</u>
Dagupan Extension Office	3,442,000	237,000	3,679,000
Cordillera Administrative Region (CAR)	<u>1,139,000</u>	<u>103,000</u>	<u>1,242,000</u>
Cordillera Extension Office	1,139,000	103,000	1,242,000
Region II - Cagayan Valley	<u>1,150,000</u>	<u>137,000</u>	<u>1,287,000</u>
Tuguegarao Extension Office	1,150,000	137,000	1,287,000
Region III - Central Luzon	<u>1,150,000</u>	<u>309,000</u>	<u>1,459,000</u>
Pampanga Extension Office	1,150,000	309,000	1,459,000
Region IVA - CALABARZON	<u>2,429,000</u>	<u>221,000</u>	<u>2,650,000</u>
Calamba Extension Office	2,429,000	221,000	2,650,000
Region IVB - MIMAROPA	<u>717,000</u>	<u>219,000</u>	<u>936,000</u>
MIMAROPA Extension Office	717,000	219,000	936,000

Region V - Bicol	<u>1,150,000</u>	<u>155,000</u>	<u>1,305,000</u>
Naga Extension Office	1,150,000	155,000	1,305,000
Region VI - Western Visayas	<u>3,605,000</u>	<u>299,000</u>	<u>3,904,000</u>
Iloilo Extension Office	3,605,000	299,000	3,904,000
Region VII - Central Visayas	<u>1,757,000</u>	<u>141,000</u>	<u>1,898,000</u>
Cebu Extension Office	1,757,000	141,000	1,898,000
Region VIII - Eastern Visayas	<u>3,729,000</u>	<u>261,000</u>	<u>3,990,000</u>
Tacloban Extension Office	3,729,000	261,000	3,990,000
Region IX - Zamboanga Peninsula	<u>2,713,000</u>	<u>171,000</u>	<u>2,884,000</u>
Pagadian Extension Office	2,713,000	171,000	2,884,000
Region X - Northern Mindanao	<u>2,893,000</u>	<u>184,000</u>	<u>3,077,000</u>
Cagayan de Oro City Extension Office	2,893,000	184,000	3,077,000
Region XI - Davao	<u>3,016,000</u>	<u>180,000</u>	<u>3,196,000</u>
Davao Extension Office	3,016,000	180,000	3,196,000
Region XII - SOCCSKSARGEN	<u>2,288,000</u>	<u>218,000</u>	<u>2,506,000</u>
Kidapawan Extension Office	2,288,000	218,000	2,506,000
Region XIII - Caraga	<u>1,142,000</u>	<u>157,000</u>	<u>1,299,000</u>
Caraga Extension Office	1,142,000	157,000	1,299,000
Regulation of cooperatives, formulation of guidelines, rules and regulations	<u>35,642,000</u>	<u>54,025,000</u>	<u>89,667,000</u>
National Capital Region (NCR)	<u>17,153,000</u>	<u>14,010,000</u>	<u>31,163,000</u>
Central Office	14,993,000	10,943,000	25,936,000
Manila Extension Office	2,160,000	3,067,000	5,227,000
Region I - Ilocos	<u>717,000</u>	<u>2,625,000</u>	<u>3,342,000</u>
Dagupan Extension Office	717,000	2,625,000	3,342,000
Cordillera Administrative Region (CAR)	<u>2,911,000</u>	<u>2,599,000</u>	<u>5,510,000</u>
Cordillera Extension Office	2,911,000	2,599,000	5,510,000
Region II - Cagayan Valley	<u>1,434,000</u>	<u>2,445,000</u>	<u>3,879,000</u>
Tuguegarao Extension Office	1,434,000	2,445,000	3,879,000

Region III - Central Luzon	<u>2,154,000</u>	<u>2,842,000</u>	<u>4,996,000</u>
Pampanga Extension Office	2,154,000	2,842,000	4,996,000
Region IVA - CALABARZON		<u>3,134,000</u>	<u>3,134,000</u>
Calamba Extension Office		3,134,000	3,134,000
Region IVB- MIMAROPA	<u>2,042,000</u>	<u>2,641,000</u>	<u>4,683,000</u>
MIMAROPA Extension Office	2,042,000	2,641,000	4,683,000
Region V - Bicol	<u>717,000</u>	<u>2,537,000</u>	<u>3,254,000</u>
Naga Extension Office	717,000	2,537,000	3,254,000
Region VI - Western Visayas	<u>2,027,000</u>	<u>2,671,000</u>	<u>4,698,000</u>
Iloilo Extension Office	2,027,000	2,671,000	4,698,000
Region VII - Central Visayas	<u>604,000</u>	<u>2,615,000</u>	<u>3,219,000</u>
Cebu Extension Office	604,000	2,615,000	3,219,000
Region VIII - Eastern Visayas	<u>1,434,000</u>	<u>2,582,000</u>	<u>4,016,000</u>
Tacloban Extension Office	1,434,000	2,582,000	4,016,000
Region IX - Zamboanga Peninsula		<u>2,654,000</u>	<u>2,654,000</u>
Pagadian Extension Office		2,654,000	2,654,000
Region X - Northern Mindanao	<u>1,300,000</u>	<u>2,906,000</u>	<u>4,206,000</u>
Cagayan de Oro City Extension Office	1,300,000	2,906,000	4,206,000
Region XI - Davao	<u>576,000</u>	<u>2,630,000</u>	<u>3,206,000</u>
Davao Extension Office	576,000	2,630,000	3,206,000
Region XII - SOCCSKSARGEN	<u>717,000</u>	<u>2,555,000</u>	<u>3,272,000</u>
Kidapawan Extension Office	717,000	2,555,000	3,272,000
Region XIII - Caraga	<u>1,856,000</u>	<u>2,579,000</u>	<u>4,435,000</u>
Caraga Extension Office	1,856,000	2,579,000	4,435,000
Investigation, hearing of cases and legal actions, and alternative dispute resolution	<u>9,038,000</u>	<u>3,675,000</u>	<u>12,713,000</u>
National Capital Region (NCR)	<u>2,173,000</u>	<u>1,503,000</u>	<u>3,676,000</u>
Central Office	2,173,000	1,397,000	3,570,000
Manila Extension Office		106,000	106,000

Region I - Ilocos		<u>157,000</u>	<u>157,000</u>
Dagupan Extension Office		157,000	157,000
Cordillera Administrative Region (CAR)		<u>190,000</u>	<u>190,000</u>
Cordillera Extension Office		190,000	190,000
Region II - Cagayan Valley	<u>971,000</u>	<u>83,000</u>	<u>1,054,000</u>
Tuguegarao Extension Office	971,000	83,000	1,054,000
Region III - Central Luzon		<u>181,000</u>	<u>181,000</u>
Pampanga Extension Office		181,000	181,000
Region IVA - CALABARZON	<u>985,000</u>	<u>147,000</u>	<u>1,132,000</u>
Calamba Extension Office	985,000	147,000	1,132,000
Region IVB - MIMAROPA		<u>88,000</u>	<u>88,000</u>
MIMAROPA Extension Office		88,000	88,000
Region V - Bicol	<u>998,000</u>	<u>130,000</u>	<u>1,128,000</u>
Naga Extension Office	998,000	130,000	1,128,000
Region VI - Western Visayas	<u>998,000</u>	<u>173,000</u>	<u>1,171,000</u>
Iloilo Extension Office	998,000	173,000	1,171,000
Region VII - Central Visayas	<u>985,000</u>	<u>113,000</u>	<u>1,098,000</u>
Cebu Extension Office	985,000	113,000	1,098,000
Region VIII - Eastern Visayas	<u>957,000</u>	<u>193,000</u>	<u>1,150,000</u>
Tacloban Extension Office	957,000	193,000	1,150,000
Region IX - Zamboanga Peninsula		<u>145,000</u>	<u>145,000</u>
Pagadian Extension Office		145,000	145,000
Region X - Northern Mindanao	<u>971,000</u>	<u>162,000</u>	<u>1,133,000</u>
Cagayan de Oro City Extension Office	971,000	162,000	1,133,000
Region XI - Davao		<u>60,000</u>	<u>60,000</u>
Davao Extension Office		60,000	60,000
Region XII - SOCCSKSARGEN		<u>196,000</u>	<u>196,000</u>
Kidapawan Extension Office		196,000	196,000

Region XIII - Caraga		<u>154,000</u>	<u>154,000</u>
Caraga Extension Office		<u>154,000</u>	<u>154,000</u>
Sub-total, Operations	<u>271,073,000</u>	<u>153,705,000</u>	<u>424,778,000</u>
Total, Regular Programs	<u>434,695,000</u>	<u>228,479,000</u>	<u>663,174,000</u>
PROJECT(S)			
Locally-Funded Project(s)			
Funding Support for Albay Dairy Farmers Multi-Purpose Cooperative (Brgy. Banao, Guinobatan, Albay)		<u>3,000,000</u>	<u>3,000,000</u>
National Capital Region (NCR)		<u>3,000,000</u>	<u>3,000,000</u>
Central Office		<u>3,000,000</u>	<u>3,000,000</u>
Sub-total, Locally-Funded Project(s)		<u>3,000,000</u>	<u>3,000,000</u>
Total, Project(s)		<u>3,000,000</u>	<u>3,000,000</u>
TOTAL NEW APPROPRIATIONS	P <u>434,695,000</u>	P <u>231,479,000</u>	P <u>666,174,000</u>

New Appropriations, by Object of Expenditures
(In Thousand Pesos)

Current Operating Expenditures

Personnel Services

Civilian Personnel

Permanent Positions

Basic Salary	<u>322,503</u>
--------------	----------------

Total Permanent Positions	<u>322,503</u>
---------------------------	----------------

Other Compensation Common to All

Personnel Economic Relief Allowance	15,888
Representation Allowance	2,760
Transportation Allowance	2,760
Clothing and Uniform Allowance	3,972
Mid-Year Bonus - Civilian	26,879
Year End Bonus	26,879
Cash Gift	3,310
Productivity Enhancement Incentive	3,310
Step Increment	<u>800</u>

Total Other Compensation Common to All	<u>86,558</u>
--	---------------

Other Benefits

PAG-IBIG Contributions	791
PhilHealth Contributions	6,892

Employees Compensation Insurance Premiums	791
Loyalty Award - Civilian	235
Terminal Leave	14,842
Total Other Benefits	23,551
Non-Permanent Positions	2,083
Total Personnel Services	434,695
Maintenance and Other Operating Expenses	
Travelling Expenses	60,782
Training and Scholarship Expenses	53,882
Supplies and Materials Expenses	14,330
Utility Expenses	7,585
Communication Expenses	5,531
Confidential, Intelligence and Extraordinary Expenses	
Extraordinary and Miscellaneous Expenses	2,435
Professional Services	1,048
General Services	16,910
Repairs and Maintenance	2,936
Financial Assistance/Subsidy	38,570
Taxes, Insurance Premiums and Other Fees	2,672
Other Maintenance and Operating Expenses	
Advertising Expenses	302
Printing and Publication Expenses	893
Representation Expenses	11,745
Transportation and Delivery Expenses	105
Rent/Lease Expenses	10,965
Membership Dues and Contributions to Organizations	571
Subscription Expenses	124
Other Maintenance and Operating Expenses	93
Total Maintenance and Other Operating Expenses	231,479
Total Current Operating Expenditures	666,174
TOTAL NEW APPROPRIATIONS	666,174

E. DESIGN CENTER OF THE PHILIPPINES

For general administration and support, and operations, as indicated hereunder P 123,048,000

New Appropriations, by Programs/Projects

<u>Current Operating Expenditures</u>				
		Maintenance and Other Operating Expenses	Capital Outlays	Total
	<u>Personnel Services</u>			
A. REGULAR PROGRAMS				
General Administration and Support	P 10,204,000	P 24,720,000	P	34,924,000

Operations	<u>36,886,000</u>	<u>51,238,000</u>	<u>88,124,000</u>
DESIGN INNOVATION, PROMOTION AND INDUSTRY DEVELOPMENT PROGRAM	<u>36,886,000</u>	<u>51,238,000</u>	<u>88,124,000</u>
TOTAL NEW APPROPRIATIONS	P <u>47,090,000</u>	P <u>75,958,000</u>	P <u>123,048,000</u>

Special Provision(s)

1. **Design Innovation.** As the design innovation arm of the government, the Design Center of the Philippines (DCP) shall conduct continuing research and development on the different design strengths and assets of the Philippines to create innovative and globally competitive Philippine products, while advocating for economic and environmental sustainability. This shall be implemented through: (i) materials research and development; (ii) design research and development; and (iii) product development.

The DCP shall work with relevant stakeholders from both the design and manufacturing industries who have extensive experience in design, materials and market exploration in the optimum development of these materials and utilization of the same into innovative and market competitive products.

2. **Reporting and Posting Requirements.** The DCP shall submit quarterly reports on its financial and physical accomplishments, within thirty (30) days after the end of every quarter, through the following:

- (a) URS or other electronic means for reports not covered by the URS; and
- (b) DCP's website.

The DCP shall send written notice when said reports have been submitted or posted on its website to the DBM, House of Representatives, Senate of the Philippines, House Committee on Appropriations, Senate Committee on Finance, and other offices where the submission of reports is required under existing laws, rules and regulations. The date of notice to said agencies shall be considered the date of compliance with this requirement.

3. **Appropriations for Activities or Projects.** The amounts appropriated herein shall be used specifically for the following activities or projects in the indicated amounts and conditions:

New Appropriations, by Programs/Activities/Projects

	<u>Current Operating Expenditures</u>			<u>Total</u>
	<u>Personnel Services</u>	<u>Maintenance and Other Operating Expenses</u>	<u>Capital Outlays</u>	
REGULAR PROGRAMS				
General Administration and Support				
General Management and Supervision	P 9,927,000	P 24,720,000		P 34,647,000
Administration of Personnel Benefits	<u>277,000</u>			<u>277,000</u>
Sub-total, General Administration and Support	<u>10,204,000</u>	<u>24,720,000</u>		<u>34,924,000</u>
Operations				
DESIGN INNOVATION, PROMOTION, AND INDUSTRY DEVELOPMENT PROGRAM	<u>36,886,000</u>	<u>51,238,000</u>		<u>88,124,000</u>
Planning, policy formulation and review	6,128,000	7,501,000		13,629,000
Design Innovation	16,835,000	15,907,000		32,742,000
Design promotion and industry development	<u>13,923,000</u>	<u>27,830,000</u>		<u>41,753,000</u>
Sub-total, Operations	<u>36,886,000</u>	<u>51,238,000</u>		<u>88,124,000</u>
TOTAL NEW APPROPRIATIONS	P <u>47,090,000</u>	P <u>75,958,000</u>		P <u>123,048,000</u>

New Appropriations, by Object of Expenditures
(In Thousand Pesos)

Current Operating Expenditures

Personnel Services

Civilian Personnel

Permanent Positions

Basic Salary	36,013
--------------	--------

Total Permanent Positions	36,013
---------------------------	--------

Other Compensation Common to All

Personnel Economic Relief Allowance	1,512
Representation Allowance	330
Transportation Allowance	330
Clothing and Uniform Allowance	378
Mid-Year Bonus - Civilian	3,001
Year End Bonus	3,001
Cash Gift	315
Productivity Enhancement Incentive	315
Step Increment	90

Total Other Compensation Common to All	9,272
--	-------

Other Compensation for Specific Groups

Anniversary Bonus - Civilian	189
------------------------------	-----

Total Other Compensation for Specific Groups	189
--	-----

Other Benefits

PAG-IBIG Contributions	76
PhilHealth Contributions	782
Employees Compensation Insurance Premiums	76
Loyalty Award - Civilian	30
Terminal Leave	277

Total Other Benefits	1,241
----------------------	-------

Non-Permanent Positions	375
-------------------------	-----

Total Personnel Services	47,090
--------------------------	--------

Maintenance and Other Operating Expenses

Travelling Expenses	4,800
Training and Scholarship Expenses	4,749
Supplies and Materials Expenses	5,979
Utility Expenses	6,240
Communication Expenses	10,997
Awards/Rewards and Prizes	90

Survey, Research, Exploration and Development Expenses	1,000
Confidential, Intelligence and Extraordinary Expenses	
Extraordinary and Miscellaneous Expenses	136
Professional Services	16,720
General Services	4,167
Repairs and Maintenance	350
Taxes, Insurance Premiums and Other Fees	344
Other Maintenance and Operating Expenses	
Advertising Expenses	600
Printing and Publication Expenses	800
Representation Expenses	1,287
Transportation and Delivery Expenses	600
Rent/Lease Expenses	8,883
Membership Dues and Contributions to Organizations	6
Subscription Expenses	8,210
Total Maintenance and Other Operating Expenses	75,958
Total Current Operating Expenditures	123,048
TOTAL NEW APPROPRIATIONS	123,048

F. PHILIPPINE TRADE TRAINING CENTER

For general administration and support, and operations, as indicated hereunder P 67,188,000

New Appropriations, by Programs/Projects

	Current Operating Expenditures			Total
	Personnel Services	Maintenance and Other Operating Expenses	Capital Outlays	
A. REGULAR PROGRAMS				
General Administration and Support	P 16,418,000	P 2,749,000		P 19,167,000
Operations	<u>18,261,000</u>	<u>29,760,000</u>		<u>48,021,000</u>
TRADE BUSINESS MANAGEMENT TRAINING PROGRAM	<u>18,261,000</u>	<u>29,760,000</u>		<u>48,021,000</u>
TOTAL NEW APPROPRIATIONS	P <u>34,679,000</u>	P <u>32,509,000</u>		P <u>67,188,000</u>

Special Provision(s)

1. **Reporting and Posting Requirements.** The Philippine Trade Training Center (PTTC) shall submit quarterly reports on its financial and physical accomplishments, within thirty (30) days after the end of every quarter, through the following:

- URS or other electronic means for reports not covered by the URS; and
- PTTC's website.

The PTTC shall send written notice when said reports have been submitted or posted on its website to the DBM, House of Representatives, Senate of the Philippines, House Committee on Appropriations, Senate Committee on Finance, and other offices where the submission of reports is required under existing laws, rules and regulations. The date of notice to said agencies shall be considered the date of compliance with this requirement.

2. **Appropriations for Activities or Projects.** The amounts appropriated herein shall be used specifically for the following activities or projects in the indicated amounts and conditions:

New Appropriations, by Programs/Activities/Projects

	Current Operating Expenditures			
	Personnel Services	Maintenance and Other Operating Expenses	Capital Outlays	Total
REGULAR PROGRAMS				
General Administration and Support				
General Management and Supervision	P 16,418,000	P 2,749,000		P 19,167,000
Sub-total, General Administration and Support	16,418,000	2,749,000		19,167,000
Operations				
TRADE BUSINESS MANAGEMENT TRAINING PROGRAM	18,261,000	29,760,000		48,021,000
Planning, policy formulation and provision of trade related training research	6,733,000	8,767,000		15,500,000
Development and implementation of training modules	7,224,000	9,480,000		16,704,000
Management and maintenance of facilities for training, exhibitions, conferences and other activities	4,304,000	11,513,000		15,817,000
Sub-total, Operations	18,261,000	29,760,000		48,021,000
TOTAL NEW APPROPRIATIONS	P 34,679,000	P 32,509,000		P 67,188,000

New Appropriations, by Object of Expenditures
(In Thousand Pesos)

Current Operating Expenditures

Personnel Services

Civilian Personnel

Permanent Positions

Basic Salary	26,605
--------------	--------

Total Permanent Positions	26,605
---------------------------	--------

Other Compensation Common to All

Personnel Economic Relief Allowance	1,176
Representation Allowance	450
Transportation Allowance	450
Clothing and Uniform Allowance	294
Mid-Year Bonus - Civilian	2,218
Year End Bonus	2,218
Cash Gift	245

Productivity Enhancement Incentive	245
Step Increment	<u>66</u>
Total Other Compensation Common to All	<u>7,362</u>
Other Benefits	
PAG-IBIG Contributions	59
PhilHealth Contributions	564
Employees Compensation Insurance Premiums	59
Loyalty - Award Civilian	<u>30</u>
Total Other Benefits	<u>712</u>
Total Personnel Services	<u>34,679</u>
Maintenance and Other Operating Expenses	
Travelling Expenses	716
Training and Scholarship Expenses	424
Supplies and Materials Expenses	2,943
Utility Expenses	3,737
Communication Expenses	2,730
Confidential, Intelligence and Extraordinary Expenses	
Extraordinary and Miscellaneous Expenses	102
Professional Services	11,845
General Services	6,165
Repairs and Maintenance	720
Taxes, Insurance Premiums and Other Fees	520
Other Maintenance and Operating Expenses	
Advertising Expenses	50
Printing and Publication Expenses	322
Representation Expenses	166
Rent/Lease Expenses	57
Membership Dues and Contributions to Organizations	4
Subscription Expenses	1,408
Other Maintenance and Operating Expenses	<u>600</u>
Total Maintenance and Other Operating Expenses	<u>32,509</u>
Total Current Operating Expenditures	<u>67,188</u>
TOTAL NEW APPROPRIATIONS	<u><u>67,188</u></u>

GENERAL SUMMARY
DEPARTMENT OF TRADE AND INDUSTRY

	Current Operating Expenditures				
	Personnel Services	Maintenance and Other Operating Expenses	Financial Expenses	Capital Outlays	Total
A. OFFICE OF THE SECRETARY	P 2,088,653,000	P 2,898,327,000	P 4,970,000	P 10,000,000	P 5,001,950,000
B. BOARD OF INVESTMENTS	180,334,000	162,339,000		1,800,000	344,473,000
C. CONSTRUCTION INDUSTRY AUTHORITY OF THE PHILIPPINES	62,808,000	61,388,000			124,196,000
D. COOPERATIVE DEVELOPMENT AUTHORITY	434,695,000	231,479,000			666,174,000
E. DESIGN CENTER OF THE PHILIPPINES	47,090,000	75,958,000			123,048,000
F. PHILIPPINE TRADE TRAINING CENTER	34,679,000	32,509,000			67,188,000
TOTAL NEW APPROPRIATIONS, DEPARTMENT OF TRADE AND INDUSTRY	P <u>2,848,259,000</u>	P <u>3,462,000,000</u>	P <u>4,970,000</u>	P <u>11,800,000</u>	P <u>6,327,029,000</u>

XXVI. DEPARTMENT OF TRANSPORTATION**A. OFFICE OF THE SECRETARY**

For general administration and support, support to operations, and operations, including locally-funded and foreign-assisted projects, as indicated hereunder P 82,063,158,000

New Appropriations, by Programs/Projects

	Current Operating Expenditures				
	Personnel Services	Maintenance and Other Operating Expenses	Financial Expenses	Capital Outlays	Total
A. REGULAR PROGRAMS					
General Administration and Support	P 1,307,059,000	P 966,764,000	P 7,068,000	P	2,280,891,000
Support to Operations	116,367,000	17,206,000		12,399,165,000	12,532,738,000
Operations	<u>1,242,033,000</u>	<u>7,089,725,000</u>	<u>820,000</u>	<u>37,255,000</u>	<u>8,369,833,000</u>
RAIL TRANSPORT PROGRAM	318,109,000	814,936,000	820,000		1,133,865,000
MOTOR VEHICLE REGULATORY PROGRAM	706,980,000	6,098,668,000			6,805,648,000
LAND PUBLIC TRANSPORTATION PROGRAM	<u>216,944,000</u>	<u>176,121,000</u>		<u>37,255,000</u>	<u>430,320,000</u>
Total, Regular Programs	<u>2,665,459,000</u>	<u>8,073,695,000</u>	<u>7,888,000</u>	<u>12,436,420,000</u>	<u>23,183,462,000</u>
B. PROJECT(S)					
Locally-Funded Project(s)		11,671,555,000		4,313,174,000	15,984,729,000
Foreign-Assisted Project(s)		<u>548,640,000</u>		<u>42,346,327,000</u>	<u>42,894,967,000</u>
Total, Project(s)		<u>12,220,195,000</u>		<u>46,659,501,000</u>	<u>58,879,696,000</u>
TOTAL NEW APPROPRIATIONS	P <u>2,665,459,000</u>	P <u>20,293,890,000</u>	P <u>7,888,000</u>	P <u>59,095,921,000</u>	P <u>82,063,158,000</u>

Special Provision(s)

1. **Seat Belt Use Promotions and Child Restraint Systems Installation, Use and Maintenance Promotions.** In addition to the amounts appropriated for the Land Transportation Office (LTO), Sixty Nine Million Six Hundred Fifty One Thousand Pesos (P69,651,000) shall be used for the implementation of the provisions of R.A. No. 8750 and R.A. No. 11229, including the necessary promotion campaigns on the use of seat belt devices and the installation, use and maintenance of child restraint systems sourced from fines imposed by LTO against drivers, operators, vehicle owners, manufacturers, assemblers, importers or distributors for violation of the rules and regulations on the use and installation of seat belts in accordance with Section 13 of R.A. No. 8750, and Sections 11 and 14 of R.A. No. 11229.

Release of funds shall be subject to the submission of a Special Budget pursuant to Section 35, Chapter 5, Book VI of E.O. No. 292, s. 1987.

2. **Servicing of Metro Rail Transit Obligations.** The amount needed for the payment of prior and current years' obligations for equity rental, maintenance fees and other obligations due to the Metro Rail Transit Corporation (MRTC), as specified in the build-lease-and-transfer agreement between the DOTr and MRTC, shall be charged against the fare box revenue and all non-rail collections or income of the MRT 3.

Any deficiency in collections or income may be augmented by the amounts appropriated herein for mass transport subsidy.

3. **Engineering and Administrative Overhead Expenses.** The DOTr is authorized to deduct engineering and administrative overhead (EAO) expenses for infrastructure projects costing more than Five Million Pesos (P5,000,000) but not to exceed three percent (3%) of the project cost.

The authorized EAO expenses shall be limited to: (i) administrative overhead including the hiring of individuals engaged through job orders or contracts of service or such other engagement of personnel without any employer-employee relationship; (ii) pre-construction activities after detailed engineering; (iii) construction project management; (iv) testing and quality control; (v) acquisition, rehabilitation and repair of related equipment and parts; and (vi) contingencies in relation to pre-construction activities. The EAO expenses shall be treated or booked-up as capitalized expenditures and form part of the project cost.

Disbursements or expenditures by the DOTr in violation of the above requirements shall be void and shall subject the erring officials and employees to disciplinary actions in accordance with Section 43, Chapter 5, and Section 80, Chapter 7, Book VI of E.O. No. 292, and to appropriate criminal action under existing penal laws.

4. Construction of Various Airports and Navigational Facilities. The amount appropriated herein for the construction of various airports and navigational facilities, and acquisition of navigational equipment shall be recorded in the books of accounts of the DOTr and transferred to the Civil Aviation Authority of the Philippines as equity contribution of the National Government in accordance with Section 14 of R.A. No. 9497.

5. Inventory of Rail System Spare Parts. The DOTr, Philippine National Railways, Light Rail Transit Authority, and all other rail offices and agencies are authorized to maintain and ensure continued availability of adequate spare parts inventory. The purchase of spare parts exceeding the agency's one-year requirement shall be subject to the approval of the President of the Philippines, upon the joint recommendation of the Chairperson of the COA and the Secretary of the DOTr.

6. Right-of-Way Acquisition. The amount of Twelve Billion Three Hundred Ninety Nine Million One Hundred Sixty Five Thousand Pesos (P12,399,165,000) appropriated herein shall be used exclusively for Right-of-Way expenses authorized under R.A. No. 10752, relative to the implementation of infrastructure projects of the DOTr, such as, but not limited to the following: (i) North-South Commuter Railway System; (ii) Metro Manila Subway Project Phase I; and (iii) LRT Line 1 Cavite Extension Project; (iv) New Zamboanga International Airport Development Project.

Release of funds shall be subject to the submission of the list of claimants with the corresponding projects and amount certified correct by the DOTr and a Special Budget pursuant to Section 35, Chapter 5, Book VI of E.O. No. 292.

7. Fuel Subsidy to Transport Sector Affected by Rising Fuel Prices. The amount of Three Billion Pesos (P3,000,000,000) appropriated herein shall be used to provide financial assistance/fuel vouchers to qualified public utility vehicle (PUV), taxi, tricycle, and full-time ride-hailing and delivery services drivers nationwide as validated by the LTFRB, when the average Dubai crude oil price based on Mean of Platts Singapore (MOPS) for three (3) months reaches or exceeds eighty dollars (USD 80) per barrel. The implementation thereof shall be subject to the guidelines issued by the DOTr, the DOE, and the DBM. The identification of beneficiaries and distribution of subsidies shall be spearheaded primarily by the LTFRB for the modes under its jurisdiction, and in coordination with the DILG and the DTI for the consolidation of validated master list of targeted beneficiaries not covered by the authority of the DOTr and LTFRB, pursuant to the DOTr-DILG-DTI Memorandum of Agreement dated 18 April 2022 on fuel cash subsidy.

8. Establishment of Active Transportation Facilities in Infrastructure Projects. The amount of Seven Hundred Five Million Pesos (P705,000,000) appropriated herein for active transport, bike share system, and safe pathways program in metropolitan areas, highly-urbanized cities, and independent component cities shall be used to construct protected bike lanes, procure bike racks, improve end-of-trip cycling infrastructure, construct safe and accessible pedestrian pathways and sidewalks, and upgrade existing pop-up bike lanes into permanent bike lanes in accordance with DPWH D.O. No. 88, s. 2020, the DOH Active Transport Playbook, E.O. No. 774, s. 2008, NEDA Board Resolution No. 5, s. 2017, Public Health and Safety Regulations, and applicable guidelines issued by the Executive Branch on promoting active transportation. This shall include the planting of urban shade trees consistent with environmental laws.

The DOTr, in coordination with the DPWH, shall also establish proper public transport stops for the benefit of commuters, and ensure that all projects pertaining to the construction, preventive maintenance, rehabilitation, reconstruction, upgrading, off-carriageway improvement, widening and/or paving of primary, secondary, tertiary, bypass and diversion roads, and the construction, widening, or replacement of bridges, shall be so designed and implemented so as to allocate, in so far as practicable, at least 50% of the road space for public transport, pedestrians, and bicycles/light mobility devices.

Bike lanes should have smooth pavement, be free of hazards, and with durable physical separation from mixed traffic lanes. Pedestrian walkways and pedestrian crossings shall, by default, be at-grade for the inclusion of persons with disability, senior citizens, pregnant women, children with strollers, tourists with luggage, and parents with children. For commuter safety and comfort, pedestrian and cycling infrastructure shall be protected or grade-separated and include shaded walkways and urban shade trees wherever feasible.

9. Social Support Component of the Public Utility Vehicle Modernization Program. The amount of Two Hundred Million Pesos (P200,000,000) appropriated herein for the Public Utility Vehicle (PUV) Modernization Program shall be used to implement the social support component of the PUV Modernization Program namely, the DOTr-TESDA Tsuper Iskolar Program and the DOTr-DOLE EnTSUPERneur Program, subject to the guidelines issued by the DOTr on these respective programs. Both programs shall receive One Hundred Million Pesos (P100,000,000) each. A real-time public dashboard on the outputs and outcomes of the use of the PUV Modernization fund shall be provided to ensure transparency and accountability in the use of funds.

10. PUV Service Contracting. The amount of One Billion Two Hundred Eighty Five Million Pesos (P1,285,000,000) appropriated herein shall be used for the implementation of the service contracting in partnership with priority local government units to facilitate the broad engagement of public transport cooperatives, associations, or corporations operating within their jurisdiction. The Land Transportation Franchising and Regulatory Board (LTFRB) and LGUs shall take active roles to facilitate individual transport workers to join cooperatives. The LTFRB shall ensure that existing PUV drivers and operators are prioritized and included in the program.

The DOTr shall enter into agreements with priority LGUs to allow the LGUs to directly contract public transport cooperatives, associations and corporations.

There shall be a mechanism for monitoring performance of operators, including certification of the transport services delivered and incentives and penalties applied, and for obtaining feedback on how services can be enhanced and optimized to meet travel needs of the commuting public.

There shall be transparency and accountability in the use of funds through (1) The exercise of oversight by a multi-sectoral governance committee tasked to ensure real-time community feedback and ground reports to improve operations; and (2) A real time public dashboard on the outputs and outcome of the use of the service contracting funds.

The DOTr and LTFRB shall issue the guidelines in accordance with this provision, unless already covered by existing guidelines.

11. Economic and Socialized Housing and Ancillary Facilities in the Vicinity of Transit Stations. The DOTr shall work with the Department of Human Settlements and Urban Development (DHSUD) and the NEDA in increasing the scope for socialized and economic housing in the vicinity of transit stations and along roads leading to transit stations. Among other things, the DOTr may request NEDA to:

(i) Update the definition of the project footprints for DOTr transit projects to include the specification of land parcels to be used for the following: (a) Resettlement of persons and communities displaced by government possession of project right-of-way; (b) Other priority housing programs of the government; (c) Facilities ancillary to the usage of the transit stations, like parking plazas and terminals; and (d) Other public facilities needed by settlements such as health and education facilities, and police and fire stations; and

(ii) Specify NG-LGU cost-sharing rules for projects that contribute both to increased transit ridership and urban development around and toward transit stations.

12. **Reporting and Posting Requirements.** The DOTr shall submit quarterly reports on its financial and physical accomplishments, within thirty (30) days after the end of every quarter, through the following:

(a) Unified Reporting System (URS) or other electronic means for reports not covered by the URS; and

(b) DOTr's website.

The DOTr shall send written notice when said reports have been submitted or posted on its website to the DBM, House of Representatives, Senate of the Philippines, House Committee on Appropriations, Senate Committee on Finance, and other offices where the submission of reports is required under existing laws, rules and regulations. The date of notice to said agencies shall be considered the date of compliance with this requirement.

13. **Appropriations for Activities or Projects.** The amounts appropriated herein shall be used specifically for the following activities or projects in the indicated amounts and conditions:

New Appropriations, by Programs/Activities/Projects

	Current Operating Expenditures				Total
	Personnel Services	Maintenance and Other Operating Expenses	Financial Expenses	Capital Outlays	
REGULAR PROGRAMS					
General Administration and Support					
General Management and Supervision	P 1,213,230,000	P 966,193,000	P 7,068,000	P	2,186,491,000
National Capital Region (NCR)	557,908,000	595,675,000	7,068,000		1,160,651,000
Central Office	300,091,000	355,669,000	7,068,000		662,828,000
Central Office (LTFRB)	23,554,000	17,109,000			40,663,000
Central Office (LTO)	122,224,000	169,223,000			291,447,000
Regional Office - NCR (LTO)	112,039,000	53,674,000			165,713,000
Region I - Ilocos	49,733,000	26,864,000			76,597,000
Regional Office - I (LTO)	49,733,000	26,864,000			76,597,000
Cordillera Administrative Region (CAR)	20,801,000	12,110,000			32,911,000
Regional Office - CAR	20,801,000	12,110,000			32,911,000
Region II - Cagayan Valley	39,368,000	23,958,000			63,326,000
Regional Office - II (LTO)	39,368,000	23,958,000			63,326,000
Region III - Central Luzon	76,781,000	44,882,000			121,663,000
Regional Office - III (LTO)	76,781,000	44,882,000			121,663,000
Region IVA - CALABARZON	79,955,000	70,950,000			150,905,000
Regional Office - IVA (LTO)	79,955,000	70,950,000			150,905,000

Region IVB - MIMAROPA	<u>26,794,000</u>	<u>6,198,000</u>	<u>32,992,000</u>
Regional Office - IVB (LTO)	26,794,000	6,198,000	32,992,000
Region V - Bicol	<u>47,116,000</u>	<u>20,306,000</u>	<u>67,422,000</u>
Regional Office - V (LTO)	47,116,000	20,306,000	67,422,000
Region VI - Western Visayas	<u>49,809,000</u>	<u>17,203,000</u>	<u>67,012,000</u>
Regional Office - VI (LTO)	49,809,000	17,203,000	67,012,000
Region VII - Central Visayas	<u>43,033,000</u>	<u>36,145,000</u>	<u>79,178,000</u>
Regional Office - VII (LTO)	43,033,000	36,145,000	79,178,000
Region VIII - Eastern Visayas	<u>51,190,000</u>	<u>18,040,000</u>	<u>69,230,000</u>
Regional Office - VIII (LTO)	51,190,000	18,040,000	69,230,000
Region IX - Zamboanga Peninsula	<u>24,706,000</u>	<u>16,906,000</u>	<u>41,612,000</u>
Regional Office - IX (LTO)	24,706,000	16,906,000	41,612,000
Region X - Northern Mindanao	<u>39,603,000</u>	<u>25,222,000</u>	<u>64,825,000</u>
Regional Office - X (LTO)	39,603,000	25,222,000	64,825,000
Region XI - Davao	<u>37,574,000</u>	<u>16,985,000</u>	<u>54,559,000</u>
Regional Office - XI (LTO)	37,574,000	16,985,000	54,559,000
Region XII - SOCCSKSARGEN	<u>37,235,000</u>	<u>19,710,000</u>	<u>56,945,000</u>
Regional Office - XII (LTO)	37,235,000	19,710,000	56,945,000
Region XIII - Caraga	<u>31,624,000</u>	<u>15,039,000</u>	<u>46,663,000</u>
Regional Office - XIII	31,624,000	15,039,000	46,663,000
Operation of the DOTr Action/Monitoring Center	<u>14,659,000</u>	<u>245,000</u>	<u>14,904,000</u>
National Capital Region (NCR)	<u>14,659,000</u>	<u>245,000</u>	<u>14,904,000</u>
Central Office	14,659,000	245,000	14,904,000
Conduct of conferences, seminars and trainings, including the granting of scholarships	<u>7,837,000</u>	<u>326,000</u>	<u>8,163,000</u>
National Capital Region (NCR)	<u>7,837,000</u>	<u>326,000</u>	<u>8,163,000</u>
Central Office	7,837,000	326,000	8,163,000

GENERAL APPROPRIATIONS ACT, FY 2023

Administration of Personnel Benefits	<u>71,333,000</u>			<u>71,333,000</u>
National Capital Region (NCR)	<u>68,965,000</u>			<u>68,965,000</u>
Central Office	5,314,000			5,314,000
Central Office (LTFRB)	5,517,000			5,517,000
Central Office (LTO)	58,134,000			58,134,000
Cordillera Administrative Region (CAR)	<u>763,000</u>			<u>763,000</u>
Regional Office - CAR	763,000			763,000
Region XIII - Caraga	<u>1,605,000</u>			<u>1,605,000</u>
Regional Office - XIII	<u>1,605,000</u>			<u>1,605,000</u>
Sub-total, General Administration and Support	<u>1,307,059,000</u>	<u>966,764,000</u>	<u>7,068,000</u>	<u>2,280,891,000</u>
Support to Operations				
Program planning and standards development for transportation and communications services, including infrastructure projects	<u>81,697,000</u>	<u>8,148,000</u>		<u>89,845,000</u>
National Capital Region (NCR)	<u>81,697,000</u>	<u>8,148,000</u>		<u>89,845,000</u>
Central Office	81,697,000	8,148,000		89,845,000
Payment of Right-of-Way			<u>12,399,165,000</u>	<u>12,399,165,000</u>
National Capital Region (NCR)			<u>12,399,165,000</u>	<u>12,399,165,000</u>
Central Office			12,399,165,000	12,399,165,000
Operation of the Philippine Railways Institute	<u>34,670,000</u>	<u>9,058,000</u>		<u>43,728,000</u>
National Capital Region (NCR)	<u>34,670,000</u>	<u>9,058,000</u>		<u>43,728,000</u>
Central Office	<u>34,670,000</u>	<u>9,058,000</u>		<u>43,728,000</u>
Sub-total, Support to Operations	<u>116,367,000</u>	<u>17,206,000</u>	<u>12,399,165,000</u>	<u>12,532,738,000</u>
Operations				
RAIL TRANSPORT PROGRAM	<u>318,109,000</u>	<u>814,936,000</u>	<u>820,000</u>	<u>1,133,865,000</u>
METRO RAIL TRANSIT (MRT) SUB-PROGRAM	<u>318,109,000</u>	<u>814,936,000</u>	<u>820,000</u>	<u>1,133,865,000</u>
Operation and Maintenance of the Metro Rail Transit	<u>318,109,000</u>	<u>814,936,000</u>	<u>820,000</u>	<u>1,133,865,000</u>
National Capital Region (NCR)	<u>318,109,000</u>	<u>814,936,000</u>	<u>820,000</u>	<u>1,133,865,000</u>
Central Office	318,109,000	814,936,000	820,000	1,133,865,000

MOTOR VEHICLE REGULATORY PROGRAM	706,980,000	6,098,668,000	6,805,648,000
Motor vehicle registration system	331,754,000	5,722,487,000	6,054,241,000
National Capital Region (NCR)	64,751,000	5,568,182,000	5,632,933,000
Central Office (LTO)	11,498,000	5,454,166,000	5,465,664,000
Regional Office - NCR (LTO)	53,253,000	114,016,000	167,269,000
Region I - Ilocos	15,453,000	12,978,000	28,431,000
Regional Office - I (LTO)	15,453,000	12,978,000	28,431,000
Cordillera Administrative Region (CAR)	20,577,000	15,103,000	35,680,000
Regional Office - CAR	20,577,000	15,103,000	35,680,000
Region II - Cagayan Valley	11,804,000	4,949,000	16,753,000
Regional Office - II (LTO)	11,804,000	4,949,000	16,753,000
Region III - Central Luzon	41,068,000	37,590,000	78,658,000
Regional Office - III (LTO)	41,068,000	37,590,000	78,658,000
Region IVA - CALABARZON	47,352,000	3,500,000	50,852,000
Regional Office - IVA (LTO)	47,352,000	3,500,000	50,852,000
Region IVB - MIMAROPA	6,794,000	4,601,000	11,395,000
Regional Office - IVB (LTO)	6,794,000	4,601,000	11,395,000
Region V - Bicol	13,715,000	3,097,000	16,812,000
Regional Office - V (LTO)	13,715,000	3,097,000	16,812,000
Region VI - Western Visayas	20,010,000	12,447,000	32,457,000
Regional Office - VI (LTO)	20,010,000	12,447,000	32,457,000
Region VII - Central Visayas	10,820,000	12,059,000	22,879,000
Regional Office - VII (LTO)	10,820,000	12,059,000	22,879,000
Region VIII - Eastern Visayas	5,902,000	6,017,000	11,919,000
Regional Office - VIII (LTO)	5,902,000	6,017,000	11,919,000
Region IX - Zamboanga Peninsula	9,977,000	14,435,000	24,412,000
Regional Office - IX (LTO)	9,977,000	14,435,000	24,412,000
Region X - Northern Mindanao	11,700,000	2,550,000	14,250,000
Regional Office - X (LTO)	11,700,000	2,550,000	14,250,000

Region XI - Davao	<u>11,725,000</u>	<u>11,392,000</u>	<u>23,117,000</u>
Regional Office - XI (LTO)	11,725,000	11,392,000	23,117,000
Region XII - SOCCSKSARGEN	<u>9,144,000</u>	<u>4,030,000</u>	<u>13,174,000</u>
Regional Office - XII (LTO)	9,144,000	4,030,000	13,174,000
Region XIII - Caraga	<u>30,962,000</u>	<u>9,557,000</u>	<u>40,519,000</u>
Regional Office - XIII	30,962,000	9,557,000	40,519,000
Law enforcement and adjudication	<u>172,837,000</u>	<u>37,056,000</u>	<u>209,893,000</u>
National Capital Region (NCR)	<u>59,709,000</u>	<u>28,095,000</u>	<u>87,804,000</u>
Central Office (LTO)	45,664,000	28,095,000	73,759,000
Regional Office - NCR (LTO)	14,045,000		14,045,000
Region I - Ilocos	<u>8,877,000</u>	<u>100,000</u>	<u>8,977,000</u>
Regional Office - I (LTO)	8,877,000	100,000	8,977,000
Cordillera Administrative Region (CAR)	<u>566,000</u>		<u>566,000</u>
Regional Office - CAR	566,000		566,000
Region II - Cagayan Valley	<u>8,076,000</u>	<u>250,000</u>	<u>8,326,000</u>
Regional Office - II (LTO)	8,076,000	250,000	8,326,000
Region III - Central Luzon	<u>9,487,000</u>	<u>128,000</u>	<u>9,615,000</u>
Regional Office - III (LTO)	9,487,000	128,000	9,615,000
Region IVA - CALABARZON	<u>9,291,000</u>	<u>250,000</u>	<u>9,541,000</u>
Regional Office - IVA (LTO)	9,291,000	250,000	9,541,000
Region IVB - MIMAROPA	<u>2,876,000</u>	<u>370,000</u>	<u>3,246,000</u>
Regional Office - IVB (LTO)	2,876,000	370,000	3,246,000
Region V - Bicol	<u>8,459,000</u>	<u>448,000</u>	<u>8,907,000</u>
Regional Office - V (LTO)	8,459,000	448,000	8,907,000
Region VI - Western Visayas	<u>10,507,000</u>	<u>450,000</u>	<u>10,957,000</u>
Regional Office - VI (LTO)	10,507,000	450,000	10,957,000
Region VII - Central Visayas	<u>13,041,000</u>	<u>300,000</u>	<u>13,341,000</u>
Regional Office - VII (LTO)	13,041,000	300,000	13,341,000
Region VIII - Eastern Visayas	<u>6,862,000</u>	<u>428,000</u>	<u>7,290,000</u>
Regional Office - VIII (LTO)	6,862,000	428,000	7,290,000

Region IX - Zamboanga Peninsula	<u>8,265,000</u>	<u>607,000</u>	<u>8,872,000</u>
Regional Office - IX (LTO)	8,265,000	607,000	8,872,000
Region X - Northern Mindanao	<u>9,329,000</u>	<u>550,000</u>	<u>9,879,000</u>
Regional Office - X (LTO)	9,329,000	550,000	9,879,000
Region XI - Davao	<u>9,957,000</u>	<u>1,850,000</u>	<u>11,807,000</u>
Regional Office - XI (LTO)	9,957,000	1,850,000	11,807,000
Region XII - SOCCSKSARGEN	<u>6,969,000</u>	<u>3,230,000</u>	<u>10,199,000</u>
Regional Office - XII (LTO)	6,969,000	3,230,000	10,199,000
Region XIII - Caraga	<u>566,000</u>		<u>566,000</u>
Regional Office - XIII	566,000		566,000
Issuance of driver's license and permits	<u>202,389,000</u>	<u>339,125,000</u>	<u>541,514,000</u>
National Capital Region (NCR)	<u>70,653,000</u>	<u>298,214,000</u>	<u>368,867,000</u>
Central Office (LTO)		253,604,000	253,604,000
Regional Office - NCR (LTO)	70,653,000	44,610,000	115,263,000
Region I - Ilocos	<u>10,350,000</u>	<u>3,958,000</u>	<u>14,308,000</u>
Regional Office - I (LTO)	10,350,000	3,958,000	14,308,000
Cordillera Administrative Region (CAR)	<u>266,000</u>		<u>266,000</u>
Regional Office - CAR	266,000		266,000
Region II - Cagayan Valley	<u>6,587,000</u>	<u>2,313,000</u>	<u>8,900,000</u>
Regional Office - II (LTO)	6,587,000	2,313,000	8,900,000
Region III - Central Luzon	<u>22,668,000</u>	<u>6,000,000</u>	<u>28,668,000</u>
Regional Office - III (LTO)	22,668,000	6,000,000	28,668,000
Region IVA - CALABARZON	<u>21,954,000</u>	<u>5,000,000</u>	<u>26,954,000</u>
Regional Office - IVA (LTO)	21,954,000	5,000,000	26,954,000
Region IVB - MIMAROPA	<u>2,518,000</u>	<u>2,146,000</u>	<u>4,664,000</u>
Regional Office - IVB (LTO)	2,518,000	2,146,000	4,664,000
Region V - Bicol	<u>9,768,000</u>	<u>1,250,000</u>	<u>11,018,000</u>
Regional Office - V (LTO)	9,768,000	1,250,000	11,018,000
Region VI - Western Visayas	<u>12,342,000</u>	<u>550,000</u>	<u>12,892,000</u>
Regional Office - VI (LTO)	12,342,000	550,000	12,892,000

Region VII - Central Visayas	<u>10,692,000</u>	<u>2,596,000</u>	<u>13,288,000</u>
Regional Office - VII (LTO)	10,692,000	2,596,000	13,288,000
Region VIII - Eastern Visayas	<u>4,881,000</u>	<u>4,165,000</u>	<u>9,046,000</u>
Regional Office - VIII (LTO)	4,881,000	4,165,000	9,046,000
Region IX - Zamboanga Peninsula	<u>5,464,000</u>	<u>2,802,000</u>	<u>8,266,000</u>
Regional Office - IX (LTO)	5,464,000	2,802,000	8,266,000
Region X - Northern Mindanao	<u>9,636,000</u>	<u>1,378,000</u>	<u>11,014,000</u>
Regional Office - X (LTO)	9,636,000	1,378,000	11,014,000
Region XI - Davao	<u>5,926,000</u>	<u>4,523,000</u>	<u>10,449,000</u>
Regional Office - XI (LTO)	5,926,000	4,523,000	10,449,000
Region XII - SOCCSKSARGEN	<u>6,653,000</u>	<u>4,230,000</u>	<u>10,883,000</u>
Regional Office - XII (LTO)	6,653,000	4,230,000	10,883,000
Region XIII - Caraga	<u>2,031,000</u>		<u>2,031,000</u>
Regional Office - XIII	2,031,000		2,031,000
LAND PUBLIC TRANSPORTATION PROGRAM	<u>216,944,000</u>	<u>176,121,000</u>	<u>37,255,000</u> <u>430,320,000</u>
Issuance of Certificate of Public Convenience, granting of permits and establishment of routes	<u>216,944,000</u>	<u>176,121,000</u>	<u>37,255,000</u> <u>430,320,000</u>
National Capital Region (NCR)	<u>90,516,000</u>	<u>112,239,000</u>	<u>37,255,000</u> <u>240,010,000</u>
Central Office (LTFRB)	77,308,000	102,660,000	37,255,000 217,223,000
Regional Office - NCR (LTFRB)	13,208,000	9,579,000	22,787,000
Region I - Ilocos	<u>11,966,000</u>	<u>3,103,000</u>	<u>15,069,000</u>
Regional Office - I (LTFRB)	11,966,000	3,103,000	15,069,000
Region II - Cagayan Valley	<u>9,048,000</u>	<u>4,155,000</u>	<u>13,203,000</u>
Regional Office - II (LTFRB)	9,048,000	4,155,000	13,203,000
Region III - Central Luzon	<u>10,519,000</u>	<u>6,849,000</u>	<u>17,368,000</u>
Regional Office - III (LTFRB)	10,519,000	6,849,000	17,368,000
Region IVA - CALABARZON	<u>10,678,000</u>	<u>7,833,000</u>	<u>18,511,000</u>
Regional Office - IVA (LTFRB)	10,678,000	7,833,000	18,511,000
Region IVB - MIMAROPA	<u>4,185,000</u>	<u>2,166,000</u>	<u>6,351,000</u>
Regional Office - IVB (LTFRB)	4,185,000	2,166,000	6,351,000

Region V - Bicol	<u>7,895,000</u>	<u>3,900,000</u>			<u>11,795,000</u>
Regional Office - V (LTFRB)	7,895,000	3,900,000			11,795,000
Region VI - Western Visayas	<u>11,614,000</u>	<u>5,232,000</u>			<u>16,846,000</u>
Regional Office - VI (LTFRB)	11,614,000	5,232,000			16,846,000
Region VII - Central Visayas	<u>10,596,000</u>	<u>7,860,000</u>			<u>18,456,000</u>
Regional Office - VII (LTFRB)	10,596,000	7,860,000			18,456,000
Region VIII - Eastern Visayas	<u>11,697,000</u>	<u>3,818,000</u>			<u>15,515,000</u>
Regional Office - VIII (LTFRB)	11,697,000	3,818,000			15,515,000
Region IX - Zamboanga Peninsula	<u>9,924,000</u>	<u>3,729,000</u>			<u>13,653,000</u>
Regional Office - IX (LTFRB)	9,924,000	3,729,000			13,653,000
Region X - Northern Mindanao	<u>9,967,000</u>	<u>4,611,000</u>			<u>14,578,000</u>
Regional Office - X (LTFRB)	9,967,000	4,611,000			14,578,000
Region XI - Davao	<u>8,932,000</u>	<u>6,437,000</u>			<u>15,369,000</u>
Regional Office - XI (LTFRB)	8,932,000	6,437,000			15,369,000
Region XII - SOCCSKSARGEN	<u>9,407,000</u>	<u>4,189,000</u>			<u>13,596,000</u>
Regional Office - XII (LTFRB)	<u>9,407,000</u>	<u>4,189,000</u>			<u>13,596,000</u>
Sub-total, Operations	<u>1,242,033,000</u>	<u>7,089,725,000</u>	<u>820,000</u>	<u>37,255,000</u>	<u>8,369,833,000</u>
Total, Regular Programs	<u>2,665,459,000</u>	<u>8,073,695,000</u>	<u>7,888,000</u>	<u>12,436,420,000</u>	<u>23,183,462,000</u>

PROJECT(S)

Locally-Funded Project(s)

Subsidy for Mass Transport (MRT3)	<u>7,111,507,000</u>			<u>7,111,507,000</u>
National Capital Region (NCR)	<u>7,111,507,000</u>			<u>7,111,507,000</u>
Central Office	7,111,507,000			7,111,507,000
Construction, Rehabilitation and Improvement of Other Transportation Infrastructure - Railways			<u>1,000,000</u>	<u>1,000,000</u>
National Capital Region (NCR)			<u>1,000,000</u>	<u>1,000,000</u>
Central Office			1,000,000	1,000,000
Construction, Rehabilitation and Improvement of Other Transportation Infrastructure - Aviation			<u>1,000,000</u>	<u>1,000,000</u>
National Capital Region (NCR)			<u>1,000,000</u>	<u>1,000,000</u>
Central Office			1,000,000	1,000,000

Laoag International Airport	<u>785,000,000</u>	<u>785,000,000</u>
National Capital Region (NCR)	<u>785,000,000</u>	<u>785,000,000</u>
Central Office	785,000,000	785,000,000
Tacloban Airport	<u>1,420,000,000</u>	<u>1,420,000,000</u>
National Capital Region (NCR)	<u>1,420,000,000</u>	<u>1,420,000,000</u>
Central Office	1,420,000,000	1,420,000,000
Antique Airport	<u>500,000,000</u>	<u>500,000,000</u>
National Capital Region (NCR)	<u>500,000,000</u>	<u>500,000,000</u>
Central Office	500,000,000	500,000,000
Bukidnon Airport	<u>80,000,000</u>	<u>80,000,000</u>
National Capital Region (NCR)	<u>80,000,000</u>	<u>80,000,000</u>
Central Office	80,000,000	80,000,000
Ninoy Aquino International Airport (NAIA)	<u>43,000,000</u>	<u>43,000,000</u>
National Capital Region (NCR)	<u>43,000,000</u>	<u>43,000,000</u>
Central Office	43,000,000	43,000,000
New Zamboanga International Airport	<u>200,000,000</u>	<u>200,000,000</u>
National Capital Region (NCR)	<u>200,000,000</u>	<u>200,000,000</u>
Central Office	200,000,000	200,000,000
Vigan Airport	<u>50,000,000</u>	<u>50,000,000</u>
National Capital Region (NCR)	<u>50,000,000</u>	<u>50,000,000</u>
Central Office	50,000,000	50,000,000
M'lang Airport	<u>15,000,000</u>	<u>15,000,000</u>
National Capital Region (NCR)	<u>15,000,000</u>	<u>15,000,000</u>
Central Office	15,000,000	15,000,000
Construction, Rehabilitation and Improvement of Other Transportation Infrastructure - Maritime	<u>1,000,000</u>	<u>1,000,000</u>
National Capital Region (NCR)	<u>1,000,000</u>	<u>1,000,000</u>
Central Office	1,000,000	1,000,000

Manalipa Community Port, Manalipa Island Zamboanga City		<u>25,000,000</u>	<u>25,000,000</u>
National Capital Region (NCR)		<u>25,000,000</u>	<u>25,000,000</u>
Central Office		25,000,000	25,000,000
Paslimanta Community Port, Sacol Island Zamboanga City		<u>25,000,000</u>	<u>25,000,000</u>
National Capital Region (NCR)		<u>25,000,000</u>	<u>25,000,000</u>
Central Office		25,000,000	25,000,000
Construction of Breakwater and Dredging of Benoni Port, Camiguin		<u>100,000,000</u>	<u>100,000,000</u>
National Capital Region (NCR)		<u>100,000,000</u>	<u>100,000,000</u>
Central Office		100,000,000	100,000,000
Mapanas Port, Northern Samar		<u>25,000,000</u>	<u>25,000,000</u>
National Capital Region (NCR)		<u>25,000,000</u>	<u>25,000,000</u>
Central Office		25,000,000	25,000,000
Mualbual Port, Brgy. Mualbual, Laoang, Northern Samar		<u>50,000,000</u>	<u>50,000,000</u>
National Capital Region (NCR)		<u>50,000,000</u>	<u>50,000,000</u>
Central Office		50,000,000	50,000,000
Paninirongan Port, Pambujan, Northern Samar		<u>50,000,000</u>	<u>50,000,000</u>
National Capital Region (NCR)		<u>50,000,000</u>	<u>50,000,000</u>
Central Office		50,000,000	50,000,000
Construction, Rehabilitation and Improvement of Other Transportation Infrastructure - Land Public Transportation		<u>1,000,000</u>	<u>1,000,000</u>
National Capital Region (NCR)		<u>1,000,000</u>	<u>1,000,000</u>
Central Office		1,000,000	1,000,000
EDSA Busway Project	<u>75,048,000</u>	<u>136,174,000</u>	<u>211,222,000</u>
National Capital Region (NCR)	<u>75,048,000</u>	<u>136,174,000</u>	<u>211,222,000</u>
Central Office	75,048,000	136,174,000	211,222,000

Fuel Subsidy to Transport Sector Affected by Rising Fuel Prices	<u>3,000,000,000</u>	<u>3,000,000,000</u>
National Capital Region (NCR)	<u>3,000,000,000</u>	<u>3,000,000,000</u>
Central Office	3,000,000,000	3,000,000,000
Active Transport Bike Share System and Safe Pathways Program in Metropolitan Areas	<u>705,000,000</u>	<u>705,000,000</u>
National Capital Region (NCR)	<u>705,000,000</u>	<u>705,000,000</u>
Central Office	705,000,000	705,000,000
Service Contracting of Public Utility Vehicle Program	<u>1,285,000,000</u>	<u>1,285,000,000</u>
National Capital Region (NCR)	<u>1,285,000,000</u>	<u>1,285,000,000</u>
Central Office (LTFRB)	1,285,000,000	1,285,000,000
Social Support Component of the Public Utility Vehicle Modernization Program	<u>200,000,000</u>	<u>200,000,000</u>
National Capital Region (NCR)	<u>200,000,000</u>	<u>200,000,000</u>
Central Office (LTFRB)	<u>200,000,000</u>	<u>200,000,000</u>
DOTr-TESDA Tsuper Iskolar Program	100,000,000	100,000,000
DOTr-DOLE EnTSUPERneur Program	100,000,000	100,000,000
Southwest Integrated Transport System Project - Annual Grantor's Payment	<u>100,000,000</u>	<u>100,000,000</u>
National Capital Region (NCR)	<u>100,000,000</u>	<u>100,000,000</u>
Central Office	<u>100,000,000</u>	<u>100,000,000</u>
Sub-total, Locally-Funded Projects	<u>11,671,555,000</u>	<u>4,313,174,000</u> <u>15,984,729,000</u>
Foreign-Assisted Project(s)		
Infrastructure Preparation and Innovation Facility (IPIF)	<u>20,980,000</u>	<u>20,980,000</u>
National Capital Region (NCR)	<u>20,980,000</u>	<u>20,980,000</u>
Central Office	<u>20,980,000</u>	<u>20,980,000</u>
GOP Counterpart	20,980,000	20,980,000
MRT 3 Rehabilitation Project	<u>548,640,000</u>	<u>548,640,000</u>
National Capital Region (NCR)	<u>548,640,000</u>	<u>548,640,000</u>
Central Office	<u>548,640,000</u>	<u>548,640,000</u>
GOP Counterpart	548,640,000	548,640,000

LRT Line 1 Cavite Extension Project	<u>2,745,671,000</u>	<u>2,745,671,000</u>
National Capital Region (NCR)	<u>2,745,671,000</u>	<u>2,745,671,000</u>
Central Office	<u>2,745,671,000</u>	<u>2,745,671,000</u>
GOP Counterpart	2,745,671,000	2,745,671,000
Metro Manila Subway Project Phase 1	<u>11,261,093,000</u>	<u>11,261,093,000</u>
National Capital Region (NCR)	<u>11,261,093,000</u>	<u>11,261,093,000</u>
Central Office	<u>11,261,093,000</u>	<u>11,261,093,000</u>
GOP Counterpart	11,261,093,000	11,261,093,000
North-South Commuter Railway System	<u>25,107,054,000</u>	<u>25,107,054,000</u>
National Capital Region (NCR)	<u>25,107,054,000</u>	<u>25,107,054,000</u>
Central Office	<u>25,107,054,000</u>	<u>25,107,054,000</u>
GOP Counterpart	25,107,054,000	25,107,054,000
PNR South Long Haul Project	<u>878,503,000</u>	<u>878,503,000</u>
National Capital Region (NCR)	<u>878,503,000</u>	<u>878,503,000</u>
Central Office	<u>878,503,000</u>	<u>878,503,000</u>
GOP Counterpart	878,503,000	878,503,000
Maritime Safety Capability Improvement Project, Phase 2	<u>587,616,000</u>	<u>587,616,000</u>
National Capital Region (NCR)	<u>587,616,000</u>	<u>587,616,000</u>
Central Office	<u>587,616,000</u>	<u>587,616,000</u>
GOP Counterpart	587,616,000	587,616,000
Maritime Safety Enhancement Project	<u>270,440,000</u>	<u>270,440,000</u>
National Capital Region (NCR)	<u>270,440,000</u>	<u>270,440,000</u>
Central Office	<u>270,440,000</u>	<u>270,440,000</u>
GOP Counterpart	270,440,000	270,440,000
EDSA Greenways Project	<u>774,970,000</u>	<u>774,970,000</u>
National Capital Region (NCR)	<u>774,970,000</u>	<u>774,970,000</u>
Central Office	<u>774,970,000</u>	<u>774,970,000</u>
GOP Counterpart	774,970,000	774,970,000

Cebu BRT Project			<u>700,000,000</u>	<u>700,000,000</u>
National Capital Region (NCR)			<u>700,000,000</u>	<u>700,000,000</u>
Central Office			<u>700,000,000</u>	<u>700,000,000</u>
GOP Counterpart		<u></u>	<u>700,000,000</u>	<u>700,000,000</u>
Sub-total, Foreign-Assisted Projects		<u>548,640,000</u>	<u>42,346,327,000</u>	<u>42,894,967,000</u>
Total, Project(s)		<u>12,220,195,000</u>	<u>46,659,501,000</u>	<u>58,879,696,000</u>
TOTAL NEW APPROPRIATIONS	P	<u>2,665,459,000</u>	P	<u>20,293,890,000</u>
			P	<u>7,888,000</u>
			P	<u>59,095,921,000</u>
			P	<u>82,063,158,000</u>

New Appropriations, by Object of Expenditures
(In Thousand Pesos)

Current Operating Expenditures

Personnel Services

Civilian Personnel

Permanent Positions

Basic Salary

1,685,336

Total Permanent Positions

1,685,336

Other Compensation Common to All

Personnel Economic Relief Allowance

107,856

Representation Allowance

20,742

Transportation Allowance

20,682

Clothing and Uniform Allowance

26,964

Mid-Year Bonus - Civilian

140,449

Year End Bonus

140,449

Cash Gift

22,470

Productivity Enhancement Incentive

22,470

Step Increment

4,215

Total Other Compensation Common to All

506,297

Other Compensation for Specific Groups

Magna Carta for Public Health Workers

918

Total Other Compensation for Specific Groups

918

Other Benefits

PAG-IBIG Contributions

5,388

PhilHealth Contributions

37,065

Employees Compensation Insurance Premiums

5,388

Loyalty Award - Civilian

665

Terminal Leave

71,333

Total Other Benefits

119,839

Non-Permanent Positions	353,069
Total Personnel Services	2,665,459
Maintenance and Other Operating Expenses	
Travelling Expenses	69,147
Training and Scholarship Expenses	39,406
Supplies and Materials Expenses	6,015,837
Utility Expenses	544,937
Communication Expenses	98,608
Confidential, Intelligence and Extraordinary Expenses	
Extraordinary and Miscellaneous Expenses	10,023
Professional Services	123,119
General Services	774,367
Repairs and Maintenance	643,989
Financial Assistance/Subsidy	4,485,000
Taxes, Insurance Premiums and Other Fees	27,806
Labor and Wages	29,714
Other Maintenance and Operating Expenses	
Advertising Expenses	7,974
Printing and Publication Expenses	7,607
Representation Expenses	18,629
Transportation and Delivery Expenses	13,252
Rent/Lease Expenses	7,210,105
Membership Dues and Contributions to Organizations	6,795
Subscription Expenses	5,639
Other Maintenance and Operating Expenses	161,936
Total Maintenance and Other Operating Expenses	20,293,890
Financial Expenses	
Bank Charges	7,888
Total Financial Expenses	7,888
Total Current Operating Expenditures	22,967,237
Capital Outlays	
Property, Plant and Equipment Outlay	
Infrastructure Outlay	58,200,610
Machinery and Equipment Outlay	37,255
Transportation Equipment Outlay	858,056
Total Capital Outlays	59,095,921
TOTAL NEW APPROPRIATIONS	82,063,158

B. CIVIL AERONAUTICS BOARD

For general administration and support, and operations, as indicated hereunder P 234,419,000

New Appropriations, by Programs/Projects

	Current Operating Expenditures			
	Personnel Services	Maintenance and Other Operating Expenses	Capital Outlays	Total
A. REGULAR PROGRAMS				
General Administration and Support	P 26,158,000	P 20,010,000	P 3,000,000	P 49,168,000
Operations	135,991,000	49,260,000		185,251,000
AIR TRANSPORT DEVELOPMENT AND REGULATORY PROGRAM	37,752,000	464,000		38,216,000
AIR PASSENGER BILL OF RIGHTS PROGRAM	98,239,000	48,796,000		147,035,000
TOTAL NEW APPROPRIATIONS	P 162,149,000	P 69,270,000	P 3,000,000	P 234,419,000

Special Provision(s)

1. **Reporting and Posting Requirements.** The Civil Aeronautics Board (CAB) shall submit quarterly reports on its financial and physical accomplishments, within thirty (30) days after the end of every quarter, through the following:

- (a) URS or other electronic means for reports not covered by the URS ; and
- (b) CAB's website.

The CAB shall send written notice when said reports have been submitted or posted on its website to the DBM, House of Representatives, Senate of the Philippines, House Committee on Appropriations, Senate Committee on Finance, and other offices where the submission of reports is required under existing laws, rules and regulations. The date of notice to said agencies shall be considered the date of compliance with this requirement.

2. **Appropriations for Activities or Projects.** The amounts appropriated herein shall be used specifically for the following activities or projects in the indicated amounts and conditions:

New Appropriations, by Programs/Activities/Projects

	Current Operating Expenditures			
	Personnel Services	Maintenance and Other Operating Expenses	Capital Outlays	Total
REGULAR PROGRAMS				
General Administration and Support				
General Management and Supervision	P 25,072,000	P 20,010,000	P 3,000,000	P 48,082,000
Administration of Personnel Benefits	1,086,000			1,086,000
Sub-total, General Administration and Support	26,158,000	20,010,000	3,000,000	49,168,000
Operations				
AIR TRANSPORT DEVELOPMENT AND REGULATORY PROGRAM	37,752,000	464,000		38,216,000
Air transport policy formulation and implementation	17,419,000	155,000		17,574,000
Air transport regulatory services	10,444,000	155,000		10,599,000
Other organizational and system improvement	9,889,000	154,000		10,043,000

AIR PASSENGER BILL OF RIGHTS PROGRAM	<u>98,239,000</u>	<u>48,796,000</u>	<u>147,035,000</u>
Implementation and monitoring of APBR pursuant to DOTC-DTI JAO No. 1	<u>98,239,000</u>	<u>48,796,000</u>	<u>147,035,000</u>
Sub-total, Operations	<u>135,991,000</u>	<u>49,260,000</u>	<u>185,251,000</u>
TOTAL NEW APPROPRIATIONS	P <u>162,149,000</u>	P <u>69,270,000</u>	P <u>3,000,000</u> P <u>234,419,000</u>

New Appropriations, by Object of Expenditures
(In Thousand Pesos)

Current Operating Expenditures

Personnel Services

Civilian Personnel

Permanent Positions

Basic Salary 55,968

Total Permanent Positions 55,968

Other Compensation Common to All

Personnel Economic Relief Allowance 2,520

Representation Allowance 630

Transportation Allowance 630

Clothing and Uniform Allowance 630

Mid-Year Bonus - Civilian 4,666

Year End Bonus 4,666

Cash Gift 525

Productivity Enhancement Incentive 525

Step Increment 140

Total Other Compensation Common to All 14,932

Other Benefits

PAG-IBIG Contributions 127

PhilHealth Contributions 1,217

Employees Compensation Insurance Premiums 127

Terminal Leave 1,086

Total Other Benefits 2,557

Non-Permanent Positions 73,252

Military/Uniformed Personnel

Other Compensation for Specific Groups

Flying Pay 15,440

Total Other Compensation for Specific Groups 15,440

Total Personnel Services 162,149

Maintenance and Other Operating Expenses	
Travelling Expenses	8,000
Training and Scholarship Expenses	3,000
Supplies and Materials Expenses	4,877
Utility Expenses	2,800
Communication Expenses	2,800
Confidential, Intelligence and Extraordinary Expenses	
Extraordinary and Miscellaneous Expenses	136
Professional Services	35,000
General Services	4,175
Repairs and Maintenance	1,500
Taxes, Insurance Premiums and Other Fees	200
Other Maintenance and Operating Expenses	
Advertising Expenses	200
Representation Expenses	5,000
Rent/Lease Expenses	400
Subscription Expenses	182
Other Maintenance and Operating Expenses	1,000
Total Maintenance and Other Operating Expenses	69,270
Total Current Operating Expenditures	231,419
Capital Outlays	
Property, Plant and Equipment Outlay	
Machinery and Equipment Outlay	3,000
Total Capital Outlays	3,000
TOTAL NEW APPROPRIATIONS	234,419

C. MARITIME INDUSTRY AUTHORITY

For general administration and support, support to operations, and operations, as indicated hereunder P 910,888,000

New Appropriations, by Programs/Projects

	<u>Current Operating Expenditures</u>			
	<u>Personnel Services</u>	<u>Maintenance and Other Operating Expenses</u>	<u>Capital Outlays</u>	<u>Total</u>
A. REGULAR PROGRAMS				
General Administration and Support	P 58,324,000	P 90,667,000	P	148,991,000
Support to Operations	12,943,000	2,844,000		15,787,000
Operations	<u>393,022,000</u>	<u>353,088,000</u>		<u>746,110,000</u>
MARITIME INDUSTRY PROMOTION AND DEVELOPMENT PROGRAM	11,928,000	1,440,000		13,368,000
MARITIME INDUSTRY REGULATORY AND SUPERVISION PROGRAM	<u>381,094,000</u>	<u>351,648,000</u>		<u>732,742,000</u>
TOTAL NEW APPROPRIATIONS	P <u>464,289,000</u>	P <u>446,599,000</u>	P	<u>910,888,000</u>

Special Provision(s)

1. **Tonnage Fees.** In addition to the amounts appropriated herein, Twenty Three Million Nine Hundred Ninety Three Thousand Pesos (P23,993,000) shall be used for the promotion and development of the domestic shipping industry, enhancement of maritime safety, and promotion of the ship building and ship repair industry in the country sourced from the annual tonnage fees collected by the Maritime Industry Authority (MARINA) from ship owners or operators in accordance with Section 17, Chapter VII of R.A. No. 9295.

Release of funds shall be subject to the submission of a Special Budget pursuant to Section 35, Chapter 5, Book VI of E.O. No. 292.

2. **Reporting and Posting Requirements.** The MARINA shall submit quarterly reports on its financial and physical accomplishments, within thirty (30) days after the end of every quarter, through the following:

- (a) URS or other electronic means for reports not covered by the URS ; and
- (b) MARINA's website.

The MARINA shall send written notice when said reports have been submitted or posted on its website to the DBM, House of Representatives, Senate of the Philippines, House Committee on Appropriations, Senate Committee on Finance, and other offices where the submission of reports is required under existing laws, rules and regulations. The date of notice to said agencies shall be considered the date of compliance with this requirement.

3. **Appropriations for Activities or Projects.** The amounts appropriated herein shall be used specifically for the following activities or projects in the indicated amounts and conditions:

New Appropriations, by Programs/Activities/Projects

	Current Operating Expenditures			
	Personnel Services	Maintenance and Other Operating Expenses	Capital Outlays	Total
REGULAR PROGRAMS				
General Administration and Support				
General Management and Supervision	P 56,042,000	P 90,667,000	P	146,709,000
National Capital Region (NCR)	56,042,000	90,667,000		146,709,000
Central Office	56,042,000	90,667,000		146,709,000
Administration of Personnel Benefits	2,282,000			2,282,000
National Capital Region (NCR)	2,282,000			2,282,000
Central Office	2,282,000			2,282,000
Sub-total, General Administration and Support	58,324,000	90,667,000		148,991,000
Support to Operations				
Implementation of the Management Information System	12,943,000	2,844,000		15,787,000
National Capital Region (NCR)	12,943,000	2,844,000		15,787,000
Central Office	12,943,000	2,844,000		15,787,000
Sub-total, Support to Operations	12,943,000	2,844,000		15,787,000
Operations				
MARITIME INDUSTRY PROMOTION AND DEVELOPMENT PROGRAM	11,928,000	1,440,000		13,368,000
Formulation of policies, projects and programs for the promotion and development of the maritime industry	11,928,000	1,440,000		13,368,000

National Capital Region (NCR)	<u>11,928,000</u>	<u>1,440,000</u>	<u>13,368,000</u>
Central Office	11,928,000	1,440,000	13,368,000
MARITIME INDUSTRY REGULATORY AND SUPERVISION PROGRAM	<u>381,094,000</u>	<u>351,648,000</u>	<u>732,742,000</u>
Registration and provision of authority for ships and shipyards; certification and documentation for seafarers; accreditation of training programs, faculty and other maritime enterprises	<u>362,555,000</u>	<u>289,494,000</u>	<u>652,049,000</u>
National Capital Region (NCR)	<u>218,341,000</u>	<u>197,935,000</u>	<u>416,276,000</u>
Central Office	218,341,000	197,935,000	416,276,000
Region I - Ilocos	<u>5,518,000</u>	<u>6,681,000</u>	<u>12,199,000</u>
Regional Office - I	5,518,000	6,681,000	12,199,000
Region IVA - CALABARZON	<u>17,832,000</u>	<u>13,269,000</u>	<u>31,101,000</u>
Regional Office - IVA	17,832,000	13,269,000	31,101,000
Region V - Bicol	<u>11,681,000</u>	<u>6,511,000</u>	<u>18,192,000</u>
Regional Office - V	11,681,000	6,511,000	18,192,000
Region VI - Western Visayas	<u>13,435,000</u>	<u>8,357,000</u>	<u>21,792,000</u>
Regional Office - VI	13,435,000	8,357,000	21,792,000
Region VII - Central Visayas	<u>20,969,000</u>	<u>16,407,000</u>	<u>37,376,000</u>
Regional Office - VII	20,969,000	16,407,000	37,376,000
Region VIII - Eastern Visayas	<u>16,484,000</u>	<u>9,745,000</u>	<u>26,229,000</u>
Regional Office - VIII	16,484,000	9,745,000	26,229,000
Region IX - Zamboanga Peninsula	<u>13,371,000</u>	<u>6,273,000</u>	<u>19,644,000</u>
Regional Office - IX	13,371,000	6,273,000	19,644,000
Region X - Northern Mindanao	<u>13,289,000</u>	<u>4,661,000</u>	<u>17,950,000</u>
Regional Office - X	13,289,000	4,661,000	17,950,000
Region XI - Davao	<u>12,436,000</u>	<u>9,771,000</u>	<u>22,207,000</u>
Regional Office - XI	12,436,000	9,771,000	22,207,000
Region XII - SOCCSKSARGEN	<u>10,045,000</u>	<u>4,709,000</u>	<u>14,754,000</u>
Regional Office - XII	10,045,000	4,709,000	14,754,000
Region XIII - Caraga	<u>9,154,000</u>	<u>5,175,000</u>	<u>14,329,000</u>
Regional Office - XIII	9,154,000	5,175,000	14,329,000

Monitoring and enforcement of maritime laws and regulations	<u>18,539,000</u>	<u>62,154,000</u>	<u>80,693,000</u>
National Capital Region (NCR)	<u>18,539,000</u>	<u>62,154,000</u>	<u>80,693,000</u>
Central Office	<u>18,539,000</u>	<u>62,154,000</u>	<u>80,693,000</u>
Sub-total, Operations	<u>393,022,000</u>	<u>353,088,000</u>	<u>746,110,000</u>
TOTAL NEW APPROPRIATIONS	P <u>464,289,000</u>	P <u>446,599,000</u>	P <u>910,888,000</u>

New Appropriations, by Object of Expenditures
(In Thousand Pesos)

Current Operating Expenditures

Personnel Services

Civilian Personnel

Permanent Positions

Basic Salary	<u>342,563</u>
--------------	----------------

Total Permanent Positions	<u>342,563</u>
---------------------------	----------------

Other Compensation Common to All

Personnel Economic Relief Allowance	15,576
Representation Allowance	5,172
Transportation Allowance	5,172
Clothing and Uniform Allowance	3,894
Honoraria	16,287
Mid-Year Bonus - Civilian	28,547
Year End Bonus	28,547
Cash Gift	3,245
Productivity Enhancement Incentive	3,245
Step Increment	<u>857</u>

Total Other Compensation Common to All	<u>110,542</u>
--	----------------

Other Benefits

PAG-IBIG Contributions	777
PhilHealth Contributions	7,348
Employees Compensation Insurance Premiums	777
Terminal Leave	<u>2,282</u>

Total Other Benefits	<u>11,184</u>
----------------------	---------------

Total Personnel Services	<u>464,289</u>
--------------------------	----------------

Maintenance and Other Operating Expenses

Travelling Expenses	33,919
Training and Scholarship Expenses	8,211
Supplies and Materials Expenses	91,091
Utility Expenses	23,019

Communication Expenses	15,952
Confidential, Intelligence and Extraordinary Expenses	
Confidential Expenses	600
Extraordinary and Miscellaneous Expenses	1,847
Professional Services	21,333
General Services	29,896
Repairs and Maintenance	5,437
Taxes, Insurance Premiums and Other Fees	4,560
Labor and Wages	85,731
Other Maintenance and Operating Expenses	
Printing and Publication Expenses	4,478
Representation Expenses	25,246
Transportation and Delivery Expenses	415
Rent/Lease Expenses	25,601
Subscription Expenses	8,571
Other Maintenance and Operating Expenses	60,692
Total Maintenance and Other Operating Expenses	446,599
Total Current Operating Expenditures	910,888
TOTAL NEW APPROPRIATIONS	910,888

D. OFFICE OF TRANSPORTATION COOPERATIVES

For general administration and support, and operations, as indicated hereunder P 35,678,000

New Appropriations, by Programs/Projects

	Current Operating Expenditures			Total
	Personnel Services	Maintenance and Other Operating Expenses	Capital Outlays	
A. REGULAR PROGRAMS				
General Administration and Support	P 13,887,000	P 5,545,000		P 19,432,000
Operations	10,445,000	5,801,000		16,246,000
TRANSPORTATION COOPERATIVE DEVELOPMENT PROGRAM	10,445,000	5,801,000		16,246,000
TOTAL NEW APPROPRIATIONS	P 24,332,000	P 11,346,000		P 35,678,000

Special Provision(s)

1. **Reporting and Posting Requirements.** The Office of Transportation Cooperatives (OTC) shall submit quarterly reports on its financial and physical accomplishments, within thirty (30) days after the end of every quarter, through the following:

- (a) URS or other electronic means for reports not covered by the URS ; and
- (b) OTC's website.

The OTC shall send written notice when said reports have been submitted or posted on its website to the DBM, House of Representatives, Senate of the Philippines, House Committee on Appropriations, Senate Committee on Finance, and other offices where the submission of reports is required under existing laws, rules and regulations. The date of notice to said agencies shall be considered the date of compliance with this requirement.

2. **Appropriations for Activities or Projects.** The amounts appropriated herein shall be used specifically for the following activities or projects in the indicated amounts and conditions:

New Appropriations, by Programs/Activities/Projects

	Current Operating Expenditures			
	Personnel Services	Maintenance and Other Operating Expenses	Capital Outlays	Total
REGULAR PROGRAMS				
General Administration and Support				
General Management and Supervision	P 11,477,000	P 5,545,000	P	17,022,000
Administration of Personnel Benefits	2,410,000			2,410,000
Sub-total, General Administration and Support	13,887,000	5,545,000		19,432,000
Operations				
TRANSPORTATION COOPERATIVE DEVELOPMENT PROGRAM	10,445,000	5,801,000		16,246,000
Transportation Cooperative Promotion and Accreditation Services	3,818,000	2,304,000		6,122,000
Transportation Cooperative Development Services	6,627,000	3,497,000		10,124,000
Sub-total, Operations	10,445,000	5,801,000		16,246,000
TOTAL NEW APPROPRIATIONS	P 24,332,000	P 11,346,000	P	35,678,000

New Appropriations, by Object of Expenditures
(In Thousand Pesos)

Current Operating Expenditures

Personnel Services

Civilian Personnel

Permanent Positions

Basic Salary

16,755

Total Permanent Positions

16,755

Other Compensation Common to All

Personnel Economic Relief Allowance

864

Representation Allowance

222

Transportation Allowance

222

Clothing and Uniform Allowance

216

Mid-Year Bonus - Civilian

1,395

Year End Bonus

1,395

Cash Gift

180

Productivity Enhancement Incentive

180

Step Increment

42

Total Other Compensation Common to All

4,716

Other Benefits		
PAG-IBIG Contributions		43
PhilHealth Contributions		365
Employees Compensation Insurance Premiums		43
Terminal Leave		2,410
Total Other Benefits		2,861
Total Personnel Services		24,332
Maintenance and Other Operating Expenses		
Travelling Expenses		446
Training and Scholarship Expenses		200
Supplies and Materials Expenses		450
Utility Expenses		300
Communication Expenses		447
Confidential, Intelligence and Extraordinary Expenses		
Extraordinary and Miscellaneous Expenses		110
General Services		348
Repairs and Maintenance		134
Taxes, Insurance Premiums and Other Fees		100
Other Maintenance and Operating Expenses		
Representation Expenses		100
Rent/Lease Expenses		8,711
Total Maintenance and Other Operating Expenses		11,346
Total Current Operating Expenditures		35,678
TOTAL NEW APPROPRIATIONS		35,678

E. OFFICE FOR TRANSPORTATION SECURITY

For general administration and support, and operations, as indicated hereunder P 345,519,000

New Appropriations, by Programs/Projects

	Current Operating Expenditures		Capital Outlays	Total
	Personnel Services	Maintenance and Other Operating Expenses		
A. REGULAR PROGRAMS				
General Administration and Support	P 34,262,000	P 210,541,000	P	244,803,000
Operations	<u>92,489,000</u>	<u>8,227,000</u>		<u>100,716,000</u>
TRANSPORTATION SECURITY PROGRAM	<u>92,489,000</u>	<u>8,227,000</u>		<u>100,716,000</u>
TOTAL NEW APPROPRIATIONS	P <u>126,751,000</u>	P <u>218,768,000</u>	P	<u>345,519,000</u>

Special Provision(s)

1. **Aviation Security Fees.** In addition to the amounts appropriated herein, Fifty Three Million Nine Hundred Four Thousand Pesos (P53,904,000) shall be used for the operating requirements of the National Civil Aviation Security Committee sourced from the collections of aviation security fees in accordance with L.O.I. No. 414-A dated June 17, 1976, as amended.

Release of funds shall be subject to the submission of a Special Budget pursuant to Section 35, Chapter 5, Book VI of E.O. No. 292.

2. **Reporting and Posting Requirements.** The Office for Transportation Security (OTS) shall submit quarterly reports on its financial and physical accomplishments, within thirty (30) days after the end of every quarter, through the following:

- (a) URS or other electronic means for reports not covered by the URS ; and
- (b) OTS' website.

The OTS shall send written notice when said reports have been submitted or posted on its website to the DBM, House of Representatives, Senate of the Philippines, House Committee on Appropriations, Senate Committee on Finance, and other offices where the submission of reports is required under existing laws, rules and regulations. The date of notice to said agencies shall be considered the date of compliance with this requirement.

3. **Appropriations for Activities or Projects.** The amounts appropriated herein shall be used specifically for the following activities or projects in the indicated amounts and conditions:

New Appropriations, by Programs/Activities/Projects

	Current Operating Expenditures			
	Personnel Services	Maintenance and Other Operating Expenses	Capital Outlays	Total
REGULAR PROGRAMS				
General Administration and Support				
General Management and Supervision	P 34,262,000	P 210,541,000		P 244,803,000
Sub-total, General Administration and Support	34,262,000	210,541,000		244,803,000
Operations				
TRANSPORTATION SECURITY PROGRAM	92,489,000	8,227,000		100,716,000
Assessment of the risk vulnerability of transport facilities and infrastructure and issuance of threat advisories	32,170,000	5,941,000		38,111,000
Evaluation of capability of transport security trainors and personnel and accreditation of transport security training institutions for issuance of compliance certificates	11,197,000	218,000		11,415,000
Policy formulation and development	5,321,000	547,000		5,868,000
Audit compliance/non-compliance to security programs and plans	28,302,000	763,000		29,065,000
Evaluation of security plans for issuance of compliance certificates	15,499,000	758,000		16,257,000
Sub-total, Operations	92,489,000	8,227,000		100,716,000
TOTAL NEW APPROPRIATIONS	P 126,751,000	P 218,768,000		P 345,519,000

New Appropriations, by Object of Expenditures

(In Thousand Pesos)

Current Operating Expenditures

Personnel Services

Civilian Personnel

Permanent Positions

Basic Salary	97,999
--------------	--------

Total Permanent Positions	97,999
---------------------------	--------

Other Compensation Common to All

Personnel Economic Relief Allowance	4,224
Representation Allowance	1,296
Transportation Allowance	1,296
Clothing and Uniform Allowance	1,056
Mid-Year Bonus - Civilian	8,167
Year End Bonus	8,167
Cash Gift	880
Productivity Enhancement Incentive	880
Step Increment	245

Total Other Compensation Common to All	26,211
--	--------

Other Benefits

PAG-IBIG Contributions	212
PhilHealth Contributions	2,102
Employees Compensation Insurance Premiums	212
Loyalty Award - Civilian	15

Total Other Benefits	2,541
----------------------	-------

Total Personnel Services	126,751
--------------------------	---------

Maintenance and Other Operating Expenses

Travelling Expenses	2,862
Training and Scholarship Expenses	724
Supplies and Materials Expenses	3,927
Utility Expenses	3,944
Communication Expenses	1,160
Confidential, Intelligence and Extraordinary Expenses	
Confidential Expenses	2,289
Extraordinary and Miscellaneous Expenses	601
Professional Services	124
General Services	165,420
Repairs and Maintenance	34,869
Taxes, Insurance Premiums and Other Fees	18
Other Maintenance and Operating Expenses	
Advertising Expenses	7
Printing and Publication Expenses	7
Representation Expenses	125

Transportation and Delivery Expenses	7
Rent/Lease Expenses	1,942
Membership Dues and Contributions to Organizations	503
Subscription Expenses	149
Other Maintenance and Operating Expenses	90
Total Maintenance and Other Operating Expenses	218,768
Total Current Operating Expenditures	345,519
TOTAL NEW APPROPRIATIONS	345,519

F. PHILIPPINE COAST GUARD

For general administration and support, support to operations, and operations, including locally-funded project(s) as indicated hereunder P 21,908,100,000

New Appropriations, by Programs/Projects

	Current Operating Expenditures			
	Personnel Services	Maintenance and Other Operating Expenses	Capital Outlays	Total
A. REGULAR PROGRAMS				
General Administration and Support	P 7,471,840,000	P 760,348,000	P 460,000,000	P 8,692,188,000
Support to Operations	3,159,640,000	100,101,000		3,259,741,000
Operations	7,367,462,000	2,318,733,000	119,976,000	9,806,171,000
MARITIME SEARCH AND RESCUE PROGRAM	1,812,236,000	155,521,000		1,967,757,000
MARITIME SECURITY AND LAW ENFORCEMENT PROGRAM	3,121,210,000	1,894,331,000	45,000,000	5,060,541,000
MARINE ENVIRONMENTAL PROTECTION PROGRAM	1,369,502,000	38,034,000		1,407,536,000
MARITIME SAFETY PROGRAM	1,064,514,000	230,847,000	74,976,000	1,370,337,000
Total, Regular Programs	17,998,942,000	3,179,182,000	579,976,000	21,758,100,000
B. PROJECT(S)				
Locally-Funded Project(s)			150,000,000	150,000,000
Total, Project(s)			150,000,000	150,000,000
TOTAL NEW APPROPRIATIONS	P 17,998,942,000	P 3,179,182,000	P 729,976,000	P 21,908,100,000

Special Provisions

1. **Rice Subsidy.** The amount of One Hundred Ninety Million Two Hundred Ninety Six Thousand Pesos (P190,296,000) appropriated herein shall be used for the provision of rice subsidy, equivalent to twenty (20) kilos of rice a month, in the form of financial assistance to the uniformed personnel of Philippine Coast Guard (PCG).

2. **Reporting and Posting Requirements.** The PCG shall submit quarterly reports on its financial and physical accomplishments, within thirty (30) days after the end of every quarter, through the following:

- URS or other electronic means for reports not covered by the URS; and
- PCG's website.

The PCG shall send written notice when said reports have been submitted or posted on its website to the DBM, House of Representatives, Senate of the Philippines, House Committee on Appropriations, Senate Committee on Finance, and other offices where the submission of reports is required under existing laws, rules and regulations. The date of notice to said agencies shall be considered the date of compliance with this requirement.

3. **Appropriations for Activities or Projects.** The amounts appropriated herein shall be used specifically for the following activities or projects in the indicated amounts and conditions:

New Appropriations, by Programs/Activities/Projects

	Current Operating Expenditures			
	Personnel Services	Maintenance and Other Operating Expenses	Capital Outlays	Total
REGULAR PROGRAMS				
General Administration and Support				
General Management and Supervision	P 3,131,612,000	P 760,348,000	P 460,000,000	P 4,351,960,000
National Capital Region (NCR)	3,131,612,000	605,019,000	160,000,000	3,896,631,000
Central Office	3,131,612,000	598,363,000	160,000,000	3,889,975,000
Regional Office - NCR		6,656,000		6,656,000
Region I - Ilocos		8,347,000		8,347,000
Region I - Northwestern Luzon		8,347,000		8,347,000
Region II - Cagayan Valley		5,399,000		5,399,000
Region II - Northeastern Luzon		5,399,000		5,399,000
Region IVA - CALABARZON		12,854,000		12,854,000
Region IV-A - Southern Tagalog		12,854,000		12,854,000
Region IVB - MIMAROPA		7,022,000		7,022,000
Region IV-B - Palawan		7,022,000		7,022,000
Region V - Bicol		6,489,000	200,000,000	206,489,000
Region V - Bicol		6,489,000	200,000,000	206,489,000
Region VI - Western Visayas		9,145,000		9,145,000
Region VI - Western Visayas		9,145,000		9,145,000
Region VII - Central Visayas		13,208,000		13,208,000
Region VII - Central Visayas		13,208,000		13,208,000
Region VIII - Eastern Visayas		56,278,000	100,000,000	156,278,000
Region VIII - Eastern Visayas		56,278,000	100,000,000	156,278,000

Region IX - Zamboanga Peninsula	<u>8,887,000</u>			<u>8,887,000</u>
Region IX - Southwestern Mindanao	8,887,000			8,887,000
Region X - Northern Mindanao	<u>7,777,000</u>			<u>7,777,000</u>
Region X - Northern Mindanao	7,777,000			7,777,000
Region XI - Davao	<u>7,095,000</u>			<u>7,095,000</u>
Region XI - Southeastern Mindanao	7,095,000			7,095,000
Region XII - SOCCSKSARGEN	<u>4,276,000</u>			<u>4,276,000</u>
Region XII - Southern Mindanao	4,276,000			4,276,000
Region XIII - Caraga	<u>4,376,000</u>			<u>4,376,000</u>
Region XIII - Northeastern Mindanao	4,376,000			4,376,000
Bangsamoro Autonomous Region in Muslim Mindanao (BARMM)	<u>4,176,000</u>			<u>4,176,000</u>
Regional Office - BARMM	4,176,000			4,176,000
Administration of Personnel Benefits	<u>4,340,228,000</u>			<u>4,340,228,000</u>
National Capital Region (NCR)	<u>4,340,228,000</u>			<u>4,340,228,000</u>
Central Office	<u>4,340,228,000</u>			<u>4,340,228,000</u>
Sub-total, General Administration and Support	<u>7,471,840,000</u>	<u>760,348,000</u>	<u>460,000,000</u>	<u>8,692,188,000</u>
Support to Operations				
Conduct Coast Guard Training Courses	<u>3,159,640,000</u>	<u>100,101,000</u>		<u>3,259,741,000</u>
National Capital Region (NCR)	<u>3,159,640,000</u>	<u>90,008,000</u>		<u>3,249,648,000</u>
Central Office	3,159,640,000	89,140,000		3,248,780,000
Regional Office - NCR		868,000		868,000
Region I - Ilocos		<u>668,000</u>		<u>668,000</u>
Region I - Northwestern Luzon		668,000		668,000
Region II - Cagayan Valley		<u>756,000</u>		<u>756,000</u>
Region II - Northeastern Luzon		756,000		756,000
Region IVA - CALABARZON		<u>1,013,000</u>		<u>1,013,000</u>
Region IV-A - Southern Tagalog		1,013,000		1,013,000
Region IVB - MIMAROPA		<u>754,000</u>		<u>754,000</u>
Region IV-B - Palawan		754,000		754,000

Region V - Bicol	<u>824,000</u>	<u>824,000</u>
Region V - Bicol	824,000	824,000
Region VI - Western Visayas	<u>1,238,000</u>	<u>1,238,000</u>
Region VI - Western Visayas	1,238,000	1,238,000
Region VII - Central Visayas	<u>1,025,000</u>	<u>1,025,000</u>
Region VII - Central Visayas	1,025,000	1,025,000
Region VIII - Eastern Visayas	<u>876,000</u>	<u>876,000</u>
Region VIII - Eastern Visayas	876,000	876,000
Region IX - Zamboanga Peninsula	<u>322,000</u>	<u>322,000</u>
Region IX - Southwestern Mindanao	322,000	322,000
Region X - Northern Mindanao	<u>688,000</u>	<u>688,000</u>
Region X - Northern Mindanao	688,000	688,000
Region XI - Davao	<u>501,000</u>	<u>501,000</u>
Region XI - Southeastern Mindanao	501,000	501,000
Region XII - SOCCSKSARGEN	<u>476,000</u>	<u>476,000</u>
Region XII - Southern Mindanao	476,000	476,000
Region XIII - Caraga	<u>476,000</u>	<u>476,000</u>
Region XIII - Northeastern Mindanao	476,000	476,000
Bangsamoro Autonomous Region in Muslim Mindanao (BARMM)	<u>476,000</u>	<u>476,000</u>
Regional Office - BARMM	<u>476,000</u>	<u>476,000</u>
Sub-total, Support to Operations	<u>3,159,640,000</u>	<u>100,101,000</u>
Operations		
MARITIME SEARCH AND RESCUE PROGRAM	<u>1,812,236,000</u>	<u>155,521,000</u>
Maritime search and rescue operations	<u>912,976,000</u>	<u>135,945,000</u>
National Capital Region (NCR)	<u>912,976,000</u>	<u>129,522,000</u>
Central Office	912,976,000	128,507,000
Regional Office - NCR	1,015,000	1,015,000
Region I - Ilocos	<u>381,000</u>	<u>381,000</u>
Region I - Northwestern Luzon	381,000	381,000

Region II - Cagayan Valley	<u>387,000</u>	<u>387,000</u>
Region II - Northeastern Luzon	387,000	387,000
Region IVA - CALABARZON	<u>1,415,000</u>	<u>1,415,000</u>
Region IV-A - Southern Tagalog	1,415,000	1,415,000
Region IVB - MIMAROPA	<u>613,000</u>	<u>613,000</u>
Region IV-B - Palawan	613,000	613,000
Region V - Bicol	<u>242,000</u>	<u>242,000</u>
Region V - Bicol	242,000	242,000
Region VI - Western Visayas	<u>1,030,000</u>	<u>1,030,000</u>
Region VI - Western Visayas	1,030,000	1,030,000
Region VII - Central Visayas	<u>170,000</u>	<u>170,000</u>
Region VII - Central Visayas	170,000	170,000
Region VIII - Eastern Visayas	<u>287,000</u>	<u>287,000</u>
Region VIII - Eastern Visayas	287,000	287,000
Region IX - Zamboanga Peninsula	<u>205,000</u>	<u>205,000</u>
Region IX - Southwestern Mindanao	205,000	205,000
Region X - Northern Mindanao	<u>526,000</u>	<u>526,000</u>
Region X - Northern Mindanao	526,000	526,000
Region XI - Davao	<u>606,000</u>	<u>606,000</u>
Region XI - Southeastern Mindanao	606,000	606,000
Region XII - SOCCSKSARGEN	<u>187,000</u>	<u>187,000</u>
Region XII - Southern Mindanao	187,000	187,000
Region XIII - Caraga	<u>187,000</u>	<u>187,000</u>
Region XIII - Northeastern Mindanao	187,000	187,000
Bangsamoro Autonomous Region in Muslim Mindanao (BARMM)	<u>187,000</u>	<u>187,000</u>
Regional Office - BARMM	187,000	187,000
Disaster response operations	<u>899,260,000</u>	<u>19,576,000</u>
National Capital Region (NCR)	<u>899,260,000</u>	<u>13,230,000</u>
Central Office	899,260,000	12,876,000
Regional Office - NCR	354,000	354,000

Region I - Ilocos	<u>831,000</u>	<u>831,000</u>
Region I - Northwestern Luzon	831,000	831,000
Region II - Cagayan Valley	<u>334,000</u>	<u>334,000</u>
Region II - Northeastern Luzon	334,000	334,000
Region IVA - CALABARZON	<u>464,000</u>	<u>464,000</u>
Region IV-A - Southern Tagalog	464,000	464,000
Region IVB - MIMAROPA	<u>446,000</u>	<u>446,000</u>
Region IV-B - Palawan	446,000	446,000
Region V - Bicol	<u>407,000</u>	<u>407,000</u>
Region V - Bicol	407,000	407,000
Region VI - Western Visayas	<u>557,000</u>	<u>557,000</u>
Region VI - Western Visayas	557,000	557,000
Region VII - Central Visayas	<u>388,000</u>	<u>388,000</u>
Region VII - Central Visayas	388,000	388,000
Region VIII - Eastern Visayas	<u>296,000</u>	<u>296,000</u>
Region VIII - Eastern Visayas	296,000	296,000
Region IX - Zamboanga Peninsula	<u>414,000</u>	<u>414,000</u>
Region IX - Southwestern Mindanao	414,000	414,000
Region X - Northern Mindanao	<u>402,000</u>	<u>402,000</u>
Region X - Northern Mindanao	402,000	402,000
Region XI - Davao	<u>619,000</u>	<u>619,000</u>
Region XI - Southeastern Mindanao	619,000	619,000
Region XII - SOCCSKSARGEN	<u>396,000</u>	<u>396,000</u>
Region XII - Southern Mindanao	396,000	396,000
Region XIII - Caraga	<u>396,000</u>	<u>396,000</u>
Region XIII - Northeastern Mindanao	396,000	396,000
Bangsamoro Autonomous Region in Muslim Mindanao (BARMM)	<u>396,000</u>	<u>396,000</u>
Regional Office - BARMM	396,000	396,000

MARITIME SECURITY AND LAW ENFORCEMENT PROGRAM	3,121,210,000	1,894,331,000	45,000,000	5,060,541,000
Operate the National Coast Watch Center	92,821,000	7,307,000		100,128,000
National Capital Region (NCR)	92,821,000	7,307,000		100,128,000
Central Office	92,821,000	7,307,000		100,128,000
Shore operations	1,326,267,000	131,512,000		1,457,779,000
National Capital Region (NCR)	1,326,267,000	123,235,000		1,449,502,000
Central Office	1,326,267,000	122,276,000		1,448,543,000
Regional Office - NCR		959,000		959,000
Region I - Ilocos		295,000		295,000
Region I - Northwestern Luzon		295,000		295,000
Region II - Cagayan Valley		881,000		881,000
Region II - Northeastern Luzon		881,000		881,000
Region IVA - CALABARZON		729,000		729,000
Region IV-A - Southern Tagalog		729,000		729,000
Region IVB - MIMAROPA		529,000		529,000
Region IV-B - Palawan		529,000		529,000
Region V - Bicol		1,099,000		1,099,000
Region V - Bicol		1,099,000		1,099,000
Region VI - Western Visayas		1,180,000		1,180,000
Region VI - Western Visayas		1,180,000		1,180,000
Region VII - Central Visayas		637,000		637,000
Region VII - Central Visayas		637,000		637,000
Region VIII - Eastern Visayas		349,000		349,000
Region VIII - Eastern Visayas		349,000		349,000
Region IX - Zamboanga Peninsula		228,000		228,000
Region IX - Southwestern Mindanao		228,000		228,000
Region X - Northern Mindanao		1,152,000		1,152,000
Region X - Northern Mindanao		1,152,000		1,152,000
Region XI - Davao		541,000		541,000
Region XI - Southeastern Mindanao		541,000		541,000

Region XII - SOCCSKSARGEN		<u>219,000</u>		<u>219,000</u>
Region XII - Southern Mindanao		219,000		219,000
Region XIII - Caraga		<u>219,000</u>		<u>219,000</u>
Region XIII - Northeastern Mindanao		219,000		219,000
Bangsamoro Autonomous Region in Muslim Mindanao (BARMM)		<u>219,000</u>		<u>219,000</u>
Regional Office - BARMM		219,000		219,000
Sea based operations	<u>1,702,122,000</u>	<u>1,755,512,000</u>	<u>45,000,000</u>	<u>3,502,634,000</u>
National Capital Region (NCR)	<u>1,702,122,000</u>	<u>1,745,221,000</u>	<u>45,000,000</u>	<u>3,492,343,000</u>
Central Office	1,702,122,000	1,744,588,000	45,000,000	3,491,710,000
Regional Office - NCR		633,000		633,000
Region I - Ilocos		<u>244,000</u>		<u>244,000</u>
Region I - Northwestern Luzon		244,000		244,000
Region II - Cagayan Valley		<u>402,000</u>		<u>402,000</u>
Region II - Northeastern Luzon		402,000		402,000
Region IVA - CALABARZON		<u>844,000</u>		<u>844,000</u>
Region IV-A - Southern Tagalog		844,000		844,000
Region IVB - MIMAROPA		<u>972,000</u>		<u>972,000</u>
Region IV-B - Palawan		972,000		972,000
Region V - Bicol		<u>1,306,000</u>		<u>1,306,000</u>
Region V - Bicol		1,306,000		1,306,000
Region VI - Western Visayas		<u>2,563,000</u>		<u>2,563,000</u>
Region VI - Western Visayas		2,563,000		2,563,000
Region VII - Central Visayas		<u>805,000</u>		<u>805,000</u>
Region VII - Central Visayas		805,000		805,000
Region VIII - Eastern Visayas		<u>337,000</u>		<u>337,000</u>
Region VIII - Eastern Visayas		337,000		337,000
Region IX - Zamboanga Peninsula		<u>420,000</u>		<u>420,000</u>
Region IX - Southwestern Mindanao		420,000		420,000
Region X - Northern Mindanao		<u>1,235,000</u>		<u>1,235,000</u>
Region X - Northern Mindanao		1,235,000		1,235,000

Region XI - Davao	<u>692,000</u>	<u>692,000</u>
Region XI - Southeastern Mindanao	692,000	692,000
Region XII - SOCCSKSARGEN	<u>157,000</u>	<u>157,000</u>
Region XII - Southern Mindanao	157,000	157,000
Region XIII - Caraga	<u>157,000</u>	<u>157,000</u>
Region XIII - Northeastern Mindanao	157,000	157,000
Bangsamoro Autonomous Region in Muslim Mindanao (BARMM)	<u>157,000</u>	<u>157,000</u>
Regional Office - BARMM	157,000	157,000
MARINE ENVIRONMENTAL PROTECTION PROGRAM	<u>1,369,502,000</u>	<u>38,034,000</u>
Site inspections	<u>478,199,000</u>	<u>5,752,000</u>
National Capital Region (NCR)	<u>478,199,000</u>	<u>1,351,000</u>
Central Office	478,199,000	1,090,000
Regional Office - NCR	261,000	261,000
Region I - Ilocos	<u>170,000</u>	<u>170,000</u>
Region I - Northwestern Luzon	170,000	170,000
Region II - Cagayan Valley	<u>439,000</u>	<u>439,000</u>
Region II - Northeastern Luzon	439,000	439,000
Region IVA - CALABARZON	<u>261,000</u>	<u>261,000</u>
Region IV-A - Southern Tagalog	261,000	261,000
Region IVB - MIMAROPA	<u>369,000</u>	<u>369,000</u>
Region IV-B - Palawan	369,000	369,000
Region V - Bicol	<u>398,000</u>	<u>398,000</u>
Region V - Bicol	398,000	398,000
Region VI - Western Visayas	<u>150,000</u>	<u>150,000</u>
Region VI - Western Visayas	150,000	150,000
Region VII - Central Visayas	<u>463,000</u>	<u>463,000</u>
Region VII - Central Visayas	463,000	463,000
Region VIII - Eastern Visayas	<u>330,000</u>	<u>330,000</u>
Region VIII - Eastern Visayas	330,000	330,000

Region IX - Zamboanga Peninsula	<u>173,000</u>	<u>173,000</u>
Region IX - Southwestern Mindanao	173,000	173,000
Region X - Northern Mindanao	<u>300,000</u>	<u>300,000</u>
Region X - Northern Mindanao	300,000	300,000
Region XI - Davao	<u>298,000</u>	<u>298,000</u>
Region XI - Southeastern Mindanao	298,000	298,000
Region XII - SOCCSKSARGEN	<u>350,000</u>	<u>350,000</u>
Region XII - Southern Mindanao	350,000	350,000
Region XIII - Caraga	<u>350,000</u>	<u>350,000</u>
Region XIII - Northeastern Mindanao	350,000	350,000
Bangsamoro Autonomous Region in Muslim Mindanao (BARMM)	<u>350,000</u>	<u>350,000</u>
Regional Office - BARMM	350,000	350,000
Site recovery activities	<u>498,742,000</u>	<u>9,269,000</u>
National Capital Region (NCR)	<u>498,742,000</u>	<u>3,644,000</u>
Central Office	498,742,000	2,482,000
Regional Office - NCR	1,162,000	1,162,000
Region I - Ilocos	<u>81,000</u>	<u>81,000</u>
Region I - Northwestern Luzon	81,000	81,000
Region II - Cagayan Valley	<u>344,000</u>	<u>344,000</u>
Region II - Northeastern Luzon	344,000	344,000
Region IVA - CALABARZON	<u>1,182,000</u>	<u>1,182,000</u>
Region IV-A - Southern Tagalog	1,182,000	1,182,000
Region IVB - MIMAROPA	<u>260,000</u>	<u>260,000</u>
Region IV-B - Palawan	260,000	260,000
Region V - Bicol	<u>493,000</u>	<u>493,000</u>
Region V - Bicol	493,000	493,000
Region VI - Western Visayas	<u>643,000</u>	<u>643,000</u>
Region VI - Western Visayas	643,000	643,000
Region VII - Central Visayas	<u>196,000</u>	<u>196,000</u>
Region VII - Central Visayas	196,000	196,000

Region VIII - Eastern Visayas		<u>463,000</u>	<u>463,000</u>
Region VIII - Eastern Visayas		463,000	463,000
Region IX - Zamboanga Peninsula		<u>196,000</u>	<u>196,000</u>
Region IX - Southwestern Mindanao		196,000	196,000
Region X - Northern Mindanao		<u>407,000</u>	<u>407,000</u>
Region X - Northern Mindanao		407,000	407,000
Region XI - Davao		<u>82,000</u>	<u>82,000</u>
Region XI - Southeastern Mindanao		82,000	82,000
Region XII - SOCCSKSARGEN		<u>426,000</u>	<u>426,000</u>
Region XII - Southern Mindanao		426,000	426,000
Region XIII - Caraga		<u>426,000</u>	<u>426,000</u>
Region XIII - Northeastern Mindanao		426,000	426,000
Bangsamoro Autonomous Region in Muslim Mindanao (BARMM)		<u>426,000</u>	<u>426,000</u>
Regional Office - BARMM		426,000	426,000
Enforce laws, rules and regulations for the protection of marine environment	<u>392,561,000</u>	<u>23,013,000</u>	<u>415,574,000</u>
National Capital Region (NCR)	<u>392,561,000</u>	<u>19,498,000</u>	<u>412,059,000</u>
Central Office	392,561,000	19,220,000	411,781,000
Regional Office - NCR		278,000	278,000
Region I - Ilocos		<u>164,000</u>	<u>164,000</u>
Region I - Northwestern Luzon		164,000	164,000
Region II - Cagayan Valley		<u>262,000</u>	<u>262,000</u>
Region II - Northeastern Luzon		262,000	262,000
Region IVA - CALABARZON		<u>278,000</u>	<u>278,000</u>
Region IV-A - Southern Tagalog		278,000	278,000
Region IVB - MIMAROPA		<u>191,000</u>	<u>191,000</u>
Region IV-B - Palawan		191,000	191,000
Region V - Bicol		<u>311,000</u>	<u>311,000</u>
Region V - Bicol		311,000	311,000

Region VI - Western Visayas		<u>233,000</u>		<u>233,000</u>
Region VI - Western Visayas		233,000		233,000
Region VII - Central Visayas		<u>181,000</u>		<u>181,000</u>
Region VII - Central Visayas		181,000		181,000
Region VIII - Eastern Visayas		<u>325,000</u>		<u>325,000</u>
Region VIII - Eastern Visayas		325,000		325,000
Region IX - Zamboanga Peninsula		<u>328,000</u>		<u>328,000</u>
Region IX - Southwestern Mindanao		328,000		328,000
Region X - Northern Mindanao		<u>155,000</u>		<u>155,000</u>
Region X - Northern Mindanao		155,000		155,000
Region XI - Davao		<u>112,000</u>		<u>112,000</u>
Region XI - Southeastern Mindanao		112,000		112,000
Region XII - SOCCSKSARGEN		<u>325,000</u>		<u>325,000</u>
Region XII - Southern Mindanao		325,000		325,000
Region XIII - Caraga		<u>325,000</u>		<u>325,000</u>
Region XIII - Northeastern Mindanao		325,000		325,000
Bangsamoro Autonomous Region in Muslim Mindanao (BARMM)		<u>325,000</u>		<u>325,000</u>
Regional Office - BARMM		325,000		325,000
MARITIME SAFETY PROGRAM	<u>1,064,514,000</u>	<u>230,847,000</u>	<u>74,976,000</u>	<u>1,370,337,000</u>
Salvage Operations	<u>270,085,000</u>	<u>28,584,000</u>		<u>298,669,000</u>
National Capital Region (NCR)	<u>270,085,000</u>	<u>24,430,000</u>		<u>294,515,000</u>
Central Office	270,085,000	24,013,000		294,098,000
Regional Office - NCR		417,000		417,000
Region I - Ilocos		<u>304,000</u>		<u>304,000</u>
Region I - Northwestern Luzon		304,000		304,000
Region II - Cagayan Valley		<u>252,000</u>		<u>252,000</u>
Region II - Northeastern Luzon		252,000		252,000
Region IVA - CALABARZON		<u>314,000</u>		<u>314,000</u>
Region IV-A - Southern Tagalog		314,000		314,000

Region IVB - MIMAROPA		<u>183,000</u>		<u>183,000</u>
Region IV-B - Palawan		183,000		183,000
Region V - Bicol		<u>447,000</u>		<u>447,000</u>
Region V - Bicol		447,000		447,000
Region VI - Western Visayas		<u>435,000</u>		<u>435,000</u>
Region VI - Western Visayas		435,000		435,000
Region VII - Central Visayas		<u>397,000</u>		<u>397,000</u>
Region VII - Central Visayas		397,000		397,000
Region VIII - Eastern Visayas		<u>235,000</u>		<u>235,000</u>
Region VIII - Eastern Visayas		235,000		235,000
Region IX - Zamboanga Peninsula		<u>273,000</u>		<u>273,000</u>
Region IX - Southwestern Mindanao		273,000		273,000
Region X - Northern Mindanao		<u>352,000</u>		<u>352,000</u>
Region X - Northern Mindanao		352,000		352,000
Region XI - Davao		<u>254,000</u>		<u>254,000</u>
Region XI - Southeastern Mindanao		254,000		254,000
Region XII - SOCCSKSARGEN		<u>236,000</u>		<u>236,000</u>
Region XII - Southern Mindanao		236,000		236,000
Region XIII - Caraga		<u>236,000</u>		<u>236,000</u>
Region XIII - Northeastern Mindanao		236,000		236,000
Bangsamoro Autonomous Region in Muslim Mindanao (BARMM)		<u>236,000</u>		<u>236,000</u>
Regional Office - BARMM		236,000		236,000
Provision of aids to navigation, vessel traffic system and maritime communications	<u>262,745,000</u>	<u>28,868,000</u>	<u>74,976,000</u>	<u>366,589,000</u>
National Capital Region (NCR)	<u>262,745,000</u>	<u>20,854,000</u>	<u>74,976,000</u>	<u>358,575,000</u>
Central Office	262,745,000	19,929,000	74,976,000	357,650,000
Regional Office - NCR		925,000		925,000
Region I - Ilocos		<u>415,000</u>		<u>415,000</u>
Region I - Northwestern Luzon		415,000		415,000

Region II - Cagayan Valley	<u>416,000</u>	<u>416,000</u>
Region II - Northeastern Luzon	416,000	416,000
Region IVA - CALABARZON	<u>725,000</u>	<u>725,000</u>
Region IV-A - Southern Tagalog	725,000	725,000
Region IVB - MIMAROPA	<u>454,000</u>	<u>454,000</u>
Region IV-B - Palawan	454,000	454,000
Region V - Bicol	<u>410,000</u>	<u>410,000</u>
Region V - Bicol	410,000	410,000
Region VI - Western Visayas	<u>397,000</u>	<u>397,000</u>
Region VI - Western Visayas	397,000	397,000
Region VII - Central Visayas	<u>1,033,000</u>	<u>1,033,000</u>
Region VII - Central Visayas	1,033,000	1,033,000
Region VIII - Eastern Visayas	<u>628,000</u>	<u>628,000</u>
Region VIII - Eastern Visayas	628,000	628,000
Region IX - Zamboanga Peninsula	<u>750,000</u>	<u>750,000</u>
Region IX - Southwestern Mindanao	750,000	750,000
Region X - Northern Mindanao	<u>587,000</u>	<u>587,000</u>
Region X - Northern Mindanao	587,000	587,000
Region XI - Davao	<u>321,000</u>	<u>321,000</u>
Region XI - Southeastern Mindanao	321,000	321,000
Region XII - SOCCSKSARGEN	<u>626,000</u>	<u>626,000</u>
Region XII - Southern Mindanao	626,000	626,000
Region XIII - Caraga	<u>626,000</u>	<u>626,000</u>
Region XIII - Northeastern Mindanao	626,000	626,000
Bangsamoro Autonomous Region in Muslim Mindanao (BARMM)	<u>626,000</u>	<u>626,000</u>
Regional Office - BARMM	626,000	626,000
Enforce flag and port state control inspections	<u>263,409,000</u>	<u>167,760,000</u>
National Capital Region (NCR)	<u>263,409,000</u>	<u>158,322,000</u>
Central Office	263,409,000	156,199,000
Regional Office - NCR	2,123,000	2,123,000

Region I - Ilocos	<u>1,087,000</u>	<u>1,087,000</u>
Region I - Northwestern Luzon	1,087,000	1,087,000
Region II - Cagayan Valley	<u>389,000</u>	<u>389,000</u>
Region II - Northeastern Luzon	389,000	389,000
Region IVA - CALABARZON	<u>3,173,000</u>	<u>3,173,000</u>
Region IV-A - Southern Tagalog	3,173,000	3,173,000
Region IVB - MIMAROPA	<u>755,000</u>	<u>755,000</u>
Region IV-B - Palawan	755,000	755,000
Region V - Bicol	<u>568,000</u>	<u>568,000</u>
Region V - Bicol	568,000	568,000
Region VI - Western Visayas	<u>1,123,000</u>	<u>1,123,000</u>
Region VI - Western Visayas	1,123,000	1,123,000
Region VII - Central Visayas	<u>254,000</u>	<u>254,000</u>
Region VII - Central Visayas	254,000	254,000
Region VIII - Eastern Visayas	<u>161,000</u>	<u>161,000</u>
Region VIII - Eastern Visayas	161,000	161,000
Region IX - Zamboanga Peninsula	<u>309,000</u>	<u>309,000</u>
Region IX - Southwestern Mindanao	309,000	309,000
Region X - Northern Mindanao	<u>550,000</u>	<u>550,000</u>
Region X - Northern Mindanao	550,000	550,000
Region XI - Davao	<u>571,000</u>	<u>571,000</u>
Region XI - Southeastern Mindanao	571,000	571,000
Region XII - SOCCSKSARGEN	<u>166,000</u>	<u>166,000</u>
Region XII - Southern Mindanao	166,000	166,000
Region XIII - Caraga	<u>166,000</u>	<u>166,000</u>
Region XIII - Northeastern Mindanao	166,000	166,000
Bangsamoro Autonomous Region in Muslim Mindanao (BARMM)	<u>166,000</u>	<u>166,000</u>
Regional Office - BARMM	166,000	166,000

Enforce salvage regulations	<u>268,275,000</u>	<u>5,635,000</u>	<u>273,910,000</u>
National Capital Region (NCR)	<u>268,275,000</u>	<u>2,174,000</u>	<u>270,449,000</u>
Central Office	268,275,000	1,825,000	270,100,000
Regional Office - NCR		349,000	349,000
Region I - Ilocos		<u>81,000</u>	<u>81,000</u>
Region I - Northwestern Luzon		81,000	81,000
Region II - Cagayan Valley		<u>325,000</u>	<u>325,000</u>
Region II - Northeastern Luzon		325,000	325,000
Region IVA - CALABARZON		<u>349,000</u>	<u>349,000</u>
Region IV-A - Southern Tagalog		349,000	349,000
Region IVB - MIMAROPA		<u>266,000</u>	<u>266,000</u>
Region IV-B - Palawan		266,000	266,000
Region V - Bicol		<u>191,000</u>	<u>191,000</u>
Region V - Bicol		191,000	191,000
Region VI - Western Visayas		<u>418,000</u>	<u>418,000</u>
Region VI - Western Visayas		418,000	418,000
Region VII - Central Visayas		<u>134,000</u>	<u>134,000</u>
Region VII - Central Visayas		134,000	134,000
Region VIII - Eastern Visayas		<u>264,000</u>	<u>264,000</u>
Region VIII - Eastern Visayas		264,000	264,000
Region IX - Zamboanga Peninsula		<u>226,000</u>	<u>226,000</u>
Region IX - Southwestern Mindanao		226,000	226,000
Region X - Northern Mindanao		<u>250,000</u>	<u>250,000</u>
Region X - Northern Mindanao		250,000	250,000
Region XI - Davao		<u>177,000</u>	<u>177,000</u>
Region XI - Southeastern Mindanao		177,000	177,000
Region XII - SOCCSKSARGEN		<u>260,000</u>	<u>260,000</u>
Region XII - Southern Mindanao		260,000	260,000
Region XIII - Caraga		<u>260,000</u>	<u>260,000</u>
Region XIII - Northeastern Mindanao		260,000	260,000

Bangsamoro Autonomous Region in Muslim Mindanao (BARMM)		<u>260,000</u>	<u>260,000</u>
Regional Office - BARMM		<u>260,000</u>	<u>260,000</u>
Sub-total, Operations	<u>7,367,462,000</u>	<u>2,318,733,000</u>	<u>119,976,000</u>
Total, Regular Programs	<u>17,998,942,000</u>	<u>3,179,182,000</u>	<u>579,976,000</u>
PROJECT(S)			
Locally-Funded Project(s)			
Philippine Coast Guard Hospital		<u>50,000,000</u>	<u>50,000,000</u>
National Capital Region (NCR)		<u>50,000,000</u>	<u>50,000,000</u>
Central Office		<u>50,000,000</u>	<u>50,000,000</u>
Construction of Coast Guard Intelligence Force (CGIF) Building, Coast Guard Base, Gen. Santos Avenue, Central Bicutan, Taguig City		<u>100,000,000</u>	<u>100,000,000</u>
National Capital Region (NCR)		<u>100,000,000</u>	<u>100,000,000</u>
Central Office		<u>100,000,000</u>	<u>100,000,000</u>
Sub-total, Locally-Funded Projects		<u>150,000,000</u>	<u>150,000,000</u>
Total, Project(s)		<u>150,000,000</u>	<u>150,000,000</u>
TOTAL NEW APPROPRIATIONS	P <u>17,998,942,000</u>	P <u>3,179,182,000</u>	P <u>729,976,000</u>
			P <u>21,908,100,000</u>

New Appropriations, by Object of Expenditures
(In Thousand Pesos)

Current Operating Expenditures

Personnel Services

Civilian Personnel

Permanent Positions

Basic Salary	<u>100,994</u>
--------------	----------------

Total Permanent Positions	<u>100,994</u>
---------------------------	----------------

Other Compensation Common to All

Personnel Economic Relief Allowance	9,456
Clothing and Uniform Allowance	2,364
Mid-Year Bonus - Civilian	8,416
Year End Bonus	8,416
Cash Gift	1,970
Productivity Enhancement Incentive	1,970
Step Increment	<u>252</u>

Total Other Compensation Common to All	<u>32,844</u>
--	---------------

Other Compensation for Specific Groups	
Magna Carta for Public Health Workers	19,741
Total Other Compensation for Specific Groups	19,741
Other Benefits	
PAG-IBIG Contributions	473
PhilHealth Contributions	2,272
Employees Compensation Insurance Premiums	473
Terminal Leave	6,499
Total Other Benefits	9,717
Non-Permanent Positions	2,815
Total Civilian Personnel	166,111
Military/Uniformed Personnel	
Basic Pay	
Base Pay	8,232,508
Creation of New Positions	1,404,763
Total Basic Pay	9,637,271
Other Compensation Common to All	
Personnel Economic Relief Allowance	538,320
Clothing/ Uniform Allowance	116,404
Subsistence Allowance	1,228,043
Laundry Allowance	9,012
Quarters Allowance	117,137
Longevity Pay	823,250
Mid-Year Bonus - Military/Uniformed Personnel	686,041
Year-end Bonus	686,041
Cash Gift	112,150
Productivity Enhancement Incentive	112,150
Total Other Compensation Common to All	4,428,548
Other Compensation for Specific Groups	
High Risk Duty Pay	8,590
Hazardous Duty Pay	85,594
Flying Pay	26,352
Overseas Allowance	15,150
Sea Duty Pay	270,347
Hazard Duty Pay	145,346
Instructor's Duty Pay	46,071
Lump-sum for Filling of Positions - Military/Uniformed Personnel (MUP)	2,800,216
Total Other Compensation for Specific Groups	3,397,666

Other Benefits	
Special Group Term Insurance	1,616
PAG-IBIG Contributions	26,916
PhilHealth Contributions	185,148
Employees Compensation Insurance Premiums	26,916
Retirement Gratuity	56,470
Terminal Leave	72,280
	<hr/>
Total Other Benefits	369,346
	<hr/>
Total Military/Uniformed Personnel	17,832,831
	<hr/>
Total Personnel Services	17,998,942
	<hr/>
Maintenance and Other Operating Expenses	
Travelling Expenses	16,445
Training and Scholarship Expenses	65,717
Supplies and Materials Expenses	2,396,673
Utility Expenses	97,053
Communication Expenses	37,541
Confidential, Intelligence and Extraordinary Expenses	
Intelligence Expenses	10,000
Professional Services	30,962
General Services	323
Repairs and Maintenance	180,798
Financial Assistance/Subsidy	190,296
Taxes, Insurance Premiums and Other Fees	31,278
Other Maintenance and Operating Expenses	
Advertising Expenses	80
Printing and Publication Expenses	5,389
Representation Expenses	25,297
Transportation and Delivery Expenses	311
Rent/Lease Expenses	48,754
Subscription Expenses	52
Other Maintenance and Operating Expenses	42,213
	<hr/>
Total Maintenance and Other Operating Expenses	3,179,182
	<hr/>
Total Current Operating Expenditures	21,178,124
	<hr/>
Capital Outlays	
Property, Plant and Equipment Outlay	
Infrastructure Outlay	174,976
Buildings and Other Structures	335,000
Machinery and Equipment Outlay	175,000
Transportation Equipment Outlay	45,000
	<hr/>
Total Capital Outlays	729,976
	<hr/>
TOTAL NEW APPROPRIATIONS	21,908,100
	<hr/>

G. TOLL REGULATORY BOARD

For general administration and support, and operations, as indicated hereunder P 32,623,000

New Appropriations, by Programs/Projects

	Current Operating Expenditures			Total
	Personnel Services	Maintenance and Other Operating Expenses	Capital Outlays	
A. REGULAR PROGRAMS				
General Administration and Support	P 9,264,000	P 8,240,000		P 17,504,000
Operations	9,792,000	5,327,000		15,119,000
TOLLWAY REGULATORY PROGRAM	9,792,000	5,327,000		15,119,000
TOTAL NEW APPROPRIATIONS	P 19,056,000	P 13,567,000		P 32,623,000

Special Provision(s)

1. **Reporting and Posting Requirements.** The Toll Regulatory Board (TRB) shall submit quarterly reports on its financial and physical accomplishments, within thirty (30) days after the end of every quarter, through the following:

- (a) URS or other electronic means for reports not covered by the URS; and
- (b) TRB's website.

The TRB shall send written notice when said reports have been submitted or posted on its website to the DBM, House of Representatives, Senate of the Philippines, House Committee on Appropriations, Senate Committee on Finance, and other offices where the submission of reports is required under existing laws, rules and regulations. The date of notice to said agencies shall be considered the date of compliance with this requirement.

2. **Appropriations for Activities or Projects.** The amounts appropriated herein shall be used specifically for the following activities or projects in the indicated amounts and conditions:

New Appropriations, by Programs/Activities/Projects

	Current Operating Expenditures			Total
	Personnel Services	Maintenance and Other Operating Expenses	Capital Outlays	
REGULAR PROGRAMS				
General Administration and Support				
General Management and Supervision	P 8,824,000	P 8,240,000		P 17,064,000
Administration of Personnel Benefits	440,000			440,000
Sub-total, General Administration and Support	9,264,000	8,240,000		17,504,000
Operations				
TOLLWAY REGULATORY PROGRAM	9,792,000	5,327,000		15,119,000
Evaluation and granting of tollway franchise and/or tollway operation permits/certificates	1,447,000	1,171,000		2,618,000
Regulation and examination of tollway operations and maintenance	3,703,000	1,283,000		4,986,000
Regulation and construction supervision of tollways, toll facilities and BOT projects	3,339,000	2,233,000		5,572,000

Toll rate setting and adjustment	<u>1,303,000</u>	<u>640,000</u>	<u>1,943,000</u>
Sub-total, Operations	<u>9,792,000</u>	<u>5,327,000</u>	<u>15,119,000</u>
TOTAL NEW APPROPRIATIONS	P <u>19,056,000</u>	P <u>13,567,000</u>	P <u>32,623,000</u>

New Appropriations, by Object of Expenditures
(In Thousand Pesos)

Current Operating Expenditures

Personnel Services

Civilian Personnel

Permanent Positions

Basic Salary	<u>14,342</u>
--------------	---------------

Total Permanent Positions	<u>14,342</u>
---------------------------	---------------

Other Compensation Common to All

Personnel Economic Relief Allowance	672
Representation Allowance	162
Transportation Allowance	162
Clothing and Uniform Allowance	168
Mid-Year Bonus - Civilian	1,195
Year End Bonus	1,195
Cash Gift	140
Productivity Enhancement Incentive	140
Step Increment	<u>37</u>

Total Other Compensation Common to All	<u>3,871</u>
--	--------------

Other Benefits

PAG-IBIG Contributions	34
PhilHealth Contributions	310
Employees Compensation Insurance Premiums	34
Loyalty Award - Civilian	25
Terminal Leave	<u>440</u>

Total Other Benefits	<u>843</u>
----------------------	------------

Total Personnel Services	<u>19,056</u>
--------------------------	---------------

Maintenance and Other Operating Expenses

Travelling Expenses	230
Training and Scholarship Expenses	250
Supplies and Materials Expenses	1,750
Utility Expenses	663
Communication Expenses	563
Confidential, Intelligence and Extraordinary Expenses	
Extraordinary and Miscellaneous Expenses	136

GENERAL APPROPRIATIONS ACT, FY 2023

Professional Services	5,272
General Services	1,806
Repairs and Maintenance	495
Taxes, Insurance Premiums and Other Fees	133
Other Maintenance and Operating Expenses	
Representation Expenses	366
Rent/Lease Expenses	1,903
Total Maintenance and Other Operating Expenses	13,567
Total Current Operating Expenditures	32,623
TOTAL NEW APPROPRIATIONS	32,623

GENERAL SUMMARY
DEPARTMENT OF TRANSPORTATION

	Current Operating Expenditures				
	Personnel Services	Maintenance and Other Operating Expenses	Financial Expenses	Capital Outlays	Total
A. OFFICE OF THE SECRETARY	P 2,665,459,000	P 20,293,890,000	P 7,888,000	P 59,095,921,000	P 82,063,158,000
B. CIVIL AERONAUTICS BOARD	162,149,000	69,270,000		3,000,000	234,419,000
C. MARITIME INDUSTRY AUTHORITY	464,289,000	446,599,000			910,888,000
D. OFFICE OF TRANSPORTATION COOPERATIVES	24,332,000	11,346,000			35,678,000
E. OFFICE FOR TRANSPORTATION SECURITY	126,751,000	218,768,000			345,519,000
F. PHILIPPINE COAST GUARD	17,998,942,000	3,179,182,000		729,976,000	21,908,100,000
G. TOLL REGULATORY BOARD	<u>19,056,000</u>	<u>13,567,000</u>			<u>32,623,000</u>
TOTAL NEW APPROPRIATIONS, DEPARTMENT OF TRANSPORTATION	P <u>21,460,978,000</u>	P <u>24,232,622,000</u>	P <u>7,888,000</u>	P <u>59,828,897,000</u>	P <u>105,530,385,000</u>

XXVII. NATIONAL ECONOMIC AND DEVELOPMENT AUTHORITY**A. OFFICE OF THE SECRETARY**

For general administration and support, support to operations, and operations, including locally-funded projects, as indicated hereunder P 2,323,903,000

New Appropriations, by Programs/Projects

	Current Operating Expenditures			
	Personnel Services	Maintenance and Other Operating Expenses	Capital Outlays	Total
A. REGULAR PROGRAMS				
General Administration and Support	P 355,954,000	P 203,016,000	P 568,504,000	P 1,127,474,000
Support to Operations	76,520,000	10,774,000		87,294,000
Operations	<u>593,531,000</u>	<u>334,525,000</u>		<u>928,056,000</u>
SOCIO-ECONOMIC POLICY AND PLANNING PROGRAM	313,623,000	238,932,000		552,555,000
NATIONAL INVESTMENT PROGRAMMING PROGRAM	144,528,000	13,765,000		158,293,000
NATIONAL DEVELOPMENT MONITORING AND EVALUATION PROGRAM	<u>135,380,000</u>	<u>81,828,000</u>		<u>217,208,000</u>
Total, Regular Program(s)	<u>1,026,005,000</u>	<u>548,315,000</u>	<u>568,504,000</u>	<u>2,142,824,000</u>
B. PROJECT(S)				
Locally-Funded Project(s)		<u>140,579,000</u>	<u>40,500,000</u>	<u>181,079,000</u>
Total, Project(s)		<u>140,579,000</u>	<u>40,500,000</u>	<u>181,079,000</u>
TOTAL NEW APPROPRIATIONS	P <u>1,026,005,000</u>	P <u>688,894,000</u>	P <u>609,004,000</u>	P <u>2,323,903,000</u>

Special Provision(s)

1. **Public-Private Partnership Projects and Official Development Assistance.** The NEDA shall evaluate public-private partnership projects and official development assistance loan-funded projects to determine their technical, financial, economic and social viability.

2. **Appropriations for Regional Development Councils.** The amount appropriated herein for the Regional Development Councils (RDCs) shall be allocated among, and released directly to, the fifteen (15) RDCs to be used for their operations, including the monitoring of development projects undertaken by agencies and special development authorities in their respective regions.

3. **Public Investment Program.** The NEDA shall submit a copy of the Public Investment Program and its updates, to the House Committee on Appropriations, Senate Committee on Finance, and Committees on Economic Affairs of both Houses of Congress.

4. **Gross National Happiness.** The NEDA shall ensure that the implementation of projects and activities authorized under this Act should contribute towards the improvement of the level of happiness in the country as measured through the four pillars of the Bhutanese concept of gross national happiness - good governance, sustainable socio-economic development, preservation and promotion of culture, and environmental conservation.

5. **Grants for Innovation Programs, Activities, and Projects.** Of the amount appropriated herein for the Establishment of Innovation Fund, One Hundred Million Pesos (P100,000,000) shall be used for the issuance of grants for innovation programs, activities, and projects in accordance with R.A. No. 11293.

Release of Funds for the purpose shall be subject to the guidelines to be issued by the NEDA and DBM.

6. **Economic and Socialized Housing and Transit Facilities in the Vicinity of Transit Stations.** The NEDA shall support the Department of Human Settlements and Urban Development (DHSUD) and the Department of Transportation (DOTr) in increasing the scope for economic and socialized housing for persons affected by government projects and regulations in the vicinity of transit stations and along roads approaching the upcoming stations. Among other things, the NEDA may:

(i) Update the definition of the project footprint for DOTr transit projects to include the specification of land parcels to be used for the provision of housing and public services to persons and communities displaced by government possession of project right-of-way and for other priority housing projects of DHSUD, its agencies, and its partner LGUs and developers;

(ii) Update the definition of the project footprint for DOTr transit projects to include ancillary services complementary to the operation of the transit stations, such as but not limited to parking facilities, inter-modal transport terminals, and open spaces and pathways essential for the accessibility of the stations to active and non-motorized modes of transportation; and

(iii) Specify NG-LGU cost-sharing rules for projects that contribute both to increased ridership and urban infrastructure development around and towards the transit stations.

7. Reporting and Posting Requirements. The NEDA shall submit quarterly reports on its financial and physical accomplishments, within thirty (30) days after the end of every quarter, through the following:

(a) Unified Reporting System (URS) or other electronic means for reports not covered by the URS; and

(b) NEDA's website.

The NEDA shall send written notice when said reports have been submitted or posted on its website to the DBM, House of Representatives, Senate of the Philippines, House Committee on Appropriations, Senate Committee on Finance, and other offices where the submission of reports is required under existing laws, rules and regulations. The date of notice to said agencies shall be considered the date of compliance with this requirement.

8. Appropriations for Activities or Projects. The amounts appropriated herein shall be used specifically for the following activities or projects in the indicated amounts and conditions:

New Appropriations, by Programs/Activities/Projects

	Current Operating Expenditures			
	Personnel Services	Maintenance and Other Operating Expenses	Capital Outlays	Total
REGULAR PROGRAMS				
General Administration and Support				
General Management and Supervision	P 331,487,000	P 201,703,000	P 568,504,000	P 1,101,694,000
National Capital Region (NCR)	134,598,000	117,478,000	510,270,000	762,346,000
Central Office	134,598,000	117,478,000	510,270,000	762,346,000
Region I - Ilocos	13,343,000	4,101,000	1,775,000	19,219,000
Regional Office - I	13,343,000	4,101,000	1,775,000	19,219,000
Cordillera Administrative Region (CAR)	13,463,000	3,790,000		17,253,000
Regional Office - CAR	13,463,000	3,790,000		17,253,000
Region II - Cagayan Valley	13,541,000	4,362,000	460,000	18,363,000
Regional Office - II	13,541,000	4,362,000	460,000	18,363,000
Region III - Central Luzon	14,010,000	6,344,000	2,367,000	22,721,000
Regional Office - III	14,010,000	6,344,000	2,367,000	22,721,000
Region IVA - CALABARZON	11,960,000	6,360,000	16,423,000	34,743,000
Regional Office - IVA	11,960,000	6,360,000	16,423,000	34,743,000

Region IVB - MIMAROPA	<u>12,530,000</u>	<u>5,181,000</u>	<u>580,000</u>	<u>18,291,000</u>
Regional Office - IVB	12,530,000	5,181,000	580,000	18,291,000
Region V - Bicol	<u>13,359,000</u>	<u>4,444,000</u>	<u>584,000</u>	<u>18,387,000</u>
Regional Office - V	13,359,000	4,444,000	584,000	18,387,000
Region VI - Western Visayas	<u>14,758,000</u>	<u>4,599,000</u>	<u>12,721,000</u>	<u>32,078,000</u>
Regional Office - VI	14,758,000	4,599,000	12,721,000	32,078,000
Region VII - Central Visayas	<u>12,054,000</u>	<u>5,329,000</u>	<u>1,000,000</u>	<u>18,383,000</u>
Regional Office - VII	12,054,000	5,329,000	1,000,000	18,383,000
Region VIII - Eastern Visayas	<u>11,511,000</u>	<u>4,894,000</u>	<u>4,240,000</u>	<u>20,645,000</u>
Regional Office - VIII	11,511,000	4,894,000	4,240,000	20,645,000
Region IX - Zamboanga Peninsula	<u>12,885,000</u>	<u>9,185,000</u>	<u>3,136,000</u>	<u>25,206,000</u>
Regional Office - IX	12,885,000	9,185,000	3,136,000	25,206,000
Region X - Northern Mindanao	<u>14,172,000</u>	<u>3,447,000</u>	<u>925,000</u>	<u>18,544,000</u>
Regional Office - X	14,172,000	3,447,000	925,000	18,544,000
Region XI - Davao	<u>12,224,000</u>	<u>8,925,000</u>	<u>4,401,000</u>	<u>25,550,000</u>
Regional Office - XI	12,224,000	8,925,000	4,401,000	25,550,000
Region XII - SOCCSKSARGEN	<u>13,317,000</u>	<u>6,776,000</u>	<u>7,357,000</u>	<u>27,450,000</u>
Regional Office - XII	13,317,000	6,776,000	7,357,000	27,450,000
Region XIII - Caraga	<u>13,762,000</u>	<u>6,488,000</u>	<u>2,265,000</u>	<u>22,515,000</u>
Regional Office - XIII	13,762,000	6,488,000	2,265,000	22,515,000
Legislative liaison services	<u>4,547,000</u>	<u>661,000</u>		<u>5,208,000</u>
National Capital Region (NCR)	<u>4,547,000</u>	<u>661,000</u>		<u>5,208,000</u>
Central Office	4,547,000	661,000		5,208,000
Human resource development		<u>652,000</u>		<u>652,000</u>
National Capital Region (NCR)		<u>652,000</u>		<u>652,000</u>
Central Office		652,000		652,000
Administration of Personnel Benefits	<u>19,920,000</u>			<u>19,920,000</u>
National Capital Region (NCR)	<u>1,339,000</u>			<u>1,339,000</u>
Central Office	1,339,000			1,339,000

Cordillera Administrative Region (CAR)	<u>2,027,000</u>		<u>2,027,000</u>
Regional Office - CAR	2,027,000		2,027,000
Region III - Central Luzon	<u>3,922,000</u>		<u>3,922,000</u>
Regional Office - III	3,922,000		3,922,000
Region VI - Western Visayas	<u>1,255,000</u>		<u>1,255,000</u>
Regional Office - VI	1,255,000		1,255,000
Region VII - Central Visayas	<u>3,889,000</u>		<u>3,889,000</u>
Regional Office - VII	3,889,000		3,889,000
Region X - Northern Mindanao	<u>2,670,000</u>		<u>2,670,000</u>
Regional Office - X	2,670,000		2,670,000
Region XI - Davao	<u>4,818,000</u>		<u>4,818,000</u>
Regional Office - XI	<u>4,818,000</u>		<u>4,818,000</u>
Sub-total, General Administration and Support	<u>355,954,000</u>	<u>203,016,000</u>	<u>568,504,000</u>
Support to Operations			
Internal planning and management services	<u>8,723,000</u>	<u>3,046,000</u>	<u>11,769,000</u>
National Capital Region (NCR)	<u>8,723,000</u>	<u>3,046,000</u>	<u>11,769,000</u>
Central Office	8,723,000	3,046,000	11,769,000
Public relations, multimedia development, and knowledge management	<u>20,924,000</u>	<u>3,443,000</u>	<u>24,367,000</u>
National Capital Region (NCR)	<u>20,924,000</u>	<u>3,443,000</u>	<u>24,367,000</u>
Central Office	20,924,000	3,443,000	24,367,000
Internal information and communications technology (ICT) services	<u>30,152,000</u>	<u>1,806,000</u>	<u>31,958,000</u>
National Capital Region (NCR)	<u>16,255,000</u>	<u>1,806,000</u>	<u>18,061,000</u>
Central Office	16,255,000	1,806,000	18,061,000
Region I - Ilocos	<u>1,069,000</u>		<u>1,069,000</u>
Regional Office - I	1,069,000		1,069,000
Cordillera Administrative Region (CAR)	<u>1,069,000</u>		<u>1,069,000</u>
Regional Office - CAR	1,069,000		1,069,000

GENERAL APPROPRIATIONS ACT, FY 2023

Region II - Cagayan Valley	<u>1,069,000</u>		<u>1,069,000</u>
Regional Office - II	1,069,000		1,069,000
Region III - Central Luzon	<u>1,069,000</u>		<u>1,069,000</u>
Regional Office - III	1,069,000		1,069,000
Region IVB - MIMAROPA	<u>1,069,000</u>		<u>1,069,000</u>
Regional Office - IVB	1,069,000		1,069,000
Region V - Bicol	<u>1,069,000</u>		<u>1,069,000</u>
Regional Office - V	1,069,000		1,069,000
Region VI - Western Visayas	<u>459,000</u>		<u>459,000</u>
Regional Office - VI	459,000		459,000
Region VII - Central Visayas	<u>610,000</u>		<u>610,000</u>
Regional Office - VII	610,000		610,000
Region VIII - Eastern Visayas	<u>1,069,000</u>		<u>1,069,000</u>
Regional Office - VIII	1,069,000		1,069,000
Region IX - Zamboanga Peninsula	<u>1,069,000</u>		<u>1,069,000</u>
Regional Office - IX	1,069,000		1,069,000
Region X - Northern Mindanao	<u>1,069,000</u>		<u>1,069,000</u>
Regional Office - X	1,069,000		1,069,000
Region XI - Davao	<u>1,069,000</u>		<u>1,069,000</u>
Regional Office - XI	1,069,000		1,069,000
Region XII - SOCCSKSARGEN	<u>1,069,000</u>		<u>1,069,000</u>
Regional Office - XII	1,069,000		1,069,000
Region XIII - Caraga	<u>1,069,000</u>		<u>1,069,000</u>
Regional Office - XIII	1,069,000		1,069,000
Legal services	<u>16,721,000</u>	<u>2,479,000</u>	<u>19,200,000</u>
National Capital Region (NCR)	<u>16,721,000</u>	<u>2,479,000</u>	<u>19,200,000</u>
Central Office	<u>16,721,000</u>	<u>2,479,000</u>	<u>19,200,000</u>
Sub-total, Support to Operations	<u>76,520,000</u>	<u>10,774,000</u>	<u>87,294,000</u>

Operations

SOCIO-ECONOMIC POLICY AND PLANNING PROGRAM	313,623,000	238,932,000	552,555,000
Coordination of Formulation and Updating of National, Inter-regional, Regional and Sectoral Socio-economic, Physical and Development Policies and Plans	163,199,000	94,615,000	257,814,000
National Capital Region (NCR)	79,309,000	87,120,000	166,429,000
Central Office	79,309,000	87,120,000	166,429,000
Region I - Ilocos	6,038,000	750,000	6,788,000
Regional Office - I	6,038,000	750,000	6,788,000
Cordillera Administrative Region (CAR)	3,918,000	595,000	4,513,000
Regional Office - CAR	3,918,000	595,000	4,513,000
Region II - Cagayan Valley	6,041,000	103,000	6,144,000
Regional Office - II	6,041,000	103,000	6,144,000
Region III - Central Luzon	6,019,000	326,000	6,345,000
Regional Office - III	6,019,000	326,000	6,345,000
Region IVA - CALABARZON	5,977,000	911,000	6,888,000
Regional Office - IVA	5,977,000	911,000	6,888,000
Region IVB - MIMAROPA	5,965,000	1,665,000	7,630,000
Regional Office - IVB	5,965,000	1,665,000	7,630,000
Region V - Bicol	3,766,000	183,000	3,949,000
Regional Office - V	3,766,000	183,000	3,949,000
Region VI - Western Visayas	5,999,000	260,000	6,259,000
Regional Office - VI	5,999,000	260,000	6,259,000
Region VII - Central Visayas	4,418,000	347,000	4,765,000
Regional Office - VII	4,418,000	347,000	4,765,000
Region VIII - Eastern Visayas	6,051,000	674,000	6,725,000
Regional Office - VIII	6,051,000	674,000	6,725,000
Region IX - Zamboanga Peninsula	7,751,000	440,000	8,191,000
Regional Office - IX	7,751,000	440,000	8,191,000

Region X - Northern Mindanao	<u>6,079,000</u>	<u>455,000</u>	<u>6,534,000</u>
Regional Office - X	6,079,000	455,000	6,534,000
Region XI - Davao	<u>4,590,000</u>	<u>260,000</u>	<u>4,850,000</u>
Regional Office - XI	4,590,000	260,000	4,850,000
Region XII - SOCCSKSARGEN	<u>6,068,000</u>	<u>285,000</u>	<u>6,353,000</u>
Regional Office - XII	6,068,000	285,000	6,353,000
Region XIII - Caraga	<u>5,210,000</u>	<u>241,000</u>	<u>5,451,000</u>
Regional Office - XIII	5,210,000	241,000	5,451,000
Provision of Technical and Secretariat Support Services to the NEDA Board and its Committees and other Inter-Agency Committees	<u>10,467,000</u>	<u>75,733,000</u>	<u>86,200,000</u>
National Capital Region (NCR)	<u>10,467,000</u>	<u>75,093,000</u>	<u>85,560,000</u>
Central Office	10,467,000	75,093,000	85,560,000
Region III - Central Luzon		<u>20,000</u>	<u>20,000</u>
Regional Office - III		20,000	20,000
Region IVB - MIMAROPA		<u>84,000</u>	<u>84,000</u>
Regional Office - IVB		84,000	84,000
Region V - Bicol		<u>74,000</u>	<u>74,000</u>
Regional Office - V		74,000	74,000
Region VI - Western Visayas		<u>77,000</u>	<u>77,000</u>
Regional Office - VI		77,000	77,000
Region IX - Zamboanga Peninsula		<u>81,000</u>	<u>81,000</u>
Regional Office - IX		81,000	81,000
Region XI - Davao		<u>222,000</u>	<u>222,000</u>
Regional Office - XI		222,000	222,000
Region XII - SOCCSKSARGEN		<u>82,000</u>	<u>82,000</u>
Regional Office - XII		82,000	82,000
Provision of Support Services to Regional Development Councils	<u>19,743,000</u>	<u>58,424,000</u>	<u>78,167,000</u>
National Capital Region (NCR)		<u>695,000</u>	<u>695,000</u>
Central Office		695,000	695,000

Region I - Ilocos	<u>1,626,000</u>	<u>2,915,000</u>	<u>4,541,000</u>
Regional Development Council - I	1,626,000	2,915,000	4,541,000
Cordillera Administrative Region (CAR)	<u>2,097,000</u>	<u>13,804,000</u>	<u>15,901,000</u>
Regional Office - CAR		43,000	43,000
Regional Development Council - CAR	2,097,000	13,761,000	15,858,000
Region II - Cagayan Valley	<u>588,000</u>	<u>3,110,000</u>	<u>3,698,000</u>
Regional Office - II		42,000	42,000
Regional Development Council - II	588,000	3,068,000	3,656,000
Region III - Central Luzon	<u>490,000</u>	<u>2,565,000</u>	<u>3,055,000</u>
Regional Office - III		22,000	22,000
Regional Development Council - III	490,000	2,543,000	3,033,000
Region IVA - CALABARZON	<u>1,481,000</u>	<u>4,533,000</u>	<u>6,014,000</u>
Regional Office - IVA		81,000	81,000
Regional Development Council - IVA	1,481,000	4,452,000	5,933,000
Region IVB - MIMAROPA	<u>808,000</u>	<u>2,980,000</u>	<u>3,788,000</u>
Regional Office - IVB		55,000	55,000
Regional Development Council - IVB	808,000	2,925,000	3,733,000
Region V - Bicol	<u>766,000</u>	<u>3,170,000</u>	<u>3,936,000</u>
Regional Office - V		66,000	66,000
Regional Development Council - V	766,000	3,104,000	3,870,000
Region VI - Western Visayas	<u>1,223,000</u>	<u>2,878,000</u>	<u>4,101,000</u>
Regional Office - VI		33,000	33,000
Regional Development Council - VI	1,223,000	2,845,000	4,068,000
Region VII - Central Visayas	<u>1,218,000</u>	<u>3,339,000</u>	<u>4,557,000</u>
Regional Development Council - VII	1,218,000	3,339,000	4,557,000
Region VIII - Eastern Visayas	<u>1,857,000</u>	<u>3,487,000</u>	<u>5,344,000</u>
Regional Office - VIII		162,000	162,000
Regional Development Council - VIII	1,857,000	3,325,000	5,182,000

Region IX - Zamboanga Peninsula	<u>1,712,000</u>	<u>3,041,000</u>	<u>4,753,000</u>
Regional Office - IX		148,000	148,000
Regional Development Council - IX	1,712,000	2,893,000	4,605,000
Region X - Northern Mindanao	<u>1,563,000</u>	<u>2,943,000</u>	<u>4,506,000</u>
Regional Office - X		93,000	93,000
Regional Development Council - X	1,563,000	2,850,000	4,413,000
Region XI - Davao	<u>956,000</u>	<u>3,000,000</u>	<u>3,956,000</u>
Regional Office - XI		50,000	50,000
Regional Development Council - XI	956,000	2,950,000	3,906,000
Region XII - SOCCSKSARGEN	<u>1,642,000</u>	<u>2,975,000</u>	<u>4,617,000</u>
Regional Office - XII		30,000	30,000
Regional Development Council - XII	1,642,000	2,945,000	4,587,000
Region XIII - Caraga	<u>1,716,000</u>	<u>2,989,000</u>	<u>4,705,000</u>
Regional Office - XIII		75,000	75,000
Regional Development Council - XIII	1,716,000	2,914,000	4,630,000
Provision of Advisory Services and Assistance to the President, Cabinet, Congress, Inter-Agency Bodies, and other Government Entities and Instrumentalities on Socio-Economic and Development Matters	<u>120,214,000</u>	<u>10,160,000</u>	<u>130,374,000</u>
National Capital Region (NCR)	<u>40,297,000</u>	<u>6,654,000</u>	<u>46,951,000</u>
Central Office	40,297,000	6,654,000	46,951,000
Region I - Ilocos	<u>4,548,000</u>	<u>435,000</u>	<u>4,983,000</u>
Regional Office - I	4,548,000	435,000	4,983,000
Cordillera Administrative Region (CAR)	<u>5,135,000</u>	<u>291,000</u>	<u>5,426,000</u>
Regional Office - CAR	5,135,000	291,000	5,426,000
Region II - Cagayan Valley	<u>5,496,000</u>	<u>71,000</u>	<u>5,567,000</u>
Regional Office - II	5,496,000	71,000	5,567,000
Region III - Central Luzon	<u>4,129,000</u>	<u>266,000</u>	<u>4,395,000</u>
Regional Office - III	4,129,000	266,000	4,395,000
Region IVA - CALABARZON	<u>4,930,000</u>	<u>657,000</u>	<u>5,587,000</u>
Regional Office - IVA	4,930,000	657,000	5,587,000

Region IVB - MIMAROPA	6,028,000	132,000	6,160,000
Regional Office - IVB	6,028,000	132,000	6,160,000
Region V - Bicol	5,987,000	228,000	6,215,000
Regional Office - V	5,987,000	228,000	6,215,000
Region VI - Western Visayas	4,923,000	172,000	5,095,000
Regional Office - VI	4,923,000	172,000	5,095,000
Region VII - Central Visayas	6,463,000	402,000	6,865,000
Regional Office - VII	6,463,000	402,000	6,865,000
Region VIII - Eastern Visayas	6,732,000	411,000	7,143,000
Regional Office - VIII	6,732,000	411,000	7,143,000
Region IX - Zamboanga Peninsula	3,449,000	154,000	3,603,000
Regional Office - IX	3,449,000	154,000	3,603,000
Region X - Northern Mindanao	5,477,000	74,000	5,551,000
Regional Office - X	5,477,000	74,000	5,551,000
Region XI - Davao	6,024,000	88,000	6,112,000
Regional Office - XI	6,024,000	88,000	6,112,000
Region XII - SOCCSKSARGEN	4,557,000	47,000	4,604,000
Regional Office - XII	4,557,000	47,000	4,604,000
Region XIII - Caraga	6,039,000	78,000	6,117,000
Regional Office - XIII	6,039,000	78,000	6,117,000
NATIONAL INVESTMENT PROGRAMMING PROGRAM	144,528,000	13,765,000	158,293,000
Provision of Technical and Secretariat Support Services to the Investment Coordination Committee and the Infrastructure Committee	3,156,000	891,000	4,047,000
National Capital Region (NCR)	3,156,000	891,000	4,047,000
Central Office	3,156,000	891,000	4,047,000
Coordination of the Formulation and Updating of Public Investment Programs	115,805,000	7,918,000	123,723,000
National Capital Region (NCR)	35,316,000	2,807,000	38,123,000
Central Office	35,316,000	2,807,000	38,123,000

Region I - Ilocos	<u>5,505,000</u>	<u>366,000</u>	<u>5,871,000</u>
Regional Office - I	5,505,000	366,000	5,871,000
Cordillera Administrative Region (CAR)	<u>4,041,000</u>	<u>269,000</u>	<u>4,310,000</u>
Regional Office - CAR	4,041,000	269,000	4,310,000
Region II - Cagayan Valley	<u>5,946,000</u>	<u>126,000</u>	<u>6,072,000</u>
Regional Office - II	5,946,000	126,000	6,072,000
Region III - Central Luzon	<u>6,117,000</u>	<u>303,000</u>	<u>6,420,000</u>
Regional Office - III	6,117,000	303,000	6,420,000
Region IVA - CALABARZON	<u>6,055,000</u>	<u>953,000</u>	<u>7,008,000</u>
Regional Office - IVA	6,055,000	953,000	7,008,000
Region IVB - MIMAROPA	<u>6,008,000</u>	<u>459,000</u>	<u>6,467,000</u>
Regional Office - IVB	6,008,000	459,000	6,467,000
Region V - Bicol	<u>5,630,000</u>	<u>174,000</u>	<u>5,804,000</u>
Regional Office - V	5,630,000	174,000	5,804,000
Region VI - Western Visayas	<u>5,190,000</u>	<u>108,000</u>	<u>5,298,000</u>
Regional Office - VI	5,190,000	108,000	5,298,000
Region VII - Central Visayas	<u>4,930,000</u>	<u>406,000</u>	<u>5,336,000</u>
Regional Office - VII	4,930,000	406,000	5,336,000
Region VIII - Eastern Visayas	<u>5,367,000</u>	<u>510,000</u>	<u>5,877,000</u>
Regional Office - VIII	5,367,000	510,000	5,877,000
Region IX - Zamboanga Peninsula	<u>6,063,000</u>	<u>510,000</u>	<u>6,573,000</u>
Regional Office - IX	6,063,000	510,000	6,573,000
Region X - Northern Mindanao	<u>4,731,000</u>	<u>334,000</u>	<u>5,065,000</u>
Regional Office - X	4,731,000	334,000	5,065,000
Region XI - Davao	<u>6,040,000</u>	<u>223,000</u>	<u>6,263,000</u>
Regional Office - XI	6,040,000	223,000	6,263,000
Region XII - SOCCSKSARGEN	<u>3,912,000</u>	<u>274,000</u>	<u>4,186,000</u>
Regional Office - XII	3,912,000	274,000	4,186,000
Region XIII - Caraga	<u>4,954,000</u>	<u>96,000</u>	<u>5,050,000</u>
Regional Office - XIII	4,954,000	96,000	5,050,000

Appraisal of Proposed Projects for Official
Development Assistance, Local Financing, and
for Public-Private Partnership Implementation

	<u>9,908,000</u>	<u>2,280,000</u>	<u>12,188,000</u>
National Capital Region (NCR)	<u>9,908,000</u>	<u>2,280,000</u>	<u>12,188,000</u>
Central Office	9,908,000	2,280,000	12,188,000

Coordination of the Programming of Official
Development Assistance in the Form of Grants
and Concessional Loans

	<u>15,659,000</u>	<u>2,676,000</u>	<u>18,335,000</u>
National Capital Region (NCR)	<u>15,659,000</u>	<u>2,676,000</u>	<u>18,335,000</u>
Central Office	15,659,000	2,676,000	18,335,000

NATIONAL DEVELOPMENT MONITORING AND
EVALUATION PROGRAM

	<u>135,380,000</u>	<u>81,828,000</u>	<u>217,208,000</u>
--	--------------------	-------------------	--------------------

Monitoring and Evaluation of the Implementation
of Plans, Programs, Policies and Projects

	<u>135,380,000</u>	<u>80,266,000</u>	<u>215,646,000</u>
National Capital Region (NCR)	<u>52,168,000</u>	<u>62,770,000</u>	<u>114,938,000</u>
Central Office	52,168,000	62,770,000	114,938,000
Region I - Ilocos	<u>5,978,000</u>	<u>1,279,000</u>	<u>7,257,000</u>
Regional Office - I	5,978,000	357,000	6,335,000
Regional Development Council - I		922,000	922,000
Cordillera Administrative Region (CAR)	<u>6,161,000</u>	<u>2,433,000</u>	<u>8,594,000</u>
Regional Office - CAR	6,161,000	139,000	6,300,000
Regional Development Council - CAR		2,294,000	2,294,000
Region II - Cagayan Valley	<u>5,988,000</u>	<u>425,000</u>	<u>6,413,000</u>
Regional Office - II	5,988,000	70,000	6,058,000
Regional Development Council - II		355,000	355,000
Region III - Central Luzon	<u>6,148,000</u>	<u>974,000</u>	<u>7,122,000</u>
Regional Office - III	6,148,000	269,000	6,417,000
Regional Development Council - III		705,000	705,000
Region IVA - CALABARZON	<u>5,487,000</u>	<u>1,688,000</u>	<u>7,175,000</u>
Regional Office - IVA	5,487,000	300,000	5,787,000
Regional Development Council - IVA		1,388,000	1,388,000

Region IVB - MIMAROPA	<u>5,634,000</u>	<u>998,000</u>	<u>6,632,000</u>
Regional Office - IVB	5,634,000	242,000	5,876,000
Regional Development Council - IVB		756,000	756,000
Region V - Bicol	<u>6,105,000</u>	<u>1,035,000</u>	<u>7,140,000</u>
Regional Office - V	6,105,000	154,000	6,259,000
Regional Development Council - V		881,000	881,000
Region VI - Western Visayas	<u>4,413,000</u>	<u>791,000</u>	<u>5,204,000</u>
Regional Office - VI	4,413,000	159,000	4,572,000
Regional Development Council - VI		632,000	632,000
Region VII - Central Visayas	<u>5,610,000</u>	<u>1,187,000</u>	<u>6,797,000</u>
Regional Office - VII	5,610,000	310,000	5,920,000
Regional Development Council - VII		877,000	877,000
Region VIII - Eastern Visayas	<u>6,050,000</u>	<u>1,441,000</u>	<u>7,491,000</u>
Regional Office - VIII	6,050,000	239,000	6,289,000
Regional Development Council - VIII		1,202,000	1,202,000
Region IX - Zamboanga Peninsula	<u>4,868,000</u>	<u>1,129,000</u>	<u>5,997,000</u>
Regional Office - IX	4,868,000	164,000	5,032,000
Regional Development Council - IX		965,000	965,000
Region X - Northern Mindanao	<u>5,466,000</u>	<u>1,112,000</u>	<u>6,578,000</u>
Regional Office - X	5,466,000	70,000	5,536,000
Regional Development Council - X		1,042,000	1,042,000
Region XI - Davao	<u>6,008,000</u>	<u>1,147,000</u>	<u>7,155,000</u>
Regional Office - XI	6,008,000	72,000	6,080,000
Regional Development Council - XI		1,075,000	1,075,000
Region XII - SOCCSKSARGEN	<u>5,384,000</u>	<u>882,000</u>	<u>6,266,000</u>
Regional Office - XII	5,384,000	31,000	5,415,000
Regional Development Council - XII		851,000	851,000
Region XIII - Caraga	<u>3,912,000</u>	<u>975,000</u>	<u>4,887,000</u>
Regional Office - XIII	3,912,000	57,000	3,969,000
Regional Development Council - XIII		918,000	918,000

Evaluation Services Pursuant to Laws, Rules and Regulations, and other Issuances		<u>1,562,000</u>		<u>1,562,000</u>
National Capital Region (NCR)		<u>1,562,000</u>		<u>1,562,000</u>
Central Office		<u>1,562,000</u>		<u>1,562,000</u>
Sub-total, Operations	<u>593,531,000</u>	<u>334,525,000</u>		<u>928,056,000</u>
Total, Regular Program(s)	<u>1,026,005,000</u>	<u>548,315,000</u>	<u>568,504,000</u>	<u>2,142,824,000</u>
PROJECT(S)				
LOCALLY-FUNDED PROJECT(S)				
Implementation of the Management Information System		<u>16,685,000</u>	<u>10,500,000</u>	<u>27,185,000</u>
National Capital Region (NCR)		<u>16,685,000</u>	<u>10,500,000</u>	<u>27,185,000</u>
Central Office		<u>16,685,000</u>	<u>10,500,000</u>	<u>27,185,000</u>
Establishment of Innovation Fund pursuant to Section 21 of Republic Act No. 11293 including Provision of Secretariat Services to the National Innovation Council		<u>116,121,000</u>		<u>116,121,000</u>
National Capital Region (NCR)		<u>116,121,000</u>		<u>116,121,000</u>
Central Office		<u>116,121,000</u>		<u>116,121,000</u>
Value Engineering / Value Analysis (VE / VA) Project		<u>7,773,000</u>		<u>7,773,000</u>
National Capital Region (NCR)		<u>7,773,000</u>		<u>7,773,000</u>
Central Office		<u>7,773,000</u>		<u>7,773,000</u>
Construction of Building - NEDA Region VIII			<u>30,000,000</u>	<u>30,000,000</u>
Region VIII - Eastern Visayas			<u>30,000,000</u>	<u>30,000,000</u>
Regional Office - VIII			<u>30,000,000</u>	<u>30,000,000</u>
Sub-total, Locally-Funded Project(s)		<u>140,579,000</u>	<u>40,500,000</u>	<u>181,079,000</u>
Total, Project(s)		<u>140,579,000</u>	<u>40,500,000</u>	<u>181,079,000</u>
TOTAL NEW APPROPRIATIONS	P <u>1,026,005,000</u>	P <u>688,894,000</u>	P <u>609,004,000</u>	P <u>2,323,903,000</u>

New Appropriations, by Object of Expenditures
(In Thousand Pesos)

Current Operating Expenditures

Personnel Services

Civilian Personnel

Permanent Positions

Basic Salary	750,493
Total Permanent Positions	750,493
Other Compensation Common to All	
Personnel Economic Relief Allowance	29,160
Representation Allowance	13,386
Transportation Allowance	13,386
Clothing and Uniform Allowance	7,290
Mid-Year Bonus - Civilian	62,545
Year End Bonus	62,545
Cash Gift	6,075
Per Diems	33,718
Productivity Enhancement Incentive	6,075
Step Increment	1,886
Total Other Compensation Common to All	236,066
Other Benefits	
PAG-IBIG Contributions	1,441
PhilHealth Contributions	15,839
Employees Compensation Insurance Premiums	1,441
Loyalty Award - Civilian	805
Terminal Leave	19,920
Total Other Benefits	39,446
Total Personnel Services	1,026,005
Maintenance and Other Operating Expenses	
Travelling Expenses	41,571
Training and Scholarship Expenses	20,221
Supplies and Materials Expenses	46,131
Utility Expenses	30,928
Communication Expenses	20,706
Survey, Research, Exploration and Development Expenses	136,755
Confidential, Intelligence and Extraordinary Expenses	
Extraordinary and Miscellaneous Expenses	5,446
Professional Services	114,037
General Services	85,441
Repairs and Maintenance	16,766
Taxes, Insurance Premiums and Other Fees	8,311
Other Maintenance and Operating Expenses	
Advertising Expenses	311
Printing and Publication Expenses	5,436
Representation Expenses	46,931
Transportation and Delivery Expenses	2,033
Rent/Lease Expenses	77,634
Membership Dues and Contributions to Organizations	476
Subscription Expenses	27,241
Other Maintenance and Operating Expenses	2,519
Total Maintenance and Other Operating Expenses	688,894
Total Current Operating Expenditures	1,714,899

Capital Outlays	
Property, Plant and Equipment Outlay	
Buildings and Other Structures	398,385
Machinery and Equipment Outlay	80,209
Furniture, Fixtures and Books Outlay	130,410
	<hr/>
Total Capital Outlays	609,004
	<hr/>
TOTAL NEW APPROPRIATIONS	2,323,903
	<hr/>

B. COMMISSION ON POPULATION AND DEVELOPMENT

For general administration and support, and operations, as indicated hereunder P 525,085,000

New Appropriations, by Programs/Projects

	<u>Current Operating Expenditures</u>			<u>Total</u>
	<u>Personnel Services</u>	<u>Maintenance and Other Operating Expenses</u>	<u>Capital Outlays</u>	
A. REGULAR PROGRAMS				
General Administration and Support	P 124,046,000	P 95,744,000	P	P 219,790,000
Operations	<u>117,438,000</u>	<u>187,857,000</u>		<u>305,295,000</u>
PHILIPPINE POPULATION MANAGEMENT PROGRAM	<u>117,438,000</u>	<u>187,857,000</u>		<u>305,295,000</u>
TOTAL NEW APPROPRIATIONS	P <u>241,484,000</u>	P <u>283,601,000</u>	P	P <u>525,085,000</u>

Special Provision(s)

1. **Reporting and Posting Requirements.** The Commission on Population and Development (CPD) shall submit quarterly reports on its financial and physical accomplishments, within thirty (30) days after the end of every quarter, through the following:

- (a) URS or other electronic means for reports not covered by the URS; and
- (b) CPD's website.

The CPD shall send written notice when said reports have been submitted or posted on its website to the DBM, House of Representatives, Senate of the Philippines, House Committee on Appropriations, Senate Committee on Finance, and other offices where the submission of reports is required under existing laws, rules and regulations. The date of notice to said agencies shall be considered the date of compliance with this requirement.

2. **Appropriations for Activities or Projects.** The amounts appropriated herein shall be used specifically for the following activities or projects in the indicated amounts and conditions:

New Appropriations, by Programs/Activities/Projects

<u>Current Operating Expenditures</u>			
<u>Personnel Services</u>	<u>Maintenance and Other Operating Expenses</u>	<u>Capital Outlays</u>	<u>Total</u>

REGULAR PROGRAMS

General Administration and Support

General Management and Supervision	P 113,020,000	P 95,744,000	P 208,764,000
National Capital Region (NCR)	43,598,000	45,714,000	89,312,000
Central Office	39,190,000	42,648,000	81,838,000
National Capital Region	4,408,000	3,066,000	7,474,000
Region I - Ilocos	5,369,000	2,448,000	7,817,000
Regional Office - I	5,369,000	2,448,000	7,817,000
Cordillera Administrative Region (CAR)	5,618,000	2,878,000	8,496,000
Regional Office - CAR	5,618,000	2,878,000	8,496,000
Region II - Cagayan Valley	5,064,000	3,785,000	8,849,000
Regional Office - II	5,064,000	3,785,000	8,849,000
Region III - Central Luzon	4,901,000	3,427,000	8,328,000
Regional Office - III	4,901,000	3,427,000	8,328,000
Region IVA - CALABARZON	5,207,000	5,674,000	10,881,000
Regional Office - IVA	5,207,000	5,674,000	10,881,000
Region IVB - MIMAROPA	985,000	1,789,000	2,774,000
Regional Office - IVB	985,000	1,789,000	2,774,000
Region V - Bicol	4,823,000	2,305,000	7,128,000
Regional Office - V	4,823,000	2,305,000	7,128,000
Region VI - Western Visayas	4,414,000	2,854,000	7,268,000
Regional Office - VI	4,414,000	2,854,000	7,268,000
Region VII - Central Visayas	4,452,000	4,244,000	8,696,000
Regional Office - VII	4,452,000	4,244,000	8,696,000
Region VIII - Eastern Visayas	4,170,000	3,734,000	7,904,000
Regional Office - VIII	4,170,000	3,734,000	7,904,000
Region IX - Zamboanga Peninsula	4,072,000	3,382,000	7,454,000
Regional Office - IX	4,072,000	3,382,000	7,454,000
Region X - Northern Mindanao	4,492,000	4,220,000	8,712,000
Regional Office - X	4,492,000	4,220,000	8,712,000

Region XI - Davao	<u>5,039,000</u>	<u>2,335,000</u>	<u>7,374,000</u>
Regional Office - XI	5,039,000	2,335,000	7,374,000
Region XII - SOCCSKSARGEN	<u>5,230,000</u>	<u>4,303,000</u>	<u>9,533,000</u>
Regional Office - XII	5,230,000	4,303,000	9,533,000
Region XIII - Caraga	<u>5,586,000</u>	<u>2,652,000</u>	<u>8,238,000</u>
Regional Office - XIII	5,586,000	2,652,000	8,238,000
Administration of Personnel Benefits	<u>11,026,000</u>		<u>11,026,000</u>
National Capital Region (NCR)	<u>11,026,000</u>		<u>11,026,000</u>
Central Office	<u>11,026,000</u>		<u>11,026,000</u>
Sub-total, General Administration and Support	<u>124,046,000</u>	<u>95,744,000</u>	<u>219,790,000</u>
Operations			
PHILIPPINE POPULATION MANAGEMENT PROGRAM	<u>117,438,000</u>	<u>187,857,000</u>	<u>305,295,000</u>
Coordination and Development of Population Policy and Programs	<u>81,333,000</u>	<u>52,422,000</u>	<u>133,755,000</u>
National Capital Region (NCR)	<u>17,830,000</u>	<u>17,138,000</u>	<u>34,968,000</u>
Central Office	14,202,000	13,504,000	27,706,000
National Capital Region	3,628,000	3,634,000	7,262,000
Region I - Ilocos	<u>4,378,000</u>	<u>999,000</u>	<u>5,377,000</u>
Regional Office - I	4,378,000	999,000	5,377,000
Cordillera Administrative Region (CAR)	<u>4,337,000</u>	<u>649,000</u>	<u>4,986,000</u>
Regional Office - CAR	4,337,000	649,000	4,986,000
Region II - Cagayan Valley	<u>3,898,000</u>	<u>1,656,000</u>	<u>5,554,000</u>
Regional Office - II	3,898,000	1,656,000	5,554,000
Region III - Central Luzon	<u>3,613,000</u>	<u>1,613,000</u>	<u>5,226,000</u>
Regional Office - III	3,613,000	1,613,000	5,226,000
Region IVA - CALABARZON	<u>3,929,000</u>	<u>5,298,000</u>	<u>9,227,000</u>
Regional Office - IVA	3,929,000	5,298,000	9,227,000
Region IVB - MIMAROPA	<u>5,365,000</u>	<u>447,000</u>	<u>5,812,000</u>
Regional Office - IVB	5,365,000	447,000	5,812,000

Region V - Bicol	<u>4,356,000</u>	<u>1,852,000</u>	<u>6,208,000</u>
Regional Office - V	4,356,000	1,852,000	6,208,000
Region VI - Western Visayas	<u>3,893,000</u>	<u>3,425,000</u>	<u>7,318,000</u>
Regional Office - VI	3,893,000	3,425,000	7,318,000
Region VII - Central Visayas	<u>3,752,000</u>	<u>1,450,000</u>	<u>5,202,000</u>
Regional Office - VII	3,752,000	1,450,000	5,202,000
Region VIII - Eastern Visayas	<u>4,327,000</u>	<u>1,265,000</u>	<u>5,592,000</u>
Regional Office - VIII	4,327,000	1,265,000	5,592,000
Region IX - Zamboanga Peninsula	<u>3,762,000</u>	<u>1,227,000</u>	<u>4,989,000</u>
Regional Office - IX	3,762,000	1,227,000	4,989,000
Region X - Northern Mindanao	<u>4,312,000</u>	<u>2,264,000</u>	<u>6,576,000</u>
Regional Office - X	4,312,000	2,264,000	6,576,000
Region XI - Davao	<u>3,772,000</u>	<u>2,854,000</u>	<u>6,626,000</u>
Regional Office - XI	3,772,000	2,854,000	6,626,000
Region XII - SOCCSKSARGEN	<u>4,895,000</u>	<u>6,089,000</u>	<u>10,984,000</u>
Regional Office - XII	4,895,000	6,089,000	10,984,000
Region XIII - Caraga	<u>4,914,000</u>	<u>4,196,000</u>	<u>9,110,000</u>
Regional Office - XIII	4,914,000	4,196,000	9,110,000
Support to the implementation of approved national, sectoral, regional and local population plans and programs	<u>36,105,000</u>	<u>77,514,000</u>	<u>113,619,000</u>
National Capital Region (NCR)	<u>15,841,000</u>	<u>26,627,000</u>	<u>42,468,000</u>
Central Office	14,144,000	24,103,000	38,247,000
National Capital Region	1,697,000	2,524,000	4,221,000
Region I - Ilocos	<u>1,687,000</u>	<u>4,114,000</u>	<u>5,801,000</u>
Regional Office - I	1,687,000	4,114,000	5,801,000
Cordillera Administrative Region (CAR)	<u>1,687,000</u>	<u>3,842,000</u>	<u>5,529,000</u>
Regional Office - CAR	1,687,000	3,842,000	5,529,000
Region II - Cagayan Valley	<u>1,692,000</u>	<u>1,547,000</u>	<u>3,239,000</u>
Regional Office - II	1,692,000	1,547,000	3,239,000

Region III - Central Luzon	<u>1,692,000</u>	<u>2,374,000</u>	<u>4,066,000</u>
Regional Office - III	1,692,000	2,374,000	4,066,000
Region IVA - CALABARZON	<u>1,687,000</u>	<u>2,186,000</u>	<u>3,873,000</u>
Regional Office - IVA	1,687,000	2,186,000	3,873,000
Region IVB - MIMAROPA		<u>5,142,000</u>	<u>5,142,000</u>
Regional Office - IVB		5,142,000	5,142,000
Region V - Bicol	<u>1,692,000</u>	<u>3,650,000</u>	<u>5,342,000</u>
Regional Office - V	1,692,000	3,650,000	5,342,000
Region VI - Western Visayas	<u>1,687,000</u>	<u>7,980,000</u>	<u>9,667,000</u>
Regional Office - VI	1,687,000	7,980,000	9,667,000
Region VII - Central Visayas	<u>1,692,000</u>	<u>1,570,000</u>	<u>3,262,000</u>
Regional Office - VII	1,692,000	1,570,000	3,262,000
Region VIII - Eastern Visayas	<u>1,687,000</u>	<u>3,160,000</u>	<u>4,847,000</u>
Regional Office - VIII	1,687,000	3,160,000	4,847,000
Region IX - Zamboanga Peninsula	<u>1,687,000</u>	<u>4,844,000</u>	<u>6,531,000</u>
Regional Office - IX	1,687,000	4,844,000	6,531,000
Region X - Northern Mindanao	<u>1,687,000</u>	<u>4,138,000</u>	<u>5,825,000</u>
Regional Office - X	1,687,000	4,138,000	5,825,000
Region XI - Davao		<u>1,935,000</u>	<u>1,935,000</u>
Regional Office - XI		1,935,000	1,935,000
Region XII - SOCCSKSARGEN		<u>2,866,000</u>	<u>2,866,000</u>
Regional Office - XII		2,866,000	2,866,000
Region XIII - Caraga	<u>1,687,000</u>	<u>1,539,000</u>	<u>3,226,000</u>
Regional Office - XIII	1,687,000	1,539,000	3,226,000
Provision of grants, subsidies and contributions in support of population programs		<u>57,921,000</u>	<u>57,921,000</u>
National Capital Region (NCR)		<u>15,525,000</u>	<u>15,525,000</u>
Central Office		14,213,000	14,213,000
National Capital Region		1,312,000	1,312,000

Region I - Ilocos	<u>1,800,000</u>	<u>1,800,000</u>
Regional Office - I	1,800,000	1,800,000
Cordillera Administrative Region (CAR)	<u>350,000</u>	<u>350,000</u>
Regional Office - CAR	350,000	350,000
Region II - Cagayan Valley	<u>1,658,000</u>	<u>1,658,000</u>
Regional Office - II	1,658,000	1,658,000
Region III - Central Luzon	<u>2,000,000</u>	<u>2,000,000</u>
Regional Office - III	2,000,000	2,000,000
Region IVA - CALABARZON	<u>2,145,000</u>	<u>2,145,000</u>
Regional Office - IVA	2,145,000	2,145,000
Region IVB - MIMAROPA	<u>1,762,000</u>	<u>1,762,000</u>
Regional Office - IVB	1,762,000	1,762,000
Region V - Bicol	<u>5,735,000</u>	<u>5,735,000</u>
Regional Office - V	5,735,000	5,735,000
Region VI - Western Visayas	<u>1,541,000</u>	<u>1,541,000</u>
Regional Office - VI	1,541,000	1,541,000
Region VII - Central Visayas	<u>4,105,000</u>	<u>4,105,000</u>
Regional Office - VII	4,105,000	4,105,000
Region VIII - Eastern Visayas	<u>5,000,000</u>	<u>5,000,000</u>
Regional Office - VIII	5,000,000	5,000,000
Region IX - Zamboanga Peninsula	<u>1,200,000</u>	<u>1,200,000</u>
Regional Office - IX	1,200,000	1,200,000
Region X - Northern Mindanao	<u>4,500,000</u>	<u>4,500,000</u>
Regional Office - X	4,500,000	4,500,000
Region XI - Davao	<u>3,000,000</u>	<u>3,000,000</u>
Regional Office - XI	3,000,000	3,000,000
Region XII - SOCCSKSARGEN	<u>4,100,000</u>	<u>4,100,000</u>
Regional Office - XII	4,100,000	4,100,000

Region XIII - Caraga		<u>3,500,000</u>	<u>3,500,000</u>
Regional Office - XIII		<u>3,500,000</u>	<u>3,500,000</u>
Sub-total, Operations	<u>117,438,000</u>	<u>187,857,000</u>	<u>305,295,000</u>
TOTAL NEW APPROPRIATIONS	P <u>241,484,000</u>	P <u>283,601,000</u>	P <u>525,085,000</u>

New Appropriations, by Object of Expenditures
(In Thousand Pesos)

Current Operating Expenditures

Personnel Services

Civilian Personnel

Permanent Positions

Basic Salary	<u>143,636</u>
--------------	----------------

Total Permanent Positions	<u>143,636</u>
---------------------------	----------------

Other Compensation Common to All

Personnel Economic Relief Allowance	7,416
Representation Allowance	2,694
Transportation Allowance	2,574
Clothing and Uniform Allowance	1,854
Mid-Year Bonus - Civilian	11,973
Year End Bonus	11,973
Cash Gift	1,545
Productivity Enhancement Incentive	1,545
Step Increment	<u>354</u>

Total Other Compensation Common to All	<u>41,928</u>
--	---------------

Other Compensation for Specific Groups

Magna Carta for Public Health Workers	<u>40,507</u>
---------------------------------------	---------------

Total Other Compensation for Specific Groups	<u>40,507</u>
--	---------------

Other Benefits

PAG-IBIG Contributions	364
PhilHealth Contributions	3,144
Employees Compensation Insurance Premiums	364
Loyalty Award - Civilian	515
Terminal Leave	<u>11,026</u>

Total Other Benefits	<u>15,413</u>
----------------------	---------------

Total Personnel Services	<u>241,484</u>
--------------------------	----------------

Maintenance and Other Operating Expenses

Travelling Expenses	22,025
Training and Scholarship Expenses	53,096
Supplies and Materials Expenses	19,956
Utility Expenses	10,110
Communication Expenses	12,274
Survey, Research, Exploration and Development Expenses	500
Confidential, Intelligence and Extraordinary Expenses	
Extraordinary and Miscellaneous Expenses	2,099
Professional Services	71,247
Repairs and Maintenance	8,153
Financial Assistance/Subsidy	57,921
Taxes, Insurance Premiums and Other Fees	2,043
Other Maintenance and Operating Expenses	
Advertising Expenses	908
Printing and Publication Expenses	3,668
Representation Expenses	1,136
Transportation and Delivery Expenses	2,238
Rent/Lease Expenses	6,396
Membership Dues and Contributions to Organizations	94
Subscription Expenses	8,889
Other Maintenance and Operating Expenses	848
Total Maintenance and Other Operating Expenses	283,601
Total Current Operating Expenditures	525,085
TOTAL NEW APPROPRIATIONS	525,085

C. PHILIPPINE NATIONAL VOLUNTEER SERVICE COORDINATING AGENCY

For general administration and support, and operations, as indicated hereunder P 31,186,000

New Appropriations, by Programs/Projects

	Current Operating Expenditures				
	Personnel Services	Maintenance and Other Operating Expenses	Financial Expenses	Capital Outlays	Total
A. REGULAR PROGRAMS					
General Administration and Support	P 8,835,000	P 7,446,000	P 2,000	P	16,283,000
Operations	<u>10,236,000</u>	<u>4,661,000</u>	<u>6,000</u>		<u>14,903,000</u>
NATIONAL VOLUNTEER SERVICE PROGRAM	<u>10,236,000</u>	<u>4,661,000</u>	<u>6,000</u>		<u>14,903,000</u>
TOTAL NEW APPROPRIATIONS	<u>P 19,071,000</u>	<u>P 12,107,000</u>	<u>P 8,000</u>	<u>P</u>	<u>31,186,000</u>

Special Provision(s)

1. **Reporting and Posting Requirements.** The Philippine National Volunteer Service Coordinating Agency (PNVSCA) shall submit quarterly reports on its financial and physical accomplishments, within thirty (30) days after the end of every quarter, through the following:

- (a) URS or other electronic means for reports not covered by the URS; and
- (b) PNVSCA's website.

The PNVSICA shall send written notice when said reports have been submitted or posted on its website to the DBM, House of Representatives, Senate of the Philippines, House Committee on Appropriations, Senate Committee on Finance, and other offices where the submission of reports is required under existing laws, rules and regulations. The date of notice to said agencies shall be considered the date of compliance with this requirement.

2. **Appropriations for Activities or Projects.** The amounts appropriated herein shall be used specifically for the following activities or projects in the indicated amounts and conditions:

New Appropriations, by Programs/Activities/Projects

	Current Operating Expenditures				
	Personnel Services	Maintenance and Other Operating Expenses	Financial Expenses	Capital Outlays	Total
REGULAR PROGRAMS					
General Administration and Support					
General Management and Supervision	P 8,835,000	P 7,446,000	P 2,000		P 16,283,000
Sub-total, General Administration and Support	8,835,000	P 7,446,000	2,000		16,283,000
Operations					
NATIONAL VOLUNTEER SERVICE PROGRAM	10,236,000	4,661,000	6,000		14,903,000
Policy advocacy and technical assistance	4,598,000	2,925,000			7,523,000
Program coordination, partnership monitoring and evaluation	5,638,000	1,736,000	6,000		7,380,000
Sub-total, Operations	10,236,000	4,661,000	6,000		14,903,000
TOTAL NEW APPROPRIATIONS	P 19,071,000	P 12,107,000	P 8,000		P 31,186,000

New Appropriations, by Object of Expenditures
(In Thousand Pesos)

Current Operating Expenditures

Personnel Services

Civilian Personnel

Permanent Positions

Basic Salary 14,589

Total Permanent Positions 14,589

Other Compensation Common to All

Personnel Economic Relief Allowance 696

Representation Allowance 228

Transportation Allowance 228

GENERAL APPROPRIATIONS ACT, FY 2023

Clothing and Uniform Allowance	174
Mid-Year Bonus - Civilian	1,216
Year End Bonus	1,216
Cash Gift	145
Productivity Enhancement Incentive	145
Step Increment	37
	<hr/>
Total Other Compensation Common to All	4,085
	<hr/>
Other Benefits	
PAG-IBIG Contributions	36
PhilHealth Contributions	310
Employees Compensation Insurance Premiums	36
Loyalty Award - Civilian	15
	<hr/>
Total Other Benefits	397
	<hr/>
Total Personnel Services	19,071
	<hr/>
Maintenance and Other Operating Expenses	
Travelling Expenses	1,164
Training and Scholarship Expenses	158
Supplies and Materials Expenses	809
Utility Expenses	507
Communication Expenses	898
Awards/Rewards and Prizes	121
Confidential, Intelligence and Extraordinary Expenses	
Extraordinary and Miscellaneous Expenses	136
Professional Services	112
General Services	1,508
Repairs and Maintenance	161
Taxes, Insurance Premiums and Other Fees	82
Other Maintenance and Operating Expenses	
Printing and Publication Expenses	241
Representation Expenses	2,640
Rent/Lease Expenses	3,200
Subscription Expenses	289
Other Maintenance and Operating Expenses	81
	<hr/>
Total Maintenance and Other Operating Expenses	12,107
	<hr/>
Financial Expenses	
Bank Charges	8
	<hr/>
Total Financial Expenses	8
	<hr/>
Total Current Operating Expenditures	31,186
	<hr/>
TOTAL NEW APPROPRIATIONS	31,186
	<hr/>

D. PUBLIC-PRIVATE PARTNERSHIP CENTER OF THE PHILIPPINES

For general administration and support, and operations, as indicated hereunder P 198,010,000

New Appropriations, by Programs/Projects

	Current Operating Expenditures			
	Personnel Services	Maintenance and Other Operating Expenses	Capital Outlays	Total
A. REGULAR PROGRAMS				
General Administration and Support	P 35,642,000	P 59,442,000		P 95,084,000
Operations	<u>84,525,000</u>	<u>18,401,000</u>		<u>102,926,000</u>
PUBLIC-PRIVATE PARTNERSHIP MANAGEMENT PROGRAM	<u>84,525,000</u>	<u>18,401,000</u>		<u>102,926,000</u>
TOTAL NEW APPROPRIATIONS	P <u>120,167,000</u>	P <u>77,843,000</u>		P <u>198,010,000</u>

Special Provision(s)

1. **Project Development and Monitoring Facility Fund.** All income of the Public-Private Partnership Center of the Philippines (PPPCP) sourced from reasonable fees and reimbursements of expenses incurred for pre-investment activities and monitoring of Public-Private Partnership (PPP) project implementation, constituted into a Project Development and Monitoring Facility (PDMF) Fund, shall be used for the preparation and conduct of business case, pre-feasibility and feasibility studies, preparation of tender documents, monitoring of their implementation, and other activities in the preparation of PPP projects, in accordance with the policies, procedure and guidelines prescribed by the PDMF Committee and such other issuances as may be issued thereon.

Disbursements or expenditures by the PPPCP in violation of the above requirements shall be void and shall subject the erring officials and employees to disciplinary actions in accordance with Section 43, Chapter 5 and Section 80, Chapter 7, Book VI of E.O. No. 292, s. 1987, and to appropriate criminal action under existing penal laws.

2. **Reporting and Posting Requirements.** The PPPCP shall submit quarterly reports on its financial and physical accomplishments, within thirty (30) days after the end of every quarter, through the following:

- (a) URS or other electronic means for reports not covered by the URS; and
- (b) PPPCP's website.

The PPPCP shall send written notice when said reports have been submitted or posted on its website to the DBM, House of Representatives, Senate of the Philippines, House Committee on Appropriations, Senate Committee on Finance, and other offices where the submission of reports is required under existing laws, rules and regulations. The date of notice to said agencies shall be considered the date of compliance with this requirement.

3. **Appropriations for Activities or Projects.** The amounts appropriated herein shall be used specifically for the following activities or projects in the indicated amounts and conditions:

New Appropriations, by Programs/Activities/Projects

	Current Operating Expenditures			
	Personnel Services	Maintenance and Other Operating Expenses	Capital Outlays	Total
REGULAR PROGRAMS				
General Administration and Support				
General Management and Supervision	P <u>35,642,000</u>	P <u>59,442,000</u>		P <u>95,084,000</u>
Sub-total, General Administration and Support	<u>35,642,000</u>	<u>59,442,000</u>		<u>95,084,000</u>

Operations

PUBLIC-PRIVATE PARTNERSHIP MANAGEMENT PROGRAM	84,525,000	18,401,000	102,926,000
Project Development and Advisory Assistance	15,313,000	950,000	16,263,000
Management and Administration of the Project Development and Monitoring Facility (PDMF) Funds	11,104,000	442,000	11,546,000
Public-Private Partnership Policy Formulation and Advocacy, and Project Monitoring and Evaluation	24,889,000	1,600,000	26,489,000
Provision of Capacity Building, Knowledge Management Services, Legal Services and ICT Services	33,219,000	15,409,000	48,628,000
Sub-total, Operations	84,525,000	18,401,000	102,926,000
TOTAL NEW APPROPRIATIONS	P 120,167,000	P 77,843,000	P 198,010,000

New Appropriations, by Object of Expenditures
(In Thousand Pesos)

Current Operating Expenditures

Personnel Services

Civilian Personnel

Permanent Positions

Basic Salary	93,052
Total Permanent Positions	93,052

Other Compensation Common to All

Personnel Economic Relief Allowance	2,880
Representation Allowance	2,424
Transportation Allowance	1,962
Clothing and Uniform Allowance	720
Mid-Year Bonus - Civilian	7,755
Year End Bonus	7,755
Cash Gift	600
Productivity Enhancement Incentive	600
Step Increment	233
Total Other Compensation Common to All	24,929

Other Benefits

PAG-IBIG Contributions	143
PhilHealth Contributions	1,865
Employees Compensation Insurance Premiums	143
Loyalty Award - Civilian	35
Total Other Benefits	2,186

Total Personnel Services	120,167
---------------------------------	----------------

Maintenance and Other Operating Expenses	
Travelling Expenses	1,905
Training and Scholarship Expenses	3,182
Supplies and Materials Expenses	2,869
Utility Expenses	2,369
Communication Expenses	5,371
Confidential, Intelligence and Extraordinary Expenses	
Extraordinary and Miscellaneous Expenses	1,194
Professional Services	73
General Services	6,386
Repairs and Maintenance	12,765
Taxes, Insurance Premiums and Other Fees	1,009
Other Maintenance and Operating Expenses	
Advertising Expenses	50
Printing and Publication Expenses	565
Representation Expenses	1,393
Transportation and Delivery Expenses	78
Rent/Lease Expenses	31,774
Subscription Expenses	6,860
	<u>77,843</u>
Total Maintenance and Other Operating Expenses	<u>77,843</u>
Total Current Operating Expenditures	<u>198,010</u>
TOTAL NEW APPROPRIATIONS	<u><u>198,010</u></u>

E. PHILIPPINE STATISTICAL RESEARCH AND TRAINING INSTITUTE

For general administration and support, and operations, as indicated hereunder P 72,458,000

New Appropriations, by Programs/Projects

	<u>Current Operating Expenditures</u>			<u>Total</u>
	<u>Personnel Services</u>	<u>Maintenance and Other Operating Expenses</u>	<u>Capital Outlays</u>	
A. REGULAR PROGRAMS				
General Administration and Support	P 11,999,000	P 29,355,000	P	41,354,000
Operations	<u>20,408,000</u>	<u>10,696,000</u>		<u>31,104,000</u>
PHILIPPINE STATISTICAL SYSTEM CAPACITY DEVELOPMENT PROGRAM	14,542,000	1,671,000		16,213,000
STATISTICAL RESEARCH PROGRAM	<u>5,866,000</u>	<u>9,025,000</u>		<u>14,891,000</u>
TOTAL NEW APPROPRIATIONS	P <u>32,407,000</u>	P <u>40,051,000</u>	P	<u>72,458,000</u>

Special Provision(s)

1. **Philippine Statistical Research and Training Institute Endowment Fund.** In addition to the amounts appropriated herein, Five Million Seven Hundred Thousand Pesos (P5,700,000) shall be used by the Philippine Statistical Research and Training Institute (PSRTI) for its MOOE and Capital Outlay requirements sourced from interest earnings of the PSRTI Endowment Fund in accordance with Section 21 of R.A. No. 10625.

Release of funds shall be subject to the submission of a Special Budget pursuant to Section 35, Chapter 5, Book VI of E.O. No. 292.

2. **Reporting and Posting Requirements.** The PSRTI shall submit quarterly reports on its financial and physical accomplishments, within thirty (30) days after the end of every quarter, through the following:

- (a) URS or other electronic means for reports not covered by the URS; and
- (b) PSRTI's website.

The PSRTI shall send written notice when said reports have been submitted or posted on its website to the DBM, House of Representatives, Senate of the Philippines, House Committee on Appropriations, Senate Committee on Finance, and other offices where the submission of reports is required under existing laws, rules and regulations. The date of notice to said agencies shall be considered the date of compliance with this requirement.

3. **Appropriations for Activities or Projects.** The amounts appropriated herein shall be used specifically for the following activities or projects in the indicated amounts and conditions:

New Appropriations, by Programs/Activities/Projects

	Current Operating Expenditures			
	Personnel Services	Maintenance and Other Operating Expenses	Capital Outlays	Total
REGULAR PROGRAMS				
General Administration and Support				
General Management and Supervision	P 11,793,000	P 29,355,000	P	41,148,000
Administration of Personnel Benefits	206,000			206,000
Sub-total, General Administration and Support	11,999,000	29,355,000		41,354,000
Operations				
PHILIPPINE STATISTICAL SYSTEM CAPACITY DEVELOPMENT PROGRAM	14,542,000	1,671,000		16,213,000
Development, promotion, implementation and enhancement of statistical training	14,542,000	1,671,000		16,213,000
STATISTICAL RESEARCH PROGRAM	5,866,000	9,025,000		14,891,000
Development, promotion, implementation and enhancement of statistical research	5,866,000	9,025,000		14,891,000
Sub-total, Operations	20,408,000	10,696,000		31,104,000
TOTAL NEW APPROPRIATIONS	P 32,407,000	P 40,051,000	P	72,458,000

New Appropriations, by Object of Expenditures
(In Thousand Pesos)

Current Operating Expenditures

Personnel Services

Civilian Personnel

Permanent Positions

Basic Salary

24,446

Total Permanent Positions

24,446

Other Compensation Common to All	
Personnel Economic Relief Allowance	1,080
Representation Allowance	288
Transportation Allowance	288
Clothing and Uniform Allowance	270
Mid-Year Bonus - Civilian	2,037
Year End Bonus	2,037
Cash Gift	225
Productivity Enhancement Incentive	225
Step Increment	61
	<hr/>
Total Other Compensation Common to All	6,511
Other Benefits	
PAG-IBIG Contributions	54
PhilHealth Contributions	532
Employees Compensation Insurance Premiums	54
Loyalty Award - Civilian	30
Terminal Leave	206
	<hr/>
Total Other Benefits	876
	<hr/>
Non-Permanent Positions	574
	<hr/>
Total Personnel Services	32,407
	<hr/>
Maintenance and Other Operating Expenses	
Travelling Expenses	409
Training and Scholarship Expenses	660
Supplies and Materials Expenses	1,355
Utility Expenses	725
Communication Expenses	3,702
Confidential, Intelligence and Extraordinary Expenses	
Extraordinary and Miscellaneous Expenses	136
Professional Services	5,406
General Services	1,318
Repairs and Maintenance	133
Taxes, Insurance Premiums and Other Fees	220
Other Maintenance and Operating Expenses	
Printing and Publication Expenses	20
Representation Expenses	83
Rent/Lease Expenses	25,431
Membership Dues and Contributions to Organizations	110
Subscription Expenses	293
Other Maintenance and Operating Expenses	50
	<hr/>
Total Maintenance and Other Operating Expenses	40,051
	<hr/>
Total Current Operating Expenditures	72,458
	<hr/>
TOTAL NEW APPROPRIATIONS	72,458
	<hr/> <hr/>

F. PHILIPPINE STATISTICS AUTHORITY

For general administration and support, support to operations, and operations, including locally-funded project(s), as indicated hereunder P 9,725,823,000

New Appropriations, by Programs/Projects

	Current Operating Expenditures			
	Personnel Services	Maintenance and Other Operating Expenses	Capital Outlays	Total
A. REGULAR PROGRAMS				
General Administration and Support	P 285,498,000	P 610,362,000	P	P 895,860,000
Support to Operations	70,173,000	87,733,000		157,906,000
Operations	<u>1,208,564,000</u>	<u>716,727,000</u>		<u>1,925,291,000</u>
NATIONAL STATISTICS DEVELOPMENT PROGRAM	924,815,000	478,952,000		1,403,767,000
STATISTICAL POLICY AND COORDINATION PROGRAM	115,083,000	80,555,000		195,638,000
CIVIL REGISTRATION PROGRAM	<u>168,666,000</u>	<u>157,220,000</u>		<u>325,886,000</u>
Total, Regular Program(s)	<u>1,564,235,000</u>	<u>1,414,822,000</u>		<u>2,979,057,000</u>
B. PROJECT(S)				
Locally-Funded Project(s)		<u>5,913,416,000</u>	<u>833,350,000</u>	<u>6,746,766,000</u>
Total, Project(s)		<u>5,913,416,000</u>	<u>833,350,000</u>	<u>6,746,766,000</u>
TOTAL NEW APPROPRIATIONS	P <u>1,564,235,000</u>	P <u>7,328,238,000</u>	P <u>833,350,000</u>	P <u>9,725,823,000</u>

Special Provision(s)

1. **Philippine Identification System.** The amount of Two Billion Fifty Six Million Five Hundred One Thousand Pesos (P2,056,501,000) appropriated herein for the Philippine Identification System shall be used for the continuing establishment of a single national identification system for all citizens and resident aliens of the Philippines pursuant to R.A. No. 11055. The PSA shall set a timetable to fully establish and implement the system, which shall not be later than December 31, 2024.

2. **Reporting and Posting Requirements.** The PSA shall submit quarterly reports on its financial and physical accomplishments, within thirty (30) days after the end of every quarter, through the following:

- (a) URS or other electronic means for reports not covered by the URS; and
- (b) PSA's website.

The PSA shall send written notice when said reports have been submitted or posted on its website to the DBM, House of Representatives, Senate of the Philippines, House Committee on Appropriations, Senate Committee on Finance, and other offices where the submission of reports is required under existing laws, rules and regulations. The date of notice to said agencies shall be considered the date of compliance with this requirement.

3. **Appropriations for Activities or Projects.** The amounts appropriated herein shall be used specifically for the following activities or projects in the indicated amounts and conditions:

New Appropriations, by Programs/Activities/Projects

	Current Operating Expenditures			
	Personnel Services	Maintenance and Other Operating Expenses	Capital Outlays	Total

REGULAR PROGRAMS

General Administration and Support

General Management and Supervision	P 269,436,000	P 610,362,000	P 879,798,000
National Capital Region (NCR)	219,475,000	286,358,000	505,833,000
Central Office	121,046,000	238,933,000	359,979,000
Regional Statistical Services Office - NCR	98,429,000	47,425,000	145,854,000
Region I - Ilocos	1,687,000	17,846,000	19,533,000
Regional Statistical Services Office - I	1,687,000	17,846,000	19,533,000
Cordillera Administrative Region (CAR)	4,942,000	18,383,000	23,325,000
Regional Statistical Services Office - CAR	4,942,000	18,383,000	23,325,000
Region II - Cagayan Valley	4,021,000	13,585,000	17,606,000
Regional Statistical Services Office - II	4,021,000	13,585,000	17,606,000
Region III - Central Luzon	309,000	22,497,000	22,806,000
Regional Statistical Services Office - III	309,000	22,497,000	22,806,000
Region IVA - CALABARZON	3,103,000	26,548,000	29,651,000
Regional Statistical Services Office - IVA	3,103,000	26,548,000	29,651,000
Region IVB - MIMAROPA	3,103,000	21,969,000	25,072,000
Regional Statistical Services Office - IVB	3,103,000	21,969,000	25,072,000
Region V - Bicol	3,589,000	30,434,000	34,023,000
Regional Statistical Services Office - V	3,589,000	30,434,000	34,023,000
Region VI - Western Visayas	4,021,000	28,940,000	32,961,000
Regional Statistical Services Office - VI	4,021,000	28,940,000	32,961,000
Region VII - Central Visayas	2,210,000	20,497,000	22,707,000
Regional Statistical Services Office - VII	2,210,000	20,497,000	22,707,000
Region VIII - Eastern Visayas	4,574,000	23,401,000	27,975,000
Regional Statistical Services Office - VIII	4,574,000	23,401,000	27,975,000
Region IX - Zamboanga Peninsula	3,562,000	11,786,000	15,348,000
Regional Statistical Services Office - IX	3,562,000	11,786,000	15,348,000
Region X - Northern Mindanao	3,254,000	20,588,000	23,842,000
Regional Statistical Services Office - X	3,254,000	20,588,000	23,842,000

Region XI - Davao	3,409,000	22,398,000	25,807,000
Regional Statistical Services Office - XI	3,409,000	22,398,000	25,807,000
Region XII - SOCCSKSARGEN	4,102,000	13,822,000	17,924,000
Regional Statistical Services Office - XII	4,102,000	13,822,000	17,924,000
Region XIII - Caraga	4,075,000	13,568,000	17,643,000
Regional Statistical Services Office - XIII	4,075,000	13,568,000	17,643,000
Bangsamoro Autonomous Region in Muslim Mindanao (BARMM)		17,742,000	17,742,000
Regional Statistical Services Office - BARMM		17,742,000	17,742,000
Administration of Personnel Benefits	16,062,000		16,062,000
National Capital Region (NCR)	16,062,000		16,062,000
Central Office	16,062,000		16,062,000
Sub-total, General Administration and Support	285,498,000	610,362,000	895,860,000
Support to Operations			
Provision of Management and Corporate Planning and Legal Services	15,590,000	23,609,000	39,199,000
National Capital Region (NCR)	15,590,000	23,609,000	39,199,000
Central Office	15,590,000	23,609,000	39,199,000
Coordination and Formulation of Policies on International Cooperation in Statistics and Civil Registration	5,521,000	2,111,000	7,632,000
National Capital Region (NCR)	5,521,000	2,111,000	7,632,000
Central Office	5,521,000	2,111,000	7,632,000
Development and Maintenance of Information Systems and Databases	43,986,000	56,906,000	100,892,000
National Capital Region (NCR)	43,986,000	56,906,000	100,892,000
Central Office	43,986,000	56,906,000	100,892,000
Coordination in the Development of Statistical Methodologies and Survey Designs	5,076,000	5,107,000	10,183,000
National Capital Region (NCR)	5,076,000	5,107,000	10,183,000
Central Office	5,076,000	5,107,000	10,183,000
Sub-total, Support to Operations	70,173,000	87,733,000	157,906,000

Operations

NATIONAL STATISTICS DEVELOPMENT PROGRAM	924,815,000	478,952,000	1,403,767,000
Conduct of Censuses and Surveys on the Agriculture, Fisheries, Industry and Services Sectors	760,196,000	389,778,000	1,149,974,000
National Capital Region (NCR)	119,072,000	261,874,000	380,946,000
Central Office	119,072,000	245,809,000	364,881,000
Regional Statistical Services Office - NCR		16,065,000	16,065,000
Region I - Ilocos	34,059,000	6,524,000	40,583,000
Regional Statistical Services Office - I	34,059,000	6,524,000	40,583,000
Cordillera Administrative Region (CAR)	36,249,000	7,664,000	43,913,000
Regional Statistical Services Office - CAR	36,249,000	7,664,000	43,913,000
Region II - Cagayan Valley	34,236,000	8,169,000	42,405,000
Regional Statistical Services Office - II	34,236,000	8,169,000	42,405,000
Region III - Central Luzon	60,496,000	11,678,000	72,174,000
Regional Statistical Services Office - III	60,496,000	11,678,000	72,174,000
Region IVA - CALABARZON	72,970,000	10,056,000	83,026,000
Regional Statistical Services Office - IVA	72,970,000	10,056,000	83,026,000
Region IVB - MIMAROPA	28,020,000	8,765,000	36,785,000
Regional Statistical Services Office - IVB	28,020,000	8,765,000	36,785,000
Region V - Bicol	42,286,000	10,205,000	52,491,000
Regional Statistical Services Office - V	42,286,000	10,205,000	52,491,000
Region VI - Western Visayas	46,874,000	9,414,000	56,288,000
Regional Statistical Services Office - VI	46,874,000	9,414,000	56,288,000
Region VII - Central Visayas	44,097,000	6,878,000	50,975,000
Regional Statistical Services Office - VII	44,097,000	6,878,000	50,975,000
Region VIII - Eastern Visayas	40,353,000	8,143,000	48,496,000
Regional Statistical Services Office - VIII	40,353,000	8,143,000	48,496,000
Region IX - Zamboanga Peninsula	26,389,000	6,049,000	32,438,000
Regional Statistical Services Office - IX	26,389,000	6,049,000	32,438,000

Region X - Northern Mindanao	34,040,000	5,736,000	39,776,000
Regional Statistical Services Office - X	34,040,000	5,736,000	39,776,000
Region XI - Davao	37,584,000	8,626,000	46,210,000
Regional Statistical Services Office - XI	37,584,000	8,626,000	46,210,000
Region XII - SOCCSKSARGEN	34,813,000	6,138,000	40,951,000
Regional Statistical Services Office - XII	34,813,000	6,138,000	40,951,000
Region XIII - Caraga	37,636,000	6,484,000	44,120,000
Regional Statistical Services Office - XIII	37,636,000	6,484,000	44,120,000
Bangsamoro Autonomous Region in Muslim Mindanao (BARMM)	31,022,000	7,375,000	38,397,000
Regional Statistical Services Office - BARMM	31,022,000	7,375,000	38,397,000
Conduct of Household-based Censuses and Surveys	164,619,000	87,260,000	251,879,000
National Capital Region (NCR)	42,555,000	74,593,000	117,148,000
Central Office	34,206,000	73,046,000	107,252,000
Regional Statistical Services Office - NCR	8,349,000	1,547,000	9,896,000
Region I - Ilocos	7,880,000	671,000	8,551,000
Regional Statistical Services Office - I	7,880,000	671,000	8,551,000
Cordillera Administrative Region (CAR)	8,195,000	755,000	8,950,000
Regional Statistical Services Office - CAR	8,195,000	755,000	8,950,000
Region II - Cagayan Valley	8,365,000	527,000	8,892,000
Regional Statistical Services Office - II	8,365,000	527,000	8,892,000
Region III - Central Luzon	8,657,000	1,068,000	9,725,000
Regional Statistical Services Office - III	8,657,000	1,068,000	9,725,000
Region IVA - CALABARZON	8,517,000	640,000	9,157,000
Regional Statistical Services Office - IVA	8,517,000	640,000	9,157,000
Region IVB - MIMAROPA	8,160,000	630,000	8,790,000
Regional Statistical Services Office - IVB	8,160,000	630,000	8,790,000
Region V - Bicol	8,962,000	732,000	9,694,000
Regional Statistical Services Office - V	8,962,000	732,000	9,694,000

Region VI - Western Visayas	<u>8,353,000</u>	<u>686,000</u>	<u>9,039,000</u>
Regional Statistical Services Office - VI	8,353,000	686,000	9,039,000
Region VII - Central Visayas	<u>7,708,000</u>	<u>522,000</u>	<u>8,230,000</u>
Regional Statistical Services Office - VII	7,708,000	522,000	8,230,000
Region VIII - Eastern Visayas	<u>8,181,000</u>	<u>1,291,000</u>	<u>9,472,000</u>
Regional Statistical Services Office - VIII	8,181,000	1,291,000	9,472,000
Region IX - Zamboanga Peninsula	<u>7,923,000</u>	<u>868,000</u>	<u>8,791,000</u>
Regional Statistical Services Office - IX	7,923,000	868,000	8,791,000
Region X - Northern Mindanao	<u>8,945,000</u>	<u>551,000</u>	<u>9,496,000</u>
Regional Statistical Services Office - X	8,945,000	551,000	9,496,000
Region XI - Davao	<u>7,496,000</u>	<u>627,000</u>	<u>8,123,000</u>
Regional Statistical Services Office - XI	7,496,000	627,000	8,123,000
Region XII - SOCCSKSARGEN	<u>6,534,000</u>	<u>1,224,000</u>	<u>7,758,000</u>
Regional Statistical Services Office - XII	6,534,000	1,224,000	7,758,000
Region XIII - Caraga		<u>609,000</u>	<u>609,000</u>
Regional Statistical Services Office - XIII		609,000	609,000
Bangsamoro Autonomous Region in Muslim Mindanao (BARMM)	<u>8,188,000</u>	<u>1,266,000</u>	<u>9,454,000</u>
Regional Statistical Services Office - BARMM	8,188,000	1,266,000	9,454,000
Generation/Compilation of administrative-based statistics and derived indicators		<u>1,914,000</u>	<u>1,914,000</u>
National Capital Region (NCR)		<u>1,914,000</u>	<u>1,914,000</u>
Central Office		1,914,000	1,914,000
STATISTICAL POLICY AND COORDINATION PROGRAM	<u>115,083,000</u>	<u>80,555,000</u>	<u>195,638,000</u>
Statistical Planning, Programming, Budgeting, Monitoring and Evaluation	<u>11,004,000</u>	<u>26,027,000</u>	<u>37,031,000</u>
National Capital Region (NCR)	<u>11,004,000</u>	<u>26,027,000</u>	<u>37,031,000</u>
Central Office	11,004,000	26,027,000	37,031,000
Development and Improvement of Statistical Frameworks and Standards	<u>49,940,000</u>	<u>48,377,000</u>	<u>98,317,000</u>
National Capital Region (NCR)	<u>49,940,000</u>	<u>48,377,000</u>	<u>98,317,000</u>
Central Office	49,940,000	48,377,000	98,317,000

Coordination of Statistical Activities at the National and Local Levels	<u>54,139,000</u>	<u>6,151,000</u>	<u>60,290,000</u>
National Capital Region (NCR)	<u>54,139,000</u>	<u>1,636,000</u>	<u>55,775,000</u>
Central Office	54,139,000	1,561,000	55,700,000
Regional Statistical Services Office - NCR		75,000	75,000
Region I - Ilocos		<u>333,000</u>	<u>333,000</u>
Regional Statistical Services Office - I		333,000	333,000
Cordillera Administrative Region (CAR)		<u>181,000</u>	<u>181,000</u>
Regional Statistical Services Office - CAR		181,000	181,000
Region II - Cagayan Valley		<u>120,000</u>	<u>120,000</u>
Regional Statistical Services Office - II		120,000	120,000
Region III - Central Luzon		<u>224,000</u>	<u>224,000</u>
Regional Statistical Services Office - III		224,000	224,000
Region IVA - CALABARZON		<u>422,000</u>	<u>422,000</u>
Regional Statistical Services Office - IVA		422,000	422,000
Region IVB - MIMAROPA		<u>312,000</u>	<u>312,000</u>
Regional Statistical Services Office - IVB		312,000	312,000
Region V - Bicol		<u>263,000</u>	<u>263,000</u>
Regional Statistical Services Office - V		263,000	263,000
Region VI - Western Visayas		<u>269,000</u>	<u>269,000</u>
Regional Statistical Services Office - VI		269,000	269,000
Region VII - Central Visayas		<u>139,000</u>	<u>139,000</u>
Regional Statistical Services Office - VII		139,000	139,000
Region VIII - Eastern Visayas		<u>483,000</u>	<u>483,000</u>
Regional Statistical Services Office - VIII		483,000	483,000
Region IX - Zamboanga Peninsula		<u>123,000</u>	<u>123,000</u>
Regional Statistical Services Office - IX		123,000	123,000
Region X - Northern Mindanao		<u>440,000</u>	<u>440,000</u>
Regional Statistical Services Office - X		440,000	440,000

Region XI - Davao		<u>168,000</u>	<u>168,000</u>
Regional Statistical Services Office - XI		168,000	168,000
Region XII - SOCCSKSARGEN		<u>420,000</u>	<u>420,000</u>
Regional Statistical Services Office - XII		420,000	420,000
Region XIII - Caraga		<u>269,000</u>	<u>269,000</u>
Regional Statistical Services Office - XIII		269,000	269,000
Bangsamoro Autonomous Region in Muslim Mindanao (BARMM)		<u>349,000</u>	<u>349,000</u>
Regional Statistical Services Office - BARMM		349,000	349,000
CIVIL REGISTRATION PROGRAM	<u>168,666,000</u>	<u>157,220,000</u>	<u>325,886,000</u>
Processing and Archiving of Civil Registry Documents	<u>147,426,000</u>	<u>69,129,000</u>	<u>216,555,000</u>
National Capital Region (NCR)	<u>38,593,000</u>	<u>34,137,000</u>	<u>72,730,000</u>
Central Office	32,250,000	33,853,000	66,103,000
Regional Statistical Services Office - NCR	6,343,000	284,000	6,627,000
Region I - Ilocos	<u>6,756,000</u>	<u>1,921,000</u>	<u>8,677,000</u>
Regional Statistical Services Office - I	6,756,000	1,921,000	8,677,000
Cordillera Administrative Region (CAR)	<u>6,830,000</u>	<u>1,142,000</u>	<u>7,972,000</u>
Regional Statistical Services Office - CAR	6,830,000	1,142,000	7,972,000
Region II - Cagayan Valley	<u>5,328,000</u>	<u>1,774,000</u>	<u>7,102,000</u>
Regional Statistical Services Office - II	5,328,000	1,774,000	7,102,000
Region III - Central Luzon	<u>6,580,000</u>	<u>3,589,000</u>	<u>10,169,000</u>
Regional Statistical Services Office - III	6,580,000	3,589,000	10,169,000
Region IVA - CALABARZON	<u>7,352,000</u>	<u>3,124,000</u>	<u>10,476,000</u>
Regional Statistical Services Office - IVA	7,352,000	3,124,000	10,476,000
Region IVB - MIMAROPA	<u>7,068,000</u>	<u>2,704,000</u>	<u>9,772,000</u>
Regional Statistical Services Office - IVB	7,068,000	2,704,000	9,772,000
Region V - Bicol	<u>7,349,000</u>	<u>1,694,000</u>	<u>9,043,000</u>
Regional Statistical Services Office - V	7,349,000	1,694,000	9,043,000
Region VI - Western Visayas	<u>7,375,000</u>	<u>2,063,000</u>	<u>9,438,000</u>
Regional Statistical Services Office - VI	7,375,000	2,063,000	9,438,000

Region VII - Central Visayas	<u>7,051,000</u>	<u>1,766,000</u>	<u>8,817,000</u>
Regional Statistical Services Office - VII	7,051,000	1,766,000	8,817,000
Region VIII - Eastern Visayas	<u>7,031,000</u>	<u>4,508,000</u>	<u>11,539,000</u>
Regional Statistical Services Office - VIII	7,031,000	4,508,000	11,539,000
Region IX - Zamboanga Peninsula	<u>6,818,000</u>	<u>728,000</u>	<u>7,546,000</u>
Regional Statistical Services Office - IX	6,818,000	728,000	7,546,000
Region X - Northern Mindanao	<u>6,440,000</u>	<u>1,508,000</u>	<u>7,948,000</u>
Regional Statistical Services Office - X	6,440,000	1,508,000	7,948,000
Region XI - Davao	<u>6,533,000</u>	<u>2,058,000</u>	<u>8,591,000</u>
Regional Statistical Services Office - XI	6,533,000	2,058,000	8,591,000
Region XII - SOCCSKSARGEN	<u>6,831,000</u>	<u>4,271,000</u>	<u>11,102,000</u>
Regional Statistical Services Office - XII	6,831,000	4,271,000	11,102,000
Region XIII - Caraga	<u>6,440,000</u>	<u>1,051,000</u>	<u>7,491,000</u>
Regional Statistical Services Office - XIII	6,440,000	1,051,000	7,491,000
Bangsamoro Autonomous Region in Muslim Mindanao (BARMM)	<u>7,051,000</u>	<u>1,091,000</u>	<u>8,142,000</u>
Regional Statistical Services Office - BARMM	7,051,000	1,091,000	8,142,000
Issuance of Civil Registration Certification/ Authentications of Documents	<u>21,240,000</u>	<u>85,048,000</u>	<u>106,288,000</u>
National Capital Region (NCR)	<u>21,240,000</u>	<u>85,048,000</u>	<u>106,288,000</u>
Central Office	21,240,000	85,048,000	106,288,000
Technical Supervision over Local Civil Registrars		<u>3,043,000</u>	<u>3,043,000</u>
National Capital Region (NCR)		<u>3,043,000</u>	<u>3,043,000</u>
Central Office		<u>3,043,000</u>	<u>3,043,000</u>
Sub-total, Operations	<u>1,208,564,000</u>	<u>716,727,000</u>	<u>1,925,291,000</u>
Total, Regular Programs	<u>1,564,235,000</u>	<u>1,414,822,000</u>	<u>2,979,057,000</u>

PROJECT(S)

Locally-Funded Project(s)

Construction of PSA Building	<u>833,350,000</u>	<u>833,350,000</u>
National Capital Region (NCR)	<u>833,350,000</u>	<u>833,350,000</u>
Central Office	833,350,000	833,350,000

Census of Agriculture and Fisheries	<u>1,981,220,000</u>	<u>1,981,220,000</u>
National Capital Region (NCR)	<u>1,981,220,000</u>	<u>1,981,220,000</u>
Central Office	1,981,220,000	1,981,220,000
Census of Philippine Business and Industry	<u>199,080,000</u>	<u>199,080,000</u>
National Capital Region (NCR)	<u>199,080,000</u>	<u>199,080,000</u>
Central Office	199,080,000	199,080,000
Annual Survey of Philippine Business and Industry	<u>96,042,000</u>	<u>96,042,000</u>
National Capital Region (NCR)	<u>96,042,000</u>	<u>96,042,000</u>
Central Office	96,042,000	96,042,000
Annual Poverty Indicators Survey	<u>405,000</u>	<u>405,000</u>
National Capital Region (NCR)	<u>405,000</u>	<u>405,000</u>
Central Office	405,000	405,000
Establishment of Philippine Economic - Environmental and Natural Resources Accounts (PEENRA) unit towards the compilation of Green GDP of the Philippines	<u>5,163,000</u>	<u>5,163,000</u>
National Capital Region (NCR)	<u>5,163,000</u>	<u>5,163,000</u>
Central Office	5,163,000	5,163,000
Annual Survey of Information and Communication Technology	<u>1,493,000</u>	<u>1,493,000</u>
National Capital Region (NCR)	<u>1,493,000</u>	<u>1,493,000</u>
Central Office	1,493,000	1,493,000
Family Income and Expenditures Survey	<u>250,446,000</u>	<u>250,446,000</u>
National Capital Region (NCR)	<u>250,446,000</u>	<u>250,446,000</u>
Central Office	250,446,000	250,446,000
National Demographic Health Survey	<u>4,080,000</u>	<u>4,080,000</u>
National Capital Region (NCR)	<u>4,080,000</u>	<u>4,080,000</u>
Central Office	4,080,000	4,080,000
Census of Population and Housing	<u>28,868,000</u>	<u>28,868,000</u>
National Capital Region (NCR)	<u>28,868,000</u>	<u>28,868,000</u>
Central Office	28,868,000	28,868,000

Development/Enhancement of the Design of Statistical Frame Integrating Geospatial Information	1,146,885,000		1,146,885,000	
National Capital Region (NCR)	1,146,885,000		1,146,885,000	
Central Office	1,146,885,000		1,146,885,000	
Generation/Compilation of Community-Based Statistics	76,683,000		76,683,000	
National Capital Region (NCR)	76,683,000		76,683,000	
Central Office	76,683,000		76,683,000	
Unified Multi-Purpose ID (UMID) System - Central Verification and Enrolment Agency Component (UMID-CVEA)	66,550,000		66,550,000	
National Capital Region (NCR)	66,550,000		66,550,000	
Central Office	66,550,000		66,550,000	
Philippine Identification System	2,056,501,000		2,056,501,000	
National Capital Region (NCR)	2,056,501,000		2,056,501,000	
Central Office	2,056,501,000		2,056,501,000	
Sub-total, Locally-Funded Project(s)	5,913,416,000	833,350,000	6,746,766,000	
Total, Project(s)	5,913,416,000	833,350,000	6,746,766,000	
TOTAL NEW APPROPRIATIONS	P 1,564,235,000	P 7,328,238,000	P 833,350,000	P 9,725,823,000

New Appropriations, by Object of Expenditures
(In Thousand Pesos)

Current Operating Expenditures

Personnel Services

Civilian Personnel

Permanent Positions

Basic Salary	1,173,948
--------------	-----------

Total Permanent Positions	1,173,948
---------------------------	-----------

Other Compensation Common to All

Personnel Economic Relief Allowance	63,096
Representation Allowance	11,640
Transportation Allowance	11,640
Clothing and Uniform Allowance	15,774
Mid-Year Bonus - Civilian	97,832
Year End Bonus	97,832

Cash Gift	13,145
Per Diems	7,410
Productivity Enhancement Incentive	13,145
Step Increment	2,938
Total Other Compensation Common to All	334,452
Other Benefits	
PAG-IBIG Contributions	3,155
PhilHealth Contributions	26,038
Employees Compensation Insurance Premiums	3,155
Loyalty Award - Civilian	1,245
Terminal Leave	16,062
Total Other Benefits	49,655
Non-Permanent Positions	6,180
Total Personnel Services	1,564,235
Maintenance and Other Operating Expenses	
Travelling Expenses	629,102
Training and Scholarship Expenses	1,262,189
Supplies and Materials Expenses	517,088
Utility Expenses	101,730
Communication Expenses	73,751
Confidential, Intelligence and Extraordinary Expenses	
Extraordinary and Miscellaneous Expenses	4,669
Professional Services	480,290
General Services	2,977,196
Repairs and Maintenance	230,513
Taxes, Insurance Premiums and Other Fees	301,544
Other Maintenance and Operating Expenses	
Advertising Expenses	1,735
Printing and Publication Expenses	46,821
Representation Expenses	15,802
Transportation and Delivery Expenses	2,278
Rent/Lease Expenses	470,800
Membership Dues and Contributions to Organizations	117
Subscription Expenses	158,139
Other Maintenance and Operating Expenses	54,474
Total Maintenance and Other Operating Expenses	7,328,238
Total Current Operating Expenditures	8,892,473
Capital Outlays	
Property, Plant and Equipment Outlay	
Buildings and Other Structures	833,350
Total Capital Outlays	833,350
TOTAL NEW APPROPRIATIONS	9,725,823

G. TARIFF COMMISSION

For general administration and support, support to operations, and operations, as indicated hereunder P 84,619,000

New Appropriations, by Programs/Projects

	Current Operating Expenditures			
	Personnel Services	Maintenance and Other Operating Expenses	Capital Outlays	Total
A. REGULAR PROGRAMS				
General Administration and Support	P 26,166,000	P 17,550,000		P 43,716,000
Support to Operations	3,596,000	526,000		4,122,000
Operations	<u>31,081,000</u>	<u>5,700,000</u>		<u>36,781,000</u>
TARIFF ADMINISTRATION PROGRAM	19,318,000	2,823,000		22,141,000
INTERNATIONAL TRADE AND TARIFF NEGOTIATIONS PROGRAM	7,304,000	1,488,000		8,792,000
TRADE REMEDY MEASURES PROGRAM	<u>4,459,000</u>	<u>1,389,000</u>		<u>5,848,000</u>
TOTAL NEW APPROPRIATIONS	P <u>60,843,000</u>	P <u>23,776,000</u>		P <u>84,619,000</u>

Special Provision(s)

1. **Remedies Fund.** In addition to the amounts appropriated herein, Two Million Five Hundred Thousand Pesos (P2,500,000) shall be used in the implementation of remedies or safeguard measures for the protection of the domestic industries and producers from increased imports which cause or threaten to cause injury to the local industry, sourced from fifty percent (50%) of the revenues collected from fees, charges, and safeguard duties, constituted into the Remedies Fund in accordance with Section 34 of R.A. No. 8800.

Release of funds shall be subject to the submission of a Special Budget pursuant to Section 35, Chapter 5, Book VI of E.O. No. 292.

2. **Reporting and Posting Requirements.** The Tariff Commission (TC) shall submit quarterly reports on its financial and physical accomplishments, within thirty (30) days after the end of every quarter, through the following:

- (a) URS or other electronic means for reports not covered by the URS; and
- (b) TC's website.

The TC shall send written notice when said reports have been submitted or posted on its website to the DBM, House of Representatives, Senate of the Philippines, House Committee on Appropriations, Senate Committee on Finance, and other offices where the submission of reports is required under existing laws, rules and regulations. The date of notice to said agencies shall be considered the date of compliance with this requirement.

3. **Appropriations for Activities or Projects.** The amounts appropriated herein shall be used specifically for the following activities or projects in the indicated amounts and conditions:

New Appropriations, by Programs/Activities/Projects

	Current Operating Expenditures			
	Personnel Services	Maintenance and Other Operating Expenses	Capital Outlays	Total

REGULAR PROGRAMS

General Administration and Support

General Management and Supervision	P	26,064,000	P	17,550,000	P	43,614,000
Administration of Personnel Benefits		<u>102,000</u>		<u></u>		<u>102,000</u>
Sub-total, General Administration and Support		<u>26,166,000</u>		<u>17,550,000</u>		<u>43,716,000</u>

Support to Operations

Planning and Program Development and Monitoring		1,806,000		186,000		1,992,000
Information, Packaging and Dissemination		348,000		170,000		518,000
Information System Development and Maintenance		<u>1,442,000</u>		<u>170,000</u>		<u>1,612,000</u>
Sub-total, Support to Operations		<u>3,596,000</u>		<u>526,000</u>		<u>4,122,000</u>

Operations

TARIFF ADMINISTRATION PROGRAM		<u>19,318,000</u>		<u>2,823,000</u>		<u>22,141,000</u>
Conduct of investigations and public hearings on petitions for tariff modification		6,732,000		1,987,000		8,719,000
Issuance of rulings and opinions on applications for tariff classification		11,159,000		390,000		11,549,000
Conduct of studies on the impact of tariff policies and programs on national competitiveness and consumer welfare in line with the economic objectives of the government		1,427,000		446,000		1,873,000
INTERNATIONAL TRADE AND TARIFF NEGOTIATIONS PROGRAM		<u>7,304,000</u>		<u>1,488,000</u>		<u>8,792,000</u>
Conduct of investigations and public consultations on tariff concessions to be granted by the Philippines under multilateral, regional, bilateral and other international trade agreements		1,290,000		458,000		1,748,000
Participation in international trade and tariff negotiations including review of the trade agreements for negotiation and trade agreements entered into by the Philippines		4,542,000		518,000		5,060,000
Administration, updating and conduct of consultations on the ASEAN Harmonized Tariff Nomenclature		1,472,000		512,000		1,984,000
TRADE REMEDY MEASURES PROGRAM		<u>4,459,000</u>		<u>1,389,000</u>		<u>5,848,000</u>
Adjudication of cases on the application of trade remedies against imports		<u>4,459,000</u>		<u>1,389,000</u>		<u>5,848,000</u>
Sub-total, Operations		<u>31,081,000</u>		<u>5,700,000</u>		<u>36,781,000</u>
TOTAL NEW APPROPRIATIONS	P	<u><u>60,843,000</u></u>	P	<u><u>23,776,000</u></u>	P	<u><u>84,619,000</u></u>

New Appropriations, by Object of Expenditures
(In Thousand Pesos)

Current Operating Expenditures

Personnel Services

Civilian Personnel

Permanent Positions

Basic Salary	46,917
--------------	--------

Total Permanent Positions	46,917
---------------------------	--------

Other Compensation Common to All

Personnel Economic Relief Allowance	1,848
Representation Allowance	816
Transportation Allowance	816
Clothing and Uniform Allowance	462
Mid-Year Bonus - Civilian	3,909
Year End Bonus	3,909
Cash Gift	385
Productivity Enhancement Incentive	385
Step Increment	120

Total Other Compensation Common to All	12,650
--	--------

Other Benefits

PAG-IBIG Contributions	90
PhilHealth Contributions	964
Employees Compensation Insurance Premiums	90
Loyalty Award - Civilian	30
Terminal Leave	102

Total Other Benefits	1,276
----------------------	-------

Total Personnel Services	60,843
--------------------------	--------

Maintenance and Other Operating Expenses

Travelling Expenses	2,550
Training and Scholarship Expenses	200
Supplies and Materials Expenses	1,245
Utility Expenses	820
Communication Expenses	1,120
Confidential, Intelligence and Extraordinary Expenses	
Extraordinary and Miscellaneous Expenses	440
Professional Services	225
General Services	1,138
Repairs and Maintenance	340
Taxes, Insurance Premiums and Other Fees	140
Other Maintenance and Operating Expenses	

Advertising Expenses	100
Printing and Publication Expenses	600
Representation Expenses	90
Rent/Lease Expenses	10,168
Membership Dues and Contributions to Organizations	8
Subscription Expenses	4,574
Donations	8
Other Maintenance and Operating Expenses	<u>10</u>
Total Maintenance and Other Operating Expenses	<u>23,776</u>
Total Current Operating Expenditures	<u>84,619</u>
TOTAL NEW APPROPRIATIONS	<u><u>84,619</u></u>

GENERAL SUMMARY**NATIONAL ECONOMIC AND DEVELOPMENT AUTHORITY**

	Current Operating Expenditures				
	Personnel Services	Maintenance and Other Operating Expenses	Financial Expenses	Capital Outlays	Total
A. OFFICE OF THE SECRETARY	P 1,026,005,000	P 688,894,000	P	P 609,004,000	P 2,323,903,000
B. COMMISSION ON POPULATION AND DEVELOPMENT	241,484,000	283,601,000			525,085,000
C. PHILIPPINE NATIONAL VOLUNTEER SERVICE COORDINATING AGENCY	19,071,000	12,107,000	8,000		31,186,000
D. PUBLIC-PRIVATE PARTNERSHIP CENTER OF THE PHILIPPINES	120,167,000	77,843,000			198,010,000
E. PHILIPPINE STATISTICAL RESEARCH AND TRAINING INSTITUTE	32,407,000	40,051,000			72,458,000
F. PHILIPPINE STATISTICS AUTHORITY	1,564,235,000	7,328,238,000		833,350,000	9,725,823,000
G. TARIFF COMMISSION	60,843,000	23,776,000			84,619,000
TOTAL NEW APPROPRIATIONS, NATIONAL ECONOMIC AND DEVELOPMENT AUTHORITY	P <u>3,064,212,000</u>	P <u>8,454,510,000</u>	P <u>8,000</u>	P <u>1,442,354,000</u>	P <u>12,961,084,000</u>

XXVIII. OFFICE OF THE PRESS SECRETARY**(formerly Presidential Communications Operations Office)****A. OFFICE OF THE PRESS SECRETARY (PROPER)****(formerly Presidential Communications Operations Office-Proper)**

For general administration and support, and operations, as indicated hereunder P 493,072,000

New Appropriations, by Programs/Projects

	Current Operating Expenditures			
	Personnel Services	Maintenance and Other Operating Expenses	Capital Outlays	Total
A. REGULAR PROGRAM				
General Administration and Support	P 150,163,000	P 117,167,000	P 23,369,000	P 290,699,000
Operations	<u>6,437,000</u>	<u>171,009,000</u>	<u>24,927,000</u>	<u>202,373,000</u>
PRESIDENTIAL COMMUNICATIONS PROGRAM	<u>6,437,000</u>	<u>171,009,000</u>	<u>24,927,000</u>	<u>202,373,000</u>
TOTAL NEW APPROPRIATIONS	<u>P 156,600,000</u>	<u>P 288,176,000</u>	<u>P 48,296,000</u>	<u>P 493,072,000</u>

Special Provision(s)

1. **Reporting and Posting Requirements.** The Office of the Press Secretary (OPS) shall submit quarterly reports on its financial and physical accomplishments, within thirty (30) days after the end of every quarter, through the following:

- (a) Unified Reporting System (URS) or other electronic means for reports not covered by the URS; and
- (b) OPS' website

The OPS shall send written notice when said reports have been submitted or posted on its website to the DBM, House of Representatives, Senate of the Philippines, House Committee on Appropriations, Senate Committee on Finance, and other offices where the submission of reports is required under existing laws, rules and regulations. The date of notice to said agencies shall be considered the date of compliance with this requirement.

2. **Appropriations for Activities or Projects.** The amounts appropriated herein shall be used specifically for the following activities or projects in the indicated amounts and conditions:

New Appropriations, by Programs/Activities/Projects

	Current Operating Expenditures			
	Personnel Services	Maintenance and Other Operating Expenses	Capital Outlays	Total
PROGRAM				
General Administration and Support				
General Management and Supervision	P 149,426,000	P 117,167,000	P 23,369,000	P 289,962,000
Administration of Personnel Benefits	<u>737,000</u>			<u>737,000</u>
Sub-total, General Administration and Support	<u>150,163,000</u>	<u>117,167,000</u>	<u>23,369,000</u>	<u>290,699,000</u>

Operations				
PRESIDENTIAL COMMUNICATIONS PROGRAM	<u>6,437,000</u>	<u>171,009,000</u>	<u>24,927,000</u>	<u>202,373,000</u>
Formulation, coordination and implementation of integrated public information plans and programs	<u>6,437,000</u>	<u>171,009,000</u>	<u>24,927,000</u>	<u>202,373,000</u>
Sub-total, Operations	<u>6,437,000</u>	<u>171,009,000</u>	<u>24,927,000</u>	<u>202,373,000</u>
TOTAL NEW APPROPRIATIONS	P <u>156,600,000</u>	P <u>288,176,000</u>	P <u>48,296,000</u>	P <u>493,072,000</u>

New Appropriations, by Object of Expenditures
(In Thousand Pesos)

Current Operating Expenditures

Personnel Services

Civilian Personnel

Permanent Positions

Basic Salary	<u>119,482</u>
--------------	----------------

Total Permanent Positions	<u>119,482</u>
---------------------------	----------------

Other Compensation Common to All

Personnel Economic Relief Allowance	3,936
Representation Allowance	2,910
Transportation Allowance	2,910
Clothing and Uniform Allowance	984
Mid-Year Bonus - Civilian	9,957
Year End Bonus	9,957
Cash Gift	820
Productivity Enhancement Incentive	820
Step Increment	<u>299</u>

Total Other Compensation Common to All	<u>32,593</u>
--	---------------

Other Benefits

PAG-IBIG Contributions	196
PhilHealth Contributions	2,213
Employees Compensation Insurance Premiums	196
Loyalty Award - Civilian	35
Terminal Leave	<u>737</u>

Total Other Benefits	<u>3,377</u>
----------------------	--------------

Non - Permanent Positions	<u>1,148</u>
---------------------------	--------------

Total Personnel Services	<u>156,600</u>
--------------------------	----------------

Maintenance and Other Operating Expenses	
Travelling Expenses	51,580
Training and Scholarship Expenses	10,231
Supplies and Materials Expenses	23,233
Utility Expenses	4,839
Communication Expenses	20,572
Confidential, Intelligence and Extraordinary Expenses	
Extraordinary and Miscellaneous Expenses	2,640
Professional Services	6,729
General Services	6,510
Repairs and Maintenance	3,239
Taxes, Insurance Premiums and Other Fees	559
Other Maintenance and Operating Expenses	
Advertising Expenses	11,226
Representation Expenses	15,880
Transportation and Delivery Expenses	196
Rent/Lease Expenses	84,887
Subscription Expenses	8,496
Other Maintenance and Operating Expenses	37,359
Total Maintenance and Other Operating Expenses	288,176
Total Current Operating Expenditures	444,776
Capital Outlays	
Property, Plant and Equipment Outlay	
Transportation Equipment Outlay	25,053
Machinery and Equipment Outlay	23,243
Total Capital Outlays	48,296
TOTAL NEW APPROPRIATIONS	493,072

B. BUREAU OF BROADCAST SERVICES

For general administration and support, and operations, as indicated hereunder P 439,448,000

New Appropriations, by Programs/Projects

	<u>Current Operating Expenditures</u>		<u>Capital Outlays</u>	<u>Total</u>
	<u>Personnel Services</u>	<u>Maintenance and Other Operating Expenses</u>		
A. REGULAR PROGRAM				
General Administration and Support	P 54,546,000	P 51,080,000	P	105,626,000
Operations	<u>237,520,000</u>	<u>96,302,000</u>		<u>333,822,000</u>

PUBLIC RADIO BROADCASTING PROGRAM	<u>237,520,000</u>	<u>96,302,000</u>	<u>333,822,000</u>
TOTAL NEW APPROPRIATIONS	P <u>292,066,000</u>	P <u>147,382,000</u>	<u>439,448,000</u>

Special Provision(s)

1. **Reporting and Posting Requirements.** The Bureau of Broadcast Services (BBS) shall submit quarterly reports on its financial and physical accomplishments, within thirty (30) days after the end of every quarter, through the following:

- (a) URS or other electronic means for reports not covered by the URS; and
- (b) BBS' website.

The BBS shall send written notice when said reports have been submitted or posted on its website to the DBM, House of Representatives, Senate of the Philippines, House Committee on Appropriations, Senate Committee on Finance, and other offices where the submission of reports is required under existing laws, rules and regulations. The date of notice to said agencies shall be considered the date of compliance with this requirement.

2. **Appropriations for Activities or Projects.** The amounts appropriated herein shall be used specifically for the following activities or projects in the indicated amounts and conditions:

New Appropriations, by Programs/Activities/Projects

	Current Operating Expenditures			
	Personnel Services	Maintenance and Other Operating Expenses	Capital Outlays	Total
REGULAR PROGRAM				
General Administration and Support				
General Management and Supervision	P 48,801,000	P 51,080,000	P	99,881,000
Administration of Personnel Benefits	5,745,000			5,745,000
Sub-total, General Administration and Support	54,546,000	51,080,000		105,626,000
Operations				
PUBLIC RADIO BROADCASTING PROGRAM	237,520,000	96,302,000		333,822,000
Production and transmission of various types of radio programs, including news and other special features	149,399,000	50,936,000		200,335,000
Maintenance and operation of radio stations nationwide	88,121,000	40,046,000		128,167,000
Provision of creative services for the production of radio dramas and other special programs		5,320,000		5,320,000
Sub-total, Operations	237,520,000	96,302,000		333,822,000
TOTAL NEW APPROPRIATIONS	P 292,066,000	P 147,382,000	P	439,448,000

New Appropriations, by Object of Expenditures
(In Thousand Pesos)

Current Operating Expenditures

Personnel Services

Civilian Personnel

Permanent Positions

Basic Salary	221,078
--------------	---------

Total Permanent Positions	221,078
---------------------------	---------

Other Compensation Common to All

Personnel Economic Relief Allowance	12,384
-------------------------------------	--------

Representation Allowance	510
--------------------------	-----

Transportation Allowance	510
--------------------------	-----

Clothing and Uniform Allowance	3,096
--------------------------------	-------

Mid-Year Bonus - Civilian	18,423
---------------------------	--------

Year End Bonus	18,423
----------------	--------

Cash Gift	2,580
-----------	-------

Productivity Enhancement Incentive	2,580
------------------------------------	-------

Step Increment	553
----------------	-----

Total Other Compensation Common to All	59,059
--	--------

Other Benefits

PAG-IBIG Contributions	619
------------------------	-----

PhilHealth Contributions	4,946
--------------------------	-------

Employees Compensation Insurance Premiums	619
---	-----

Terminal Leave	5,745
----------------	-------

Total Other Benefits	11,929
----------------------	--------

Total Personnel Services	292,066
--------------------------	---------

Maintenance and Other Operating Expenses

Travelling Expenses	5,791
---------------------	-------

Training and Scholarship Expenses	1,000
-----------------------------------	-------

Supplies and Materials Expenses	12,664
---------------------------------	--------

Utility Expenses	30,983
------------------	--------

Communication Expenses	14,234
------------------------	--------

Confidential, Intelligence and Extraordinary Expenses	
---	--

Extraordinary and Miscellaneous Expenses	136
--	-----

Professional Services	35,880
-----------------------	--------

General Services	28,300
------------------	--------

Repairs and Maintenance	7,485
-------------------------	-------

Taxes, Insurance Premiums and Other Fees	1,870
--	-------

Other Maintenance and Operating Expenses	
Advertising Expenses	90
Printing and Publication Expenses	70
Representation Expenses	2,995
Transportation and Delivery Expenses	500
Rent/Lease Expenses	2,290
Membership Dues and Contribution to Organizations	500
Subscription Expenses	1,134
Donations	50
Other Maintenance and Operating Expenses	1,410
Total Maintenance and Other Operating Expenses	147,382
Total Current Operating Expenditures	439,448
TOTAL NEW APPROPRIATIONS	439,448

C. NATIONAL PRINTING OFFICE

For general administration and support, and operations, as indicated hereunder P 16,034,000

New Appropriations, by Programs/Projects

	Current Operating Expenditures			Total
	Personnel Services	Maintenance and Other Operating Expenses	Capital Outlays	
A. REGULAR PROGRAM				
General Administration and Support	P 6,330,000			P 6,330,000
Operations	9,704,000			9,704,000
NATIONAL PRINTING PROGRAM	9,704,000			9,704,000
TOTAL NEW APPROPRIATIONS	P <u>16,034,000</u>			P <u>16,034,000</u>

Special Provision(s)

1. **Revolving Fund for the National Printing Office.** The revolving fund constituted from income derived from the production and other printing activities of the National Printing Office (NPO) shall be used to cover its operating requirements consistent with Section 3 of E.O. No. 378 s. 2004. Disbursements shall be made in accordance with budgeting, accounting and auditing rules and regulations.

2. **Appropriations for the National Printing Office.** The amount of Sixteen Million Thirty Four Thousand Pesos (P16,034,000) appropriated herein for Personnel Services shall be used exclusively for deficiencies in the payment of regular pay, allowances and benefits of NPO personnel. In no case shall said amount be used for any other purpose.

3. **Reporting and Posting Requirements.** The National Printing Office (NPO) shall submit quarterly reports on its financial and physical accomplishments, within thirty (30) days after the end of every quarter, through the following:

- (a) URS or other electronic means for reports not covered by the URS; and
- (b) NPO's website.

The NPO shall send written notice when said reports have been submitted or posted on its website to the DBM, House of Representatives, Senate of the Philippines, House Committee on Appropriations, Senate Committee on Finance, and other offices where the submission of reports is required under existing laws, rules and regulations. The date of notice to said agencies shall be considered the date of compliance with this requirement.

4. **Appropriations for Activities or Projects.** The amounts appropriated herein shall be used specifically for the following activities or projects in the indicated amounts and conditions:

New Appropriations, by Programs/Activities/Projects

	Current Operating Expenditures			
	Personnel Services	Maintenance and Other Operating Expenses	Capital Outlays	Total
REGULAR PROGRAM				
General Administration and Support				
General Management and Supervision	P 2,164,000		P	2,164,000
Administration of Personnel Benefits	4,166,000			4,166,000
Sub-total, General Administration and Support	6,330,000			6,330,000
Operations				
NATIONAL PRINTING PROGRAM	9,704,000			9,704,000
Production, planning and control of printing and binding activities	656,000			656,000
Maintenance and repair of printing machines	618,000			618,000
Type setting, monotyping and photolithographic services	2,616,000			2,616,000
Press operation and cutting into standard forms and binding of printed materials	5,058,000			5,058,000
Storing, shipping and trucking of finished products	756,000			756,000
Sub-total, Operations	9,704,000			9,704,000
TOTAL NEW APPROPRIATIONS	P 16,034,000		P	16,034,000

New Appropriations, by Object of Expenditures
(In Thousand Pesos)

Current Operating Expenditures

Personnel Services

Civilian Personnel

Permanent Positions	
Basic Salary	8,941
Total Permanent Positions	8,941
Other Compensation Common to All	
Personnel Economic Relief Allowance	614
Representation Allowance	65
Transportation Allowance	65
Clothing and Uniform Allowance	154
Mid-Year Bonus - Civilian	746
Year End Bonus	746
Cash Gift	128
Productivity Enhancement Incentive	128
Step Increment	21
Total Other Compensation Common to All	2,667
Other Benefits	
PAG-IBIG Contributions	31
PhilHealth Contributions	198
Employees Compensation Insurance Premiums	31
Terminal Leave	4,166
Total Other Benefits	4,426
Total Personnel Services	16,034
Total Current Operating Expenditures	16,034
TOTAL NEW APPROPRIATIONS	16,034

D. NEWS AND INFORMATION BUREAU

For general administration and support, and operations, as indicated hereunder P 131,515,000

New Appropriations, by Programs/Projects

	Current Operating Expenditures		
	Personnel Services	Other Operating Expenses	Total
A. REGULAR PROGRAM			
General Administration and Support	P 19,802,000	P 9,161,000	P 28,963,000
Operations	<u>73,512,000</u>	<u>29,040,000</u>	<u>102,552,000</u>
GOVERNMENT NEWS INFORMATION AND MEDIA SERVICES PROGRAM	<u>73,512,000</u>	<u>29,040,000</u>	<u>102,552,000</u>
TOTAL NEW APPROPRIATIONS	P <u>93,314,000</u>	P <u>38,201,000</u>	P <u>131,515,000</u>

Special Provision(s)

1. **Reporting and Posting Requirements.** The News and Information Bureau (NIB) shall submit quarterly reports on its financial and physical accomplishments, within thirty (30) days after the end of every quarter, through the following:

- (a) URS or other electronic means for reports not covered by the URS; and
- (b) NIB's website.

The NIB shall send written notice when said reports have been submitted or posted on its website to the DBM, House of Representatives, Senate of the Philippines, House Committee on Appropriations, Senate Committee on Finance, and other offices where the submission of reports is required under existing laws, rules and regulations. The date of notice to said agencies shall be considered the date of compliance with this requirement.

2. **Appropriations for Activities or Projects.** The amounts appropriated herein shall be used specifically for the following activities or projects in the indicated amounts and conditions:

New Appropriations, by Programs/Activities/Projects

	Current Operating Expenditures			Total
	Personnel Services	Maintenance and Other Operating Expenses	Capital Outlays	
REGULAR PROGRAM				
General Administration and Support				
General Management and Supervision	P 19,686,000	P 9,161,000		P 28,847,000
Administration of Personnel Benefits	116,000			116,000
Sub-total, General Administration and Support	19,802,000	9,161,000		28,963,000
Operations				
GOVERNMENT NEWS INFORMATION AND MEDIA SERVICES PROGRAM	73,512,000	29,040,000		102,552,000
Provision of media coverage of Presidential activities and media relations and accreditation	22,882,000	13,338,000		36,220,000
Provision of daily news and services to both local and foreign public on the activities of the government and the Presidency	50,630,000	15,702,000		66,332,000
Sub-total, Operations	73,512,000	29,040,000		102,552,000
TOTAL NEW APPROPRIATIONS	P 93,314,000	P 38,201,000		P 131,515,000

New Appropriations, by Object of Expenditures
(In Thousand Pesos)

Current Operating Expenditures

Personnel Services

Civilian Personnel

Permanent Positions

Basic Salary

71,482

Total Permanent Positions

71,482

Other Compensation Common to All	
Personnel Economic Relief Allowance	3,672
Representation Allowance	390
Transportation Allowance	390
Clothing and Uniform Allowance	918
Mid-Year Bonus - Civilian	5,957
Year End Bonus	5,957
Cash Gift	765
Productivity Enhancement Incentive	765
Step Increment	179
	<hr/>
Total Other Compensation Common to All	18,993
Other Benefits	
PAG-IBIG Contributions	183
PhilHealth Contributions	1,581
Employees Compensation Insurance Premiums	183
Loyalty Award - Civilian	175
Terminal Leave	116
	<hr/>
Total Other Benefits	2,238
Non - Permanent Positions	601
	<hr/>
Total Personnel Services	93,314
Maintenance and Other Operating Expenses	
Travelling Expenses	7,999
Training and Scholarship Expenses	655
Supplies and Materials Expenses	8,407
Utility Expenses	3,978
Communication Expenses	4,881
Confidential, Intelligence and Extraordinary Expenses	
Extraordinary and Miscellaneous Expenses	118
Professional Services	8,087
General Services	1,113
Repairs and Maintenance	821
Taxes, Insurance Premiums and Other Fees	50
Other Maintenance and Operating Expenses	
Advertising Expenses	1
Printing and Publication Expenses	425
Transportation and Delivery Expenses	106
Rent/Lease Expenses	1,554
Membership Dues and Contributions to Organizations	6
	<hr/>
Total Maintenance and Other Operating Expenses	38,201
	<hr/>
Total Current Operating Expenditures	131,515
	<hr/>
TOTAL NEW APPROPRIATIONS	131,515
	<hr/>

**GENERAL SUMMARY
OFFICE OF THE PRESS SECRETARY**

	<u>Current Operating Expenditures</u>			
	<u>Personnel Services</u>	<u>Maintenance and Other Operating Expenses</u>	<u>Capital Outlays</u>	<u>Total</u>
A. OFFICE OF THE PRESS SECRETARY (PROPER)	P 156,600,000	P 288,176,000	P 48,296,000	P 493,072,000
B. BUREAU OF BROADCAST SERVICES	292,066,000	147,382,000		439,448,000
C. NATIONAL PRINTING OFFICE	16,034,000			16,034,000
D. NEWS AND INFORMATION BUREAU	<u>93,314,000</u>	<u>38,201,000</u>		<u>131,515,000</u>
TOTAL NEW APPROPRIATIONS, OFFICE OF THE PRESS SECRETARY	P <u><u>558,014,000</u></u>	P <u><u>473,759,000</u></u>	P <u><u>48,296,000</u></u>	P <u><u>1,080,069,000</u></u>

XXIX. OTHER EXECUTIVE OFFICES**A. ANTI-MONEY LAUNDERING COUNCIL**

For the operations, as indicated hereunder P 183,828,000

New Appropriations, by Programs/Projects

	<u>Current Operating Expenditures</u>					
	<u>Personnel Services</u>	<u>Maintenance and Other Operating Expenses</u>	<u>Capital Outlays</u>	<u>Total</u>		
A. REGULAR PROGRAMS						
Operations	P	<u>165,695,000</u>	P	<u>18,133,000</u>	P	<u>183,828,000</u>
ANTI-MONEY LAUNDERING PROGRAM		<u>165,695,000</u>		<u>18,133,000</u>		<u>183,828,000</u>
TOTAL NEW APPROPRIATIONS	P	<u>165,695,000</u>	P	<u>18,133,000</u>	P	<u>183,828,000</u>

Special Provision(s)

1. **Reporting and Posting Requirements.** The Anti-Money Laundering Council (AMLC) shall submit quarterly reports on its financial and physical accomplishments, within thirty (30) days after the end of every quarter, through the following:

- (a) Unified Reporting System (URS) or other electronic means for reports not covered by the URS; and
- (b) AMLC's website.

The AMLC shall send written notice when said reports have been submitted or posted on its website to the DBM, House of Representatives, Senate of the Philippines, House Committee on Appropriations, Senate Committee on Finance, and other offices where the submission of reports is required under existing laws, rules and regulations. The date of notice to said agencies shall be considered the date of compliance with this requirement.

2. **Appropriations for Activities or Projects.** The amounts appropriated herein shall be used specifically for the following activities or projects in the indicated amounts and conditions:

New Appropriations, by Programs/Activities/Projects

	Current Operating Expenditures					
	Personnel Services	Maintenance and Other Operating Expenses	Capital Outlays	Total		
REGULAR PROGRAMS						
Operations						
ANTI-MONEY LAUNDERING PROGRAM	P	<u>165,695,000</u>	P	<u>18,133,000</u>	P	<u>183,828,000</u>
Implementation of Anti-Money Laundering Program		<u>165,695,000</u>		<u>18,133,000</u>		<u>183,828,000</u>
Sub-total, Operations		<u>165,695,000</u>		<u>18,133,000</u>		<u>183,828,000</u>
TOTAL NEW APPROPRIATIONS	P	<u>165,695,000</u>	P	<u>18,133,000</u>	P	<u>183,828,000</u>

New Appropriations, by Object of Expenditures
(In Thousand Pesos)

Current Operating Expenditures

Maintenance and Other Operating Expenses

Travelling Expenses	5,068
Training and Scholarship Expenses	9,087
Supplies and Materials Expenses	2,348
Utility Expenses	3,497
Communication Expenses	10,527
Confidential, Intelligence and Extraordinary Expenses	
Confidential Expenses	10,000
Professional Services	15,416
General Services	10,606
Repairs and Maintenance	7,751
Taxes, Insurance Premiums and Other Fees	1,410
Other Maintenance and Operating Expenses	
Advertising Expenses	2,400
Printing and Publication Expenses	1,080
Representation Expenses	20,959
Rent/Lease Expenses	4,361
Membership Dues and Contributions to Organizations	3,504
Subscription Expenses	55,019
Other Maintenance and Operating Expenses	2,662

Total Maintenance and Other Operating Expenses 165,695

Total Current Operating Expenditures 165,695

Capital Outlays

Property, Plant and Equipment Outlay	
Machinery and Equipment Outlay	7,940
Transportation Equipment Outlay	2,205
Furniture, Fixtures and Books Outlay	106
Intangible Assets Outlay	7,882

Total Capital Outlays 18,133

TOTAL NEW APPROPRIATIONS 183,828

B. ANTI-RED TAPE AUTHORITY

For general administration and support, and operations, as indicated hereunder P 336,099,000

New Appropriations, by Programs/Projects

	Current Operating Expenditures			
	Personnel Services	Maintenance and Other Operating Expenses	Capital Outlays	Total
A. REGULAR PROGRAMS				
General Administration and Support	P 45,444,000	P 98,496,000	P 49,316,000	P 193,256,000

Operations	<u>66,890,000</u>	<u>75,953,000</u>	<u>142,843,000</u>
EASE OF DOING BUSINESS AND EFFICIENT DELIVERY OF GOVERNMENT SERVICES PROGRAM	<u>66,890,000</u>	<u>75,953,000</u>	<u>142,843,000</u>
TOTAL NEW APPROPRIATIONS	P <u>112,334,000</u>	P <u>174,449,000</u>	P <u>49,316,000</u> P <u>336,099,000</u>

Special Provision(s)

1. **Reporting and Posting Requirements.** The Anti-Red Tape Authority (ARTA) shall submit quarterly reports on its financial and physical accomplishments, within thirty (30) days after the end of every quarter, through the following:

- (a) URS or other electronic means for reports not covered by the URS; and
- (b) ARTA's website.

The ARTA shall send written notice when said reports have been submitted or posted on its website to the DBM, House of Representatives, Senate of the Philippines, House Committee on Appropriations, Senate Committee on Finance, and other offices where the submission of reports is required under existing laws, rules and regulations. The date of notice to said agencies shall be considered the date of compliance with this requirement.

2. **Appropriations for Activities or Projects.** The amounts appropriated herein shall be used specifically for the following activities or projects in the indicated amounts and conditions:

New Appropriations, by Programs/Activities/Projects

	Current Operating Expenditures			
	Personnel Services	Maintenance and Other Operating Expenses	Capital Outlays	Total
REGULAR PROGRAMS				
General Administration and Support	P <u>45,444,000</u>	P <u>98,496,000</u>	P <u>49,316,000</u>	P <u>193,256,000</u>
General Management and Supervision	<u>45,444,000</u>	<u>98,496,000</u>	<u>49,316,000</u>	<u>193,256,000</u>
Sub-total, General Administration and Support	<u>45,444,000</u>	<u>98,496,000</u>	<u>49,316,000</u>	<u>193,256,000</u>
Operations				
EASE OF DOING BUSINESS AND EFFICIENT DELIVERY OF GOVERNMENT SERVICES PROGRAM	<u>66,890,000</u>	<u>75,953,000</u>		<u>142,843,000</u>
Monitor and Evaluate Compliance to R.A. 11032	<u>26,125,000</u>	<u>28,565,000</u>		<u>54,690,000</u>
Institutionalize Regulatory Management System and EODB Reforms	<u>23,153,000</u>	<u>28,751,000</u>		<u>51,904,000</u>
Provide Legal Services and Public Assistance	<u>17,612,000</u>	<u>18,637,000</u>		<u>36,249,000</u>
Sub-total, Operations	<u>66,890,000</u>	<u>75,953,000</u>		<u>142,843,000</u>
TOTAL NEW APPROPRIATIONS	P <u>112,334,000</u>	P <u>174,449,000</u>	P <u>49,316,000</u>	P <u>336,099,000</u>

New Appropriations, by Object of Expenditures

(In Thousand Pesos)

Current Operating Expenditures

Personnel Services

Civilian Personnel

Permanent Positions

Basic Salary

86,926

Total Permanent Positions	86,926
Other Compensation Common to All	
Personnel Economic Relief Allowance	2,904
Representation Allowance	1,902
Transportation Allowance	1,902
Clothing and Uniform Allowance	726
Mid-Year Bonus - Civilian	7,244
Year End Bonus	7,244
Cash Gift	605
Productivity Enhancement Incentive	605
Step Increment	218
Total Other Compensation Common to All	23,350
Other Benefits	
PAG-IBIG Contributions	145
PhilHealth Contributions	1,768
Employees Compensation Insurance Premiums	145
Total Other Benefits	2,058
Total Personnel Services	112,334
Maintenance and Other Operating Expenses	
Travelling Expenses	4,109
Training and Scholarship Expenses	13,648
Supplies and Materials Expenses	12,749
Utility Expenses	7,400
Communication Expenses	8,970
Awards/Rewards and Prizes	6,500
Confidential, Intelligence and Extraordinary Expenses	
Extraordinary and Miscellaneous Expenses	1,762
Professional Services	35,419
General Services	2,304
Repairs and Maintenance	1,620
Taxes, Insurance Premiums and Other Fees	678
Other Maintenance and Operating Expenses	
Advertising Expenses	244
Printing and Publication Expenses	7,852
Representation Expenses	7,158
Rent/Lease Expenses	34,323
Subscription Expenses	1,793
Other Maintenance and Operating Expenses	27,920
Total Maintenance and Other Operating Expenses	174,449
Total Current Operating Expenditures	286,783
Capital Outlays	
Property, Plant and Equipment Outlay	
Machinery and Equipment Outlay	10,036
Transportation Equipment Outlay	37,280
Furniture, Fixtures and Book Outlay	2,000
Total Capital Outlays	49,316

TOTAL NEW APPROPRIATIONS

336,099

C. CLIMATE CHANGE COMMISSION

For general administration and support, and operations, as indicated hereunder P 128,210,000

New Appropriations, by Programs/Projects

	Current Operating Expenditures			Total
	Personnel Services	Maintenance and Other Operating Expenses	Capital Outlays	
A. REGULAR PROGRAMS				
General Administration and Support	P 35,873,000	P 36,365,000		P 72,238,000
Operations	12,321,000	43,651,000		55,972,000
CLIMATE CHANGE POLICY AND ADVISORY PROGRAM	7,905,000	41,375,000		49,280,000
RESEARCH AND DEVELOPMENT MANAGEMENT PROGRAM	4,416,000	2,276,000		6,692,000
TOTAL NEW APPROPRIATIONS	P 48,194,000	P 80,016,000		P 128,210,000

Special Provision(s)

1. **Technical Assistance and Capacity Building on Climate Risk Assessment and Development of Climate Change Adaptation and Mitigation Policies, Plans and Programs.** The Climate Change Commission (CCC), pursuant to its mandate, shall extend the necessary technical and capacity building assistance to all agencies of the government and LGUs in the conduct of climate risk assessment and in the development of climate change adaptation and mitigation policies, plans and programs. For this purpose, the CCC may also utilize the services of the international experts under the country's official development assistance portfolio.

2. **Reporting and Posting Requirements.** The CCC shall submit quarterly reports on its financial and physical accomplishments, within thirty (30) days after the end of every quarter, through the following:

- (a) URS or other electronic means for reports not covered by the URS; and
- (b) CCC's website.

The CCC shall send written notice when said reports have been submitted or posted on its website to the DBM, House of Representatives, Senate of the Philippines, House Committee on Appropriations, Senate Committee on Finance and other offices where the submission of reports is required under existing laws, rules and regulations. The date of notice to said agencies shall be considered the date of compliance with this requirement.

3. **Appropriations for Activities or Projects.** The amounts appropriated herein shall be used specifically for the following activities or projects in the indicated amounts and conditions:

New Appropriations, by Programs/Activities/Projects

	Current Operating Expenditures			Total
	Personnel Services	Maintenance and Other Operating Expenses	Capital Outlays	
REGULAR PROGRAMS				
General Administration and Support				
General Management and Supervision	P 35,873,000	P 36,365,000		P 72,238,000
Sub-total, General Administration and Support	35,873,000	36,365,000		72,238,000

Operations

CLIMATE CHANGE POLICY AND ADVISORY PROGRAM	7,905,000	41,375,000	49,280,000
Coordination meetings with stakeholders	2,939,000	9,582,000	12,521,000
Policy Development	1,065,000	13,214,000	14,279,000
Community Liaison	3,901,000	10,928,000	14,829,000
Training course development		432,000	432,000
Production of training and information materials/knowledge management		4,061,000	4,061,000
Delivery of training workshops		3,158,000	3,158,000
RESEARCH AND DEVELOPMENT MANAGEMENT PROGRAM	4,416,000	2,276,000	6,692,000
Review of project proposals	4,416,000	1,677,000	6,093,000
Monitoring of research projects-in-progress		96,000	96,000
Publication and dissemination of results of completed projects		503,000	503,000
Sub-total, Operations	12,321,000	43,651,000	55,972,000
TOTAL NEW APPROPRIATIONS	P 48,194,000	P 80,016,000	P 128,210,000

New Appropriations, by Object of Expenditures
(In Thousand Pesos)

Current Operating Expenditures

Personnel Services

Civilian Personnel

Permanent Positions

Basic Salary	37,331
--------------	--------

Total Permanent Positions	37,331
---------------------------	--------

Other Compensation Common to All

Personnel Economic Relief Allowance	1,368
Representation Allowance	684
Transportation Allowance	684
Clothing and Uniform Allowance	342
Mid-Year Bonus - Civilian	3,112
Year End Bonus	3,112
Cash Gift	285
Productivity Enhancement Incentive	285
Step Increment	94

Total Other Compensation Common to All	9,966
--	-------

Other Benefits	
PAG-IBIG Contributions	68
PhilHealth Contributions	761
Employees Compensation Insurance Premiums	68
Total Other Benefits	897
Total Personnel Services	48,194
Maintenance and Other Operating Expenses	
Travelling Expenses	8,156
Training and Scholarship Expenses	2,689
Supplies and Materials Expenses	2,570
Utility Expenses	1,114
Communication Expenses	1,930
Confidential, Intelligence and Extraordinary Expenses	
Extraordinary and Miscellaneous Expenses	900
Professional Services	24,013
General Services	3,975
Repairs and Maintenance	600
Taxes, Insurance Premiums and Other Fees	271
Other Maintenance and Operating Expenses	
Advertising Expenses	30
Printing and Publication Expenses	1,017
Representation Expenses	12,557
Rent/Lease Expenses	16,716
Subscription Expenses	640
Other Maintenance and Operating Expenses	2,838
Total Maintenance and Other Operating Expenses	80,016
Total Current Operating Expenditures	128,210
TOTAL NEW APPROPRIATIONS	128,210

D. COMMISSION ON FILIPINOS OVERSEAS

For general administration and support, and operations, including locally-funded project(s), as indicated hereunder P 181,017,000

New Appropriations, by Programs/Projects

	Current Operating Expenditures			
	Personnel Services	Maintenance and Other Operating Expenses	Capital Outlays	Total
A. REGULAR PROGRAMS				
General Administration and Support	P 19,202,000	P 40,876,000	P 8,670,000	P 68,748,000
Operations	33,409,000	30,977,000		64,386,000
OVERSEAS FILIPINO WELFARE PROGRAM	33,409,000	30,977,000		64,386,000
Total, Regular Programs	52,611,000	71,853,000	8,670,000	133,134,000

B. PROJECT(S)

Locally-Funded Project(s)		<u>41,161,000</u>	<u>6,722,000</u>	<u>47,883,000</u>				
Total, Project(s)		<u>41,161,000</u>	<u>6,722,000</u>	<u>47,883,000</u>				
TOTAL NEW APPROPRIATIONS	P	<u>52,611,000</u>	P	<u>113,014,000</u>	P	<u>15,392,000</u>	P	<u>181,017,000</u>

Special Provision(s)

1. **Reporting and Posting Requirements.** The Commission on Filipinos Overseas (CFO) shall submit quarterly reports on its financial and physical accomplishments, within thirty (30) days after the end of every quarter, through the following:

- (a) URS or other electronic means for reports not covered by the URS; and
- (b) CFO's website.

The CFO shall send written notice when said reports have been submitted or posted on its website to the DBM, House of Representatives, Senate of the Philippines, House Committee on Appropriations, Senate Committee on Finance, and other offices where the submission of reports is required under existing laws, rules and regulations. The date of notice to said agencies shall be considered the date of compliance with this requirement.

2. **Appropriations for Activities or Projects.** The amounts appropriated herein shall be used specifically for the following activities or projects in the indicated amounts and conditions:

New Appropriations, by Programs/Activities/Projects

	Current Operating Expenditures			
	Personnel Services	Maintenance and Other Operating Expenses	Capital Outlays	Total
REGULAR PROGRAMS				
General Administration and Support				
General Management and Supervision	P 19,062,000	P 40,876,000	P 8,670,000	P 68,608,000
Administration of Personnel Benefits	140,000			140,000
Sub-total, General Administration and Support	19,202,000	40,876,000	8,670,000	68,748,000
Operations				
OVERSEAS FILIPINO WELFARE PROGRAM	33,409,000	30,977,000		64,386,000
Policy formulation, coordination, plan implementation of the Filipinos overseas program	33,409,000	30,977,000		64,386,000
Sub-total, Operations	33,409,000	30,977,000		64,386,000
Total, Programs	52,611,000	71,853,000	8,670,000	133,134,000

PROJECT(S)

Locally-Funded Project(s)

BaLinkBayan Portal		18,011,000	2,140,000	20,151,000
CFO Information System Improvement Project (CFO-ISIP)		23,150,000	4,582,000	27,732,000

Sub-total, Locally-Funded Project(s)		<u>41,161,000</u>	<u>6,722,000</u>	<u>47,883,000</u>
Total, Project(s)		<u>41,161,000</u>	<u>6,722,000</u>	<u>47,883,000</u>
TOTAL NEW APPROPRIATIONS	P	<u>52,611,000</u>	P	<u>113,014,000</u>
			P	<u>15,392,000</u>
				<u>181,017,000</u>

New Appropriations, by Object of Expenditures
(In Thousand Pesos)

Current Operating Expenditures

Personnel Services

Civilian Personnel

Permanent Positions

Basic Salary		<u>40,741</u>
--------------	--	---------------

Total Permanent Positions		<u>40,741</u>
---------------------------	--	---------------

Other Compensation Common to All

Personnel Economic Relief Allowance	1,656
Representation Allowance	510
Transportation Allowance	510
Clothing and Uniform Allowance	414
Mid-Year Bonus - Civilian	3,395
Year End Bonus	3,395
Cash Gift	345
Productivity Enhancement Incentive	345
Step Increment	<u>102</u>

Total Other Compensation Common to All	<u>10,672</u>
--	---------------

Other Benefits

PAG-IBIG Contributions	83
PhilHealth Contributions	847
Employees Compensation Insurance Premiums	83
Loyalty Award - Civilian	45
Terminal Leave	<u>140</u>

Total Other Benefits	<u>1,198</u>
----------------------	--------------

Total Personnel Services	<u>52,611</u>
--------------------------	---------------

Maintenance and Other Operating Expenses

Travelling Expenses	2,870
Training and Scholarship Expenses	9,730
Supplies and Materials Expenses	10,600
Utility Expenses	4,430
Communication Expenses	17,025
Confidential, Intelligence and Extraordinary Expenses	
Extraordinary and Miscellaneous Expenses	552
Professional Services	<u>16,790</u>

General Services	2,402
Repairs and Maintenance	3,950
Taxes, Insurance Premiums and Other Fees	200
Other Maintenance and Operating Expenses	
Advertising Expenses	200
Printing and Publication Expenses	2,500
Representation Expenses	340
Rent/Lease Expenses	18,300
Subscription Expenses	4,015
Other Maintenance and Operating Expenses	19,110
Total Maintenance and Other Operating Expenses	113,014
Total Current Operating Expenditures	165,625
Capital Outlays	
Property, Plant and Equipment Outlay	
Machinery and Equipment Outlay	12,392
Transportation Equipment Outlay	3,000
Total Capital Outlays	15,392
TOTAL NEW APPROPRIATIONS	181,017

E. COMMISSION ON HIGHER EDUCATION

For general administration and support, support to operations, and operations, including locally-funded project(s), as indicated hereunder . . . P 30,887,893,000

New Appropriations, by Programs/Projects

	Current Operating Expenditures			Total
	Personnel Services	Maintenance and Other Operating Expenses	Capital Outlays	
A. REGULAR PROGRAMS				
General Administration and Support	P 80,549,000	P 41,811,000	P	122,360,000
Support to Operations	12,428,000	1,656,000		14,084,000
Operations	<u>375,580,000</u>	<u>28,773,369,000</u>		<u>29,148,949,000</u>
HIGHER EDUCATION REGULATION PROGRAM	335,063,000	132,809,000		467,872,000
HIGHER EDUCATION DEVELOPMENT PROGRAM	<u>40,517,000</u>	<u>28,640,560,000</u>		<u>28,681,077,000</u>
Total, Regular Programs	<u>468,557,000</u>	<u>28,816,836,000</u>		<u>29,285,393,000</u>
B. PROJECT(S)				
Locally-Funded Project(s)		<u>1,502,500,000</u>	<u>100,000,000</u>	<u>1,602,500,000</u>

Total, Project(s)		1,502,500,000	100,000,000	1,602,500,000
TOTAL NEW APPROPRIATIONS	P	<u>468,557,000</u>	P <u>30,319,336,000</u>	P <u>100,000,000</u> P <u>30,887,893,000</u>

Special Provision(s)

1. **Higher Education Development Fund.** In addition to the amounts appropriated herein, Seven Hundred Ninety Nine Million Ninety Eight Thousand Pesos (P799,098,000) shall be used for the MOOE requirements of the Commission, sourced from the following in accordance with Section 10 of R.A. No. 7722:

- (i) Travel tax collections of the Tourism Infrastructure and Enterprise Zone Authority;
- (ii) Sales from the lotto operations of PCSO; and
- (iii) Collections of the Professional Regulation Commission.

Release of funds shall be subject to the submission of a Special Budget pursuant to Section 35, Chapter 5, Book VI of E.O. 292, s. 1987.

In the overall programming of Higher Education Development Fund, the CHED shall ensure that the full requirements of existing scholars are considered to guarantee their continuing funding. The CHED shall likewise prioritize courses aligned with global innovation platforms of Science, Technology, Engineering, Agri-fisheries and Mathematics (STEAM), as well as the priorities of the government in key growth areas, such as semiconductor and electronics, business process outsourcing, tourism, general infrastructure and other priority manufacturing industries in the grant of scholarships.

2. **Rationalization of State Universities and Colleges (SUCs) Programs and Course Offerings.** The CHED shall evaluate and rationalize all existing programs and course offerings of the SUCs to ensure that they are directly aligned with the SUC's core mandate, consistent with its supervisory and regulatory functions. The CHED shall likewise evaluate requests for the opening of new programs and course offerings if they are within the core mandate of the SUCs or fall under the fields of STEAM, which are considered as engines of agro-industrial growth.

3. **Universal Access to Quality Tertiary Education.** The amount appropriated herein for the Universal Access to Quality Tertiary Education (UAQTE) lodged with the Commission on Higher Education shall be used to cover the cost of tertiary education for all Filipino students enrolled in local universities and colleges (LUCs) and private higher education institutions (HEIs) pursuant to R.A. No. 10931 and its IRR. The funding for newly approved CHED-recognized LUCs within the Fiscal Year 2023 shall be included in the succeeding fiscal year, subject to availability of funds. In no case shall more than one percent (1%) of the amount for tertiary education subsidy and student loan program be used as administrative cost.

The Unified Student Financial Assistance System for Tertiary Education (UniFAST) Board shall administer the amount appropriated herein which shall cover tuition and other school fees for FY 2023.

The free higher education program of the UAQTE intended for SUCs shall be lodged in their respective budgets. The implementation of Tertiary Education Subsidy (TES) shall cover the existing or ongoing grantees under the Tulong Dunong Program, as well as the grant of financial assistance to deserving new students which shall be managed by UniFAST under CHED: Provided, That a duly issued certificate of indigency from the barangay concerned shall be a sufficient proof of income document in the grant of the Tulong Dunong Program-Tertiary Education Subsidy. A list of participating HEIs in the TES shall be posted in the UniFAST website.

Release of funds shall be subject to the submission of Special Budget pursuant to Section 35, Chapter 5, Book VI of E.O. No. 292.

4. **Tulong Dunong Program.** The amount appropriated herein shall be used for the grant of financial assistance to deserving and qualified students. In no case shall more than one percent (1%) of said amount be used for administrative expenses.

5. **Free Higher Education (FHE) in Local Universities and Colleges (LUCs).** The amount required for the implementation of the FHE Program, as determined by the respective governing boards of LUCs based on the actual number of enrollees for each academic year, shall be immediately released to such LUCs: Provided, That such determination of the actual number of enrollees and the amount to be reimbursed shall be subject to the validation of CHED.

6. **Scholarship Grants for Dependents of Sugar Industry Workers.** The amount of Sixty Five Million One Hundred Forty Seven Thousand Pesos (P65,147,000) under Provision of assistance and incentives, scholarships and grants through Student Financial Assistance Programs shall be used as scholarship grants for dependents of sugar industry workers and small farmers pursuant to R.A. No. 10659.

7. **Agriculture and Fisheries Modernization Program.** The amount of Fifteen Million Three Hundred Ninety Seven Thousand Pesos (P15,397,000) appropriated herein under the Development of standards of excellence for higher education programs and institutions shall be used in support of the programs and projects under the Agriculture and Fisheries Modernization Program.

8. **Seed Fund for Development of Medical Schools in SUCs.** The amount of Two Hundred Fifty Million Pesos (P250,000,000) appropriated herein shall be used to assist State Universities and Colleges that are offering medical degree programs in the development of instructional materials, upgrading of library, ICT and laboratory facilities and capacity building activities: Provided, That SUCs that are newly authorized to offer medical degree programs without appropriations under this Act shall be prioritized in the implementation of this program.

9. **Reporting and Posting Requirements.** The CHED shall submit quarterly reports on its financial and physical accomplishments, within thirty (30) days after the end of every quarter, through the following:

- (a) URS or other electronic means for reports not covered by the URS; and
- (b) CHED's website.

The CHED shall send written notice when said reports have been submitted or posted on its website to the DBM, House of Representatives, Senate of the Philippines, House Committee on Appropriations, Senate Committee on Finance, and other offices where the submission of reports is required under existing laws, rules and regulations. The date of notice to said agencies shall be considered the date of compliance with this requirement.

10. **Appropriations for Activities or Projects.** The amounts appropriated herein shall be used specifically for the following activities or projects in the indicated amounts and conditions:

New Appropriations, by Programs/Activities/Projects

	Current Operating Expenditures			
	Personnel Services	Maintenance and Other Operating Expenses	Capital Outlays	Total
REGULAR PROGRAMS				
General Administration and Support				
General Management and Supervision	P 64,110,000	P 40,397,000	P	P 104,507,000
National Capital Region (NCR)	64,110,000	40,397,000		104,507,000
Central Office	64,110,000	40,397,000		104,507,000
Administration of Personnel Benefits	8,925,000			8,925,000
National Capital Region (NCR)	4,228,000			4,228,000
Central Office	4,052,000			4,052,000
Regional Office - NCR	176,000			176,000
Cordillera Administrative Region (CAR)	221,000			221,000
Regional Office - CAR	221,000			221,000
Region III - Central Luzon	1,009,000			1,009,000
Regional Office - III	1,009,000			1,009,000
Region IVA - CALABARZON	285,000			285,000
Regional Office - IVA	285,000			285,000
Region IVB - MIMAROPA	1,243,000			1,243,000
Regional Office - IVB	1,243,000			1,243,000
Region XIII - CARAGA	1,939,000			1,939,000
Regional Office - XIII	1,939,000			1,939,000
Management of receipts and payments in relation to Higher Education Development Fund	7,514,000	1,414,000		8,928,000
National Capital Region (NCR)	7,514,000	1,414,000		8,928,000
Central Office	7,514,000	1,414,000		8,928,000
Sub-total, General Administration and Support	80,549,000	41,811,000		122,360,000
Support to Operations				
Provision of Legal Service	12,428,000	1,656,000		14,084,000

National Capital Region (NCR)	<u>12,428,000</u>	<u>1,656,000</u>	<u>14,084,000</u>
Central Office	<u>12,428,000</u>	<u>1,656,000</u>	<u>14,084,000</u>
Sub-total, Support to Operations	<u>12,428,000</u>	<u>1,656,000</u>	<u>14,084,000</u>
Operations			
HIGHER EDUCATION REGULATION PROGRAM	<u>335,063,000</u>	<u>132,809,000</u>	<u>467,872,000</u>
Monitoring and evaluation of performance of higher education programs	<u>273,527,000</u>	<u>80,443,000</u>	<u>353,970,000</u>
National Capital Region (NCR)	<u>20,858,000</u>	<u>10,197,000</u>	<u>31,055,000</u>
Regional Office - NCR	<u>20,858,000</u>	<u>10,197,000</u>	<u>31,055,000</u>
Region I - Ilocos	<u>16,840,000</u>	<u>5,019,000</u>	<u>21,859,000</u>
Regional Office - I	<u>16,840,000</u>	<u>5,019,000</u>	<u>21,859,000</u>
Cordillera Administrative Region (CAR)	<u>18,886,000</u>	<u>3,734,000</u>	<u>22,620,000</u>
Regional Office - CAR	<u>18,886,000</u>	<u>3,734,000</u>	<u>22,620,000</u>
Region II - Cagayan Valley	<u>15,343,000</u>	<u>3,404,000</u>	<u>18,747,000</u>
Regional Office - II	<u>15,343,000</u>	<u>3,404,000</u>	<u>18,747,000</u>
Region III - Central Luzon	<u>17,973,000</u>	<u>3,615,000</u>	<u>21,588,000</u>
Regional Office - III	<u>17,973,000</u>	<u>3,615,000</u>	<u>21,588,000</u>
Region IVA - CALABARZON	<u>19,205,000</u>	<u>4,577,000</u>	<u>23,782,000</u>
Regional Office - IVA	<u>19,205,000</u>	<u>4,577,000</u>	<u>23,782,000</u>
Region IVB - MIMAROPA	<u>11,500,000</u>	<u>3,026,000</u>	<u>14,526,000</u>
Regional Office - IVB	<u>11,500,000</u>	<u>3,026,000</u>	<u>14,526,000</u>
Region V - Bicol	<u>17,371,000</u>	<u>3,895,000</u>	<u>21,266,000</u>
Regional Office - V	<u>17,371,000</u>	<u>3,895,000</u>	<u>21,266,000</u>
Region VI - Western Visayas	<u>21,627,000</u>	<u>4,161,000</u>	<u>25,788,000</u>
Regional Office - VI	<u>21,627,000</u>	<u>4,161,000</u>	<u>25,788,000</u>
Region VII - Central Visayas	<u>20,462,000</u>	<u>6,147,000</u>	<u>26,609,000</u>
Regional Office - VII	<u>20,462,000</u>	<u>6,147,000</u>	<u>26,609,000</u>
Region VIII - Eastern Visayas	<u>17,675,000</u>	<u>14,201,000</u>	<u>31,876,000</u>
Regional Office - VIII	<u>17,675,000</u>	<u>14,201,000</u>	<u>31,876,000</u>
Region IX - Zamboanga Peninsula	<u>15,110,000</u>	<u>3,774,000</u>	<u>18,884,000</u>
Regional Office - IX	<u>15,110,000</u>	<u>3,774,000</u>	<u>18,884,000</u>

Region X - Northern Mindanao	<u>16,237,000</u>	<u>4,210,000</u>	<u>20,447,000</u>
Regional Office - X	16,237,000	4,210,000	20,447,000
Region XI - Davao	<u>15,347,000</u>	<u>3,437,000</u>	<u>18,784,000</u>
Regional Office - XI	15,347,000	3,437,000	18,784,000
Region XII - SOCCSKSARGEN	<u>16,596,000</u>	<u>3,290,000</u>	<u>19,886,000</u>
Regional Office - XII	16,596,000	3,290,000	19,886,000
Region XIII - CARAGA	<u>12,497,000</u>	<u>3,756,000</u>	<u>16,253,000</u>
Regional Office - XIII	12,497,000	3,756,000	16,253,000
Development of standards of excellence for higher education programs and institutions	<u>48,880,000</u>	<u>46,907,000</u>	<u>95,787,000</u>
National Capital Region (NCR)	<u>48,880,000</u>	<u>46,907,000</u>	<u>95,787,000</u>
Central Office	48,880,000	46,907,000	95,787,000
Development of standards and monitoring of Expanded Tertiary Education Equivalency Accreditation Program (ETEEAP) and Ladderized Education Program and other non-conventional higher education programs	<u>1,542,000</u>	<u>2,819,000</u>	<u>4,361,000</u>
National Capital Region (NCR)	<u>1,542,000</u>	<u>2,819,000</u>	<u>4,361,000</u>
Central Office	1,542,000	2,819,000	4,361,000
Provision of appropriate incentives to quality HEIs and programs	<u>11,114,000</u>	<u>2,640,000</u>	<u>13,754,000</u>
National Capital Region (NCR)	<u>11,114,000</u>	<u>2,640,000</u>	<u>13,754,000</u>
Central Office	11,114,000	2,640,000	13,754,000
HIGHER EDUCATION DEVELOPMENT PROGRAM	<u>40,517,000</u>	<u>28,640,560,000</u>	<u>28,681,077,000</u>
Formulation of higher education plans, directions, priorities and policies	<u>20,938,000</u>	<u>27,538,000</u>	<u>48,476,000</u>
National Capital Region (NCR)	<u>20,938,000</u>	<u>27,538,000</u>	<u>48,476,000</u>
Central Office	20,938,000	27,538,000	48,476,000
Development of strategies and schemes to establish linkages with international institutions of higher learning	<u>6,130,000</u>	<u>3,975,000</u>	<u>10,105,000</u>
National Capital Region (NCR)	<u>6,130,000</u>	<u>3,975,000</u>	<u>10,105,000</u>
Central Office	6,130,000	3,975,000	10,105,000
Provision of assistance and incentives, scholarships and grants through Student Financial Assistance Programs		<u>1,516,929,000</u>	<u>1,516,929,000</u>

National Capital Region (NCR)		<u>1,516,929,000</u>	<u>1,516,929,000</u>
Central Office		1,516,929,000	1,516,929,000
Formulation of policies and guidelines on student affairs and provision of student services	<u>10,109,000</u>	<u>16,647,000</u>	<u>26,756,000</u>
National Capital Region (NCR)	<u>10,109,000</u>	<u>16,647,000</u>	<u>26,756,000</u>
Central Office	10,109,000	16,647,000	26,756,000
Development of policies for Unified Student Financial Assistance System in Tertiary Education Program	<u>3,340,000</u>	<u>12,727,000</u>	<u>16,067,000</u>
National Capital Region (NCR)	<u>3,340,000</u>	<u>12,727,000</u>	<u>16,067,000</u>
Central Office	3,340,000	12,727,000	16,067,000
Universal Access to Quality Tertiary Education		<u>25,469,544,000</u>	<u>25,469,544,000</u>
National Capital Region (NCR)		<u>25,469,544,000</u>	<u>25,469,544,000</u>
Central Office		25,469,544,000	25,469,544,000
Tulong Dunong Program		<u>1,093,200,000</u>	<u>1,093,200,000</u>
National Capital Region (NCR)		<u>1,093,200,000</u>	<u>1,093,200,000</u>
Central Office		1,093,200,000	1,093,200,000
Tertiary Education Subsidy		<u>500,000,000</u>	<u>500,000,000</u>
National Capital Region (NCR)		<u>500,000,000</u>	<u>500,000,000</u>
Central Office		<u>500,000,000</u>	<u>500,000,000</u>
Sub-total, Operations	<u>375,580,000</u>	<u>28,773,369,000</u>	<u>29,148,949,000</u>
Total, Regular Programs	<u>468,557,000</u>	<u>28,816,836,000</u>	<u>29,285,393,000</u>

PROJECT(S)

Locally-Funded Project(s)

Subsidy for Tuition Fees of Medical Students in State Universities and Colleges

	<u>167,000,000</u>	<u>167,000,000</u>
--	--------------------	--------------------

National Capital Region (NCR)

	<u>167,000,000</u>	<u>167,000,000</u>
--	--------------------	--------------------

Central Office

	167,000,000	167,000,000
--	-------------	-------------

Financial Assistance for Post Graduate Students

	<u>505,000,000</u>	<u>505,000,000</u>
--	--------------------	--------------------

National Capital Region (NCR)

	<u>505,000,000</u>	<u>505,000,000</u>
--	--------------------	--------------------

Central Office

	505,000,000	505,000,000
--	-------------	-------------

Medical Scholarship and Return Service Program	500,000,000	500,000,000
National Capital Region (NCR)	500,000,000	500,000,000
Central Office	500,000,000	500,000,000
Seed Fund for Development of Medical Schools in State Universities and Colleges (SUCs)	250,000,000	250,000,000
National Capital Region (NCR)	250,000,000	250,000,000
Central Office	250,000,000	250,000,000
Fund for Transnational Higher Education Law	37,500,000	37,500,000
National Capital Region (NCR)	37,500,000	37,500,000
Central Office	37,500,000	37,500,000
Fund for the Institutionalization of Philippine Qualifications Framework in Higher Education	10,000,000	10,000,000
National Capital Region (NCR)	10,000,000	10,000,000
Central Office	10,000,000	10,000,000
Foreign Scholarship Training Program (FSTP) for Military and Civilian Officials of the AFP (Phase II)	26,000,000	26,000,000
National Capital Region (NCR)	26,000,000	26,000,000
Central Office	26,000,000	26,000,000
Universities (Private/Public) ROTC Athletes Recruitment Program	7,000,000	7,000,000
National Capital Region (NCR)	7,000,000	7,000,000
Central Office	7,000,000	7,000,000
Construction of Building - CHED Region VIII	100,000,000	100,000,000
Region VIII - Eastern Visayas	100,000,000	100,000,000
Regional Office - VIII	100,000,000	100,000,000
Sub-total, Locally-Funded Project(s)	1,502,500,000	1,602,500,000
Total, Project(s)	1,502,500,000	1,602,500,000
TOTAL NEW APPROPRIATIONS	P 468,557,000	P 30,319,336,000
<u>New Appropriations, by Object of Expenditures</u> (In Thousand Pesos)		
Current Operating Expenditures		
Personnel Services		
Civilian Personnel		

Permanent Positions	
Basic Salary	355,251
Total Permanent Positions	355,251
Other Compensation Common to All	
Personnel Economic Relief Allowance	12,960
Representation Allowance	6,720
Transportation Allowance	6,720
Clothing and Uniform Allowance	3,240
Honoraria	722
Mid-Year Bonus - Civilian	29,605
Year End Bonus	29,605
Cash Gift	2,700
Productivity Enhancement Incentive	2,700
Step Increment	889
Total Other Compensation Common to All	95,861
Other Benefits	
PAG-IBIG Contributions	648
PhilHealth Contributions	7,224
Employees Compensation Insurance Premiums	648
Terminal Leave	8,925
Total Other Benefits	17,445
Total Personnel Services	468,557
Maintenance and Other Operating Expenses	
Travelling Expenses	39,328
Training and Scholarship Expenses	11,491
Supplies and Materials Expenses	41,345
Utility Expenses	18,446
Communication Expenses	23,108
Awards/Rewards and Prizes	30
Confidential, Intelligence and Extraordinary Expenses	
Extraordinary and Miscellaneous Expenses	5,561
Professional Services	139,246
General Services	21,552
Repairs and Maintenance	4,542
Taxes, Insurance Premiums and Other Fees	4,738
Other Maintenance and Operating Expenses	
Advertising Expenses	120
Printing and Publication Expenses	1,343
Representation Expenses	24,758
Transportation and Delivery Expenses	560
Rent/Lease Expenses	19,937
Membership Dues and Contributions to Organizations	217
Subscription Expenses	2,049
Donations	29,931,863
Other Maintenance and Operating Expenses	29,102
Total Maintenance and Other Operating Expenses	30,319,336
Total Current Operating Expenditures	30,787,893

Capital Outlays	
Property, Plant and Equipment Outlay	
Buildings and Other Structures	100,000
Total Capital Outlays	100,000
TOTAL NEW APPROPRIATIONS	30,887,893

F. COMMISSION ON THE FILIPINO LANGUAGE

For general administration and support, and operations, as indicated hereunder P 80,643,000

New Appropriations, by Programs/Projects

	Current Operating Expenditures			Total
	Personnel Services	Maintenance and Other Operating Expenses	Capital Outlays	
A. REGULAR PROGRAMS				
General Administration and Support	P 7,731,000	P 7,419,000	P	15,150,000
Operations	35,339,000	30,154,000		65,493,000
FILIPINO AND OTHER PHILIPPINE LANGUAGES DEVELOPMENT PROGRAM	35,339,000	30,154,000		65,493,000
TOTAL NEW APPROPRIATIONS	P 43,070,000	P 37,573,000	P	80,643,000

Special Provision(s)

1. **Reporting and Posting Requirements.** The Commission on the Filipino Language (CFL) shall submit quarterly reports on its financial and physical accomplishments, within thirty (30) days after the end of every quarter, through the following:

- (a) URS or other electronic means for reports not covered by the URS; and
- (b) CFL's website.

The CFL shall send written notice when said reports have been submitted or posted on its website to the DBM, House of Representatives, Senate of the Philippines, House Committee on Appropriations, Senate Committee on Finance, and other offices where the submission of reports is required under existing laws, rules and regulations. The date of notice to said agencies shall be considered the date of compliance with this requirement.

2. **Appropriations for Activities or Projects.** The amounts appropriated herein shall be used specifically for the following activities or projects in the indicated amounts and conditions:

New Appropriations, by Programs/Activities/Projects

	Current Operating Expenditures			Total
	Personnel Services	Maintenance and Other Operating Expenses	Capital Outlays	
REGULAR PROGRAMS				
General Administration and Support				
General Management and Supervision	P 7,731,000	P 7,419,000	P	15,150,000
Sub-total, General Administration and Support	7,731,000	7,419,000		15,150,000

Operations

FILIPINO AND OTHER PHILIPPINE LANGUAGES DEVELOPMENT PROGRAM	<u>35,339,000</u>	<u>30,154,000</u>	<u>65,493,000</u>
Policy Advisory on Filipino and other Philippine languages	18,884,000	4,024,000	22,908,000
Promotion and enrichment of Filipino and other Philippine languages	<u>16,455,000</u>	<u>26,130,000</u>	<u>42,585,000</u>
Sub-total, Operations	<u>35,339,000</u>	<u>30,154,000</u>	<u>65,493,000</u>
TOTAL NEW APPROPRIATIONS	P <u>43,070,000</u>	P <u>37,573,000</u>	P <u>80,643,000</u>

New Appropriations, by Object of Expenditures
(In Thousand Pesos)

Current Operating Expenditures

Personnel Services

Civilian Personnel

Permanent Positions

Basic Salary	<u>32,952</u>
--------------	---------------

Total Permanent Positions	<u>32,952</u>
---------------------------	---------------

Other Compensation Common to All

Personnel Economic Relief Allowance	1,152
Representation Allowance	732
Transportation Allowance	732
Clothing and Uniform Allowance	288
Honoraria	360
Mid-Year Bonus - Civilian	2,745
Year End Bonus	2,745
Cash Gift	240
Productivity Enhancement Incentive	240
Step Increment	<u>83</u>

Total Other Compensation Common to All	<u>9,317</u>
--	--------------

Other Benefits

PAG-IBIG Contributions	58
PhilHealth Contributions	635
Employees Compensation Insurance Premiums	58
Loyalty Award - Civilian	<u>50</u>

Total Other Benefits	<u>801</u>
----------------------	------------

Total Personnel Services	<u>43,070</u>
--------------------------	---------------

Maintenance and Other Operating Expenses

Travelling Expenses	5,554
Training and Scholarship Expenses	1,100

Supplies and Materials Expenses	4,156
Utility Expenses	1,600
Communication Expenses	1,310
Awards/Rewards and Prizes	600
Confidential, Intelligence and Extraordinary Expenses	
Extraordinary and Miscellaneous Expenses	600
Professional Services	13,309
General Services	1,500
Repairs and Maintenance	350
Taxes, Insurance Premiums and Other Fees	170
Other Maintenance and Operating Expenses	
Advertising Expenses	1,100
Printing and Publication Expenses	4,000
Representation Expenses	550
Transportation and Delivery Expenses	300
Rent/Lease Expenses	360
Subscription Expenses	290
Other Maintenance and Operating Expenses	724
Total Maintenance and Other Operating Expenses	37,573
Total Current Operating Expenditures	80,643
TOTAL NEW APPROPRIATIONS	80,643

G. DANGEROUS DRUGS BOARD

For general administration and support, support to operations, and operations, including locally-funded project(s), as indicated hereunder . . P 363,658,000

New Appropriations, by Programs/Projects

	Current Operating Expenditures			
	Personnel Services	Maintenance and Other Operating Expenses	Capital Outlays	Total
A. REGULAR PROGRAMS				
General Administration and Support	P 48,405,000	P 29,308,000	P 14,645,000	P 92,358,000
Support to Operations	6,611,000	85,636,000		92,247,000
Operations	<u>22,300,000</u>	<u>94,743,000</u>		<u>117,043,000</u>
DRUG ABUSE PREVENTION AND CONTROL PROGRAM	<u>22,300,000</u>	<u>94,743,000</u>		<u>117,043,000</u>
Total, Programs	<u>77,316,000</u>	<u>209,687,000</u>	<u>14,645,000</u>	<u>301,648,000</u>
B. PROJECT(S)				
Locally-Funded Project(s)		<u>39,160,000</u>	<u>22,850,000</u>	<u>62,010,000</u>
Total, Project(s)		<u>39,160,000</u>	<u>22,850,000</u>	<u>62,010,000</u>
TOTAL NEW APPROPRIATIONS	P <u>77,316,000</u>	P <u>248,847,000</u>	P <u>37,495,000</u>	P <u>363,658,000</u>

Special Provision(s)

1. **Collections for Drug Rehabilitation Activities.** In addition to the amounts appropriated herein, the following shall be the fund sources of the Board and shall be utilized accordingly:

- (a) Twenty five percent (25%) gross receipts from breakage by the Philippine Racing Club, Inc. in accordance with R.A. No. 6632, as amended, the Manila Jockey Club, Inc. pursuant to R.A. No. 6631, as amended, and Metro Manila Turf Club under R.A. No. 7978 for the rehabilitation of drug dependents;
- (b) Ten percent (10%) of unclaimed and forfeited sweepstakes and lotto prizes of the PCSO for the implementation of R.A. No. 9165, except for operating expenses of the Board and other agencies concerned. At least fifty percent (50%) thereof shall be reserved for assistance to government-owned or operated rehabilitation centers; and
- (c) Five Million Pesos (P5,000,000) a month from the national government share in the income of the Philippine Amusement and Gaming Corporation for the establishment, maintenance and operations of drug rehabilitation centers in accordance with Section 87 of R.A. No. 9165.

Release of funds shall be subject to the submission of a Special Budget pursuant to Section 35, Chapter 5, Book VI of E.O. No. 292, s. 1987.

2. **Reporting and Posting Requirements.** The Dangerous Drugs Board (DDB) shall submit quarterly reports on its financial and physical accomplishments, within thirty (30) days after the end of every quarter, through the following:

- (a) URS or other electronic means for reports not covered by the URS; and
- (b) DDB's website.

The DDB shall send written notice when said reports have been submitted or posted on its website to the DBM, House of Representatives, Senate of the Philippines, House Committee on Appropriations, Senate Committee on Finance, and other offices where the submission of reports is required under existing laws, rules and regulations. The date of notice to said agencies shall be considered the date of compliance with this requirement.

3. **Appropriations for Activities or Projects.** The amounts appropriated herein shall be used specifically for the following activities or projects in the indicated amounts or conditions:

New Appropriations, by Programs/Activities/Projects

	Current Operating Expenditures			
	Personnel Services	Maintenance and Other Operating Expenses	Capital Outlays	Total
REGULAR PROGRAMS				
General Administration and Support				
General Management and Supervision	P 47,249,000	P 29,308,000	P 14,645,000	P 91,202,000
Administration of Personnel Benefits	1,156,000			1,156,000
Sub-total, General Administration and Support	48,405,000	29,308,000	14,645,000	92,358,000
Support to Operations				
Program monitoring and evaluation	6,611,000	85,636,000		92,247,000
Sub-total, Support to Operations	6,611,000	85,636,000		92,247,000
Operations				
DRUG ABUSE PREVENTION AND CONTROL PROGRAM	22,300,000	94,743,000		117,043,000
Policy formulation and other issuances through the conduct of surveys / researches / studies on drug related issues and concerns	11,643,000	48,185,000		59,828,000
Development and implementation of advocacies / information programs and production of IEC materials on Drug Abuse Prevention and Control	4,047,000	26,780,000		30,827,000

Conduct of capacity building programs for stakeholders	6,610,000	19,778,000		26,388,000
Sub-total, Operations	22,300,000	94,743,000		117,043,000
Total, Programs	77,316,000	209,687,000	14,645,000	301,648,000

PROJECT(S)

Locally-Funded Project(s)

Enhancement of Integrated Drug Monitoring and Reporting Information System (IDMRIS)		3,510,000		3,510,000
Enhancement of Policy Implementation Information System (PIIS)		11,250,000	20,550,000	31,800,000
Enhancement of Treatment and Rehabilitation Information System (TRIS)		3,000,000		3,000,000
Enhancement of Regulatory Control and Monitoring Information System (RCMIS)		3,900,000		3,900,000
Enhancement of Drug Information Portal		16,500,000	2,300,000	18,800,000
Drug Treatment Monitoring System		250,000		250,000
Electronic Specialized Prescription Information System		750,000		750,000
Sub-total, Locally-Funded Project(s)		39,160,000	22,850,000	62,010,000
Total, Project(s)		39,160,000	22,850,000	62,010,000
TOTAL NEW APPROPRIATIONS	P	77,316,000	P	248,847,000
			P	37,495,000
			P	363,658,000

New Appropriations, by Object of Expenditures
(In Thousand Pesos)

Current Operating Expenditures

Personnel Services

Civilian Personnel

Permanent Positions

Basic Salary	57,521
--------------	--------

Total Permanent Positions	57,521
---------------------------	--------

Other Compensation Common to All

Personnel Economic Relief Allowance	2,616
Representation Allowance	1,044
Transportation Allowance	792
Clothing and Uniform Allowance	654
Mid-Year Bonus - Civilian	4,793
Year End Bonus	4,793
Cash Gift	545

Per Diems	70
Productivity Enhancement Incentive	545
Step Increment	143
Total Other Compensation Common to All	15,995
Other Compensation for Specific Groups	
Magna Carta for Public Health Workers	1,230
Total Other Compensation for Specific Groups	1,230
Other Benefits	
PAG-IBIG Contributions	131
PhilHealth Contributions	1,112
Employees Compensation Insurance Premiums	131
Loyalty Award - Civilian	40
Terminal Leave	1,156
Total Other Benefits	2,570
Total Personnel Services	77,316
Maintenance and Other Operating Expenses	
Travelling Expenses	6,802
Training and Scholarship Expenses	70,141
Supplies and Materials Expenses	12,307
Utility Expenses	10,268
Communication Expenses	6,469
Survey, Research, Exploration and Development Expenses	1,941
Confidential, Intelligence and Extraordinary Expenses	
Extraordinary and Miscellaneous Expenses	1,248
Professional Services	61,337
General Services	8,382
Repairs and Maintenance	2,921
Taxes, Insurance Premiums and Other Fees	695
Other Maintenance and Operating Expenses	
Advertising Expenses	8,963
Printing and Publication Expenses	13,409
Representation Expenses	21,866
Rent/Lease Expenses	10,199
Membership Dues and Contributions to Organizations	70
Subscription Expenses	8,212
Other Maintenance and Operating Expenses	3,617
Total Maintenance and Other Operating Expenses	248,847
Total Current Operating Expenditures	326,163
Capital Outlays	
Property, Plant and Equipment Outlay	
Machinery and Equipment Outlay	37,495
Total Capital Outlays	37,495
TOTAL NEW APPROPRIATIONS	363,658

H. ENERGY REGULATORY COMMISSION

For general administration and support, and operations, as indicated hereunder P 1,027,022,000

New Appropriations, by Programs/Projects

	Current Operating Expenditures			
	Personnel Services	Maintenance and Other Operating Expenses	Capital Outlays	Total
A. REGULAR PROGRAMS				
General Administration and Support	P 105,299,000	P 383,611,000	P 41,902,000	P 530,812,000
Operations	<u>152,993,000</u>	<u>296,673,000</u>	<u>46,544,000</u>	<u>496,210,000</u>
ELECTRIC POWER INDUSTRY REGULATORY PROGRAM	<u>152,993,000</u>	<u>296,673,000</u>	<u>46,544,000</u>	<u>496,210,000</u>
TOTAL NEW APPROPRIATIONS	P <u>258,292,000</u>	P <u>680,284,000</u>	P <u>88,446,000</u>	P <u>1,027,022,000</u>

Special Provision(s)

1. **Digitalization Program.** The amount of Fifteen Million Pesos (P15,000,000), of which Ten Million Pesos (P10,000,000) is for Capital Outlay and Five Million Pesos (P5,000,000) is for Maintenance and Other Operating Expenses, shall be exclusively utilized for the digitalization of monitoring of regulated entities.

2. **Reporting and Posting Requirements.** The Energy Regulatory Commission (ERC) shall submit quarterly reports on its financial and physical accomplishments, within thirty (30) days after the end of every quarter, through the following:

- (a) URS or other electronic means for reports not covered by the URS; and
- (b) ERC's website.

The ERC shall send written notice when said reports have been submitted or posted on its website to the DBM, House of Representatives, Senate of the Philippines, House Committee on Appropriations, Senate Committee on Finance, and other offices where the submission of reports is required under existing laws, rules and regulations. The date of notice to said agencies shall be considered the date of compliance with this requirement.

3. **Appropriations for Activities or Projects.** The amounts appropriated herein shall be used specifically for the following activities or projects in the indicated amounts and conditions:

New Appropriations, by Programs/Activities/Projects

	Current Operating Expenditures			
	Personnel Services	Maintenance and Other Operating Expenses	Capital Outlays	Total
REGULAR PROGRAMS				
General Administration and Support				
General Management and Supervision	P 105,299,000	P 383,611,000	41,902,000	P 530,812,000
Sub-total, General Administration and Support	<u>105,299,000</u>	<u>383,611,000</u>	<u>41,902,000</u>	<u>530,812,000</u>
Operations				
ELECTRIC POWER INDUSTRY REGULATORY PROGRAM	<u>152,993,000</u>	<u>296,673,000</u>	<u>46,544,000</u>	<u>496,210,000</u>
Regulation of energy related industries through screening and registration	42,518,000	150,766,000	10,796,000	204,080,000

Enforcement of rules and regulations	25,688,000	15,191,000		40,879,000
Monitoring of regulated entities	35,111,000	70,791,000	7,051,000	112,953,000
Consumer Education and Protection Program	<u>49,676,000</u>	<u>59,925,000</u>	<u>28,697,000</u>	<u>138,298,000</u>
Sub-total, Operations	<u>152,993,000</u>	<u>296,673,000</u>	<u>46,544,000</u>	<u>496,210,000</u>
TOTAL NEW APPROPRIATIONS	P <u>258,292,000</u>	P <u>680,284,000</u>	<u>88,446,000</u>	P <u>1,027,022,000</u>

New Appropriations, by Object of Expenditures
(In Thousand Pesos)

Current Operating Expenditures

Personnel Services

Civilian Personnel

Permanent Positions

Basic Salary	<u>201,310</u>
--------------	----------------

Total Permanent Positions	<u>201,310</u>
---------------------------	----------------

Other Compensation Common to All

Personnel Economic Relief Allowance	7,560
Representation Allowance	2,664
Transportation Allowance	2,664
Clothing and Uniform Allowance	1,890
Mid-Year Bonus - Civilian	16,776
Year End Bonus	16,776
Cash Gift	1,575
Productivity Enhancement Incentive	1,575
Step Increment	<u>389</u>

Total Other Compensation Common to All	<u>51,869</u>
--	---------------

Other Benefits

PAG-IBIG Contributions	378
PhilHealth Contributions	4,262
Employees Compensation Insurance Premiums	378
Loyalty Award - Civilian	<u>95</u>

Total Other Benefits	<u>5,113</u>
----------------------	--------------

Total Personnel Services	<u>258,292</u>
--------------------------	----------------

Maintenance and Other Operating Expenses

Travelling Expenses	38,924
Training and Scholarship Expenses	91,593
Supplies and Materials Expenses	71,037
Utility Expenses	18,000
Communication Expenses	<u>22,491</u>

Confidential, Intelligence and Extraordinary Expenses	
Extraordinary and Miscellaneous Expenses	2,200
Professional Services	252,208
General Services	21,747
Repairs and Maintenance	7,453
Taxes, Insurance Premiums and Other Fees	1,500
Other Maintenance and Operating Expenses	
Advertising Expenses	4,967
Printing and Publication Expenses	967
Rent/Lease Expenses	114,930
Subscription Expenses	30,984
Other Maintenance and Operating Expenses	1,283
Total Maintenance and Other Operating Expenses	680,284
Total Current Operating Expenditures	938,576
Capital Outlays	
Property, Plant and Equipment Outlay	
Machinery and Equipment Outlay	51,706
Transportation Equipment Outlay	29,782
Furniture, Fixtures and Books Outlay	6,958
Total Capital Outlays	88,446
TOTAL NEW APPROPRIATIONS	1,027,022

I. FILM DEVELOPMENT COUNCIL OF THE PHILIPPINES

For general administration and support, and operations, as indicated hereunder P 306,924,000

New Appropriations, by Programs/Projects

	Current Operating Expenditures			
	Personnel Services	Maintenance and Other Operating Expenses	Capital Outlays	Total
A. REGULAR PROGRAMS				
General Administration and Support	P 10,737,000	P 18,358,000	P	29,095,000
Operations	<u>15,360,000</u>	<u>262,469,000</u>		<u>277,829,000</u>
FILM INDUSTRY PROMOTION AND DEVELOPMENT PROGRAM	14,794,000	239,288,000		254,082,000
FILM HERITAGE PRESERVATION PROGRAM	<u>566,000</u>	<u>23,181,000</u>		<u>23,747,000</u>
TOTAL NEW APPROPRIATIONS	P <u>26,097,000</u>	P <u>280,827,000</u>	P	<u>306,924,000</u>

Special Provision(s)

1. **Reporting and Posting Requirements.** The Film Development Council of the Philippines (FDCP) shall submit quarterly reports on its financial and physical accomplishments, within thirty (30) days after the end of every quarter, through the following:

- (a) URS or other electronic means for reports not covered by the URS; and

(b) FDCP's website.

The FDCP shall send written notice when said reports have been submitted or posted on its website to the DBM, House of Representatives, Senate of the Philippines, House Committee on Appropriations, Senate Committee on Finance, and other offices where the submission of reports is required under existing laws, rules and regulations. The date of notice to said agencies shall be considered the date of compliance with this requirement.

2. **Appropriations for Activities or Projects.** The amounts appropriated herein shall be used specifically for the following activities or projects in the indicated amounts and conditions:

New Appropriations, by Programs/Activities/Projects

	Current Operating Expenditures			
	Personnel Services	Maintenance and Other Operating Expenses	Capital Outlays	Total
REGULAR PROGRAMS				
General Administration and Support				
General Management and Supervision	P 10,737,000	P 18,358,000		P 29,095,000
Sub-total, General Administration and Support	10,737,000	18,358,000		29,095,000
Operations				
FILM INDUSTRY PROMOTION AND DEVELOPMENT PROGRAM	14,794,000	239,288,000		254,082,000
Film industry promotion and development	14,794,000	239,288,000		254,082,000
FILM HERITAGE PRESERVATION PROGRAM	566,000	23,181,000		23,747,000
Film preservation	566,000	23,181,000		23,747,000
Sub-total, Operations	15,360,000	262,469,000		277,829,000
TOTAL NEW APPROPRIATIONS	P 26,097,000	P 280,827,000		P 306,924,000

New Appropriations, by Object of Expenditures
(In Thousand Pesos)

Current Operating Expenditures

Personnel Services

Civilian Personnel

Permanent Positions

Basic Salary

15,615

Total Permanent Positions

15,615

Other Compensation Common to All

Personnel Economic Relief Allowance

576

Representation Allowance

420

Transportation Allowance	420
Clothing and Uniform Allowance	144
Mid-Year Bonus - Civilian	1,301
Year End Bonus	1,301
Cash Gift	120
Productivity Enhancement Incentive	120
Step Increment	38
Total Other Compensation Common to All	4,440
Other Benefits	
PAG-IBIG Contributions	29
PhilHealth Contributions	307
Employees Compensation Insurance Premiums	29
Total Other Benefits	365
Non-Permanent Positions	5,677
Total Personnel Services	26,097
Maintenance and Other Operating Expenses	
Travelling Expenses	49,764
Training and Scholarship Expenses	3,300
Supplies and Materials Expenses	10,636
Utility Expenses	4,205
Communication Expenses	2,906
Confidential, Intelligence and Extraordinary Expenses	
Extraordinary and Miscellaneous Expenses	278
Professional Services	14,430
Repairs and Maintenance	14,830
Financial Assistance/Subsidy	144,634
Taxes, Insurance Premiums and Other Fees	815
Other Maintenance and Operating Expenses	
Advertising Expenses	9,150
Printing and Publication Expenses	250
Representation Expenses	4,814
Transportation and Delivery Expenses	500
Rent/Lease Expenses	8,500
Membership Dues and Contributions to Organizations	388
Subscription Expenses	310
Other Maintenance and Operating Expenses	11,117
Total Maintenance and Other Operating Expenses	280,827
Total Current Operating Expenditures	306,924
TOTAL NEW APPROPRIATIONS	306,924

J. GAMES AND AMUSEMENTS BOARD

For general administration and support, and operations, as indicated hereunder P 139,972,000

New Appropriations, by Programs/Projects

	Current Operating Expenditures			Total
	Personnel Services	Maintenance and Other Operating Expenses	Capital Outlays	
A. REGULAR PROGRAMS				
General Administration and Support	P 37,632,000	P 50,809,000		P 88,441,000
Operations	44,321,000	7,210,000		51,531,000
PROFESSIONAL GAMES AND AMUSEMENTS REGULATORY PROGRAM	44,321,000	7,210,000		51,531,000
TOTAL NEW APPROPRIATIONS	P 81,953,000	P 58,019,000		P 139,972,000

Special Provision(s)

1. **Income from Admission Receipts and Radio, Television and Motion Picture Rights.** In addition to the amounts appropriated herein, Nine Million Five Hundred Thousand Pesos (P9,500,000) shall be used to augment the MOOE of Games and Amusements Board (GAB) sourced from three percent (3%) of the gross gate receipts and income from television, radio and motion picture rights of all professional games under the supervision and regulation of the GAB in accordance with Section 8 of P.D. No. 871.

Release of funds shall be subject to the submission of a Special Budget pursuant to Section 35, Chapter 5, Book VI of E.O. No. 292, s. 1987.

2. **Reporting and Posting Requirements.** The GAB shall submit quarterly reports on its financial and physical accomplishments, within thirty (30) days after the end of every quarter, through the following:

- (a) URS or other electronic means for reports not covered by the URS; and
- (b) GAB's website.

The GAB shall send written notice when said reports have been submitted or posted on its website to the DBM, House of Representatives, Senate of the Philippines, House Committee on Appropriations, Senate Committee on Finance, and other offices where the submission of reports is required under existing laws, rules and regulations. The date of notice to said agencies shall be considered the date of compliance with this requirement.

3. **Appropriations for Activities or Projects.** The amounts appropriated herein shall be used specifically for the following activities or projects in the indicated amounts and conditions:

New Appropriations, by Programs/Activities/Projects

	Current Operating Expenditures			Total
	Personnel Services	Maintenance and Other Operating Expenses	Capital Outlays	
REGULAR PROGRAMS				
General Administration and Support				
General Management and Supervision	P 37,632,000	P 50,809,000		P 88,441,000
Sub-total, General Administration and Support	37,632,000	50,809,000		88,441,000
Operations				
PROFESSIONAL GAMES AND AMUSEMENTS REGULATORY PROGRAM	44,321,000	7,210,000		51,531,000
Supervision of Professional Games and Amusements	26,732,000	6,108,000		32,840,000
Supervision of Betting During Horse Racing	17,589,000	1,102,000		18,691,000

Sub-total, Operations	<u>44,321,000</u>	<u>7,210,000</u>	<u>51,531,000</u>
TOTAL NEW APPROPRIATIONS	P <u>81,953,000</u>	P <u>58,019,000</u>	P <u>139,972,000</u>

New Appropriations, by Object of Expenditures
(In Thousand Pesos)

Current Operating Expenditures

Personnel Services

Civilian Personnel

Permanent Positions

Basic Salary	<u>59,904</u>
--------------	---------------

Total Permanent Positions	<u>59,904</u>
---------------------------	---------------

Other Compensation Common to All

Personnel Economic Relief Allowance	3,336
Representation Allowance	696
Transportation Allowance	696
Clothing and Uniform Allowance	834
Mid-Year Bonus - Civilian	4,991
Year End Bonus	4,991
Cash Gift	695
Productivity Enhancement Incentive	695
Step Increment	<u>150</u>

Total Other Compensation Common to All	<u>17,084</u>
--	---------------

Other Compensation for Specific Groups

Magna Carta for Public Health Workers	<u>579</u>
---------------------------------------	------------

Total Other Compensation for Specific Groups	<u>579</u>
--	------------

Other Benefits

PAG-IBIG Contributions	166
PhilHealth Contributions	1,286
Employees Compensation Insurance Premiums	166
Loyalty Award - Civilian	70
Terminal Leave	<u>687</u>

Total Other Benefits	<u>2,375</u>
----------------------	--------------

Non-Permanent Positions	<u>2,011</u>
-------------------------	--------------

Total Personnel Services	<u>81,953</u>
--------------------------	---------------

Maintenance and Other Operating Expenses

Travelling Expenses	10,000
Training and Scholarship Expenses	2,500

Supplies and Materials Expenses	7,475
Utility Expenses	1,820
Communication Expenses	2,550
Awards, Rewards and Prizes	3,908
Confidential, Intelligence and Extraordinary Expenses	
Confidential Expenses	4,000
Extraordinary and Miscellaneous Expenses	150
Professional Services	4,120
General Services	2,500
Repairs and Maintenance	5,350
Taxes, Insurance Premiums and Other Fees	800
Other Maintenance and Operating Expenses	
Advertising Expenses	3,000
Printing and Publication Expenses	150
Representation Expenses	700
Rent/Lease Expenses	2,900
Subscription Expenses	640
Other Maintenance and Operating Expenses	5,456
Total Maintenance and Other Operating Expenses	58,019
Total Current Operating Expenditures	139,972
TOTAL NEW APPROPRIATIONS	139,972

K. GOVERNANCE COMMISSION FOR GOVERNMENT-OWNED OR CONTROLLED CORPORATIONS

For general administration and support, and operations, as indicated hereunder P 412,701,000

New Appropriations, by Programs/Projects

	Current Operating Expenditures			
	Personnel Services	Maintenance and Other Operating Expenses	Capital Outlays	Total
A. REGULAR PROGRAMS				
General Administration and Support	P 120,322,000	P 122,440,000	P 29,400,000	P 272,162,000
Operations	<u>82,007,000</u>	<u>58,532,000</u>		<u>140,539,000</u>
GOCC REGULATORY PROGRAM	<u>82,007,000</u>	<u>58,532,000</u>		<u>140,539,000</u>
TOTAL NEW APPROPRIATIONS	<u>P 202,329,000</u>	<u>P 180,972,000</u>	<u>P 29,400,000</u>	<u>P 412,701,000</u>

Special Provision(s)

1. **Submission of Annual Report.** The GCG shall submit to the Office of the President, the House of Representatives, the Senate of the Philippines, the House Committee on Appropriations and the Senate Committee on Finance, either in printed form or by way of electronic document, an annual report on the performance of the GOCCs under its coverage pursuant to Section 4 of R.A. No. 10149. Said annual report shall contain the following information on the GOCCs concerned: (i) FY 2023 performance targets and accomplishments; (ii) GCG performance assessment for FY 2023; (iii) summary of year-end financial statements; (iv) dividends remitted to the National Government; and (v) FYs 2022 and 2023 comparative report on basic salaries, allowances, benefits, and incentives received by members of the boards of directors or trustees, officers and personnel of GOCCs.

2. **Reporting and Posting Requirements.** The GCG shall submit quarterly reports on its financial and physical accomplishments, within thirty (30) days after the end of every quarter, through the following:

- URS or other electronic means for reports not covered by the URS; and
- GCG's website.

The GCG shall send written notice when said reports have been submitted or posted on its website to the DBM, House of Representatives, Senate of the Philippines, House Committee on Appropriations, Senate Committee on Finance, and other offices where the submission of reports is required under existing laws, rules and regulations. The date of notice to said agencies shall be considered the date of compliance with this requirement.

3. **Appropriations for Activities or Projects.** The amounts appropriated herein shall be used specifically for the following activities or projects in the indicated amounts and conditions:

New Appropriations, by Programs/Activities/Projects

	Current Operating Expenditures			
	Personnel Services	Maintenance and Other Operating Expenses	Capital Outlays	Total
REGULAR PROGRAMS				
General Administration and Support				
General Management and Supervision	P 120,322,000	P 122,440,000	P 29,400,000	P 272,162,000
Sub-total, General Administration and Support	120,322,000	122,440,000	29,400,000	272,162,000
Operations				
GOCC REGULATORY PROGRAM	82,007,000	58,532,000		140,539,000
CORPORATE STANDARDS SERVICES SUB-PROGRAM	23,810,000	52,675,000		76,485,000
GOCC Compensation and Position Classification Services	8,797,000	49,506,000		58,303,000
GOCC Leadership Management	15,013,000	3,169,000		18,182,000
CORPORATE GOVERNANCE SERVICES SUB-PROGRAM	58,197,000	5,857,000		64,054,000
Performance Monitoring and Evaluation Services	29,058,000	3,179,000		32,237,000
GOCC Rationalization Services	29,139,000	2,678,000		31,817,000
Sub-total, Operations	82,007,000	58,532,000		140,539,000
TOTAL NEW APPROPRIATIONS	P 202,329,000	P 180,972,000	P 29,400,000	P 412,701,000

New Appropriations, by Object of Expenditures
(In Thousand Pesos)

Current Operating Expenditures

Personnel Services

Civilian Personnel

Permanent Positions

Basic Salary	74,874
--------------	--------

Total Permanent Positions	74,874
---------------------------	--------

Other Compensation Common to All

Personnel Economic Relief Allowance	2,064
Representation Allowance	2,304
Transportation Allowance	2,304
Clothing and Uniform Allowance	516
Mid Year Bonus - Civilian	6,238
Year End Bonus	6,238
Cash Gift	430
Productivity Enhancement Incentive	430
Step Increment	187
Total Other Compensation Common to All	20,711
Other Compensation for Specific Groups	
Lump-sum for Filling of Positions - Civilian	105,049
Total Other Compensation for Specific Groups	105,049
Other Benefits	
PAG-IBIG Contributions	103
PhilHealth Contributions	1,489
Employees Compensation Insurance Premiums	103
Total Other Benefits	1,695
Total Personnel Services	202,329
Maintenance and Other Operating Expenses	
Travelling Expenses	3,280
Training and Scholarship Expenses	8,393
Supplies and Materials Expenses	4,329
Utility Expenses	2,220
Communication Expenses	9,011
Confidential, Intelligence and Extraordinary Expenses	
Extraordinary and Miscellaneous Expenses	1,428
Professional Services	50,705
General Services	5,600
Repairs and Maintenance	3,683
Taxes, Insurance Premiums and Other Fees	2,021
Other Maintenance and Operating Expenses	
Advertising Expenses	220
Printing and Publication Expenses	350
Representation Expenses	2,184
Rent/Lease Expenses	34,620
Membership Dues and Contributions to Organizations	10
Subscription Expenses	17,090
Other Maintenance and Operating Expenses	35,828
Total Maintenance and Other Operating Expenses	180,972
Total Current Operating Expenditures	383,301
Capital Outlays	
Property, Plant and Equipment Outlay	
Machinery and Equipment Outlay	19,400
Transportation Equipment Outlay	10,000

Total Capital Outlays	29,400
TOTAL NEW APPROPRIATIONS	412,701

L. MINDANAO DEVELOPMENT AUTHORITY

For general administration and support, support to operations, and operations, as indicated hereunder P 201,249,000

New Appropriations, by Programs/Projects

	Current Operating Expenditures			
	Personnel Services	Maintenance and Other Operating Expenses	Capital Outlays	Total
A. REGULAR PROGRAMS				
General Administration and Support	P 42,377,000	P 31,043,000	P	P 73,420,000
Support to Operations	9,799,000	22,458,000	4,000,000	36,257,000
Operations	<u>30,894,000</u>	<u>55,378,000</u>	<u>5,300,000</u>	<u>91,572,000</u>
MINDANAO DEVELOPMENT PLANNING AND MANAGEMENT PROGRAM	10,580,000	25,537,000	5,300,000	41,417,000
MINDANAO GOVERNANCE AND INSTITUTIONAL SUPPORT PROGRAM	12,825,000	6,644,000		19,469,000
MINDANAO INVESTMENTS PROMOTION PROGRAM	<u>7,489,000</u>	<u>23,197,000</u>		<u>30,686,000</u>
TOTAL NEW APPROPRIATIONS	P <u>83,070,000</u>	P <u>108,879,000</u>	P <u>9,300,000</u>	P <u>201,249,000</u>

Special Provision(s)

1. **Reporting and Posting Requirements.** The Mindanao Development Authority (MinDA) shall submit quarterly reports on its financial and physical accomplishments, within thirty (30) days after the end of every quarter, through the following:

- URS or other electronic means for reports not covered by the URS; and
- MinDA's website.

The MinDA shall send written notice when said reports have been submitted or posted on its website to the DBM, House of Representatives, Senate of the Philippines, House Committee on Appropriations, Senate Committee on Finance, and other offices where the submission of reports is required under existing laws, rules and regulations. The date of notice to said agencies shall be considered the date of compliance with this requirement.

2. **Appropriations for Activities or Projects.** The amounts appropriated herein shall be used specifically for the following activities or projects in the indicated amounts and conditions:

New Appropriations, by Programs/Activities/Projects

	Current Operating Expenditures			
	Personnel Services	Maintenance and Other Operating Expenses	Capital Outlays	Total
REGULAR PROGRAMS				
General Administration and Support				
General Management and Supervision	P <u>42,377,000</u>	P <u>31,043,000</u>	P	P <u>73,420,000</u>
Sub-total, General Administration and Support	<u>42,377,000</u>	<u>31,043,000</u>		<u>73,420,000</u>

Support to Operations

Performance management/ Operations Audit Service (OAS)		3,642,000		3,642,000
Technical support on program communication and knowledge management	8,597,000	18,537,000	4,000,000	31,134,000
Legal Services	<u>1,202,000</u>	<u>279,000</u>		<u>1,481,000</u>
Sub-total, Support to Operations	<u>9,799,000</u>	<u>22,458,000</u>	<u>4,000,000</u>	<u>36,257,000</u>

Operations

MINDANAO DEVELOPMENT PLANNING AND MANAGEMENT PROGRAM	<u>10,580,000</u>	<u>25,537,000</u>	<u>5,300,000</u>	<u>41,417,000</u>
Planning and policy development	7,526,000	6,311,000		13,837,000
Project development and resource generation	3,054,000	19,226,000	5,300,000	27,580,000
MINDANAO GOVERNANCE AND INSTITUTIONAL SUPPORT PROGRAM	<u>12,825,000</u>	<u>6,644,000</u>		<u>19,469,000</u>
Institutional strengthening	12,825,000	6,644,000		19,469,000
MINDANAO INVESTMENTS PROMOTION PROGRAM	<u>7,489,000</u>	<u>23,197,000</u>		<u>30,686,000</u>
Investment promotion	3,867,000	17,475,000		21,342,000
BIMP-EAGA and other International trade cooperations	<u>3,622,000</u>	<u>5,722,000</u>		<u>9,344,000</u>
Sub-total, Operations	<u>30,894,000</u>	<u>55,378,000</u>	<u>5,300,000</u>	<u>91,572,000</u>
TOTAL NEW APPROPRIATIONS	P <u>83,070,000</u>	P <u>108,879,000</u>	P <u>9,300,000</u>	P <u>201,249,000</u>

New Appropriations, by Object of Expenditures
(In Thousand Pesos)

Current Operating Expenditures

Personnel Services

Civilian Personnel

Permanent Positions

Basic Salary	<u>63,999</u>
Total Permanent Positions	<u>63,999</u>

Other Compensation Common to All

Personnel Economic Relief Allowance	2,232
Representation Allowance	1,506
Transportation Allowance	1,506
Clothing and Uniform Allowance	558
Mid-Year Bonus - Civilian	5,333
Year End Bonus	5,333
Cash Gift	465
Productivity Enhancement Incentive	465
Step Increment	<u>159</u>

Total Other Compensation Common to All	17,557
Other Benefits	
PAG-IBIG Contributions	111
PhilHealth Contributions	1,292
Employees Compensation Insurance Premiums	111
Total Other Benefits	1,514
Total Personnel Services	83,070
Maintenance and Other Operating Expenses	
Travelling Expenses	10,827
Training and Scholarship Expenses	824
Supplies and Materials Expenses	5,282
Utility Expenses	2,924
Communication Expenses	3,706
Confidential, Intelligence and Extraordinary Expenses	
Extraordinary and Miscellaneous Expenses	1,109
Professional Services	31,306
General Services	7,221
Repairs and Maintenance	1,510
Taxes, Insurance Premiums and Other Fees	586
Labor and Wages	1,800
Other Maintenance and Operating Expenses	
Advertising Expenses	305
Printing and Publication Expenses	261
Representation Expenses	6,835
Rent/Lease Expenses	28,996
Subscription Expenses	1,685
Other Maintenance and Operating Expenses	3,702
Total Maintenance and Other Operating Expenses	108,879
Total Current Operating Expenditures	191,949
Capital Outlays	
Property, Plant and Equipment Outlay	
Machinery and Equipment Outlay	300
Transportation Equipment Outlay	4,500
Furniture, Fixtures and Books Outlay	500
Intangible Assets Outlay	4,000
Total Capital Outlays	9,300
TOTAL NEW APPROPRIATIONS	201,249

M. MOVIE AND TELEVISION REVIEW AND CLASSIFICATION BOARD

For general administration and support, and operations, as indicated hereunder P 65,184,000

New Appropriations, by Programs/Projects

	Current Operating Expenditures			
	Personnel Services	Maintenance and Other Operating Expenses	Capital Outlays	Total
A. REGULAR PROGRAMS				
General Administration and Support	P 18,094,000		P	P 18,094,000
Operations	26,528,000			26,528,000
MOVIE AND TELEVISION REGULATORY AND DEVELOPMENTAL PROGRAM	26,528,000		20,562,000	47,090,000
TOTAL NEW APPROPRIATIONS	P 44,622,000		P 20,562,000	P 65,184,000

Special Provision(s)

1. **Fees, Charges and Assessments.** In addition to the amounts appropriated herein, Sixty Four Million Three Hundred Ninety Three Thousand Pesos (P64,393,000) shall be used for the MOOE requirements of the Movie and Television Review and Classification Board (MTRCB) sourced from fees and charges levied, assessed, and collected by the MTRCB in the conduct of its operations, in accordance with Section 20 of P.D. No. 1986.

Release of funds shall be subject to the submission of a Special Budget pursuant to Section 35, Chapter 5, Book VI of E.O. No. 292, s. 1987.

2. **Reporting and Posting Requirements.** The MTRCB shall submit quarterly reports on its financial and physical accomplishments, within thirty (30) days after the end of every quarter, through the following:

- (a) URS or other electronic means for reports not covered by the URS; and
- (b) MTRCB's website.

The MTRCB shall send written notice when said reports have been submitted or posted on its website to the DBM, House of Representatives, Senate of the Philippines, House Committee on Appropriations, Senate Committee on Finance, and other offices where the submission of reports is required under existing laws, rules and regulations. The date of notice to said agencies shall be considered the date of compliance with this requirement.

3. **Appropriations for Activities or Projects.** The amounts appropriated herein shall be used specifically for the following activities or projects in the indicated amounts and conditions:

New Appropriations, by Programs/Activities/Projects

	Current Operating Expenditures			
	Personnel Services	Maintenance and Other Operating Expenses	Capital Outlays	Total
REGULAR PROGRAMS				
General Administration and Support				
General Management and Supervision	P 18,094,000		P	P 18,094,000
Sub-total, General Administration and Support	18,094,000			18,094,000
Operations				
MOVIE AND TELEVISION REGULATORY AND DEVELOPMENTAL PROGRAM	26,528,000		20,562,000	47,090,000
Registration of entities; review and classification of movies, television programs, publicity and optical media material	19,051,000			19,051,000
Monitoring and Enforcement of movies and television programs	5,835,000		20,562,000	26,397,000

Matalinong Panonood seminars and other information campaigns and initiatives for stakeholders awareness and empowerment in terms of media literacy, audience sensitivity and age-appropriate content	<u>1,642,000</u>		<u>1,642,000</u>
Sub-total, Operations	<u>26,528,000</u>	<u>20,562,000</u>	<u>47,090,000</u>
TOTAL NEW APPROPRIATIONS	P <u>44,622,000</u>	P <u>20,562,000</u>	P <u>65,184,000</u>
<u>New Appropriations, by Object of Expenditures</u> (In Thousand Pesos)			
Current Operating Expenditures			
Personnel Services			
Civilian Personnel			
Permanent Positions			
Basic Salary			<u>24,307</u>
Total Permanent Positions			<u>24,307</u>
Other Compensation Common to All			
Personnel Economic Relief Allowance			1,248
Representation Allowance			402
Transportation Allowance			402
Clothing and Uniform Allowance			312
Mid-Year Bonus - Civilian			2,026
Year End Bonus			2,026
Cash Gift			260
Per Diems			6,324
Productivity Enhancement Incentive			260
Step Increment			<u>60</u>
Total Other Compensation Common to All			<u>13,320</u>
Other Compensation for Specific Groups			
RATA of Sectoral/Alternate Sectoral Representatives			<u>6,324</u>
Total Other Compensation for Specific Groups			<u>6,324</u>
Other Benefits			
PAG-IBIG Contributions			63
PhilHealth Contributions			510
Employees Compensation Insurance Premiums			63
Loyalty Award - Civilian			<u>35</u>
Total Other Benefits			<u>671</u>
Total Personnel Services			<u>44,622</u>
Total Current Operating Expenditures			<u>44,622</u>

Capital Outlays	
Property, Plant and Equipment Outlay	
Machinery and Equipment Outlay	20,562
Total Capital Outlays	20,562
TOTAL NEW APPROPRIATIONS	65,184

N. NATIONAL COMMISSION FOR CULTURE AND THE ARTS**N.1. NATIONAL COMMISSION FOR CULTURE AND THE ARTS (PROPER)**

For general administration and support, support to operations, and operations, including locally-funded project(s), as indicated hereunder... P 273,663,000

New Appropriations, by Programs/Projects

	Current Operating Expenditures			
	Personnel Services	Maintenance and Other Operating Expenses	Capital Outlays	Total
A. REGULAR PROGRAMS				
General Administration and Support	P 6,353,000	P	P	P 6,353,000
Support to Operations	1,020,000			1,020,000
Operations	<u>17,790,000</u>			<u>17,790,000</u>
NATIONAL CULTURE AND ARTS COORDINATION PROGRAM	13,018,000			13,018,000
NATIONAL CULTURE AND ARTS DEVELOPMENT PROGRAM	<u>4,772,000</u>			<u>4,772,000</u>
Total, Programs	<u>25,163,000</u>			<u>25,163,000</u>
B. PROJECT(S)				
Locally-Funded Project(s)		<u>241,000,000</u>	<u>7,500,000</u>	<u>248,500,000</u>
Total, Project(s)		<u>241,000,000</u>	<u>7,500,000</u>	<u>248,500,000</u>
TOTAL NEW APPROPRIATIONS	P <u>25,163,000</u>	P <u>241,000,000</u>	P <u>7,500,000</u>	P <u>273,663,000</u>

Special Provision(s)

1. **National Endowment Fund for Culture and Arts.** In addition to the amounts appropriated herein, Five Hundred Million Two Hundred Fifteen Thousand Pesos (P500,215,000) shall be used for the operating requirements of the National Commission for Culture and the Arts (NCCA) sourced from the contributions of PAGCOR and share from travel tax collections, constituted into the National Endowment Fund for Culture and Arts (NEFCA) in accordance with Section 20 of R.A. No. 7356. In no case shall more than twenty percent (20%) of said amount be used for Personnel Services.

Release of funds shall be subject to the guidelines on the utilization of the NEFCA pursuant to Section 72 of the amended IRR of R.A. No. 7356, and the submission of a Special Budget pursuant to Section 35, Chapter 5, Book VI of E.O. No. 292, s. 1987.

2. **Revolving Fund for Fabrication of Cultural Items and Printing Publications.** The revolving fund in the amount of Five Hundred Thousand Pesos (P500,000) constituted from the sale of cultural items and publications shall be used to cover the fabrication of cultural items and printing of publications. The income collected in excess of said amount shall be deposited with the National Treasury as income of the General Fund pursuant to Section 22 of R.A. No. 7356.

Disbursements or expenditures by the NCCA in violation of the above requirements shall be void and shall subject the erring officials and employees to disciplinary actions in accordance with Section 43, Chapter 5 and Section 80, Chapter 7, Book VI of E.O. No. 292, and to appropriate criminal action under existing penal laws.

3. **Reporting and Posting Requirements.** The NCCA shall submit quarterly reports on its financial and physical accomplishments, within thirty (30) days after the end of every quarter, through the following:

- (a) URS or other electronic means for reports not covered by the URS; and
- (b) NCCA's website.

The NCCA shall send written notice when said reports have been submitted or posted on its website to the DBM, House of Representatives, Senate of the Philippines, House Committee on Appropriations, Senate Committee on Finance, and other offices where the submission of reports is required under existing laws, rules and regulations. The date of notice to said agencies shall be considered the date of compliance with this requirement.

4. **Appropriations for Activities or Projects.** The amounts appropriated herein shall be used specifically for the following activities or projects in the indicated amounts and conditions:

New Appropriations, by Programs/Activities/Projects

	Current Operating Expenditures			Total
	Personnel Services	Maintenance and Other Operating Expenses	Capital Outlays	
REGULAR PROGRAMS				
General Administration and Support				
General Management and Supervision	P 6,353,000	P	P	P 6,353,000
Sub-total, General Administration and Support	6,353,000			6,353,000
Support to Operations				
Project Monitoring and Evaluation Services	1,020,000			1,020,000
Sub-total, Support to Operations	1,020,000			1,020,000
Operations				
NATIONAL CULTURAL AND ARTS COORDINATION PROGRAM	13,018,000			13,018,000
Formulation and development of plans and policies and coordination with affiliated cultural agencies	13,018,000			13,018,000
NATIONAL CULTURE AND ARTS DEVELOPMENT PROGRAM	4,772,000			4,772,000
Administration and supervision of the NEFCA funds	4,772,000			4,772,000
Sub-total, Operations	17,790,000			17,790,000
Total, Programs	25,163,000			25,163,000

PROJECT(S)

Locally-Funded Project(s)

Documentation and Cultural Hub, Promotion, Exhibition, Training and Film Production to Preserve and Promote the Tangible and Intangible Heritage, including the documentation of Philippine Participation in International and Local Fair

128,500,000

128,500,000

Activities for the Independence Day celebration and the 50th Anniversary of ASEAN-Japan		3,000,000		3,000,000
Assistance to Filipino Artisan		10,000,000		10,000,000
Filipino Heritage Festival		2,000,000		2,000,000
Operations, Maintenance and Continued Conservation of the Metropolitan Theater (MET)		37,500,000	7,500,000	45,000,000
Support to Creative Industries		5,000,000		5,000,000
Cultural Mapping		5,000,000		5,000,000
Implementation of National Music Competitions for Young Artists (NAMCYA) Programs		50,000,000		50,000,000
Sub-total, Locally-Funded Project(s)		241,000,000	7,500,000	248,500,000
Total, Project(s)		241,000,000	7,500,000	248,500,000
TOTAL NEW APPROPRIATIONS	P 25,163,000	P 241,000,000	P 7,500,000	P 273,663,000

New Appropriations, by Object of Expenditures
(In Thousand Pesos)

Current Operating Expenditures

Personnel Services

Civilian Personnel

Permanent Positions

Basic Salary	18,930
--------------	--------

Total Permanent Positions	18,930
---------------------------	--------

Other Compensation Common to All

Personnel Economic Relief Allowance	744
Representation Allowance	390
Transportation Allowance	390
Clothing and Uniform Allowance	186
Mid-Year Bonus - Civilian	1,577
Year End Bonus	1,577
Cash Gift	155
Per Diems	486
Productivity Enhancement Incentive	155
Step Increment	47

Total Other Compensation Common to All	5,707
--	-------

Other Benefits

PAG-IBIG Contributions	37
PhilHealth Contributions	397
Employees Compensation Insurance Premiums	37
Loyalty Award - Civilian	55

Total Other Benefits	526
Total Personnel Services	25,163
Maintenance and Other Operating Expenses	
Financial Assistance / Subsidy	241,000
Total Maintenance and Other Operating Expenses	241,000
Total Current Operating Expenditures	266,163
Capital Outlays	
Property, Plant and Equipment Outlay	
Transportation Equipment Outlay	3,000
Machinery and Equipment Outlay	260
Furniture, Fixtures and Books Outlay	4,240
Total Capital Outlays	7,500
TOTAL NEW APPROPRIATIONS	273,663

N.2. NATIONAL HISTORICAL COMMISSION OF THE PHILIPPINES

For general administration and support, support to operations, and operations, including locally-funded project(s), as indicated hereunder.... P 335,934,000

New Appropriations, by Programs/Projects

	Current Operating Expenditures			
	Personnel Services	Maintenance and Other Operating Expenses	Capital Outlays	Total
A. REGULAR PROGRAMS				
General Administration and Support	P 20,475,000	P 10,438,000	P	P 30,913,000
Support to Operations	1,182,000	15,197,000	3,720,000	20,099,000
Operations	<u>74,698,000</u>	<u>108,407,000</u>	<u>7,817,000</u>	<u>190,922,000</u>
HISTORICAL ASSET PRESERVATION AND MANAGEMENT PROGRAM	62,154,000	63,896,000	7,817,000	133,867,000
HISTORICAL COMMEMORATION AND PROMOTION PROGRAM	<u>12,544,000</u>	<u>44,511,000</u>		<u>57,055,000</u>
Total, Programs	<u>96,355,000</u>	<u>134,042,000</u>	<u>11,537,000</u>	<u>241,934,000</u>
B. PROJECT(S)				
Locally-Funded Project(s)		<u>9,000,000</u>	<u>85,000,000</u>	<u>94,000,000</u>
Total, Project(s)		<u>9,000,000</u>	<u>85,000,000</u>	<u>94,000,000</u>
TOTAL NEW APPROPRIATIONS	P <u>96,355,000</u>	P <u>143,042,000</u>	P <u>96,537,000</u>	P <u>335,934,000</u>

Special Provision(s)

1. **Revolving Fund for Projects of the National Historical Commission of the Philippines.** The revolving fund in the amount of One Million Pesos (P1,000,000) constituted from the fees and other charges collected by the National Historical Commission of the Philippines (NHCP) shall be used to cover implementation of projects where the income was derived. The income in excess of the said amount shall be deposited with the National Treasury as income of the General Fund in accordance with Section 24 of R.A. No. 10086.

Disbursements or expenditures by the NHCP in violation of the above requirements shall be void and shall subject the erring officials and employees to disciplinary actions in accordance with Section 43, Chapter 5, and Section 80, Chapter 7, Book VI of E.O. No. 292, s. 1987, and to appropriate criminal action under existing penal laws.

2. **Reporting and Posting Requirements.** The NHCP shall submit quarterly reports on its financial and physical accomplishments, within thirty (30) days after the end of every quarter, through the following:

- (a) URS or other electronic means for reports not covered by the URS; and
- (b) NHCP's website.

The NHCP shall send written notice when said reports have been submitted or posted on its website to the DBM, House of Representatives, Senate of the Philippines, House Committee on Appropriations, Senate Committee on Finance, and other offices where the submission of reports is required under existing laws, rules and regulations. The date of notice to said agencies shall be considered the date of compliance with this requirement.

3. **Appropriations for Activities or Projects.** The amounts appropriated herein shall be used specifically for the following activities or projects in the indicated amounts and conditions:

New Appropriations, by Programs/Activities/Projects

	Current Operating Expenditures			
	Personnel Services	Maintenance and Other Operating Expenses	Capital Outlays	Total
REGULAR PROGRAMS				
General Administration and Support				
General Management and Supervision	P 20,366,000	P 10,438,000	P	P 30,804,000
Administration of Personnel Benefits	109,000			109,000
Sub-total, General Administration and Support	20,475,000	10,438,000		30,913,000
Support to Operations				
Formulation of Plans and Policies	711,000	170,000		881,000
Development and Maintenance of the Information System	471,000	15,027,000	3,720,000	19,218,000
Sub-total, Support to Operations	1,182,000	15,197,000	3,720,000	20,099,000
Operations				
HISTORICAL ASSET PRESERVATION AND MANAGEMENT PROGRAM	62,154,000	63,896,000	7,817,000	133,867,000
Maintenance and administration of national shrines, museums and landmarks	38,510,000	56,244,000	7,817,000	102,571,000
Restoration, preservation, survey and documentation of historic structures, edifices, ancestral houses and maintenance of the National Registry of Historical Structures of the Philippines	14,640,000	3,177,000		17,817,000

Restoration, preservation and conservation of relics of national heroes and other illustrious Filipinos	9,004,000	4,475,000		13,479,000
HISTORICAL COMMEMORATION AND PROMOTION PROGRAM	12,544,000	44,511,000		57,055,000
Design and supervision of heraldry objects	1,674,000	793,000		2,467,000
Research and production of educational materials on Philippine history and translation of Philippine historical works	7,024,000	7,547,000		14,571,000
Publication of result of historical researches and studies	1,321,000	1,604,000		2,925,000
Maintenance of historical data bank	1,527,000	615,000		2,142,000
Conduct of commemorative activities including lectures, symposia and exhibits on historical events and personages for the public	998,000	33,952,000		34,950,000
Sub-total, Operations	74,698,000	108,407,000	7,817,000	190,922,000
Total, Programs	96,355,000	134,042,000	11,537,000	241,934,000

PROJECT(S)

Locally-Funded Project(s)

Renovation of National Historical Commission of the Philippines Building (Phase 2)			20,000,000	20,000,000
Milestone Commemoration of the 125th Anniversary of the Philippine Independence		4,000,000	6,000,000	10,000,000
Restoration of Mabini Shrine, Polytechnic University of the Philippines, Sta. Mesa, Manila			15,000,000	15,000,000
Celebration of Philippine-Spanish Friendship Day		5,000,000		5,000,000
Restoration of Molo Church, Molo, Iloilo			14,000,000	14,000,000
Restoration of Patnongon Old Casa Municipal, Real St., Poblacion, Patnongon, Antique			10,000,000	10,000,000
Restoration and development of Nagcarlan underground cemetery			20,000,000	20,000,000
Sub-total, Locally-Funded Project(s)		9,000,000	85,000,000	94,000,000
Total, Project(s)		9,000,000	85,000,000	94,000,000
TOTAL NEW APPROPRIATIONS	P 96,355,000	P 143,042,000	P 96,537,000	P 335,934,000

New Appropriations, by Object of Expenditures
(In Thousand Pesos)

Current Operating Expenditures

Personnel Services

Civilian Personnel

Permanent Positions

Basic Salary	72,464
--------------	--------

Total Permanent Positions	72,464
---------------------------	--------

Other Compensation Common to All

Personnel Economic Relief Allowance	4,344
Representation Allowance	474
Transportation Allowance	474
Clothing and Uniform Allowance	1,086
Honoraria	558
Mid-Year Bonus - Civilian	6,038
Year End Bonus	6,038
Cash Gift	905
Productivity Enhancement Incentive	905
Step Increment	181

Total Other Compensation Common to All	21,003
--	--------

Other Compensation for Specific Groups

Anniversary Bonus - Civilian	543
------------------------------	-----

Total Other Compensation for Specific Groups	543
--	-----

Other Benefits

PAG-IBIG Contributions	217
PhilHealth Contributions	1,587
Employees Compensation Insurance Premiums	217
Loyalty Award - Civilian	215
Terminal Leave	109

Total Other Benefits	2,345
----------------------	-------

Total Personnel Services	96,355
--------------------------	--------

Maintenance and Other Operating Expenses

Travelling Expenses	8,642
Training and Scholarship Expenses	2,262
Supplies and Materials Expenses	21,297
Utility Expenses	13,737
Communication Expenses	13,500
Survey, Research, Exploration and Development Expenses	300
Awards/Rewards and Prizes	350
Professional Services	7,363
General Services	48,555
Repairs and Maintenance	4,683
Taxes, Insurance Premiums and Other Fees	2,173
Other Maintenance and Operating Expenses	
Printing and Publication Expenses	2,610
Representation Expenses	11,080
Rent/Lease Expenses	6,490

Total Maintenance and Other Operating Expenses	143,042
Total Current Operating Expenditures	239,397
Capital Outlays	
Property, Plant and Equipment Outlay	
Buildings and Other Structures	26,000
Machinery and Equipment Outlay	3,720
Heritage Assets	66,817
Total Capital Outlays	96,537
TOTAL NEW APPROPRIATIONS	335,934

N.3. NATIONAL LIBRARY OF THE PHILIPPINES

For general administration and support, and operations, including locally-funded project(s), as indicated hereunder P 227,322,000

New Appropriations, by Programs/Projects

	Current Operating Expenditures			
	Personnel Services	Maintenance and Other Operating Expenses	Capital Outlays	Total
A. REGULAR PROGRAMS				
General Administration and Support	P 15,839,000	P 54,395,000	P 24,000,000	P 94,234,000
Operations	<u>56,961,000</u>	<u>52,040,000</u>	<u>20,050,000</u>	<u>129,051,000</u>
NATIONAL LIBRARY PROGRAM	51,153,000	26,064,000	16,000,000	93,217,000
LIBRARY EXTENSION PROGRAM	<u>5,808,000</u>	<u>25,976,000</u>	<u>4,050,000</u>	<u>35,834,000</u>
Total, Regular Programs	<u>72,800,000</u>	<u>106,435,000</u>	<u>44,050,000</u>	<u>223,285,000</u>
B. PROJECT(S)				
Locally-Funded Project(s)		<u>4,037,000</u>		<u>4,037,000</u>
Total, Project(s)		<u>4,037,000</u>		<u>4,037,000</u>
TOTAL NEW APPROPRIATIONS	<u>P 72,800,000</u>	<u>P 110,472,000</u>	<u>P 44,050,000</u>	<u>P 227,322,000</u>

Special Provision(s)

1. **Reporting and Posting Requirements.** The National Library of the Philippines (NLP) shall submit quarterly reports on its financial and physical accomplishments, within thirty (30) days after the end of every quarter, through the following:

- URS or other electronic means for reports not covered by the URS; and
- NLP's website.

The NLP shall send written notice when said reports have been submitted or posted on its website to the DBM, House of Representatives, Senate of the Philippines, House Committee on Appropriations, Senate Committee on Finance, and other offices where the submission of reports is required under existing laws, rules and regulations. The date of notice to said agencies shall be considered the date of compliance with this requirement.

2. **Appropriations for Activities or Projects.** The amounts appropriated herein shall be used specifically for the following activities or projects in the indicated amounts and conditions:

New Appropriations, by Programs/Activities/Projects

	Current Operating Expenditures			
	Personnel Services	Maintenance and Other Operating Expenses	Capital Outlays	Total
REGULAR PROGRAMS				
General Administration and Support				
General Management and Supervision	P 15,839,000	P 54,395,000	P 24,000,000	P 94,234,000
Sub-total, General Administration and Support	15,839,000	54,395,000	24,000,000	94,234,000
Operations				
NATIONAL LIBRARY PROGRAM	51,153,000	26,064,000	16,000,000	93,217,000
Acquisition, organization and access of library materials	20,536,000	9,855,000	6,000,000	36,391,000
Preservation and conservation of Filipiniana collection	14,057,000	4,887,000	10,000,000	28,944,000
Improvement and maintenance of information systems	4,132,000	9,898,000		14,030,000
Library promotional, educational and cultural activities	6,296,000	932,000		7,228,000
Research and publication of library and information, sources, services, methods and new practices	6,132,000	492,000		6,624,000
LIBRARY EXTENSION PROGRAM	5,808,000	25,976,000	4,050,000	35,834,000
Development and support to affiliated public libraries	5,808,000	25,976,000	4,050,000	35,834,000
Sub-total, Operations	56,961,000	52,040,000	20,050,000	129,051,000
Total, Programs	72,800,000	106,435,000	44,050,000	223,285,000
PROJECT(S)				
Locally-Funded Project(s)				
Operation of Congressional Library in Tayuman, Tondo, Manila		2,320,000		2,320,000
Operation of Congressional Library in Balilihan, Bohol		618,000		618,000
Operation of Batanes Provincial Library in Basco, Batanes		1,099,000		1,099,000
Sub-total, Locally-Funded Project(s)		4,037,000		4,037,000

Total, Project(s)			<u>4,037,000</u>		<u>4,037,000</u>
TOTAL NEW APPROPRIATIONS	P	<u>72,800,000</u>	P	<u>110,472,000</u>	P <u>44,050,000</u> P <u>227,322,000</u>
<u>New Appropriations, by Object of Expenditures</u> (In Thousand Pesos)					
Current Operating Expenditures					
Personnel Services					
Civilian Personnel					
Permanent Positions					
Basic Salary					<u>55,384</u>
Total Permanent Positions					<u>55,384</u>
Other Compensation Common to All					
Personnel Economic Relief Allowance					2,952
Representation Allowance					750
Transportation Allowance					750
Clothing and Uniform Allowance					738
Mid-Year Bonus - Civilian					4,615
Year End Bonus					4,615
Cash Gift					615
Productivity Enhancement Incentive					615
Step Increment					<u>139</u>
Total Other Compensation Common to All					<u>15,789</u>
Other Benefits					
PAG-IBIG Contributions					147
PhilHealth Contributions					1,213
Employees Compensation Insurance Premiums					147
Loyalty Award - Civilian					<u>120</u>
Total Other Benefits					<u>1,627</u>
Total Personnel Services					<u>72,800</u>
Maintenance and Other Operating Expenses					
Travelling Expenses					1,970
Training and Scholarship Expenses					5,698
Supplies and Materials Expenses					30,672
Utility Expenses					15,951
Communication Expenses					6,908
Confidential, Intelligence and Extraordinary Expenses					
Extraordinary and Miscellaneous Expenses					118
Professional Services					663
General Services					24,173
Repairs and Maintenance					2,853
Taxes, Insurance Premiums and Other Fees					<u>1,332</u>

Other Maintenance and Operating Expenses	
Printing and Publication Expenses	200
Representation Expenses	800
Membership Dues and Contributions to Organizations	516
Subscription Expenses	3,700
Other Maintenance and Operating Expenses	14,918
Total Maintenance and Other Operating Expenses	110,472
Total Current Operating Expenditures	183,272
Capital Outlays	
Property, Plant and Equipment Outlay	
Buildings and Other Structures	16,000
Machinery and Equipment Outlay	26,550
Furniture, Fixtures and Books Outlay	1,500
Total Capital Outlays	44,050
TOTAL NEW APPROPRIATIONS	227,322

N.4. NATIONAL ARCHIVES OF THE PHILIPPINES

For general administration and support, and operations, as indicated hereunder P 215,259,000

New Appropriations, by Programs/Projects

	Current Operating Expenditures			
	Personnel Services	Maintenance and Other Operating Expenses	Capital Outlays	Total
A. REGULAR PROGRAMS				
General Administration and Support	P 15,503,000	P 43,443,000	P 23,000,000	P 81,946,000
Operations	55,284,000	67,829,000	10,200,000	133,313,000
GOVERNMENT RECORDS MANAGEMENT PROGRAM	31,393,000	27,241,000	10,000,000	68,634,000
GOVERNMENT ARCHIVES ADMINISTRATION PROGRAM	23,891,000	40,588,000	200,000	64,679,000
TOTAL NEW APPROPRIATIONS	P 70,787,000	P 111,272,000	P 33,200,000	P 215,259,000

Special Provision(s)

1. **Reporting and Posting Requirements.** The National Archives of the Philippines (NAP) shall submit quarterly reports on its financial and physical accomplishments, within thirty (30) days after the end of every quarter, through the following:

- URS or other electronic means for reports not covered by the URS; and
- NAP's website.

The NAP shall send written notice when said reports have been submitted or posted on its website to the DBM, House of Representatives, Senate of the Philippines, House Committee on Appropriations, Senate Committee on Finance, and other offices where the submission of reports is required under existing laws, rules and regulations. The date of notice to said agencies shall be considered the date of compliance with this requirement.

2. **Appropriations for Activities or Projects.** The amounts appropriated herein shall be used specifically for the following activities or projects in the indicated amounts and conditions:

New Appropriations, by Programs/Activities/Projects

	Current Operating Expenditures			
	Personnel Services	Maintenance and Other Operating Expenses	Capital Outlays	Total
REGULAR PROGRAMS				
General Administration and Support				
General Management and Supervision	P 14,032,000	P 43,443,000	P 23,000,000	P 80,475,000
Administration of Personnel Benefits	1,471,000			1,471,000
Sub-total, General Administration and Support	15,503,000	43,443,000	23,000,000	81,946,000
Operations				
GOVERNMENT RECORDS MANAGEMENT PROGRAM	31,393,000	27,241,000	10,000,000	68,634,000
Training for government agencies on the creation, maintenance, disposal and retirement of all government records	18,639,000	21,116,000	10,000,000	49,755,000
Management of transference of records of all government including those of abolished offices	8,431,000	5,752,000		14,183,000
Conduct of research studies, promulgation of policies, rules and regulations on the creation, maintenance, and disposition of all government records	4,323,000	373,000		4,696,000
GOVERNMENT ARCHIVES ADMINISTRATION PROGRAM	23,891,000	40,588,000	200,000	64,679,000
Maintenance, preservation, rehabilitation and servicing of archival holdings	23,891,000	40,588,000	200,000	64,679,000
Sub-total, Operations	55,284,000	67,829,000	10,200,000	133,313,000
TOTAL NEW APPROPRIATIONS	P 70,787,000	P 111,272,000	P 33,200,000	P 215,259,000

New Appropriations, by Object of Expenditures
(In Thousand Pesos)

Current Operating Expenditures

Personnel Services

Civilian Personnel

Permanent Positions

Basic Salary

52,153

Total Permanent Positions

52,153

Other Compensation Common to All	
Personnel Economic Relief Allowance	3,192
Representation Allowance	558
Transportation Allowance	558
Clothing and Uniform Allowance	798
Mid-Year Bonus - Civilian	4,346
Year End Bonus	4,346
Cash Gift	665
Productivity Enhancement Incentive	665
Step Increment	130
	<hr/>
Total Other Compensation Common to All	15,258
Other Compensation for Specific Groups	
Anniversary Bonus - Civilian	402
	<hr/>
Total Other Compensation for Specific Groups	402
Other Benefits	
PAG-IBIG Contributions	160
PhilHealth Contributions	1,143
Employees Compensation Insurance Premiums	160
Loyalty Award - Civilian	40
Terminal Leave	1,471
	<hr/>
Total Other Benefits	2,974
	<hr/>
Total Personnel Services	70,787
Maintenance and Other Operating Expenses	
Travelling Expenses	2,435
Training and Scholarship Expenses	3,564
Supplies and Materials Expenses	15,004
Utility Expenses	11,154
Communication Expenses	3,291
Confidential, Intelligence and Extraordinary Expenses	
Extraordinary and Miscellaneous Expenses	108
Professional Services	10,756
General Services	32,092
Repairs and Maintenance	3,879
Taxes, Insurance Premiums and Other Fees	3,250
Other Maintenance and Operating Expenses	
Advertising Expenses	50
Printing and Publication Expenses	285
Representation Expenses	497
Transportation and Delivery Expenses	100
Rent/Lease Expenses	21,592
Membership Dues and Contributions to Organizations	40
Subscription Expenses	2,665
Other Maintenance and Operating Expenses	510
	<hr/>
Total Maintenance and Other Operating Expenses	111,272
	<hr/>
Total Current Operating Expenditures	182,059

Capital Outlays	
Property, Plant and Equipment Outlay	
Buildings and Other Structures	25,300
Machinery and Equipment Outlay	7,900
Total Capital Outlays	33,200
TOTAL NEW APPROPRIATIONS	215,259

O. NATIONAL COMMISSION OF SENIOR CITIZENS

For general administration and support and operations, as indicated hereunder P 193,343,000

New Appropriations, by Programs/Projects

	Current Operating Expenditures			Total
	Personnel Services	Maintenance and Other Operating Expenses	Capital Outlays	
A. REGULAR PROGRAMS				
General Administration and Support	P 51,893,000	P 101,450,000		P 153,343,000
Operations		40,000,000		40,000,000
SENIOR CITIZENS RIGHTS AND WELFARE DEVELOPMENT PROGRAM		40,000,000		40,000,000
TOTAL NEW APPROPRIATIONS	P 51,893,000	P 141,450,000		P 193,343,000

Special Provision(s)

1. **Reporting and Posting Requirements.** The National Commission of Senior Citizens (NCSC) shall submit quarterly reports on its financial and physical accomplishments, within thirty (30) days after the end of every quarter, through the following:

- (a) URS or other electronic means for reports not covered by the URS; and
- (b) NCSC's website.

The NCSC shall send written notice when said reports have been submitted or posted on its website to the DBM, House of Representatives, Senate of the Philippines, House Committee on Appropriations, Senate Committee on Finance, and other offices where the submission of reports is required under existing laws, rules and regulations. The date of notice to said agencies shall be considered the date of compliance with this requirement.

2. **Appropriations for Activities or Projects.** The amounts appropriated herein shall be used specifically for the following activities or projects in the indicated amounts and conditions:

New Appropriations, by Programs/Activities/Projects

	Current Operating Expenditures			Total
	Personnel Services	Maintenance and Other Operating Expenses	Capital Outlays	
REGULAR PROGRAMS				
General Administration and Support				
General Management and Supervision	P 49,978,000	P 101,450,000		P 151,428,000
National Capital Region (NCR)	49,978,000	101,450,000		151,428,000

Central Office	49,978,000	101,450,000	151,428,000
Administration of Personnel Benefits	<u>1,915,000</u>		<u>1,915,000</u>
National Capital Region (NCR)	<u>1,915,000</u>		<u>1,915,000</u>
Central Office	<u>1,915,000</u>		<u>1,915,000</u>
Sub-total, General Administration and Support	<u>51,893,000</u>	<u>101,450,000</u>	<u>153,343,000</u>
Operations			
SENIOR CITIZENS RIGHTS AND WELFARE DEVELOPMENT PROGRAM		<u>40,000,000</u>	<u>40,000,000</u>
Senior Citizens Rights and Welfare Development Services		<u>40,000,000</u>	<u>40,000,000</u>
Sub-total, Operations		<u>40,000,000</u>	<u>40,000,000</u>
TOTAL NEW APPROPRIATIONS	P <u>51,893,000</u>	P <u>141,450,000</u>	P <u>193,343,000</u>

New Appropriations, by Object of Expenditures
(In Thousand Pesos)

Current Operating Expenditures

Personnel Services

Civilian Personnel

Permanent Positions

Basic Salary	<u>37,575</u>
--------------	---------------

Total Permanent Positions	<u>37,575</u>
---------------------------	---------------

Other Compensation Common to All

Personnel Economic Relief Allowance	960
Representation Allowance	798
Transportation Allowance	798
Clothing and Uniform Allowance	240
Mid-Year Bonus - Civilian	3,131
Year End Bonus	3,131
Cash Gift	200
Productivity Enhancement Incentive	200
Step Increment	<u>94</u>

Total Other Compensation Common to All	<u>9,552</u>
--	--------------

Other Benefits

PAG-IBIG Contributions	48
PhilHealth Contributions	623
Employees Compensation Insurance Premiums	48
Terminal Leave	<u>1,915</u>

Total Other Benefits	<u>2,634</u>
----------------------	--------------

Non-Permanent Positions	2,132
Total Personnel Services	51,893
Maintenance and Other Operating Expenses	
Travelling Expenses	1,000
Training and Scholarship Expenses	1,000
Supplies and Materials Expenses	500
Utility Expenses	1,400
Communication Expenses	2,370
Awards/Rewards and Prizes	300
Survey, Research, Exploration and Development Expenses	488
Confidential, Intelligence and Extraordinary Expenses	
Extraordinary and Miscellaneous Expenses	1,542
Professional Services	3,000
General Services	2,700
Repairs and Maintenance	600
Taxes, Insurance Premiums and Other Fees	150
Labor and Wages	1,400
Other Maintenance and Operating Expenses	
Advertising Expenses	100
Printing and Publication Expenses	500
Representation Expenses	1,500
Transportation and Delivery Expenses	200
Rent/Lease Expenses	6,000
Other Maintenance and Operating Expenses	116,700
Total Maintenance and Other Operating Expenses	141,450
Total Current Operating Expenditures	193,343
TOTAL NEW APPROPRIATIONS	193,343

P. NATIONAL INTELLIGENCE COORDINATING AGENCY

For general administration and support, and operations, as indicated hereunder P 1,385,075,000

New Appropriations, by Programs/Projects

	Current Operating Expenditures			Total
	Personnel Services	Maintenance and Other Operating Expenses	Capital Outlays	
A. REGULAR PROGRAMS				
General Administration and Support	P 138,317,000	P 25,376,000		P 163,693,000
Operations	<u>557,637,000</u>	<u>663,745,000</u>		<u>1,221,382,000</u>
NATIONAL INTELLIGENCE MANAGEMENT PROGRAM	<u>557,637,000</u>	<u>663,745,000</u>		<u>1,221,382,000</u>
TOTAL NEW APPROPRIATIONS	<u>P 695,954,000</u>	<u>P 689,121,000</u>		<u>P 1,385,075,000</u>

Special Provision(s)

1. **Reporting and Posting Requirements.** The National Intelligence Coordinating Agency (NICA) shall submit quarterly reports on its financial and physical accomplishments, within thirty (30) days after the end of every quarter, through the following:

- (a) URS or other electronic means for reports not covered by the URS; and
- (b) NICA's website.

The NICA shall send written notice when said reports have been submitted or posted on its website to the DBM, House of Representatives, Senate of the Philippines, House Committee on Appropriations, Senate Committee on Finance, and other offices where the submission of reports is required under existing laws, rules and regulations. The date of notice to said agencies shall be considered the date of compliance with this requirement.

2. **Appropriations for Activities or Projects.** The amounts appropriated herein shall be used specifically for the following activities or projects in the indicated amounts and conditions:

New Appropriations, by Programs/Activities/Projects

	Current Operating Expenditures			
	Personnel Services	Maintenance and Other Operating Expenses	Capital Outlays	Total
REGULAR PROGRAMS				
General Administration and Support				
General Management and Supervision	P 138,317,000	P 25,376,000		P 163,693,000
Sub-total, General Administration and Support	138,317,000	25,376,000		163,693,000
Operations				
NATIONAL INTELLIGENCE MANAGEMENT PROGRAM	557,637,000	663,745,000		1,221,382,000
Direction, coordination, collection and production of intelligence pertaining to national security	552,302,000	650,026,000		1,202,328,000
Provision of secretariat services to the Anti-Terrorism Council	5,335,000	13,719,000		19,054,000
Sub-total, Operations	557,637,000	663,745,000		1,221,382,000
TOTAL NEW APPROPRIATIONS	P 695,954,000	P 689,121,000		P 1,385,075,000

New Appropriations, by Object of Expenditures

(In Thousand Pesos)

Current Operating Expenditures**Personnel Services****Civilian Personnel****Permanent Positions****Basic Salary**

384,804

Total Permanent Positions

384,804

Other Compensation Common to All**Personnel Economic Relief Allowance**

19,488

Representation Allowance	8,970
Transportation Allowance	8,970
Clothing and Uniform Allowance	4,872
Mid-Year Bonus - Civilian	32,067
Year End Bonus	32,067
Cash Gift	4,060
Productivity Enhancement Incentive	4,060
Total Other Compensation Common to All	114,554
Other Compensation for Specific Groups	
Magna Carta for Public Health Workers	119
Quarters Allowance	12,687
Overseas Allowance	19,948
Longevity Pay	144,984
Total Other Compensation for Specific Groups	177,738
Other Benefits	
PAG-IBIG Contributions	975
PhilHealth Contributions	8,225
Employees Compensation Insurance Premiums	975
Loyalty Award-Civilian	960
Terminal Leave	2,388
Total Other Benefits	13,523
Non-Permanent Positions	5,335
Total Personnel Services	695,954
Maintenance and Other Operating Expenses	
Travelling Expenses	21,400
Training and Scholarship Expenses	11,094
Supplies and Materials Expenses	42,727
Utility Expenses	28,813
Communication Expenses	24,209
Confidential, Intelligence and Extraordinary Expenses	
Confidential Expenses	127,413
Extraordinary and Miscellaneous Expenses	3,610
Intelligence Expenses	340,200
Professional Services	5,624
Repairs and Maintenance	19,212
Taxes, Insurance Premiums and Other Fees	3,713
Other Maintenance and Operating Expenses	
Printing and Publication Expenses	46
Representation Expenses	52,480
Transportation and Delivery Expenses	1,233
Rent/Lease Expenses	5,542
Subscription Expenses	1,795
Donations	10
Total Maintenance and Other Operating Expenses	689,121

Total Current Operating Expenditures	1,385,075
TOTAL NEW APPROPRIATIONS	1,385,075

Q. NATIONAL SECURITY COUNCIL

For general administration and support, support to operations, and operations, as indicated hereunder P 418,834,000

New Appropriations, by Programs/Projects

	Current Operating Expenditures			
	Personnel Services	Maintenance and Other Operating Expenses	Capital Outlays	Total
A. REGULAR PROGRAMS				
General Administration and Support	P 77,747,000	P 129,943,000	P 31,000,000	P 238,690,000
Support to Operations	14,931,000	30,652,000	38,807,000	84,390,000
Operations	<u>46,892,000</u>	<u>48,862,000</u>		<u>95,754,000</u>
NATIONAL SECURITY POLICY ADVISORY PROGRAM	37,863,000	41,743,000		79,606,000
NATIONAL SECURITY MANAGEMENT PROGRAM	<u>9,029,000</u>	<u>7,119,000</u>		<u>16,148,000</u>
TOTAL NEW APPROPRIATIONS	P <u>139,570,000</u>	P <u>209,457,000</u>	P <u>69,807,000</u>	P <u>418,834,000</u>

Special Provision(s)

1. **Reporting and Posting Requirements.** The National Security Council (NSC) shall submit quarterly reports on its financial and physical accomplishments, within thirty (30) days after the end of every quarter, through the following:

- (a) URS or other electronic means for reports not covered by the URS; and
- (b) NSC's website.

The NSC shall send written notice when said reports have been submitted or posted on its website to the DBM, House of Representatives, Senate of the Philippines, House Committee on Appropriations, Senate Committee on Finance, and other offices where the submission of reports is required under existing laws, rules and regulations. The date of notice to said agencies shall be considered the date of compliance with this requirement.

2. **Appropriations for Activities or Projects.** The amounts appropriated herein shall be used specifically for the following activities or projects in the indicated amounts and conditions:

New Appropriations, by Programs/Activities/Projects

	Current Operating Expenditures			
	Personnel Services	Maintenance and Other Operating Expenses	Capital Outlays	Total
REGULAR PROGRAMS				
General Administration and Support				
General Management and Supervision	P 77,747,000	P 129,943,000	P 31,000,000	P 238,690,000
Sub-total, General Administration and Support	<u>77,747,000</u>	<u>129,943,000</u>	<u>31,000,000</u>	<u>238,690,000</u>

Support to Operations

Information and communications technology management services	9,332,000	25,992,000	38,807,000	74,131,000
Agency planning and management services	2,109,000	3,500,000		5,609,000
Legislative and legal services	3,490,000	1,160,000		4,650,000
Sub-total, Support to Operations	14,931,000	30,652,000	38,807,000	84,390,000

Operations

NATIONAL SECURITY POLICY ADVISORY PROGRAM	37,863,000	41,743,000		79,606,000
National Security strategic planning	6,290,000	2,935,000		9,225,000
National Security policy and strategic studies	20,289,000	38,808,000		59,097,000
National Security situational awareness	11,284,000			11,284,000
NATIONAL SECURITY MANAGEMENT PROGRAM	9,029,000	7,119,000		16,148,000
Guidance and supervision to the NICA and the Intelligence Community	2,437,000	7,119,000		9,556,000
Crisis Management support services	3,475,000			3,475,000
Secretariat support to the National Security Council and Cabinet Cluster for Security, Justice and Peace, and other meetings of the NSC Secretariat	3,117,000			3,117,000
Sub-total, Operations	46,892,000	48,862,000		95,754,000
TOTAL NEW APPROPRIATIONS	P 139,570,000	P 209,457,000	P 69,807,000	P 418,834,000

New Appropriations, by Object of Expenditures
(In Thousand Pesos)

Current Operating Expenditures

Personnel Services

Civilian Personnel

Permanent Positions

Basic Salary	96,264
--------------	--------

Total Permanent Positions	96,264
---------------------------	--------

Other Compensation Common to All

Personnel Economic Relief Allowance	2,904
Representation Allowance	2,928
Transportation Allowance	2,928
Clothing and Uniform Allowance	726

Mid-Year Bonus - Civilian	8,022
Year End Bonus	8,022
Cash Gift	605
Productivity Enhancement Incentive	605
Step Increment	242
Total Other Compensation Common to All	26,982
Other Benefits	
PAG-IBIG Contributions	145
PhilHealth Contributions	1,791
Employees Compensation Insurance Premiums	145
Terminal Leave	11,091
Total Other Benefits	13,172
Non-Permanent Positions	3,152
Total Personnel Services	139,570
Maintenance and Other Operating Expenses	
Travelling Expenses	10,876
Training and Scholarship Expenses	3,593
Supplies and Materials Expenses	21,953
Utility Expenses	5,300
Communication Expenses	10,402
Confidential, Intelligence and Extraordinary Expenses	
Confidential Expenses	90,000
Extraordinary and Miscellaneous Expenses	2,797
Professional Services	15,742
Repairs and Maintenance	6,783
Taxes, Insurance Premiums and Other Fees	1,250
Other Maintenance and Operating Expenses	
Representation Expenses	16,849
Rent/Lease Expenses	912
Subscription Expenses	6,000
Other Maintenance and Operating Expenses	17,000
Total Maintenance and Other Operating Expenses	209,457
Total Current Operating Expenditures	349,027
Capital Outlays	
Property, Plant and Equipment Outlay	
Machinery and Equipment Outlay	49,807
Transportation Equipment Outlay	20,000
Total Capital Outlays	69,807
TOTAL NEW APPROPRIATIONS	418,834

R. OFFICE OF THE PRESIDENTIAL ADVISER ON PEACE, RECONCILIATION AND UNITY

For general administration and support, and operations, including locally-funded project(s), as indicated hereunder P 1,961,164,000

New Appropriations, by Programs/Projects

	Current Operating Expenditures			
	Personnel Services	Maintenance and Other Operating Expenses	Capital Outlays	Total
A. REGULAR PROGRAMS				
General Administration and Support	P 81,949,000	P 142,539,000	P	P 224,488,000
Operations	99,913,000	401,134,000		501,047,000
TECHNICAL ADVISORY AND SUPPORT SERVICES ON THE COMPREHENSIVE PEACE PROCESS PROGRAM	99,913,000	401,134,000		501,047,000
Total, Programs	181,862,000	543,673,000		725,535,000
B. PROJECT(S)				
Locally-Funded Project(s)	17,480,000	1,216,030,000	2,119,000	1,235,629,000
Total, Project(s)	17,480,000	1,216,030,000	2,119,000	1,235,629,000
TOTAL NEW APPROPRIATIONS	<u>P 199,342,000</u>	<u>P 1,759,703,000</u>	<u>P 2,119,000</u>	<u>P 1,961,164,000</u>

Special Provision(s)

1. **PAyapa at MAsganang PamayaNAn Program.** The OPAPRU shall validate the quarterly reports on the status of the implementation of the PAyapa at MAsganang PamayaNAn (PAMANA) Program within ten (10) calendar days from the submission thereof by the following implementing agencies and evaluate the progress, results and outcome of the Program to ensure its proper implementation:

Implementing Agency	Amount
DSWD	P 900,112,000
NCIP	68,518,000
PHILHEALTH	61,229,000

2. **Normalization Program in the Bangsamoro.** The amount of Eight Hundred Fifty Two Million Eight Hundred Eighty Thousand Pesos (P852,880,000) appropriated herein shall be used exclusively for the implementation of the Normalization Program in the Bangsamoro, subject to the execution of a MOA between the OPAPRU and the National Government Agency concerned, particularly, DSWD, AFP, and PNP.

3. **Government of the Philippines-Moro National Liberation Front Peace Process Program.** The amount of Thirty Six Million Eighty Thousand Pesos (P36,080,000) appropriated herein shall be used exclusively for the socio-economic development assistance to the former Moro National Liberation Front (MNLF) combatants in pursuit of the Government of the Philippines-MNLF Peace Process Program, subject to the execution of a MOA between the OPAPRU and the DSWD.

4. **Reporting and Posting Requirements.** The OPAPRU shall submit quarterly reports on its financial and physical accomplishments, within thirty (30) days after the end of every quarter, through the following:

- (a) URS or other electronic means for reports not covered by the URS; and
- (b) OPAPRU's website.

The OPAPRU shall send written notice when said reports have been submitted or posted on its website to the DBM, House of Representatives, Senate of the Philippines, House Committee on Appropriations, Senate Committee on Finance, and other offices where the submission of reports is required under existing laws, rules and regulations. The date of notice to said agencies shall be considered the date of compliance with this requirement.

5. **Appropriations for Activities or Projects.** The amounts appropriated herein shall be used specifically for the following activities or projects in the indicated amounts and conditions:

New Appropriations, by Programs/Activities/Projects

	Current Operating Expenditures			
	Personnel Services	Maintenance and Other Operating Expenses	Capital Outlays	Total

General Administration and Support

PROJECT(S)

Locally-Funded Project(s)

New Appropriations, by Object of Expenditures
(In Thousand Pesos)

Current Operating Expenditures

Personnel Services

Civilian Personnel

Other Benefits

Total Other Benefits	351
----------------------	-----

Non-Permanent Positions

Total Personnel Services	199,342
---------------------------------	----------------

Maintenance and Other Operating Expenses

Travelling Expenses	77,784
Training and Scholarship Expenses	31,812
Supplies and Materials Expenses	41,943
Utility Expenses	10,831
Communication Expenses	15,708
Awards/Rewards and Prizes	23
Confidential, Intelligence and Extraordinary Expenses	
Confidential Expenses	54,000
Extraordinary and Miscellaneous Expenses	3,262
Professional Services	185,378
General Services	4,920
Repairs and Maintenance	7,719
Financial Assistance/Subsidy	1,144,525
Taxes, Insurance Premiums and Other Fees	897
Other Maintenance and Operating Expenses	
Advertising Expenses	34
Printing and Publication Expenses	2,774
Representation Expenses	61,087
Transportation and Delivery Expenses	78
Rent/Lease Expenses	104,103
Subscription Expenses	3,105
Other Maintenance and Operating Expenses	9,720
Total Maintenance and Other Operating Expenses	1,759,703
Total Current Operating Expenditures	1,959,045
Capital Outlays	
Property, Plant and Equipment Outlay	
Machinery and Equipment Outlay	2,119
Total Capital Outlays	2,119
TOTAL NEW APPROPRIATIONS	1,961,164

S. OPTICAL MEDIA BOARD

For general administration and support, and operations, as indicated hereunder P 48,216,000

New Appropriations, by Programs/Projects

	Current Operating Expenditures			Total
	Personnel Services	Maintenance and Other Operating Expenses	Capital Outlays	
A. REGULAR PROGRAMS				
General Administration and Support	P 17,374,000		P	17,374,000
Operations	<u>30,842,000</u>			<u>30,842,000</u>
OPTICAL MEDIA INDUSTRY REGULATORY PROGRAM	<u>30,842,000</u>			<u>30,842,000</u>
TOTAL NEW APPROPRIATIONS	P <u>48,216,000</u>		P	<u>48,216,000</u>

Special Provision(s)

1. **Reporting and Posting Requirements.** The Optical Media Board (OMB) shall submit quarterly reports on its financial and physical accomplishments, within thirty (30) days after the end of every quarter, through the following:

- (a) URS or other electronic means for reports not covered by the URS; and
- (b) OMB's website.

The OMB shall send written notice when said reports have been submitted or posted on its website to the DBM, House of Representatives, Senate of the Philippines, House Committee on Appropriations, Senate Committee on Finance, and other offices where the submission of reports is required under existing laws, rules and regulations. The date of notice to said agencies shall be considered the date of compliance with this requirement.

2. **Appropriations for Activities or Projects.** The amounts appropriated herein shall be used specifically for the following activities or projects in the indicated amounts and conditions:

New Appropriations, by Programs/Activities/Projects

	Current Operating Expenditures			
	Personnel Services	Maintenance and Other Operating Expenses	Capital Outlays	Total
REGULAR PROGRAMS				
General Administration and Support				
General Management and Supervision	P 15,428,000		P	15,428,000
Administration of Personnel Benefits	1,946,000			1,946,000
Sub-total, General Administration and Support	17,374,000			17,374,000
Operations				
OPTICAL MEDIA INDUSTRY REGULATORY PROGRAM	30,842,000			30,842,000
Regulatory Services for Optical Media Industry	30,842,000			30,842,000
Sub-total, Operations	30,842,000			30,842,000
TOTAL NEW APPROPRIATIONS	P 48,216,000		P	48,216,000

New Appropriations, by Object of Expenditures
(In Thousand Pesos)**Current Operating Expenditures****Personnel Services****Civilian Personnel****Permanent Positions**

Basic Salary	35,011
--------------	--------

Total Permanent Positions	35,011
---------------------------	--------

Other Compensation Common to All

Personnel Economic Relief Allowance	1,680
-------------------------------------	-------

Representation Allowance	510
Transportation Allowance	510
Clothing and Uniform Allowance	420
Honoraria	600
Mid-Year Bonus - Civilian	2,918
Year End Bonus	2,918
Cash Gift	350
Productivity Enhancement Incentive	350
Step Increment	88
Total Other Compensation Common to All	10,344
Other Benefits	
PAG-IBIG Contributions	84
PhilHealth Contributions	747
Employees Compensation Insurance Premiums	84
Terminal Leave	1,946
Total Other Benefits	2,861
Total Personnel Services	48,216
Total Current Operating Expenditures	48,216
TOTAL NEW APPROPRIATIONS	48,216

T. PHILIPPINE COMPETITION COMMISSION

For general administration and support, and operations, including foreign-assisted project(s) as indicated hereunder P 584,918,000

New Appropriations, by Programs/Projects

	Current Operating Expenditures			
	Personnel Services	Maintenance and Other Operating Expenses	Capital Outlays	Total
A. REGULAR PROGRAMS				
General Administration and Support	P 141,786,000	P 129,554,000	P 3,500,000	P 274,840,000
Operations	<u>123,138,000</u>	<u>96,180,000</u>		<u>219,318,000</u>
COMPETITION POLICY ENFORCEMENT PROGRAM	<u>123,138,000</u>	<u>96,180,000</u>		<u>219,318,000</u>
Total, Programs	<u>264,924,000</u>	<u>225,734,000</u>	<u>3,500,000</u>	<u>494,158,000</u>
B. PROJECT(S)				
Foreign-Assisted Project(s)	<u>10,000,000</u>	<u>80,760,000</u>		<u>90,760,000</u>
Total, Project(s)	<u>10,000,000</u>	<u>80,760,000</u>		<u>90,760,000</u>
TOTAL NEW APPROPRIATIONS	<u>P 274,924,000</u>	<u>P 306,494,000</u>	<u>P 3,500,000</u>	<u>P 584,918,000</u>

Special Provision(s)

1. **Reporting and Posting Requirements.** The Philippine Competition Commission (PCC) shall submit quarterly reports on its financial and physical accomplishments, within thirty (30) days after the end of every quarter, through the following:

- (a) URS or other electronic means for reports not covered by the URS; and
- (b) PCC's website.

The PCC shall send written notice when said reports have been submitted or posted on its website to the DBM, House of Representatives, Senate of the Philippines, House Committee on Appropriations, Senate Committee on Finance, and other offices where the submission of reports is required under existing laws, rules and regulations. The date of notice to said agencies shall be considered the date of compliance with this requirement.

2. **Appropriations for Activities or Projects.** The amounts appropriated herein shall be used specifically for the following activities or projects in the indicated amounts and conditions:

New Appropriations, by Programs/Activities/Projects

	Current Operating Expenditures			
	Personnel Services	Maintenance and Other Operating Expenses	Capital Outlays	Total
REGULAR PROGRAMS				
General Administration and Support				
General Management and Supervision	P 141,786,000	P 129,554,000	P 3,500,000	P 274,840,000
Sub-total, General Administration and Support	141,786,000	129,554,000	3,500,000	274,840,000
Operations				
COMPETITION POLICY ENFORCEMENT PROGRAM	123,138,000	96,180,000		219,318,000
Enforcement of Rules and Regulations, Review of Mergers and Acquisition, and Policy Research and Advocacy/Capacity Building Program	123,138,000	96,180,000		219,318,000
Sub-total, Operations	123,138,000	96,180,000		219,318,000
Total, Programs	264,924,000	225,734,000	3,500,000	494,158,000
PROJECT(S)				
Foreign-Assisted Project(s)				
Capacity Building to Foster Competition	10,000,000	25,969,000		35,969,000
GOP Counterpart	10,000,000	25,969,000		35,969,000
Strengthening the Case Processing Capacity of PCC		54,791,000		54,791,000
GOP Counterpart		54,791,000		54,791,000
Sub-total, Foreign-Assisted Project(s)	10,000,000	80,760,000		90,760,000
Total, Project(s)	10,000,000	80,760,000		90,760,000
TOTAL NEW APPROPRIATIONS	P 274,924,000	P 306,494,000	P 3,500,000	P 584,918,000

New Appropriations, by Object of Expenditures
(In Thousand Pesos)

Current Operating Expenditures

Personnel Services

Civilian Personnel

Permanent Positions

Basic Salary	188,716
--------------	---------

Total Permanent Positions	188,716
---------------------------	---------

Other Compensation Common to All

Personnel Economic Relief Allowance	5,856
Representation Allowance	3,324
Transportation Allowance	3,324
Clothing and Uniform Allowance	1,464
Honoraria	10,000
Mid-Year Bonus - Civilian	15,726
Year End Bonus	15,726
Cash Gift	1,220
Productivity Enhancement Incentive	1,220
Step Increment	1,508

Total Other Compensation Common to All	59,368
--	--------

Other Benefits

PAG-IBIG Contributions	293
PhilHealth Contributions	3,476
Employees Compensation Insurance Premiums	293
Terminal Leave	22,778

Total Other Benefits	26,840
----------------------	--------

Total Personnel Services	274,924
--------------------------	---------

Maintenance and Other Operating Expenses

Travelling Expenses	7,762
Training and Scholarship Expenses	12,225
Supplies and Materials Expenses	7,830
Utility Expenses	8,591
Communication Expenses	7,246
Survey, Research, Exploration and Development Expenses	14,000
Confidential, Intelligence and Extraordinary Expenses	
Confidential Expenses	5,000
Extraordinary and Miscellaneous Expenses	2,245
Professional Services	43,571
General Services	16,655
Repairs and Maintenance	7,076
Taxes, Insurance Premiums and Other Fees	82,328
Other Maintenance and Operating Expenses	
Advertising Expenses	1,500

Printing and Publication Expenses	588
Representation Expenses	16,782
Rent/Lease Expenses	50,878
Membership Dues and Contributions to Organizations	90
Subscription Expenses	22,127
Total Maintenance and Other Operating Expenses	306,494
Total Current Operating Expenditures	581,418
Capital Outlays	
Property, Plant and Equipment Outlay	
Machinery and Equipment Outlay	3,500
Total Capital Outlays	3,500
TOTAL NEW APPROPRIATIONS	584,918

U. PHILIPPINE DRUG ENFORCEMENT AGENCY

For general administration and support, and operations, including locally-funded project(s), as indicated hereunder P 3,021,572,000

New Appropriations, by Programs/Projects

	Current Operating Expenditures			
	Personnel Services	Maintenance and Other Operating Expenses	Capital Outlays	Total
A. REGULAR PROGRAMS				
General Administration and Support	P 152,534,000	P 109,551,000	P	P 262,085,000
Operations	<u>1,664,550,000</u>	<u>1,082,937,000</u>		<u>2,747,487,000</u>
DANGEROUS DRUGS SUPPLY REDUCTION AND SUPPRESSION PROGRAM	<u>1,664,550,000</u>	<u>1,082,937,000</u>		<u>2,747,487,000</u>
Total, Programs	<u>1,817,084,000</u>	<u>1,192,488,000</u>		<u>3,009,572,000</u>
B. PROJECT(S)				
Locally-Funded Project(s)		<u>5,245,000</u>	<u>6,755,000</u>	<u>12,000,000</u>
Total, Project(s)		<u>5,245,000</u>	<u>6,755,000</u>	<u>12,000,000</u>
TOTAL NEW APPROPRIATIONS	P <u>1,817,084,000</u>	P <u>1,197,733,000</u>	P <u>6,755,000</u>	P <u>3,021,572,000</u>

Special Provision(s)

1. **Reporting and Posting Requirements.** The Philippine Drug Enforcement Agency (PDEA) shall submit quarterly reports on its financial and physical accomplishments, within thirty (30) days after the end of every quarter, through the following:

- (a) URS or other electronic means for reports not covered by the URS; and
- (b) PDEA's website.

The PDEA shall send written notice when said reports have been submitted or posted on its website to the DBM, House of Representatives, Senate of the Philippines, House Committee on Appropriations, Senate Committee on Finance, and other offices where the submission of reports is required under existing laws, rules and regulations. The date of notice to said agencies shall be considered the date of compliance with this requirement.

2. **Appropriations for Activities or Projects.** The amounts appropriated herein shall be used specifically for the following activities or projects in the indicated amounts and conditions.

New Appropriations, by Programs/Activities/Projects

	Current Operating Expenditures			
	Personnel Services	Maintenance and Other Operating Expenses	Capital Outlays	Total
REGULAR PROGRAMS				
General Administration and Support				
General Management and Supervision	P 151,027,000	P 109,551,000		P 260,578,000
National Capital Region (NCR)	151,027,000	109,551,000		260,578,000
Central Office	151,027,000	109,551,000		260,578,000
Administration of Personnel Benefits	1,507,000			1,507,000
National Capital Region (NCR)	1,507,000			1,507,000
Central Office	1,507,000			1,507,000
Sub-total, General Administration and Support	152,534,000	109,551,000		262,085,000
Operations				
DANGEROUS DRUGS SUPPLY REDUCTION AND SUPPRESSION PROGRAM	1,664,550,000	1,082,937,000		2,747,487,000
Operations planning, support and supervision services	215,176,000	54,678,000		269,854,000
National Capital Region (NCR)	215,176,000	54,678,000		269,854,000
Central Office	215,176,000	54,678,000		269,854,000
Anti-Drug Operations	1,449,374,000	1,028,259,000		2,477,633,000
National Capital Region (NCR)	1,449,374,000	1,028,259,000		2,477,633,000
Central Office	1,449,374,000	1,028,259,000		2,477,633,000
Sub-total, Operations	1,664,550,000	1,082,937,000		2,747,487,000
Total, Programs	1,817,084,000	1,192,488,000		3,009,572,000
PROJECT(S)				
Locally-Funded Project(s)				
Pioneer Narcotic Detection Dog Breeding Program		1,570,000	600,000	2,170,000

K9 Facility Enhancement Project		<u>3,675,000</u>	<u>6,155,000</u>	<u>9,830,000</u>					
Sub-total, Locally-Funded Project(s)		<u>5,245,000</u>	<u>6,755,000</u>	<u>12,000,000</u>					
Total, Project(s)		<u>5,245,000</u>	<u>6,755,000</u>	<u>12,000,000</u>					
TOTAL NEW APPROPRIATIONS	P	<u><u>1,817,084,000</u></u>	P	<u><u>1,197,733,000</u></u>	P	<u><u>6,755,000</u></u>	P	<u><u>3,021,572,000</u></u>	
<u>New Appropriations, by Object of Expenditures</u>									
(In Thousand Pesos)									
Current Operating Expenditures									
Personnel Services									
Civilian Personnel									
Permanent Positions									
Basic Salary									<u>1,344,084</u>
Total Permanent Positions									<u>1,344,084</u>
Other Compensation Common to All									
Personnel Economic Relief Allowance									70,584
Representation Allowance									14,088
Transportation Allowance									14,088
Clothing and Uniform Allowance									17,646
Mid-Year Bonus - Civilian									112,010
Year End Bonus									112,010
Cash Gift									14,705
Productivity Enhancement Incentive									14,705
Step Increment									<u>3,364</u>
Total Other Compensation Common to All									<u>373,200</u>
Other Compensation for Specific Groups									
Magna Carta for Public Health Workers									75
Magna Carta for Science & Technology Personnel									9,666
Hazard Duty Pay									47,232
Special Counsel Allowance									<u>1,000</u>
Total Other Compensation for Specific Groups									<u>57,973</u>
Other Benefits									
PAG-IBIG Contributions									3,539
PhilHealth Contributions									29,602
Employees Compensation Insurance Premiums									3,539
Loyalty Award - Civilian									3,640
Terminal Leave									<u>1,507</u>
Total Other Benefits									<u>41,827</u>
Total Personnel Services									1,817,084

Maintenance and Other Operating Expenses	
Travelling Expenses	22,543
Training and Scholarship Expenses	33,329
Supplies and Materials Expenses	257,477
Utility Expenses	22,896
Communication Expenses	13,740
Confidential, Intelligence and Extraordinary Expenses	
Confidential Expenses	500,000
Extraordinary and Miscellaneous Expenses	2,700
Professional Services	18,553
General Services	22,966
Repairs and Maintenance	23,625
Taxes, Insurance Premiums and Other Fees	380
Other Maintenance and Operating Expenses	
Printing and Publication Expenses	4,505
Representation Expenses	204,188
Rent/Lease Expenses	68,432
Subscription Expenses	1,210
Other Maintenance and Operating Expenses	1,189
Total Maintenance and Other Operating Expenses	1,197,733
Total Current Operating Expenditures	3,014,817
Capital Outlays	
Property, Plant and Equipment Outlay	
Infrastructure Outlay	6,155
Other Property Plant and Equipment Outlay	600
Total Capital Outlays	6,755
TOTAL NEW APPROPRIATIONS	3,021,572

V. PHILIPPINE INFORMATION AGENCY

For general administration and support, and operations, as indicated hereunder P 441,208,000

New Appropriations, by Programs/Projects

	<u>Current Operating Expenditures</u>			<u>Total</u>
	<u>Personal Services</u>	<u>Maintenance and Other Operating Expenses</u>	<u>Capital Outlays</u>	
A. REGULAR PROGRAMS				
General Administration and Support	P 74,943,000	P 77,479,000	P	152,422,000
Operations	<u>191,929,000</u>	<u>96,857,000</u>		<u>288,786,000</u>
DEVELOPMENT COMMUNICATION PROGRAM	165,675,000	90,001,000		255,676,000
GOVERNMENT COMMUNICATIONS PROGRAM	<u>26,254,000</u>	<u>6,856,000</u>		<u>33,110,000</u>

TOTAL NEW APPROPRIATIONS

P 266,872,000 P 174,336,000p 441,208,000**Special Provision(s)**

1. **Reporting and Posting Requirements.** The Philippine Information Agency (PIA) shall submit quarterly reports on its financial and physical accomplishments, within thirty (30) days after the end of every quarter, through the following:

- (a) URS or other electronic means for reports not covered by the URS; and
- (b) PIA's website.

The PIA shall send written notice when said reports have been submitted or posted on its website to the DBM, House of Representatives, Senate of the Philippines, House Committee on Appropriations, Senate Committee on Finance, and other offices where the submission of reports is required under existing laws, rules and regulations. The date of notice to said agencies shall be considered the date of compliance with this requirement.

2. **Appropriations for Activities or Projects** The amounts appropriated herein shall be used specifically for the following activities or projects in the indicated amounts and conditions:

New Appropriations, by Programs/Activities/Projects

	Current Operating Expenditures		
	Personal Services	Maintenance and Other Operating Expenses	Capital Outlays
			Total
REGULAR PROGRAMS			
General Administration and Support			
General Management and Supervision	P <u>64,807,000</u>	P <u>74,368,000</u>	P <u>139,175,000</u>
National Capital Region (NCR)	<u>64,807,000</u>	<u>74,368,000</u>	<u>139,175,000</u>
Central Office	55,034,000	61,534,000	116,568,000
Bureau of Communications Services	9,773,000	12,834,000	22,607,000
Training of PIA personnel	<u>6,988,000</u>	<u>3,111,000</u>	<u>10,099,000</u>
National Capital Region (NCR)	<u>6,988,000</u>	<u>3,111,000</u>	<u>10,099,000</u>
Central Office	6,988,000	3,111,000	10,099,000
Administration of Personnel Benefits	<u>3,148,000</u>		<u>3,148,000</u>
National Capital Region (NCR)	<u>3,148,000</u>		<u>3,148,000</u>
Central Office	3,026,000		3,026,000
Bureau of Communications Services	<u>122,000</u>		<u>122,000</u>
Sub-total, General Administration and Support	<u>74,943,000</u>	<u>77,479,000</u>	<u>152,422,000</u>
Operations			
DEVELOPMENT COMMUNICATION PROGRAM	<u>165,675,000</u>	<u>90,001,000</u>	<u>255,676,000</u>
Coordination, monitoring and evaluation	<u>5,235,000</u>	<u>1,277,000</u>	<u>6,512,000</u>
National Capital Region (NCR)	<u>5,235,000</u>	<u>1,277,000</u>	<u>6,512,000</u>
Central Office	5,235,000	1,277,000	6,512,000

Communication research	<u>9,022,000</u>	<u>1,233,000</u>	<u>10,255,000</u>
National Capital Region (NCR)	<u>9,022,000</u>	<u>1,233,000</u>	<u>10,255,000</u>
Central Office	9,022,000	1,233,000	10,255,000
Production of developmental information	<u>13,270,000</u>	<u>1,373,000</u>	<u>14,643,000</u>
National Capital Region (NCR)	<u>13,270,000</u>	<u>1,373,000</u>	<u>14,643,000</u>
Central Office	13,270,000	1,373,000	14,643,000
Information systems development and maintenance	<u>9,150,000</u>	<u>1,374,000</u>	<u>10,524,000</u>
National Capital Region (NCR)	<u>9,150,000</u>	<u>1,374,000</u>	<u>10,524,000</u>
Central Office	9,150,000	1,374,000	10,524,000
Dissemination of developmental information	<u>119,965,000</u>	<u>73,685,000</u>	<u>193,650,000</u>
National Capital Region (NCR)	<u>119,965,000</u>	<u>73,685,000</u>	<u>193,650,000</u>
Central Office	119,965,000	73,685,000	193,650,000
Institutional networking and capability building	<u>9,033,000</u>	<u>11,059,000</u>	<u>20,092,000</u>
National Capital Region (NCR)	<u>9,033,000</u>	<u>11,059,000</u>	<u>20,092,000</u>
Central Office	9,033,000	11,059,000	20,092,000
GOVERNMENT COMMUNICATIONS PROGRAM	<u>26,254,000</u>	<u>6,856,000</u>	<u>33,110,000</u>
Development and production of special publications and audio-visual information/communication materials	<u>16,030,000</u>	<u>887,000</u>	<u>16,917,000</u>
National Capital Region (NCR)	<u>16,030,000</u>	<u>887,000</u>	<u>16,917,000</u>
Bureau of Communications Services	16,030,000	887,000	16,917,000
Production and dissemination of print publications	<u>10,224,000</u>	<u>3,915,000</u>	<u>14,139,000</u>
National Capital Region (NCR)	<u>10,224,000</u>	<u>3,915,000</u>	<u>14,139,000</u>
Bureau of Communications Services	10,224,000	3,915,000	14,139,000
Research, planning and evaluation		<u>2,054,000</u>	<u>2,054,000</u>
National Capital Region (NCR)		<u>2,054,000</u>	<u>2,054,000</u>
Bureau of Communications Services		2,054,000	2,054,000
Sub-total, Operations	<u>191,929,000</u>	<u>96,857,000</u>	<u>288,786,000</u>
TOTAL NEW APPROPRIATIONS	P <u>266,872,000</u>	P <u>174,336,000</u>	P <u>441,208,000</u>

New Appropriations, by Object of Expenditures
(In Thousand Pesos)

Current Operating Expenditures

Personnel Services

Civilian Personnel

Permanent Positions

Basic Salary	202,900
--------------	---------

Total Permanent Positions	202,900
---------------------------	---------

Other Compensation Common to All

Personnel Economic Relief Allowance	10,440
Representation Allowance	1,560
Transportation Allowance	1,560
Clothing and Uniform Allowance	2,610
Mid - Year Bonus - Civilian	16,909
Year - End Bonus	16,909
Cash Gift	2,175
Productivity Enhancement Incentive	2,175
Step Increment	506

Total Other Compensation Common to All	54,844
--	--------

Other Benefits

PAG-IBIG Contributions	524
PhilHealth Contributions	4,487
Employees Compensation Insurance Premiums	524
Loyalty Award Civilian	445
Terminal Leave	3,148

Total Other Benefits	9,128
----------------------	-------

Total Personnel Services	266,872
--------------------------	---------

Maintenance and Other Operating Expenses

Travelling Expenses	14,977
Training and Scholarship Expenses	13,861
Supplies and Materials Expenses	26,373
Utility Expenses	16,674
Communication Expenses	12,992
Confidential, Intelligence and Extraordinary Expenses	
Extraordinary and Miscellaneous Expenses	484
Professional Services	21,820
General Services	13,585
Repairs and Maintenance	4,468
Taxes, Insurance Premiums and Other Fees	1,959
Other Maintenance and Operating Expenses	
Advertising Expenses	2,520
Printing and Publication Expenses	2,651
Representation Expenses	19,569

Transportation and Delivery Expenses	10
Rent/Lease Expenses	17,080
Membership Dues and Contributions to Organizations	94
Subscription Expenses	3,430
Other Maintenance and Other Operating Expenses	1,789
Total Maintenance and Other Operating Expenses	174,336
Total Current Operating Expenditures	441,208
TOTAL NEW APPROPRIATIONS	441,208

W. PHILIPPINE RACING COMMISSION

For general administration and support, and operations, as indicated hereunder P 239,380,000

New Appropriations, by Programs/Projects

	Current Operating Expenditures			
	Personnel Services	Maintenance and Other Operating Expenses	Capital Outlays	Total
A. REGULAR PROGRAMS				
General Administration and Support	P 19,133,000	P 12,767,000	P 10,000,000	P 41,900,000
Operations	<u>24,890,000</u>	<u>172,590,000</u>		<u>197,480,000</u>
HORSE RACING INCENTIVE PROGRAM		154,946,000		154,946,000
HORSE RACING REGULATORY PROGRAM	<u>24,890,000</u>	<u>17,644,000</u>		<u>42,534,000</u>
TOTAL NEW APPROPRIATIONS	<u>P 44,023,000</u>	<u>P 185,357,000</u>	<u>P 10,000,000</u>	<u>P 239,380,000</u>

Special Provision(s)

1. **Trust Receipts on Share from Breakages.** Breakages or the fraction of ten (10) centavos eliminated from the dividends paid to the winning tickets remitted by the Philippine Racing Club, Inc., Manila Jockey Club, Inc., and the Metro Manila Turf Club, Inc., shall be used exclusively for the payment of additional prizes for races sponsored by the Philippine Racing Commission (PhilRaCom) and for the necessary Capital Outlays and other expenses relative to the horse-breeding activities of the Commission in accordance with E.O. Nos. 88 and 89, s. 1986 and R.A. No. 7978, as amended. Said amount shall be deposited with the National Treasury and recorded as trust receipts in accordance with E.O. No. 338, s. 1996.

2. **Reporting and Posting Requirements.** The PhilRaCom shall submit quarterly reports on its financial and physical accomplishments, within thirty (30) days after the end of every quarter, through the following:

- (a) URS or other electronic means for reports not covered by the URS; and
- (b) PhilRaCom's website.

The PhilRaCom shall send written notice when said reports have been submitted or posted on its website to the DBM, House of Representatives, Senate of the Philippines, House Committee on Appropriations, Senate Committee on Finance, and other offices where the submission of reports is required under existing laws, rules and regulations. The date of notice to said agencies shall be considered the date of compliance with this requirement.

3. **Appropriations for Activities or Projects.** The amounts appropriated herein shall be used specifically for the following activities or projects in the indicated amounts and conditions:

New Appropriations, by Programs/Activities/Projects

	Current Operating Expenditures			
	Personnel Services	Maintenance and Other Operating Expenses	Capital Outlays	Total

REGULAR PROGRAMS

General Administration and Support

General Management and Supervision	P	<u>19,133,000</u>	P	<u>12,767,000</u>	P	<u>10,000,000</u>	P	<u>41,900,000</u>
Sub-total, General Administration and Support		<u>19,133,000</u>		<u>12,767,000</u>		<u>10,000,000</u>		<u>41,900,000</u>

Operations

HORSE RACING INCENTIVE PROGRAM				<u>154,946,000</u>				<u>154,946,000</u>
Granting of racing incentives for the promotion of racing industry including prizes in stakes races				154,946,000				154,946,000
HORSE RACING REGULATORY PROGRAM		<u>24,890,000</u>		<u>17,644,000</u>				<u>42,534,000</u>
Formulation and implementation of policies and rules on horse racing and regulation of horse racing operations		<u>24,890,000</u>		<u>17,644,000</u>				<u>42,534,000</u>
Sub-total, Operations		<u>24,890,000</u>		<u>172,590,000</u>				<u>197,480,000</u>
TOTAL NEW APPROPRIATIONS	P	<u><u>44,023,000</u></u>	P	<u><u>185,357,000</u></u>	P	<u><u>10,000,000</u></u>	P	<u><u>239,380,000</u></u>

New Appropriations, by Object of Expenditures
(In Thousand Pesos)

Current Operating Expenditures

Personnel Services

Civilian Personnel

Permanent Positions

Basic Salary								<u>32,656</u>
Total Permanent Positions								<u>32,656</u>

Other Compensation Common to All

Personnel Economic Relief Allowance								1,632
Representation Allowance								402
Transportation Allowance								402
Clothing and Uniform Allowance								408
Mid-Year Bonus - Civilian								2,721
Year End Bonus								2,721
Cash Gift								340
Per Diems								1,440
Productivity Enhancement Incentive								340
Step Increment								<u>82</u>
Total Other Compensation Common to All								<u>10,488</u>

Other Benefits

PAG-IBIG Contributions								82
------------------------	--	--	--	--	--	--	--	----

PhilHealth Contributions	715
Employees Compensation Insurance Premiums	82
Total Other Benefits	879
Total Personnel Services	44,023
Maintenance and Other Operating Expenses	
Travelling Expenses	1,930
Training and Scholarship Expenses	600
Supplies and Materials Expenses	11,297
Utility Expenses	1,270
Communication Expenses	1,975
Awards/Rewards and Prizes	154,946
Confidential, Intelligence and Extraordinary Expenses	
Extraordinary and Miscellaneous Expenses	210
Professional Services	1,740
General Services	700
Repairs and Maintenance	430
Taxes, Insurance Premiums and Other Fees	200
Other Maintenance and Operating Expenses	
Advertising Expenses	200
Printing and Publication Expenses	100
Representation Expenses	708
Rent/Lease Expenses	1,450
Subscription Expenses	100
Other Maintenance and Operating Expenses	7,501
Total Maintenance and Other Operating Expenses	185,357
Total Current Operating Expenditures	229,380
Capital Outlays	
Property, Plant and Equipment Outlay	
Transportation Equipment Outlay	10,000
Total Capital Outlays	10,000
TOTAL NEW APPROPRIATIONS	239,380

X. PHILIPPINE SPACE AGENCY

For general administration and support, and operations, as indicated hereunder P 847,658,000

New Appropriations, by Programs/Projects

	<u>Current Operating Expenditures</u>			
	<u>Personnel Services</u>	<u>Maintenance and Other Operating Expenses</u>	<u>Capital Outlays</u>	<u>Total</u>
A. REGULAR PROGRAMS				
General Administration and Support	P 38,854,000	P 118,929,000	P 20,500,000	P 178,283,000

Operations	<u>54,218,000</u>	<u>594,157,000</u>	<u>21,000,000</u>	<u>669,375,000</u>
SPACE SCIENCE AND TECHNOLOGY APPLICATION (SSTA) PROGRAM	<u>54,218,000</u>	<u>594,157,000</u>	<u>21,000,000</u>	<u>669,375,000</u>
TOTAL NEW APPROPRIATIONS	P <u>93,072,000</u>	P <u>713,086,000</u>	P <u>41,500,000</u>	P <u>847,658,000</u>

Special Provision(s)

1. **Reporting and Posting Requirements.** The Philippine Space Agency (PhilSA) shall submit quarterly reports on its financial and physical accomplishments, within thirty (30) days after the end of every quarter, through the following:

- (a) URS or other electronic means for reports not covered by the URS; and
- (b) PhilSA's website.

The PhilSA shall send written notice when said reports have been submitted or posted on its website to the DBM, House of Representatives, Senate of the Philippines, House Committee on Appropriations, Senate Committee on Finance, and other offices where the submission of reports is required under existing laws, rules and regulations. The date of notice to said agencies shall be considered the date of compliance with this requirement.

2. **Appropriations for Activities or Projects.** The amounts appropriated herein shall be used specifically for the following activities or projects in the indicated amounts and conditions:

New Appropriations, by Programs/Activities/Projects

	<u>Current Operating Expenditures</u>			
	<u>Personnel Services</u>	<u>Maintenance and Other Operating Expenses</u>	<u>Capital Outlays</u>	<u>Total</u>
REGULAR PROGRAMS				
General Administration and Support				
General Management and Supervision	P <u>38,854,000</u>	P <u>118,929,000</u>	P <u>20,500,000</u>	P <u>178,283,000</u>
Sub-total, General Administration and Support	<u>38,854,000</u>	<u>118,929,000</u>	<u>20,500,000</u>	<u>178,283,000</u>
Operations				
SPACE SCIENCE AND TECHNOLOGY APPLICATION (SSTA) PROGRAM	<u>54,218,000</u>	<u>594,157,000</u>	<u>21,000,000</u>	<u>669,375,000</u>
Research and development and capacity building	11,998,000	538,157,000		550,155,000
Technical Operations and Services	28,432,000	53,000,000	21,000,000	102,432,000
Promotion, Policy Planning and International Cooperation	<u>13,788,000</u>	<u>3,000,000</u>		<u>16,788,000</u>
Sub-total, Operations	<u>54,218,000</u>	<u>594,157,000</u>	<u>21,000,000</u>	<u>669,375,000</u>
TOTAL NEW APPROPRIATIONS	P <u>93,072,000</u>	P <u>713,086,000</u>	P <u>41,500,000</u>	P <u>847,658,000</u>

New Appropriations, by Object of Expenditures
(In Thousand Pesos)

Current Operating Expenditures**Personnel Services****Civilian Personnel**

Permanent Positions	
Basic Salary	72,218
Total Permanent Positions	72,218
Other Compensation Common to All	
Personnel Economic Relief Allowance	2,520
Representation Allowance	1,344
Transportation Allowance	1,344
Clothing and Uniform Allowance	630
Mid-Year Bonus - Civilian	6,019
Year End Bonus	6,019
Cash Gift	525
Productivity Enhancement Incentive	525
Step Increment	180
Total Other Compensation Common to All	19,106
Other Benefits	
PAG-IBIG Contributions	126
PhilHealth Contributions	1,496
Employees Compensation Insurance Premiums	126
Total Other Benefits	1,748
Total Personnel Services	93,072
Maintenance and Other Operating Expenses	
Travelling Expenses	11,298
Training and Scholarship Expenses	4,292
Supplies and Materials Expenses	11,293
Utility Expenses	7,889
Communication Expenses	9,338
Survey, Research, Exploration and Development Expenses	541,717
Confidential, Intelligence and Extraordinary Expenses	
Extraordinary and Miscellaneous Expenses	1,761
Professional Services	14,270
General Services	3,750
Repairs and Maintenance	6,376
Financial Assistance/Subsidy	26,900
Taxes, Insurance Premiums and Other Fees	1,060
Other Maintenance and Operating Expenses	
Printing and Publication Expenses	560
Representation Expenses	2,020
Rent/Lease Expenses	69,829
Subscription Expenses	733
Total Maintenance and Other Operating Expenses	713,086
Total Current Operating Expenditures	806,158
Capital Outlays	
Property, Plant and Equipment Outlay	
Machinery and Equipment Outlay	31,000
Transportation Equipment Outlay	10,500

Total Capital Outlays	41,500
TOTAL NEW APPROPRIATIONS	847,658

Y. PHILIPPINE SPORTS COMMISSION

For general administration and support, and operations, including locally-funded project(s), as indicated hereunder P 2,276,700,000

New Appropriations, by Programs/Projects

	Current Operating Expenditures			
	Personnel Services	Maintenance and Other Operating Expenses	Capital Outlays	Total
A. REGULAR PROGRAMS				
General Administration and Support	P 42,123,000	P 43,486,000	P 5,000,000	P 90,609,000
Operations	30,460,000	235,631,000		266,091,000
AMATEUR SPORTS DEVELOPMENT PROGRAM	30,460,000	235,631,000		266,091,000
Total, Regular Programs	72,583,000	279,117,000	5,000,000	356,700,000
B. PROJECT(S)				
Locally-Funded Project(s)		1,920,000,000		1,920,000,000
Total, Project(s)		1,920,000,000		1,920,000,000
TOTAL NEW APPROPRIATIONS	P 72,583,000	P 2,199,117,000	P 5,000,000	P 2,276,700,000

Special Provision(s)

1. **National Sports Development Fund.** In addition to the amounts appropriated herein, the National Sports Development Fund (NSDF) shall be used for the National Sports Development Program sourced from the following, in accordance with Section 26 of R.A. No. 6847:

- Twenty Nine Million Eight Hundred Twenty Six Thousand Pesos (P29,826,000) from taxes on horse races during special holidays, share from all taxes collected on imported athletic equipment and proceeds from the sale of stamps depicting sports events. Said amount shall be deposited with the National Treasury and released subject to the submission of a Special Budget pursuant to Section 35, Chapter 5, Book VI of E.O. No. 292, s. 1987; and
- Proceeds of sweepstakes or lottery draws of the PCSO and the PSC's share from the gross income of the PAGCOR which shall be deposited with an authorized government depository bank.

The NSDF shall likewise be used for the following purposes:

- At least Six Million Pesos (P6,000,000) for the research, promotion, development and implementation of Sports Science and Sports Medicine in the country;
- Assistance to national sports associations, private associations and entities, civil service organizations and individuals relative to the implementation of the National Physical Fitness and Sports;
- Training and preparation of national athletes and coaches, as well as the selection of individual athletes at the elementary and high school levels for individual sports events and for maintenance of the training venues for the national athletes and coaches; and
- Payment of cash incentives and retirement benefits to national athletes and coaches in accordance with the provisions of R.A. No. 10699.

In no case shall the foregoing amounts be used for any other purpose.

2. **Appropriations for the Philippine Sports Commission.** The amounts appropriated herein shall be used for the following:

- Sixty Six Million Six Hundred Forty Four Thousand Pesos (P66,644,000) for Amateur Sports Promotion and Development;
- One Hundred Ninety Nine Million Four Hundred Forty Seven Thousand Pesos (P199,447,000) for Grassroots Centerpiece Program; and
- Ninety Million Six Hundred Nine Thousand Pesos (P90,609,000) for General Administration and Support.

In no case shall said amounts be used as assistance to national sports associations and entities, civil service organizations, and individuals.

3. **Basic and Meal Allowances of Athletes.** The PSC shall ensure that all qualified national athletes are uniformly granted basic and meal allowances which should be charged against the NSDF. For this purpose, regular national athletes shall receive the following monthly basic allowance based on their classification:

- Class A - Thirty Thousand Pesos (P30,000);
- Class B - Twenty Seven Thousand Pesos (P27,000);
- Class C - (i) Silver Medalist - Twenty Four Thousand Pesos (P24,000); and (ii) Bronze Medalist - Twenty One Thousand Pesos (P21,000);

(d) Team Sports - Seventeen Thousand Pesos (P17,000); and

(e) Training Pool - (i) Non-medalist/downgraded - Twelve Thousand Six Hundred Pesos (P12,600); and (ii) New Entries/Alternates/Sparring Partners - Ten Thousand Two Hundred Pesos (P10,200)

For athletes who garnered medals during international competition for the year shall be allowed the following allowance scheme under the Priority Athletes Program of the Commission, with the following rates:

(a) Platinum - Forty Five Thousand Pesos (P45,000);

(b) Priority A - Forty Three Thousand Pesos (P43,000);

(c) Priority B - Thirty Six Thousand Pesos (P36,000); and

(d) Priority C - Thirty Three Thousand Pesos (P33,000)

The scheme shall cover athletes who are qualified and endorsed by their respective National Sports Associations to be part of the said program.

Implementation of this provision shall be in accordance with PSC Resolution No. 400-2019 dated March 21, 2019, PSC Board Resolution No. 493-2020 dated March 2, 2020, and such other guidelines that may be issued for the purpose.

4. **Reporting and Posting Requirements.** The PSC shall submit quarterly reports on its financial and physical accomplishments, within thirty (30) days after the end of every quarter, through the following:

(a) URS or other electronic means for reports not covered by the URS; and

(b) PSC's website.

The PSC shall send written notice when said reports have been submitted or posted on its website to the DBM, House of Representatives, Senate of the Philippines, House Committee on Appropriations, Senate Committee on Finance, and other offices where the submission of reports is required under existing laws, rules and regulations. The date of notice to said agencies shall be considered the date of compliance with this requirement.

5. **Appropriations for Activities or Projects.** The amounts appropriated herein shall be used specifically for the following activities or projects in the indicated amounts and conditions:

New Appropriations, by Programs/Activities/Projects

	Current Operating Expenditures			
	Personnel Services	Maintenance and Other Operating Expenses	Capital Outlays	Total
REGULAR PROGRAMS				
General Administration and Support				
General Management and Supervision	P 42,123,000	P 43,486,000	P 5,000,000	P 90,609,000
Sub-total, General Administration and Support	42,123,000	43,486,000	5,000,000	90,609,000
Operations				
AMATEUR SPORTS DEVELOPMENT PROGRAM	30,460,000	235,631,000		266,091,000
Policy and Program Formulation and Amateur Sport Development and Promotion	30,460,000	36,184,000		66,644,000
National Sport for All-Grassroot Centerpiece Program		199,447,000		199,447,000
Sub-total, Operations	30,460,000	235,631,000		266,091,000
Total, Programs	72,583,000	279,117,000	5,000,000	356,700,000
PROJECT(S)				
Locally-Funded Project(s)		1,920,000,000		1,920,000,000
Support to Elite Athletes for Paris Olympics		50,000,000		50,000,000
Preparation, Training and Participation for the Southeast Asian Games (SEA GAMES)		140,000,000		140,000,000

Preparation, Training and Participation for the Asian Games	50,000,000	50,000,000
Preparation, Training and Participation for the Asian Indoor Martial Arts Games	30,000,000	30,000,000
Preparation, Training and Participation for the World Combat Games	30,000,000	30,000,000
Preparation, Training and Participation for the Association of National Olympic Committee (ANOC) World Beach Games	30,000,000	30,000,000
Preparation, Training and Participation for the Asian Beach Games	30,000,000	30,000,000
Preparation, Training and Participation for the ASEAN Para Games 2023	30,000,000	30,000,000
Preparation, Training and Participation for the Asian Para Games 2023	30,000,000	30,000,000
Operational Expenses for the Hosting of the 2023 FIBA World Cup	200,000,000	200,000,000
Samahang Basketbolista ng Pilipinas - World Cup Promotions	800,000,000	800,000,000
Financial Assistance to Athletes	230,000,000	230,000,000
Training and Support for the Philippine Swimming, Inc. (PSI)	10,000,000	10,000,000
Advance Research and Development in Sport Sciences and Sports Technology	30,000,000	30,000,000
Sports Infrastructure Program	10,000,000	10,000,000
Training, Seminars, Competition for Arnis	10,000,000	10,000,000
Volleyball Nations League	10,000,000	10,000,000
Preparation, Training and Support for Samahang Kickboxing	10,000,000	10,000,000
Philippine ROTC Games	40,000,000	40,000,000
Financial Assistance in Support of Community Sports Development and Sportsfest	150,000,000	150,000,000
Sub-Total, Locally-Funded Project(s)	1,920,000,000	1,920,000,000
Total, Project(s)	1,920,000,000	1,920,000,000
TOTAL NEW APPROPRIATIONS	P 72,583,000	P 2,199,117,000
	P 5,000,000	P 2,276,700,000

New Appropriations, by Object of Expenditures
(In Thousand Pesos)

Current Operating Expenditures

Personnel Services

Civilian Personnel

Permanent Positions

Basic Salary	55,459
--------------	--------

Total Permanent Positions	55,459
---------------------------	--------

Other Compensation Common to All

Personnel Economic Relief Allowance	2,568
Representation Allowance	1,056
Transportation Allowance	996
Clothing and Uniform Allowance	642
Mid-Year Bonus - Civilian	4,622
Year End Bonus	4,622
Cash Gift	535
Productivity Enhancement Incentive	535
Step Increment	139

Total Other Compensation Common to All	15,715
--	--------

Other Benefits

PAG-IBIG Contributions	128
PhilHealth Contributions	1,103
Employees Compensation Insurance Premiums	128
Loyalty Award - Civilian	50

Total Other Benefits	1,409
----------------------	-------

Total Personnel Services	72,583
--------------------------	--------

Maintenance and Other Operating Expenses

Travelling Expenses	564,000
Training and Scholarship Expenses	500
Supplies and Materials Expenses	356,757
Utility Expenses	20,100
Communication Expenses	2,135
Confidential, Intelligence and Extraordinary Expenses	
Extraordinary and Miscellaneous Expenses	800
General Services	35,000
Repairs and Maintenance	300
Financial Assistance / Subsidy	810,000
Taxes, Insurance Premiums and Other Fees	500
Other Maintenance and Operating Expenses	
Advertising Expenses	500
Transportation and Delivery Expenses	400
Rents/Lease Expenses	2,100
Subscription Expenses	200
Other Maintenance and Operating Expenses	405,825

Total Maintenance and Other Operating Expenses	2,199,117
--	-----------

Total Current Operating Expenditures	2,271,700
--------------------------------------	-----------

Capital Outlays	
Property, Plant and Equipment Outlay	
Machinery and Equipment Outlay	5,000
Total Capital Outlays	5,000
TOTAL NEW APPROPRIATIONS	2,276,700

Z. PRESIDENTIAL LEGISLATIVE LIAISON OFFICE

For general administration and support, and operations, as indicated hereunder P 104,917,000

New Appropriations, by Programs/Projects

	Current Operating Expenditures			Total
	Personnel Services	Maintenance and Other Operating Expenses	Capital Outlays	
A. REGULAR PROGRAMS				
General Administration and Support	P 18,663,000	P 16,621,000		P 35,284,000
Operations	39,292,000	30,341,000		69,633,000
LEGISLATIVE POLICY REFORMS AND DEVELOPMENT PROGRAM	39,292,000	30,341,000		69,633,000
TOTAL NEW APPROPRIATIONS	P 57,955,000	P 46,962,000		P 104,917,000

Special Provision(s)

1. **Reporting and Posting Requirements.** The Presidential Legislative Liaison Office (PLLO) shall submit quarterly reports on its financial and physical accomplishments, within thirty (30) days after the end of every quarter, through the following:

- (a) URS or other electronic means for reports not covered by the URS; and
- (b) PLLO's website.

The PLLO shall send written notice when said reports have been submitted or posted on its website to the DBM, House of Representatives, Senate of the Philippines, House Committee on Appropriations, Senate Committee on Finance, and other offices where the submission of reports is required under existing laws, rules and regulations. The date of notice to said agencies shall be considered the date of compliance with this requirement.

2. **Appropriations for Activities or Projects.** The amounts appropriated herein shall be used specifically for the following activities or projects in the indicated amounts and conditions:

New Appropriations, by Programs/Activities/Projects

	Current Operating Expenditures			Total
	Personnel Services	Maintenance and Other Operating Expenses	Capital Outlays	
REGULAR PROGRAMS				
General Administration and Support				
General Management and Supervision	P 18,663,000	P 16,621,000		P 35,284,000
Sub-total, General Administration and Support	18,663,000	16,621,000		35,284,000

Operations

LEGISLATIVE POLICY REFORMS AND DEVELOPMENT PROGRAM	39,292,000	30,341,000	69,633,000
Formulation and implementation of advocacy strategies and strategic interventions towards stakeholders consensus-building on congressional initiatives consistent with the policy reform and development programs of the Administration	39,292,000	30,341,000	69,633,000
Sub-total, Operations	39,292,000	30,341,000	69,633,000
TOTAL NEW APPROPRIATIONS	P 57,955,000	P 46,962,000	P 104,917,000

New Appropriations, by Object of Expenditures
(In Thousand Pesos)

Current Operating Expenditures

Personnel Services

Civilian Personnel

Permanent Positions

Basic Salary	43,416
--------------	--------

Total Permanent Positions	43,416
---------------------------	--------

Other Compensation Common to All

Personnel Economic Relief Allowance	1,152
Representation Allowance	1,494
Transportation Allowance	1,362
Clothing and Uniform Allowance	288
Mid-Year Bonus - Civilian	3,618
Year End Bonus	3,618
Cash Gift	240
Productivity Enhancement Incentive	240
Step Increment	108

Total Other Compensation Common to All	12,120
--	--------

Other Benefits

PAG-IBIG Contributions	58
PhilHealth Contributions	760
Employees Compensation Insurance Premiums	58
Loyalty Award - Civilian	30

Total Other Benefits	906
----------------------	-----

Non-Permanent Positions	1,513
-------------------------	-------

Total Personnel Services	57,955
--------------------------	--------

Maintenance and Other Operating Expenses

Travelling Expenses	3,290
Training and Scholarship Expenses	5,670

Supplies and Materials Expenses	6,499
Utility Expenses	752
Communication Expenses	3,009
Confidential, Intelligence and Extraordinary Expenses	
Extraordinary and Miscellaneous Expenses	1,829
Professional Services	5,871
General Services	1,080
Repairs and Maintenance	619
Taxes, Insurance Premiums and Other Fees	488
Other Maintenance and Operating Expenses	
Representation Expenses	12,018
Transportation and Delivery Expenses	25
Rent/Lease Expenses	5,023
Subscription Expenses	389
Donations	100
Other Maintenance and Operating Expenses	300
Total Maintenance and Other Operating Expenses	46,962
Total Current Operating Expenditures	104,917
TOTAL NEW APPROPRIATIONS	104,917

AA. PRESIDENTIAL MANAGEMENT STAFF

For general administration and support, support to operations, and operations, as indicated hereunder P 1,753,141,000

New Appropriations, by Programs/Projects

	Current Operating Expenditures			
	Personnel Services	Maintenance and Other Operating Expenses	Capital Outlays	Total
A. REGULAR PROGRAMS				
General Administration and Support	P 141,728,000	P 629,099,000	P 264,795,000	P 1,035,622,000
Support to Operations	21,501,000	14,573,000		36,074,000
Operations	337,404,000	328,703,000	15,338,000	681,445,000
PRESIDENTIAL STAFF SUPPORT PROGRAM	285,753,000	250,499,000		536,252,000
PRESIDENTIAL DOCUMENTATION AND BROADCAST MANAGEMENT PROGRAM	51,651,000	78,204,000	15,338,000	145,193,000
TOTAL NEW APPROPRIATIONS	P 500,633,000	P 972,375,000	P 280,133,000	P 1,753,141,000

Special Provision(s)

1. **Reporting and Posting Requirements.** The Presidential Management Staff (PMS) shall submit quarterly reports on its financial and physical accomplishments, within thirty (30) days after the end of every quarter, through the following:

- (a) URS or other electronic means for reports not covered by the URS; and
- (b) PMS' website.

The PMS shall send written notice when said reports have been submitted or posted on its website to the DBM, House of Representatives, Senate of the Philippines, House Committee on Appropriations, Senate Committee on Finance, and other offices where the submission of reports is required under existing laws, rules and regulations. The date of notice to said agencies shall be considered the date of compliance with this requirement.

2. **Appropriations for Activities or Projects.** The amounts appropriated herein shall be used specifically for the following activities or projects in the indicated amounts and conditions:

New Appropriations, by Programs/Activities/Projects

	Current Operating Expenditures			
	Personnel Services	Maintenance and Other Operating Expenses	Capital Outlays	Total
REGULAR PROGRAMS				
General Administration and Support				
General Management and Supervision	P 140,070,000	P 629,099,000	P 264,795,000	P 1,033,964,000
National Capital Region (NCR)	140,070,000	629,099,000	264,795,000	1,033,964,000
Central Office	126,343,000	609,950,000	264,205,000	1,000,498,000
Presidential Broadcast Staff (RTVM)	13,727,000	19,149,000	590,000	33,466,000
Administration of Personnel Benefits	1,658,000			1,658,000
National Capital Region (NCR)	1,658,000			1,658,000
Central Office	1,535,000			1,535,000
Presidential Broadcast Staff (RTVM)	123,000			123,000
Sub-total, General Administration and Support	141,728,000	629,099,000	264,795,000	1,035,622,000
Support to Operations				
Provision of legal and information communication technology (ICT) services	21,501,000	14,573,000		36,074,000
National Capital Region (NCR)	21,501,000	14,573,000		36,074,000
Central Office	21,501,000	14,573,000		36,074,000
Sub-total, Support to Operations	21,501,000	14,573,000		36,074,000
Operations				
PRESIDENTIAL STAFF SUPPORT PROGRAM	285,753,000	250,499,000		536,252,000
Provision of decision inputs for the Presidency and the conduct of policy research and complete staff work in support of the President's priority development agenda	78,487,000	31,055,000		109,542,000
National Capital Region (NCR)	78,487,000	31,055,000		109,542,000
Central Office	78,487,000	31,055,000		109,542,000
Monitoring and evaluation of and facilitation work on Presidential directives, priority programs, and projects	107,477,000	143,495,000		250,972,000
National Capital Region (NCR)	107,477,000	143,495,000		250,972,000

Central Office	107,477,000	143,495,000		250,972,000
Management of Presidential engagements and provision of secretariat support to various Presidential bodies	<u>99,789,000</u>	<u>75,949,000</u>		<u>175,738,000</u>
National Capital Region (NCR)	<u>99,789,000</u>	<u>75,949,000</u>		<u>175,738,000</u>
Central Office	99,789,000	75,949,000		175,738,000
PRESIDENTIAL DOCUMENTATION AND BROADCAST MANAGEMENT PROGRAM	<u>51,651,000</u>	<u>78,204,000</u>	<u>15,338,000</u>	<u>145,193,000</u>
Provision of audio / video coverage of Presidential events and the Executives for documentation and broadcast dissemination; and production of developmental communication programs for public information	<u>51,651,000</u>	<u>78,204,000</u>	<u>15,338,000</u>	<u>145,193,000</u>
National Capital Region (NCR)	<u>51,651,000</u>	<u>78,204,000</u>	<u>15,338,000</u>	<u>145,193,000</u>
Presidential Broadcast Staff (RTVM)	<u>51,651,000</u>	<u>78,204,000</u>	<u>15,338,000</u>	<u>145,193,000</u>
Sub-total, Operations	<u>337,404,000</u>	<u>328,703,000</u>	<u>15,338,000</u>	<u>681,445,000</u>
TOTAL NEW APPROPRIATIONS	P <u>500,633,000</u>	P <u>972,375,000</u>	P <u>280,133,000</u>	P <u>1,753,141,000</u>

New Appropriations, by Object of Expenditures
(In Thousand Pesos)

Current Operating Expenditures

Personnel Services

Civilian Personnel

Permanent Positions

Basic Salary	211,545
Creation of New Positions	<u>125,774</u>

Total Permanent Positions	<u>337,319</u>
---------------------------	----------------

Other Compensation Common to All

Personnel Economic Relief Allowance	13,416
Representation Allowance	7,182
Transportation Allowance	7,182
Clothing and Uniform Allowance	3,354
Honoraria	1,530
Mid-Year Bonus - Civilian	28,109
Year End Bonus	28,109
Cash Gift	2,795
Productivity Enhancement Incentive	2,795
Step Increment	<u>529</u>

Total Other Compensation Common to All	<u>95,001</u>
--	---------------

Other Benefits	
PAG-IBIG Contributions	672
PhilHealth Contributions	5,788
Employees Compensation Insurance Premiums	672
Loyalty Award - Civilian	286
Terminal Leave	1,658
	<hr/>
Total Other Benefits	9,076
	<hr/>
Non-Permanent Positions	59,237
	<hr/>
Total Personnel Services	500,633
	<hr/>
Maintenance and Other Operating Expenses	
Travelling Expenses	222,233
Training and Scholarship Expenses	23,614
Supplies and Materials Expenses	166,712
Utility Expenses	51,384
Communication Expenses	77,658
Confidential, Intelligence and Extraordinary Expenses	
Extraordinary and Miscellaneous Expenses	6,161
Professional Services	34,956
General Services	111,377
Repairs and Maintenance	93,532
Taxes, Insurance Premiums and Other Fees	25,210
Other Maintenance and Operating Expenses	
Advertising Expenses	100
Printing and Publication Expenses	351
Representation Expenses	64,287
Rent/Lease Expenses	30,880
Membership Dues and Contributions to Organizations	40
Subscription Expenses	59,350
Other Maintenance and Operating Expenses	4,530
	<hr/>
Total Maintenance and Other Operating Expenses	972,375
	<hr/>
Total Current Operating Expenditures	1,473,008
	<hr/>
Capital Outlays	
Property, Plant and Equipment Outlay	
Machinery and Equipment Outlay	98,346
Transportation Equipment Outlay	47,285
Furniture, Fixtures and Books Outlay	45,786
Other Property Plant and Equipment Outlay	88,716
	<hr/>
Total Capital Outlays	280,133
	<hr/>
TOTAL NEW APPROPRIATIONS	1,753,141
	<hr/>

GENERAL SUMMARY
OTHER EXECUTIVE OFFICES

		Current Operating Expenditures				
		Personnel Services	Maintenance and Other Operating Expenses	Capital Outlays	Total	
A.	ANTI-MONEY LAUNDERING COUNCIL	P	P	165,695,000 P	18,133,000 P	183,828,000
B.	ANTI-RED TAPE AUTHORITY	112,334,000	174,449,000	49,316,000		336,099,000
C.	CLIMATE CHANGE COMMISSION	48,194,000	80,016,000			128,210,000
D.	COMMISSION ON FILIPINOS OVERSEAS	52,611,000	113,014,000	15,392,000		181,017,000
E.	COMMISSION ON HIGHER EDUCATION	468,557,000	30,319,336,000	100,000,000		30,887,893,000
F.	COMMISSION ON THE FILIPINO LANGUAGE	43,070,000	37,573,000			80,643,000
G.	DANGEROUS DRUGS BOARD	77,316,000	248,847,000	37,495,000		363,658,000
H.	ENERGY REGULATORY COMMISSION	258,292,000	680,284,000	88,446,000		1,027,022,000
I.	FILM DEVELOPMENT COUNCIL OF THE PHILIPPINES	26,097,000	280,827,000			306,924,000
J.	GAMES AND AMUSEMENT BOARD	81,953,000	58,019,000			139,972,000
K.	GOVERNANCE COMMISSION FOR GOVERNMENT-OWNED OR CONTROLLED CORPORATIONS	202,329,000	180,972,000	29,400,000		412,701,000
L.	MINDANAO DEVELOPMENT AUTHORITY	83,070,000	108,879,000	9,300,000		201,249,000
M.	MOVIE AND TELEVISION REVIEW AND CLASSIFICATION BOARD	44,622,000		20,562,000		65,184,000
N. NATIONAL COMMISSION FOR CULTURE AND THE ARTS						
N.1.	NATIONAL COMMISSION FOR CULTURE AND THE ARTS (PROPER)	25,163,000	241,000,000	7,500,000		273,663,000
N.2.	NATIONAL HISTORICAL COMMISSION OF THE PHILIPPINES	96,355,000	143,042,000	96,537,000		335,934,000
N.3.	NATIONAL LIBRARY OF THE PHILIPPINES	72,800,000	110,472,000	44,050,000		227,322,000
N.4.	NATIONAL ARCHIVES OF THE PHILIPPINES	70,787,000	111,272,000	33,200,000		215,259,000
SUB-TOTAL, NATIONAL COMMISSION FOR CULTURE AND THE ARTS		265,105,000	605,786,000	181,287,000		1,052,178,000
O.	NATIONAL COMMISSION OF SENIOR CITIZENS	51,893,000	141,450,000			193,343,000
P.	NATIONAL INTELLIGENCE COORDINATING AGENCY	695,954,000	689,121,000			1,385,075,000
Q.	NATIONAL SECURITY COUNCIL	139,570,000	209,457,000	69,807,000		418,834,000
R.	OFFICE OF THE PRESIDENTIAL ADVISER ON PEACE, RECONCILIATION AND UNITY	199,342,000	1,759,703,000	2,119,000		1,961,164,000
S.	OPTICAL MEDIA BOARD	48,216,000				48,216,000

T. PHILIPPINE COMPETITION COMMISSION	274,924,000	306,494,000	3,500,000	584,918,000
U. PHILIPPINE DRUG ENFORCEMENT AGENCY	1,817,084,000	1,197,733,000	6,755,000	3,021,572,000
V. PHILIPPINE INFORMATION AGENCY	266,872,000	174,336,000		441,208,000
W. PHILIPPINE RACING COMMISSION	44,023,000	185,357,000	10,000,000	239,380,000
X. PHILIPPINE SPACE AGENCY	93,072,000	713,086,000	41,500,000	847,658,000
Y. PHILIPPINE SPORTS COMMISSION	72,583,000	2,199,117,000	5,000,000	2,276,700,000
Z. PRESIDENTIAL LEGISLATIVE LIAISON OFFICE	57,955,000	46,962,000		104,917,000
AA. PRESIDENTIAL MANAGEMENT STAFF	<u>500,633,000</u>	<u>972,375,000</u>	<u>280,133,000</u>	<u>1,753,141,000</u>
TOTAL NEW APPROPRIATIONS, OTHER EXECUTIVE OFFICES	P <u>6,025,671,000</u>	P <u>41,648,888,000</u>	P <u>968,145,000</u>	P <u>48,642,704,000</u>

XXX. JOINT LEGISLATIVE-EXECUTIVE COUNCILS**A. LEGISLATIVE-EXECUTIVE DEVELOPMENT ADVISORY COUNCIL**

For operations, as indicated hereunder P 2,879,000

New Appropriations, by Programs/Projects

	Current Operating Expenditures			Total
	Personnel Services	Maintenance and Other Operating Expenses	Capital Outlays	
A. REGULAR PROGRAMS				
Operations	P <u>2,732,000</u>	P <u>147,000</u>		P <u>2,879,000</u>
LEDAC SECRETARIAT SUPPORT PROGRAM	<u>2,732,000</u>	<u>147,000</u>		<u>2,879,000</u>
TOTAL NEW APPROPRIATIONS	P <u>2,732,000</u>	P <u>147,000</u>		P <u>2,879,000</u>

Special Provision(s)

1. **Reporting and Posting Requirements.** The Legislative-Executive Development Advisory Council (LEDAC) shall submit quarterly reports on its financial and physical accomplishments, within thirty (30) days after the end of every quarter, through the following:

- (a) Unified Reporting System (URS) or other electronic means for reports not covered by the URS; and
- (b) LEDAC's website.

The LEDAC shall send written notice when said reports have been submitted or posted on its website to the DBM, House of Representatives, Senate of the Philippines, House Committee on Appropriations, Senate Committee on Finance, and other offices where the submission of reports is required under existing laws, rules and regulations. The date of notice to said agencies shall be considered the date of compliance with this requirement.

2. **Appropriations for Activities or Projects.** The amounts appropriated herein shall be used specifically for the following activities or projects in the indicated amounts and conditions:

New Appropriations, by Programs/Activities/Projects

	Current Operating Expenditures			Total
	Personnel Services	Maintenance and Other Operating Expenses	Capital Outlays	
REGULAR PROGRAMS				
Operations				
LEDAC SECRETARIAT SUPPORT PROGRAM	P <u>2,732,000</u>	P <u>147,000</u>		P <u>2,879,000</u>
Provision of technical and secretariat support services to the Council and its sub-committee and technical working group	<u>2,732,000</u>	<u>147,000</u>		<u>2,879,000</u>
Total, Operations	<u>2,732,000</u>	<u>147,000</u>		<u>2,879,000</u>
TOTAL NEW APPROPRIATIONS	P <u>2,732,000</u>	P <u>147,000</u>		P <u>2,879,000</u>

New Appropriations, by Object of Expenditures
(In Thousand Pesos)

Current Operating Expenditures

Personnel Services

Civilian Personnel

Permanent Positions

Basic Salary	1,742
--------------	-------

Total Permanent Positions	1,742
---------------------------	-------

Other Compensation Common to All

Personnel Economic Relief Allowance	48
-------------------------------------	----

Clothing and Uniform Allowance	12
--------------------------------	----

Mid-Year Bonus - Civilian	145
---------------------------	-----

Year End Bonus	145
----------------	-----

Cash Gift	10
-----------	----

Productivity Enhancement Incentive	10
------------------------------------	----

Step Increment	4
----------------	---

Total Other Compensation Common to All	374
--	-----

Other Benefits

PAG-IBIG Contributions	2
------------------------	---

PhilHealth Contributions	39
--------------------------	----

Employees Compensation Insurance Premiums	2
---	---

Total Other Benefits	43
----------------------	----

Non-Permanent Positions	573
-------------------------	-----

Total Personnel Services	2,732
--------------------------	-------

Maintenance and Other Operating Expenses

Travelling Expenses	1
---------------------	---

Training and Scholarship Expenses	20
-----------------------------------	----

Supplies and Materials Expenses	59
---------------------------------	----

Repairs and Maintenance	10
-------------------------	----

Taxes, Insurance Premiums and Other Fees	17
--	----

Other Maintenance and Operating Expenses	
--	--

Representation Expenses	40
-------------------------	----

Total Maintenance and Other Operating Expenses	147
--	-----

Total Current Operating Expenditures	2,879
--------------------------------------	-------

TOTAL NEW APPROPRIATIONS	2,879
--------------------------	-------

GENERAL SUMMARY
JOINT LEGISLATIVE-EXECUTIVE COUNCILS

	Current Operating Expenditures			
	Personnel Services	Maintenance and Other Operating Expenses	Capital Outlays	Total
A. LEGISLATIVE-EXECUTIVE DEVELOPMENT ADVISORY COUNCIL	P 2,732,000	P 147,000		P 2,879,000
TOTAL NEW APPROPRIATIONS, JOINT LEGISLATIVE-EXECUTIVE COUNCILS	P 2,732,000	P 147,000		P 2,879,000

XXXI. THE JUDICIARY**A. SUPREME COURT OF THE PHILIPPINES AND THE LOWER COURTS**

For general administration and support, support to operations, and operations, including the requirements of the Judicial Reform Program and locally-funded project(s), as indicated hereunder P 43,171,614,000

New Appropriations, by Programs/Projects

	<u>Current Operating Expenditures</u>			
	<u>Personnel Services</u>	<u>Maintenance and Other Operating Expenses</u>	<u>Capital Outlays</u>	<u>Total</u>
A. REGULAR PROGRAMS				
General Administration and Support	P 11,453,670,000	P 4,304,565,000	P 306,044,000	P 16,064,279,000
Support to Operations	161,386,000	135,507,000	41,950,000	338,843,000
Operations	<u>21,766,508,000</u>	<u>3,178,613,000</u>	<u>9,710,000</u>	<u>24,954,831,000</u>
ADJUDICATION PROGRAM	<u>21,766,508,000</u>	<u>3,178,613,000</u>	<u>9,710,000</u>	<u>24,954,831,000</u>
Total, Regular Programs	<u>33,381,564,000</u>	<u>7,618,685,000</u>	<u>357,704,000</u>	<u>41,357,953,000</u>
B. PROJECT(S)				
Locally-Funded Project(s)		<u>540,900,000</u>	<u>1,272,761,000</u>	<u>1,813,661,000</u>
Total, Project(s)		<u>540,900,000</u>	<u>1,272,761,000</u>	<u>1,813,661,000</u>
TOTAL NEW APPROPRIATIONS	P <u>33,381,564,000</u>	P <u>8,159,585,000</u>	P <u>1,630,465,000</u>	P <u>43,171,614,000</u>

Special Provision(s)

1. **Judiciary Development Fund.** In addition to the amounts appropriated herein, all income derived from increase in the legal fees prescribed in the amendments to Rule 141 of the Rules of Court promulgated by the Supreme Court of the Philippines after July 18, 1984, constituted into the Judiciary Development Fund (JDF), shall be used to augment the allowances of the members and personnel of the Judiciary and finance the acquisition, maintenance and repair of office equipment and facilities in accordance with Sections 1 and 3 of P.D. No. 1949. At least eighty percent (80%) of said amount shall be used for the payment of cost of living allowances and not more than twenty percent (20%) for the purchase of office equipment and facilities of the courts.

The COA shall audit the receipts, revenues, uses, disbursements and expenditures of the JDF every quarter and submit the appropriate report in writing to the Chief Justice of the Supreme Court, the Presiding Justice of the Court of Appeals and all Executive Judges.

2. **Special Allowance of Justices and Judges.** Considering that the special allowance of Justices, Judges and all other positions in the Judiciary with equivalent rank of Justices of the Court of Appeals and Judges of the Regional Trial Court under R.A. No. 9227, has already been fully integrated into their salaries as of June 1, 2012, the amount of Six Hundred Ninety Seven Million Nine Hundred Twenty Seven Thousand Four Hundred Seventy Six Pesos (P697,927,476) corresponding to the Special Allowance for the Judiciary component of their salaries shall be deposited with the National Treasury as income of the General Fund pursuant to Section 44, Chapter 5, Book VI of E.O. No. 292, s. 1987. Once deposited, the salary being received by the members of the Judiciary shall be sourced and funded from the General Fund.

3. **Administration of Appropriations.** The appropriations provided herein for the Supreme Court of the Philippines and the Lower Courts shall be administered by the Chief Justice of the Supreme Court, subject to the provisions of P.D. No. 985, as amended, E.O. No. 292, and other budgeting, accounting and auditing rules and regulations.

4. **Organizational Structure.** Notwithstanding any provision of law to the contrary and within the limits of appropriations in this Act, the Chief Justice of the Supreme Court as Head of the Judiciary and as Chairperson of the Presidential Electoral Tribunal is hereby authorized to:

- (a) formulate and implement the organizational structure of the Judiciary and the Presidential Electoral Tribunal;
- (b) fix and determine the salaries, allowances and other benefits of personnel of the Judiciary and the Presidential Electoral Tribunal in accordance with the rates and levels authorized under R.A. No. 6758, as amended, and R.A. No. 6686, as amended; and
- (c) create new positions, transfer an item or make other adjustments in the Personnel Services itemization, whenever public interest so requires.

Implementation of the foregoing shall be subject to: (i) compliance with organization, staffing and position classification and compensation standards of the DBM; (ii) scrap and build policy; and (iii) submission to DBM of a resolution stating the changes in the organization and staffing in accordance with the foregoing standards and policy for proper documentation.

The officials and employees whose positions are affected by a reorganization shall be granted retirement benefits or separation pay in accordance with existing laws, which shall be payable from any unexpended balance of, or savings in the appropriations of the Judiciary and the Presidential Electoral Tribunal.

5. **Use of Savings.** The Chief Justice of the Supreme Court is authorized to use savings to augment actual deficiencies in accordance with Section 25(5), Article VI of the Constitution and the General Provisions of this Act.

6. **Non-Recurring Expenses.** All non-recurring items of appropriations authorized herein such as, but not limited to, foreign-assisted projects and locally-funded projects, shall not form part of the Judiciary's appropriations that may not be reduced by Congress under Section 3, Article VIII of the Constitution. The Supreme Court en banc, through a resolution, shall affirm the items of appropriation in the Judiciary's budget that are non-recurring, as defined above, and which shall not be considered in the total appropriations that may not be reduced.

7. **Maintenance and Other Operating Expenses of Lower Courts.** The amount of Two Billion Eight Hundred Million Seven Hundred Ninety Thousand Pesos (P2,800,790,000) appropriated herein for the MOOE of the lower courts shall be equitably allocated by the Supreme Court based on the standards prescribed for the lower courts by the Supreme Court.

To facilitate the utilization of said MOOE allocation and ensure that the requirements of lower courts are readily available and provided, the Procurement Service (PS), through its Regional Depots shall provide an easy access facility for lower courts to source all their MOOE requirements from the PS.

The Court's web administrator or his/her equivalent shall be responsible for ensuring that the utilization of funds allocated for each lower court is posted on the Supreme Court's website. (CONDITIONAL IMPLEMENTATION- President's Veto Message, December 16, 2022, Volume I-B, page 787, R.A. No. 11936)

8. **Expenses for Official Travel.** The Chief Justice of the Supreme Court may authorize the reimbursement of actual and reasonable expenses incurred during official travel in carrying out the supervisory functions of the Supreme Court over the lower courts, subject to the limits prescribed under E.O. No. 77, s. 2019 and duly supported by receipts pursuant to accounting and auditing rules and regulations.

9. **Payment of Adjusted Pension.** The amounts appropriated herein for payment of pensions to retired Justices and Judges shall be adjusted at the rates authorized under Section 3-A of R.A. No. 910, as amended, and implemented by SC A.M. No. 91-8-225-C.A.

10. **Reporting and Posting Requirements.** The Supreme Court shall submit quarterly reports on its financial and physical accomplishments, within thirty (30) days after the end of every quarter, through the following:

- (a) Unified Reporting System (URS) or other electronic means for reports not covered by the URS; and
- (b) Supreme Court's website.

The Supreme Court shall send written notice when said reports have been submitted or posted on its website to the DBM, House of Representatives, Senate of the Philippines, House Committee on Appropriations, Senate Committee on Finance, and other offices where the submission of reports is required under existing laws, rules and regulations. The date of notice to said agencies shall be considered the date of compliance with this requirement.

11. **Appropriations for Activities or Projects.** The amounts appropriated herein shall be used specifically for the following activities or projects in the indicated amounts and conditions:

New Appropriations, by Program/Activities/Projects

	Current Operating Expenditures			
	Personnel Services	Maintenance and Other Operating Expenses	Capital Outlays	Total
REGULAR PROGRAMS				
General Administration and Support				
General Management and Supervision	P 446,733,000	P 3,868,700,000	P 258,642,000	P 4,574,075,000
Administration of Personnel Benefits	10,625,763,000			10,625,763,000
Supervision of Lower Courts	381,174,000	435,865,000	47,402,000	864,441,000
Sub-total, General Administration and Support	11,453,670,000	4,304,565,000	306,044,000	16,064,279,000
Support to Operations				
Judicial Bar Council	41,018,000	29,844,000	6,100,000	76,962,000

Operations of Philippine Judicial Academy (PHILJA)	109,603,000	98,590,000	33,160,000	241,353,000
Operations of Mandatory Continuing Legal Education (MCLE)	<u>10,765,000</u>	<u>7,073,000</u>	<u>2,690,000</u>	<u>20,528,000</u>
Sub-total, Support to Operations	<u>161,386,000</u>	<u>135,507,000</u>	<u>41,950,000</u>	<u>338,843,000</u>
Operations				
ADJUDICATION PROGRAM	<u>21,766,508,000</u>	<u>3,178,613,000</u>	<u>9,710,000</u>	<u>24,954,831,000</u>
Adjudication of Regional Trial Court Cases	11,867,337,000	1,408,054,000		13,275,391,000
Adjudication of Metropolitan Court Cases	1,045,496,000	152,971,000		1,198,467,000
Adjudication of Municipal Trial Court Cases in Cities	2,090,178,000	317,136,000		2,407,314,000
Adjudication of Municipal Circuit Court Cases	2,806,682,000	451,883,000		3,258,565,000
Adjudication of Municipal Court Cases	2,322,384,000	351,696,000		2,674,080,000
Adjudication of Shari'a District Court Cases	28,683,000	11,582,000		40,265,000
Adjudication of Shari'a Circuit Court Cases	157,509,000	27,692,000		185,201,000
Adjudication of Child and Family Court Cases	361,445,000	79,776,000		441,221,000
Adjudication of Supreme Court Cases	<u>1,086,794,000</u>	<u>377,823,000</u>	<u>9,710,000</u>	<u>1,474,327,000</u>
Sub-total, Operations	<u>21,766,508,000</u>	<u>3,178,613,000</u>	<u>9,710,000</u>	<u>24,954,831,000</u>
Total, Regular Programs	<u>33,381,564,000</u>	<u>7,618,685,000</u>	<u>357,704,000</u>	<u>41,357,953,000</u>
Project(s)				
Locally-Funded Project(s)				
Subsidy to Integrated Bar of the Philippines (IBP)		130,900,000		130,900,000
Construction/Completion/ and /or Repair/Rehabilitation of the Halls of Justice nationwide (JUSIP)			1,272,761,000	1,272,761,000
2023 Bar Examinations		<u>410,000,000</u>		<u>410,000,000</u>
Sub-total, Locally-Funded Project(s)		<u>540,900,000</u>	<u>1,272,761,000</u>	<u>1,813,661,000</u>
Total, Project(s)		<u>540,900,000</u>	<u>1,272,761,000</u>	<u>1,813,661,000</u>
TOTAL NEW APPROPRIATIONS	P <u>33,381,564,000</u>	P <u>8,159,585,000</u>	P <u>1,630,465,000</u>	P <u>43,171,614,000</u>

New Appropriations, by Object of Expenditures
(In Thousand Pesos)

Current Operating Expenditures

Personnel Services

Civilian Personnel

GENERAL APPROPRIATIONS ACT, FY 2023

Permanent Positions	
Basic Salary	12,487,559
Creation of New Positions	<u>391,624</u>
Total Permanent Positions	<u>12,879,183</u>
Other Compensation Common to All	
Personnel Economic Relief Allowance	626,988
Representation Allowance	300,426
Transportation Allowance	300,264
Clothing and Uniform Allowance	156,750
Mid-Year Bonus - Civilian	1,040,630
Year End Bonus	1,040,630
Cash Gift	130,625
Productivity Enhancement Incentive	130,625
Step Increment	<u>31,219</u>
Total Other Compensation Common to All	<u>3,758,157</u>
Other Compensation for Specific Groups	
Hazard Pay	221,892
Magna Carta for Public Health Workers	4,153
Magna Carta for Public Social Workers	14,998
Longevity Pay	299,823
Lump-sum for filling of Positions - Civilian	<u>7,976,883</u>
Total Other Compensation for Specific Groups	<u>8,517,749</u>
Other Benefits	
PAG-IBIG Contributions	31,351
PhilHealth Contributions	235,653
Employees Compensation Insurance Premiums	31,351
Retirement Gratuity	1,222,223
Loyalty Award - Civilian	24,075
Terminal Leave	<u>1,426,657</u>
Total Other Benefits	<u>2,971,310</u>
Other Personnel Benefits	
Pension, Civilian Personnel	<u>5,228,082</u>
Total Other Personnel Benefits	<u>5,228,082</u>
Non-Permanent Positions	<u>27,083</u>
Total Personnel Services	<u>33,381,564</u>
Maintenance and Other Operating Expenses	
Travelling Expenses	287,326
Training and Scholarship Expenses	234,189
Supplies and Materials Expenses	1,924,401
Utility Expenses	437,438
Communication Expenses	385,257

Confidential, Intelligence and Extraordinary Expenses	
Extraordinary and Miscellaneous Expenses	402,279
Professional Services	665,055
General Services	425,000
Repairs and Maintenance	653,341
Financial Assistance/Subsidy	161,801
Taxes, Insurance Premiums and Other Fees	85,829
Other Maintenance and Operating Expenses	
Advertising Expenses	12,918
Printing and Publication Expenses	1,242
Representation Expenses	55,510
Transportation and Delivery Expenses	102,132
Rent/Lease Expenses	1,106,640
Subscription Expenses	2,193
Other Maintenance and Operating Expenses	1,217,034
Total Maintenance and Other Operating Expenses	8,159,585
Total Current Operating Expenditures	41,541,149
Capital Outlays	
Property, Plant and Equipment Outlay	
Buildings and Other Structures	1,276,261
Machinery and Equipment Outlay	276,667
Transportation Equipment Outlay	49,899
Furniture, Fixtures and Books Outlay	26,638
Intangible Assets Outlay	1,000
Total Capital Outlays	1,630,465
TOTAL NEW APPROPRIATIONS	43,171,614

B. PRESIDENTIAL ELECTORAL TRIBUNAL

For general administration and support, and operations, as indicated hereunder P 162,072,000

New Appropriations, by Programs/Projects

	Current Operating Expenditures			
	Personnel Services	Maintenance and Other Operating Expenses	Capital Outlays	Total
A. REGULAR PROGRAMS				
General Administration and Support	P 92,385,000	P 8,472,000	P 7,300,000	P 108,157,000
Operations	<u>48,494,000</u>	<u>5,421,000</u>		<u>53,915,000</u>
ADJUDICATION OF PRESIDENTIAL AND VICE-PRESIDENTIAL ELECTORAL PROTEST PROGRAM	<u>48,494,000</u>	<u>5,421,000</u>		<u>53,915,000</u>
TOTAL NEW APPROPRIATIONS	<u>P 140,879,000</u>	<u>P 13,893,000</u>	<u>P 7,300,000</u>	<u>P 162,072,000</u>

Special Provision(s)

1. **Reporting and Posting Requirements.** The Presidential Electoral Tribunal (PET) shall submit quarterly reports on its financial and physical accomplishments, within thirty (30) days after the end of every quarter, through the following:

- (a) URS or other electronic means for reports not covered by the URS; and
- (b) PET's website.

The PET shall send written notice when said reports have been submitted or posted on its website to the DBM, House of Representatives, Senate of the Philippines, House Committee on Appropriations, Senate Committee on Finance, and other offices where the submission of reports is required under existing laws, rules and regulations. The date of notice to said agencies shall be considered the date of compliance with this requirement.

2. **Appropriations for Activities or Projects.** The amounts appropriated herein shall be used specifically for the following activities or projects in the indicated amounts and conditions:

New Appropriations, by Programs/Activities/Projects

	Current Operating Expenditures			
	Personnel Services	Maintenance and Other Operating Expenses	Capital Outlays	Total
REGULAR PROGRAMS				
General Administration and Support				
General Management and Supervision	P 7,851,000	P 8,472,000	P 7,300,000	P 23,623,000
Administration of Personnel Benefits	84,534,000			84,534,000
Sub-total, General Administration and Support	92,385,000	8,472,000	7,300,000	108,157,000
Operations				
ADJUDICATION OF PRESIDENTIAL AND VICE-PRESIDENTIAL ELECTORAL PROTEST PROGRAM	48,494,000	5,421,000		53,915,000
Adjudication of Electoral Cases/Contests involving the President and Vice President of the Republic	48,494,000	5,421,000		53,915,000
Sub-total, Operations	48,494,000	5,421,000		53,915,000
TOTAL NEW APPROPRIATIONS	P 140,879,000	P 13,893,000	P 7,300,000	P 162,072,000

New Appropriations, by Object of Expenditures

(In Thousand Pesos)

Current Operating Expenditures**Personnel Services****Civilian Personnel****Permanent Positions****Basic Salary**

43,668

Total Permanent Positions

43,668

Other Compensation Common to All	
Personnel Economic Relief Allowance	1,560
Representation Allowance	780
Transportation Allowance	780
Clothing and Uniform Allowance	390
Mid-Year Bonus - Civilian	3,639
Year End Bonus	3,639
Cash Gift	325
Productivity Enhancement Incentive	325
Step Increment	109
	<hr/>
Total Other Compensation Common to All	11,547
Other Compensation for Specific Groups	
Lump-sum for filling of Positions - Civilian	82,565
	<hr/>
Total Other Compensation for Specific Groups	82,565
Other Benefits	
PAG-IBIG Contributions	78
PhilHealth Contributions	934
Employees Compensation Insurance Premiums	78
Loyalty Award - Civilian	40
Terminal Leave	1,969
	<hr/>
Total Other Benefits	3,099
	<hr/>
Total Personnel Services	140,879
Maintenance and Other Operating Expenses	
Supplies and Materials Expenses	238
Utility Expenses	334
Communication Expenses	739
Repairs and Maintenance	87
Taxes, Insurance Premiums and Other Fees	39
Other Maintenance and Operating Expenses	
Transportation and Delivery Expenses	39
Rent/Lease Expenses	716
Other Maintenance and Operating Expenses	11,701
	<hr/>
Total Maintenance and Other Operating Expenses	13,893
	<hr/>
Total Current Operating Expenditures	154,772
Capital Outlays	
Property, Plant and Equipment Outlay	
Machinery and Equipment Outlay	3,000
Transportation Equipment Outlay	3,300
Furniture, Fixtures and Books Outlay	1,000
	<hr/>
Total Capital Outlays	7,300
	<hr/>
TOTAL NEW APPROPRIATIONS	162,072
	<hr/>

C. SANDIGANBAYAN

For general administration and support, support to operations, and operations, as indicated hereunder P 2,421,230,000

New Appropriations, by Programs/Projects

	Current Operating Expenditures			
	Personnel Services	Maintenance and Other Operating Expenses	Capital Outlays	Total
A. REGULAR PROGRAMS				
General Administration and Support	P 751,485,000	P 483,871,000	P 660,358,000	P 1,895,714,000
Support to Operations	19,778,000	9,400,000	4,279,000	33,457,000
Operations	<u>343,937,000</u>	<u>110,434,000</u>	<u>37,688,000</u>	<u>492,059,000</u>
SANDIGANBAYAN ADJUDICATION PROGRAM	<u>343,937,000</u>	<u>110,434,000</u>	<u>37,688,000</u>	<u>492,059,000</u>
TOTAL NEW APPROPRIATIONS	<u>P 1,115,200,000</u>	<u>P 603,705,000</u>	<u>P 702,325,000</u>	<u>P 2,421,230,000</u>

Special Provision(s)

1. **Administration of Appropriations.** The appropriations provided herein for the Sandiganbayan shall be administered by the Presiding Justice of Sandiganbayan, subject to the provisions of P.D. No. 985, as amended, E.O. No. 292, and other budgeting, accounting and auditing rules and regulations.

2. **Non-Recurring Expenses.** All non-recurring items of appropriations authorized herein such as, but not limited to, foreign-assisted projects and locally-funded projects, shall not form part of the Sandiganbayan's appropriations that may not be reduced by Congress under Section 3, Article VIII of the Constitution. The Supreme Court en banc, through a resolution, shall affirm the items of appropriation in the Judiciary's budget that are non-recurring, as defined above, and which shall not be considered in the total appropriations that may not be reduced.

3. **Payment of Adjusted Pension.** The amounts appropriated herein for payment of pensions to retired Justices shall be adjusted at the rates authorized under Section 3-A of R.A. No. 910, as amended, and implemented by SC A.M. No. 91-8-225-C.A.

4. **Reporting and Posting Requirements.** The Sandiganbayan shall submit quarterly reports on its financial and physical accomplishments, within thirty (30) days after the end of every quarter, through the following:

- (a) URS or other electronic means for reports not covered by the URS; and
- (b) Sandiganbayan's website.

The Sandiganbayan shall send written notice when said reports have been submitted or posted on its website to the DBM, House of Representatives, Senate of the Philippines, House Committee on Appropriations, Senate Committee on Finance, and other offices where the submission of reports is required under existing laws, rules and regulations. The date of notice to said agencies shall be considered the date of compliance with this requirement.

5. **Appropriations for Activities or Projects.** The amounts appropriated herein shall be used specifically for the following activities or projects in the indicated amounts and conditions:

New Appropriations, by Programs/Activities/Projects

	Current Operating Expenditures			
	Personnel Services	Maintenance and Other Operating Expenses	Capital Outlays	Total
REGULAR PROGRAMS				
General Administration and Support				
General Management and Supervision	P 515,159,000	P 483,871,000	P 660,358,000	P 1,659,388,000

Administration of Personnel Benefits	236,326,000			236,326,000
Sub-total, General Administration and Support	751,485,000	483,871,000	660,358,000	1,895,714,000
Support to Operations				
Legal and Compliance Services	19,778,000	9,400,000	4,279,000	33,457,000
Sub-total, Support to Operations	19,778,000	9,400,000	4,279,000	33,457,000
Operations				
SANDIGANBAYAN ADJUDICATION PROGRAM	343,937,000	110,434,000	37,688,000	492,059,000
CASE MANAGEMENT SUB-PROGRAM	54,220,000	31,089,000	17,360,000	102,669,000
Docketing, Processing, Reporting and Calendaring of Cases for Hearing and Conduct of Proceedings	54,220,000	31,089,000	17,360,000	102,669,000
TRIAL MANAGEMENT SUB-PROGRAM	43,364,000	13,981,000	7,041,000	64,386,000
Trial of Cases, Preparation and Promulgation of Decisions and Issuance Processes	43,364,000	13,981,000	7,041,000	64,386,000
CASE DISPOSITION MANAGEMENT SUB-PROGRAM	246,353,000	65,364,000	13,287,000	325,004,000
Review of Case Records, Drafting and Promulgation of Decisions or Resolutions Disposing Cases	246,353,000	65,364,000	13,287,000	325,004,000
Sub-total, Operations	343,937,000	110,434,000	37,688,000	492,059,000
TOTAL NEW APPROPRIATIONS	P 1,115,200,000	P 603,705,000	P 702,325,000	P 2,421,230,000

New Appropriations, by Object of Expenditures
(In Thousand Pesos)

Current Operating Expenditures

Personnel Services

Civilian Personnel

Permanent Positions

Basic Salary	302,609
Creation of New Positions	16,275
Reclassification of Positions	22,956

Total Permanent Positions	341,840
---------------------------	---------

Other Compensation Common to All

Personnel Economic Relief Allowance	11,544
Representation Allowance	10,314
Transportation Allowance	10,314
Clothing and Uniform Allowance	2,886
Honoraria	5,880

Overtime Pay	15,858
Mid-Year Bonus - Civilian	25,218
Year End Bonus	25,218
Cash Gift	2,405
Productivity Enhancement Incentive	2,405
Step Increment	756
Total Other Compensation Common to All	112,798
Other Compensation for Specific Groups	
Hazard Pay	8,535
Magna Carta for Public Health Workers	300
Longevity Pay	10,658
Lump-sum for filling of Positions - Civilian	77,681
Other Personnel Benefits	266,432
Total Other Compensation for Specific Groups	363,606
Other Benefits	
PAG-IBIG Contributions	578
PhilHealth Contributions	5,598
Employees Compensation Insurance Premiums	578
Retirement Gratuity	14,291
Loyalty Award - Civilian	365
Terminal Leave	144,354
Total Other Benefits	165,764
Other Personnel Benefits	
Pension, Civilian Personnel	80,455
Total Other Personnel Benefits	80,455
Non-Permanent Positions	50,737
Total Personnel Services	1,115,200
Maintenance and Other Operating Expenses	
Travelling Expenses	21,357
Training and Scholarship Expenses	17,764
Supplies and Materials Expenses	103,258
Utility Expenses	26,773
Communication Expenses	19,457
Confidential, Intelligence and Extraordinary Expenses	
Extraordinary and Miscellaneous Expenses	5,038
Professional Services	7,406
General Services	25,015
Repairs and Maintenance	72,950
Taxes, Insurance Premiums and Other Fees	5,918
Other Maintenance and Operating Expenses	
Advertising Expenses	263
Printing and Publication Expenses	221
Representation Expenses	3,092
Transportation and Delivery Expenses	140

Rent/Lease Expenses	171,379
Subscription Expenses	5,461
Donations	5
Other Maintenance and Operating Expenses	118,208
Total Maintenance and Other Operating Expenses	603,705
Total Current Operating Expenditures	1,718,905
Capital Outlays	
Property, Plant and Equipment Outlay	
Buildings and Other Structures	651,000
Machinery and Equipment Outlay	47,437
Transportation Equipment Outlay	158
Furniture, Fixtures and Books Outlay	3,730
Total Capital Outlays	702,325
TOTAL NEW APPROPRIATIONS	2,421,230

D. COURT OF APPEALS

For general administration and support, and operations, as indicated hereunder P 6,857,344,000

New Appropriations, by Programs/Projects

	Current Operating Expenditures			
	Personnel Services	Maintenance and Other Operating Expenses	Capital Outlays	Total
A. REGULAR PROGRAMS				
General Administration and Support	P 2,064,180,000	P 713,767,000	P 760,474,000	P 3,538,421,000
Operations	<u>435,210,000</u>	<u>205,592,000</u>	<u>2,678,121,000</u>	<u>3,318,923,000</u>
APPELLATE ADJUDICATION PROGRAM	<u>435,210,000</u>	<u>205,592,000</u>	<u>2,678,121,000</u>	<u>3,318,923,000</u>
TOTAL NEW APPROPRIATIONS	P <u>2,499,390,000</u>	P <u>919,359,000</u>	P <u>3,438,595,000</u>	P <u>6,857,344,000</u>

Special Provision(s)

1. **Administration of Appropriations.** The appropriations provided herein for the Court of Appeals shall be administered by the Presiding Justice of the Court of Appeals, subject to the provisions of P.D. No. 985, as amended, E.O. No. 292, and other budgeting, accounting and auditing rules and regulations.

2. **Non-Recurring Expenses.** All non-recurring items of appropriations authorized herein such as, but not limited to, foreign-assisted projects and locally-funded projects, shall not form part of the Court of Appeals' appropriations that may not be reduced by Congress under Section 3, Article VIII of the Constitution. The Supreme Court en banc, through a resolution, shall affirm the items of appropriation in the Judiciary's budget that are non-recurring, as defined above, and which shall not be considered in the total appropriations that may not be reduced.

3. **Payment of Adjusted Pension.** The amounts appropriated herein for payment of pensions to retired Justices shall be adjusted at the rates authorized under Section 3-A of R.A. No. 910, as amended, and implemented by SC A.M. No. 91-8-225-C.A.

4. **Reporting and Posting Requirements.** The Court of Appeals shall submit quarterly reports on its financial and physical accomplishments, within thirty (30) days after the end of every quarter, through the following:

- (a) URS or other electronic means for reports not covered by the URS; and
- (b) Court of Appeals' website.

The Court of Appeals shall send written notice when said reports have been submitted or posted on its website to the DBM, House of Representatives, Senate of the Philippines, House Committee on Appropriations, Senate Committee on Finance, and other offices where submission of reports is required under existing laws, rules and regulations. The date of notice to said agencies shall be considered the date of compliance with this requirement.

5. **Appropriations for Activities or Projects.** The amounts appropriated herein shall be used specifically for the following activities or projects in the indicated amounts and conditions:

New Appropriations, by Programs/Activities/Projects

	Current Operating Expenditures			
	Personnel Services	Maintenance and Other Operating Expenses	Capital Outlays	Total
REGULAR PROGRAMS				
General Administration and Support				
General Management and Supervision	P 1,615,025,000	P 713,767,000	P 760,474,000	P 3,089,266,000
Administration of Personnel Benefits	449,155,000			449,155,000
Sub-total, General Administration and Support	2,064,180,000	713,767,000	760,474,000	3,538,421,000
Operations				
APPELLATE ADJUDICATION PROGRAM	435,210,000	205,592,000	2,678,121,000	3,318,923,000
Adjudication of Appealed and Other Court Cases	435,210,000	205,592,000	2,678,121,000	3,318,923,000
Sub-total, Operations	435,210,000	205,592,000	2,678,121,000	3,318,923,000
TOTAL NEW APPROPRIATIONS	P 2,499,390,000	P 919,359,000	P 3,438,595,000	P 6,857,344,000

New Appropriations, by Object of Expenditures

(In Thousand Pesos)

Current Operating Expenditures

Personnel Services

Civilian Personnel

Permanent Positions

Basic Salary	998,585
--------------	---------

Total Permanent Positions	998,585
---------------------------	---------

Other Compensation Common to All

Personnel Economic Relief Allowance	34,920
Representation Allowance	27,132
Transportation Allowance	27,132
Clothing and Uniform Allowance	8,730
Mid-Year Bonus - Civilian	83,215
Year End Bonus	83,215

Cash Gift	7,275
Productivity Enhancement Incentive	7,275
Step Increment	2,496
Total Other Compensation Common to All	281,390
Other Compensation for Specific Groups	
Magna Carta for Public Health Workers	610
Longevity Pay	31,654
Lump-sum for filling of Positions - Civilian	276,220
Other Personnel Benefits	365,298
Total Other Compensation for Specific Groups	673,782
Other Benefits	
PAG-IBIG Contributions	1,746
PhilHealth Contributions	18,665
Employees Compensation Insurance Premiums	1,746
Retirement Gratuity	112,701
Loyalty Award - Civilian	1,490
Terminal Leave	60,234
Total Other Benefits	196,582
Other Personnel Benefits	
Pension, Civilian Personnel	336,778
Total Other Personnel Benefits	336,778
Non-Permanent Positions	12,273
Total Personnel Services	2,499,390
Maintenance and Other Operating Expenditures	
Travelling Expenses	58,837
Training and Scholarship Expenses	27,040
Supplies and Materials Expenses	203,000
Utility Expenses	154,839
Communication Expenses	56,168
Confidential, Intelligence and Extraordinary Expenses	
Extraordinary and Miscellaneous Expenses	15,277
Professional Services	83,414
General Services	56,737
Repairs and Maintenance	89,409
Taxes, Insurance Premiums and Other Fees	7,920
Other Maintenance and Operating Expenses	
Advertising Expenses	2,485
Printing and Publication Expenses	1,152
Transportation and Delivery Expenses	1,097
Rent/Lease Expenses	50,830
Membership Dues and Contributions to Organizations	77
Subscription Expenses	20,298
Other Maintenance and Operating Expenses	90,779
Total Maintenance and Other Operating Expenses	919,359

Total Current Operating Expenditures	3,418,749
Capital Outlays	
Property, Plant and Equipment Outlay	
Land Outlay	216,790
Buildings and Other Structures	2,920,721
Machinery and Equipment Outlay	233,569
Transportation Equipment Outlay	54,900
Furniture, Fixtures and Books Outlay	11,074
Other Property, Plant and Equipment Outlay	1,541
Total Capital Outlays	3,438,595
TOTAL NEW APPROPRIATIONS	6,857,344

E. COURT OF TAX APPEALS

For general administration and support, and operations, as indicated hereunder P 982,916,000

New Appropriations, by Programs/Projects

	Current Operating Expenditures			
	Personnel Services	Maintenance and Other Operating Expenses	Capital Outlays	Total
A. REGULAR PROGRAMS				
General Administration and Support	P 488,256,000	P 89,894,000	P 205,144,000	P 783,294,000
Operations	<u>115,472,000</u>	<u>84,150,000</u>		<u>199,622,000</u>
TAX APPELLATE ADJUDICATION PROGRAM	<u>115,472,000</u>	<u>84,150,000</u>		<u>199,622,000</u>
TOTAL NEW APPROPRIATIONS	<u>P 603,728,000</u>	<u>P 174,044,000</u>	<u>P 205,144,000</u>	<u>P 982,916,000</u>

Special Provision(s)

1. **Administration of Appropriations.** The appropriations provided herein for the Court of Tax Appeals shall be administered by the Presiding Justice of the Court of Tax Appeals, subject to the provisions of P.D. No. 985, as amended, E.O. No. 292, and other budgeting, accounting and auditing rules and regulations.

2. **Non-Recurring Expenses.** All non-recurring items of appropriations authorized herein such as, but not limited to, foreign-assisted projects and locally-funded projects, shall not form part of the Court of Tax Appeals' appropriations that may not be reduced by Congress under Section 3, Article VIII of the Constitution. The Supreme Court en banc, through a resolution, shall affirm the items of appropriation in the Judiciary's budget that are non-recurring, as defined above, and which shall not be considered in the total appropriations that may not be reduced.

3. **Payment of Adjusted Pension.** The amounts appropriated herein for payment of pensions to retired Justices shall be adjusted at the rates authorized under Section 3-A of R.A. No. 910, as amended, and implemented by SC A.M. No. 91-8-225-C.A.

4. **Reporting and Posting Requirements.** The Court of Tax Appeals shall submit quarterly reports on its financial and physical accomplishments, within thirty (30) days after the end of every quarter, through the following:

- URS or other electronic means for reports not covered by the URS; and
- Court of Tax Appeals' website.

The Court of Tax Appeals shall send written notice when said reports have been submitted or posted on its website to the DBM, House of Representatives, Senate of the Philippines, House Committee on Appropriations, Senate Committee on Finance, and other offices where the submission of reports is required under existing laws, rules and regulations. The date of notice to said agencies shall be considered the date of compliance with this requirement.

5. **Appropriations for Activities or Projects.** The amounts appropriated herein shall be used specifically for the following activities or projects in the indicated amounts and conditions:

New Appropriations, by Programs/Activities/Projects

	Current Operating Expenditures			
	Personnel Services	Maintenance and Other Operating Expenses	Capital Outlays	Total
REGULAR PROGRAMS				
General Administration and Support				
General Management and Supervision	P 372,563,000	P 89,894,000	P 205,144,000	P 667,601,000
Administration of Personnel Benefits	115,693,000			115,693,000
Sub-total, General Administration and Support	488,256,000	89,894,000	205,144,000	783,294,000
Operations				
TAX APPELLATE ADJUDICATION PROGRAM	115,472,000	84,150,000		199,622,000
Adjudication of Tax, Customs and Assessment Cases	115,472,000	84,150,000		199,622,000
Sub-total, Operations	115,472,000	84,150,000		199,622,000
TOTAL NEW APPROPRIATIONS	P 603,728,000	P 174,044,000	P 205,144,000	P 982,916,000

New Appropriations, by Object of Expenditures
(In Thousand Pesos)

Current Operating Expenditures

Personnel Services

Civilian Personnel

Permanent Positions

Basic Salary	190,785
Creation of New Positions	8,852
Reclassification of Positions	5,132

Total Permanent Positions	204,769
---------------------------	---------

Other Compensation Common to All

Personnel Economic Relief Allowance	6,516
Representation Allowance	5,454
Transportation Allowance	5,454
Clothing and Uniform Allowance	1,632
Overtime Pay	3,567
Mid-Year Bonus - Civilian	15,899
Year End Bonus	15,899
Cash Gift	1,360
Productivity Enhancement Incentive	1,360
Step Increment	11,360

Total Other Compensation Common to All	68,501
Other Compensation for Specific Groups	
Magna Carta for Public Health Workers	995
Longevity Pay	4,793
Lump-sum for filling of Positions - Civilian	80,581
Other Personnel Benefits	158,027
Total Other Compensation for Specific Groups	244,396
Other Benefits	
PAG-IBIG Contributions	327
PhilHealth Contributions	8,561
Employees Compensation Insurance Premiums	327
Retirement Gratuity	17,077
Loyalty Award - Civilian	300
Terminal Leave	18,035
Total Other Benefits	44,627
Other Personnel Benefits	
Pension, Civilian Personnel	38,812
Total Other Personnel Benefits	38,812
Non-Permanent Positions	2,623
Total Personnel Services	603,728
Maintenance and Other Operating Expenses	
Travelling Expenses	28,801
Training and Scholarship Expenses	19,463
Supplies and Materials Expenses	23,534
Utility Expenses	17,605
Communication Expenses	9,728
Confidential, Intelligence and Extraordinary Expenses	
Extraordinary and Miscellaneous Expenses	3,206
Professional Services	2,645
General Services	26,116
Repairs and Maintenance	10,369
Taxes, Insurance Premiums and Other Fees	4,002
Other Maintenance and Operating Expenses	
Advertising Expenses	1,308
Printing and Publication Expenses	187
Representation Expenses	17,452
Transportation and Delivery Expenses	1,885
Rent/Lease Expenses	6,658
Membership Dues and Contributions to Organizations	285
Subscription Expenses	800
Total Maintenance and Other Operating Expenses	174,044
Total Current Operating Expenditures	777,772

Capital Outlays	
Property, Plant and Equipment Outlay	
Buildings and Other Structures	139,950
Machinery and Equipment Outlay	8,869
Transportation Equipment Outlay	16,600
Furniture, Fixtures and Books Outlay	39,725
	<hr/>
Total Capital Outlays	205,144
	<hr/>
TOTAL NEW APPROPRIATIONS	982,916
	<hr/> <hr/>

GENERAL SUMMARY
THE JUDICIARY

	Current Operating Expenditures			
	Personnel Services	Maintenance and Other Operating Expenses	Capital Outlays	Total
A. SUPREME COURT OF THE PHILIPPINES AND THE LOWER COURTS	P 33,381,564,000	P 8,159,585,000	P 1,630,465,000	P 43,171,614,000
B. PRESIDENTIAL ELECTORAL TRIBUNAL	140,879,000	13,893,000	7,300,000	162,072,000
C. SANDIGANBAYAN	1,115,200,000	603,705,000	702,325,000	2,421,230,000
D. COURT OF APPEALS	2,499,390,000	919,359,000	3,438,595,000	6,857,344,000
E. COURT OF TAX APPEALS	603,728,000	174,044,000	205,144,000	982,916,000
TOTAL NEW APPROPRIATIONS, THE JUDICIARY	P 37,740,761,000	P 9,870,586,000	P 5,983,829,000	P 53,595,176,000

XXXII. CIVIL SERVICE COMMISSION**A. CIVIL SERVICE COMMISSION**

For general administration and support, support to operations, and operations, including locally-funded project(s), as indicated hereunder P 1,949,112,000

New Appropriations, by Programs/Projects

		Current Operating Expenditures				
		Personnel Services	Maintenance and Other Operating Expenses	Financial Expenses	Capital Outlays	Total
A. REGULAR PROGRAMS						
General Administration and Support	P	638,608,000	P 302,046,000	P 9,000	P 70,294,000	P 1,010,957,000
Support to Operations		45,183,000	6,704,000			51,887,000
Operations		<u>777,730,000</u>	<u>67,762,000</u>			<u>845,492,000</u>
CIVIL SERVICE HUMAN RESOURCE GOVERNANCE PROGRAM		30,335,000	24,005,000			54,340,000
CIVIL SERVICE PROFESSIONALIZATION AND WORKPLACE COOPERATION PROGRAM		593,356,000	35,973,000			629,329,000
ADMINISTRATIVE JUSTICE PROGRAM		<u>154,039,000</u>	<u>7,784,000</u>			<u>161,823,000</u>
Total, Regular Programs		<u>1,461,521,000</u>	<u>376,512,000</u>	<u>9,000</u>	<u>70,294,000</u>	<u>1,908,336,000</u>
B. PROJECT(S)						
Locally-Funded Project(s)			<u>40,776,000</u>			<u>40,776,000</u>
Total, Project(s)			<u>40,776,000</u>			<u>40,776,000</u>
TOTAL NEW APPROPRIATIONS	P	<u>1,461,521,000</u>	P <u>417,288,000</u>	P <u>9,000</u>	P <u>70,294,000</u>	P <u>1,949,112,000</u>

Special Provision(s)

1. **Organizational Structure.** Notwithstanding any provision of law to the contrary and within the limits of appropriations in this Act, the Chairperson of the Civil Service Commission (CSC) is hereby authorized to:

- formulate and implement the CSC's organizational structure;
- fix and determine the salaries, allowances and other benefits of personnel of the CSC in accordance with the rates and levels authorized under R.A. No. 6758, as amended, and R.A. No. 6686, as amended; and
- create new positions, transfer an item or make other adjustments in the Personnel Services itemization, whenever public interest so requires.

Implementation of the foregoing shall be subject to: (i) compliance with organization, staffing and position classification and compensation standards of the DBM; (ii) scrap and build policy; and (iii) submission to DBM of a resolution stating the changes in the organization and staffing in accordance with the foregoing standards and policy for proper documentation.

The officials and employees whose positions are affected by a reorganization shall be granted retirement benefits or separation pay in accordance with existing laws, which shall be payable from any unexpended balance of, or savings in the appropriations of the CSC.

2. **Use of Savings.** The Chairperson of CSC is hereby authorized to use savings to augment actual deficiencies in its appropriations in accordance with Section 25(5), Article VI of the Constitution and the General Provisions of this Act.

3. **Reporting and Posting Requirements.** The CSC shall submit quarterly reports on its financial and physical accomplishments within thirty (30) days after the end of every quarter, through the following:

- Unified Reporting System (URS) or other electronic means for reports not covered by the URS; and
- CSC's website.

The CSC shall send written notice when said reports have been submitted or posted on its website to the DBM, House of Representatives, Senate of the Philippines, House Committee on Appropriations, Senate Committee on Finance, and other offices where the submission of reports is required under existing laws, rules and regulations. The date of notice to said agencies shall be considered the date of compliance with this requirement.

4. **Appropriations for Activities or Projects.** The amounts appropriated herein shall be used specifically for the following activities or projects in the indicated amounts and conditions:

New Appropriations, by Programs/Activities/Projects

	Current Operating Expenditures				
	Personnel Services	Maintenance and Other Operating Expenses	Financial Expenses	Capital Outlays	Total
REGULAR PROGRAMS					
General Administration and Support					
General Management and Supervision	P 380,077,000	P 302,046,000	P 9,000	P 70,294,000	P 752,426,000
National Capital Region (NCR)	232,439,000	277,533,000	9,000	29,000,000	538,981,000
Central Office	217,039,000	271,136,000	9,000	29,000,000	517,184,000
Regional Office - NCR	15,400,000	6,397,000			21,797,000
Region I - Ilocos	10,906,000	2,161,000			13,067,000
Regional Office - I	10,906,000	2,161,000			13,067,000
Cordillera Administrative Region (CAR)	6,514,000	1,366,000		14,000,000	21,880,000
Regional Office - CAR	6,514,000	1,366,000		14,000,000	21,880,000
Region II - Cagayan Valley	7,291,000	1,342,000			8,633,000
Regional Office - II	7,291,000	1,342,000			8,633,000
Region III - Central Luzon	10,734,000	1,800,000			12,534,000
Regional Office - III	10,734,000	1,800,000			12,534,000
Region IVA - CALABARZON	12,678,000	2,123,000		13,294,000	28,095,000
Regional Office - IVA	12,678,000	2,123,000		13,294,000	28,095,000
Region V - Bicol	7,893,000	1,892,000			9,785,000
Regional Office - V	7,893,000	1,892,000			9,785,000
Region VI - Western Visayas	10,513,000	1,756,000			12,269,000
Regional Office - VI	10,513,000	1,756,000			12,269,000
Region VII - Central Visayas	11,037,000	2,018,000			13,055,000
Regional Office - VII	11,037,000	2,018,000			13,055,000

Region VIII - Eastern Visayas	<u>11,668,000</u>	<u>1,921,000</u>		<u>13,589,000</u>
Regional Office - VIII	11,668,000	1,921,000		13,589,000
Region IX - Zamboanga Peninsula	<u>9,365,000</u>	<u>1,219,000</u>		<u>10,584,000</u>
Regional Office - IX	9,365,000	1,219,000		10,584,000
Region X - Northern Mindanao	<u>9,980,000</u>	<u>1,864,000</u>		<u>11,844,000</u>
Regional Office - X	9,980,000	1,864,000		11,844,000
Region XI - Davao	<u>8,736,000</u>	<u>1,633,000</u>	<u>7,000,000</u>	<u>17,369,000</u>
Regional Office - XI	8,736,000	1,633,000	7,000,000	17,369,000
Region XII - SOCCSKSARGEN	<u>10,177,000</u>	<u>813,000</u>		<u>10,990,000</u>
Regional Office - XII	10,177,000	813,000		10,990,000
Region XIII - Caraga	<u>10,243,000</u>	<u>1,585,000</u>		<u>11,828,000</u>
Regional Office - XIII	10,243,000	1,585,000		11,828,000
Bangsamoro Autonomous Region in Muslim Mindanao (BARMM)	<u>9,903,000</u>	<u>1,020,000</u>	<u>7,000,000</u>	<u>17,923,000</u>
Regional Office - BARMM	9,903,000	1,020,000	7,000,000	17,923,000
Administration of Personnel Benefits	<u>258,531,000</u>			<u>258,531,000</u>
National Capital Region (NCR)	<u>224,667,000</u>			<u>224,667,000</u>
Central Office	215,391,000			215,391,000
Regional Office - NCR	9,276,000			9,276,000
Region I - Ilocos	<u>853,000</u>			<u>853,000</u>
Regional Office - I	853,000			853,000
Cordillera Administrative Region (CAR)	<u>4,969,000</u>			<u>4,969,000</u>
Regional Office - CAR	4,969,000			4,969,000
Region III - Central Luzon	<u>1,102,000</u>			<u>1,102,000</u>
Regional Office - III	1,102,000			1,102,000
Region IVA - CALABARZON	<u>3,292,000</u>			<u>3,292,000</u>
Regional Office - IVA	3,292,000			3,292,000
Region V - Bicol	<u>2,253,000</u>			<u>2,253,000</u>
Regional Office - V	2,253,000			2,253,000

Region VI - Western Visayas	<u>7,184,000</u>				<u>7,184,000</u>
Regional Office - VI	7,184,000				7,184,000
Region VII - Central Visayas	<u>2,008,000</u>				<u>2,008,000</u>
Regional Office - VII	2,008,000				2,008,000
Region VIII - Eastern Visayas	<u>2,372,000</u>				<u>2,372,000</u>
Regional Office - VIII	2,372,000				2,372,000
Region X - Northern Mindanao	<u>2,942,000</u>				<u>2,942,000</u>
Regional Office - X	2,942,000				2,942,000
Region XII - SOCCSKSARGEN	<u>3,457,000</u>				<u>3,457,000</u>
Regional Office - XII	3,457,000				3,457,000
Bangsamoro Autonomous Region in Muslim Mindanao (BARMM)	<u>3,432,000</u>				<u>3,432,000</u>
Regional Office - BARMM	3,432,000				3,432,000
Sub-total, General Administration and Support	<u>638,608,000</u>	<u>302,046,000</u>	<u>9,000</u>	<u>70,294,000</u>	<u>1,010,957,000</u>
Support to Operations					
Corporate Communication, Internal Planning, Internal Audit, ICT Management, and Commission Secretariat and Legislative/ External Relations Activities	<u>45,183,000</u>	<u>6,704,000</u>			<u>51,887,000</u>
National Capital Region (NCR)	<u>45,183,000</u>	<u>6,704,000</u>			<u>51,887,000</u>
Central Office	<u>45,183,000</u>	<u>6,704,000</u>			<u>51,887,000</u>
Sub-total, Support to Operations	<u>45,183,000</u>	<u>6,704,000</u>			<u>51,887,000</u>
Operations					
CIVIL SERVICE HUMAN RESOURCE GOVERNANCE PROGRAM	<u>30,335,000</u>	<u>24,005,000</u>			<u>54,340,000</u>
CIVIL SERVICE HR POLICY AND INFORMATION MANAGEMENT SUB-PROGRAM	<u>15,819,000</u>	<u>18,174,000</u>			<u>33,993,000</u>
HR Accreditation and HR policy research development implementation, and monitoring and evaluation	<u>14,723,000</u>	<u>17,254,000</u>			<u>31,977,000</u>
National Capital Region (NCR)	<u>14,723,000</u>	<u>6,568,000</u>			<u>21,291,000</u>
Central Office	<u>14,723,000</u>	<u>5,289,000</u>			<u>20,012,000</u>
Regional Office - NCR		1,279,000			1,279,000

Region I - Ilocos	<u>648,000</u>	<u>648,000</u>
Regional Office - I	648,000	648,000
Cordillera Administrative Region (CAR)	<u>719,000</u>	<u>719,000</u>
Regional Office - CAR	719,000	719,000
Region II - Cagayan Valley	<u>663,000</u>	<u>663,000</u>
Regional Office - II	663,000	663,000
Region III - Central Luzon	<u>984,000</u>	<u>984,000</u>
Regional Office - III	984,000	984,000
Region IVA - CALABARZON	<u>1,371,000</u>	<u>1,371,000</u>
Regional Office - IVA	1,371,000	1,371,000
Region V - Bicol	<u>746,000</u>	<u>746,000</u>
Regional Office - V	746,000	746,000
Region VI - Western Visayas	<u>962,000</u>	<u>962,000</u>
Regional Office - VI	962,000	962,000
Region VII - Central Visayas	<u>661,000</u>	<u>661,000</u>
Regional Office - VII	661,000	661,000
Region VIII - Eastern Visayas	<u>790,000</u>	<u>790,000</u>
Regional Office - VIII	790,000	790,000
Region IX - Zamboanga Peninsula	<u>484,000</u>	<u>484,000</u>
Regional Office - IX	484,000	484,000
Region X - Northern Mindanao	<u>625,000</u>	<u>625,000</u>
Regional Office - X	625,000	625,000
Region XI - Davao	<u>757,000</u>	<u>757,000</u>
Regional Office - XI	757,000	757,000
Region XII - SOCCSKSARGEN	<u>346,000</u>	<u>346,000</u>
Regional Office - XII	346,000	346,000
Region XIII - Caraga	<u>507,000</u>	<u>507,000</u>
Regional Office - XIII	507,000	507,000
Bangsamoro Autonomous Region in Muslim Mindanao (BARMM)	<u>423,000</u>	<u>423,000</u>

Regional Office - BARMM		423,000	423,000
Government HR records management and Government HR inventory	<u>1,096,000</u>	<u>920,000</u>	<u>2,016,000</u>
National Capital Region (NCR)	<u>1,096,000</u>	<u>920,000</u>	<u>2,016,000</u>
Central Office	1,096,000	920,000	2,016,000
PUBLIC ASSISTANCE SUB-PROGRAM	<u>14,516,000</u>	<u>5,831,000</u>	<u>20,347,000</u>
Public Assistance and Contact Center ng Bayan operations/services	<u>14,516,000</u>	<u>5,831,000</u>	<u>20,347,000</u>
National Capital Region (NCR)	<u>14,516,000</u>	<u>5,831,000</u>	<u>20,347,000</u>
Central Office	14,516,000	5,831,000	20,347,000
CIVIL SERVICE PROFESSIONALIZATION AND WORKPLACE COOPERATION PROGRAM	<u>593,356,000</u>	<u>35,973,000</u>	<u>629,329,000</u>
CIVIL SERVICE PROFESSIONALIZATION SUB-PROGRAM	<u>441,136,000</u>	<u>22,977,000</u>	<u>464,113,000</u>
Grant of Eligibility (Via Eligibility Examinations and Special Laws), Appointments Validation/ Attestation and Rewards and Recognition/ Honor Awards	<u>441,136,000</u>	<u>22,977,000</u>	<u>464,113,000</u>
National Capital Region (NCR)	<u>91,460,000</u>	<u>19,682,000</u>	<u>111,142,000</u>
Central Office	29,287,000	19,237,000	48,524,000
Regional Office - NCR	62,173,000	445,000	62,618,000
Region I - Ilocos	<u>23,652,000</u>	<u>345,000</u>	<u>23,997,000</u>
Regional Office - I	23,652,000	345,000	23,997,000
Cordillera Administrative Region (CAR)	<u>20,973,000</u>	<u>205,000</u>	<u>21,178,000</u>
Regional Office - CAR	20,973,000	205,000	21,178,000
Region II - Cagayan Valley	<u>19,962,000</u>	<u>196,000</u>	<u>20,158,000</u>
Regional Office - II	19,962,000	196,000	20,158,000
Region III - Central Luzon	<u>30,359,000</u>	<u>265,000</u>	<u>30,624,000</u>
Regional Office - III	30,359,000	265,000	30,624,000
Region IVA - CALABARZON	<u>37,393,000</u>	<u>305,000</u>	<u>37,698,000</u>
Regional Office - IVA	37,393,000	305,000	37,698,000
Region V - Bicol	<u>24,155,000</u>	<u>215,000</u>	<u>24,370,000</u>
Regional Office - V	24,155,000	215,000	24,370,000

Region VI - Western Visayas	<u>25,142,000</u>	<u>201,000</u>	<u>25,343,000</u>
Regional Office - VI	25,142,000	201,000	25,343,000
Region VII - Central Visayas	<u>26,127,000</u>	<u>205,000</u>	<u>26,332,000</u>
Regional Office - VII	26,127,000	205,000	26,332,000
Region VIII - Eastern Visayas	<u>24,679,000</u>	<u>212,000</u>	<u>24,891,000</u>
Regional Office - VIII	24,679,000	212,000	24,891,000
Region IX - Zamboanga Peninsula	<u>16,686,000</u>	<u>208,000</u>	<u>16,894,000</u>
Regional Office - IX	16,686,000	208,000	16,894,000
Region X - Northern Mindanao	<u>18,708,000</u>	<u>152,000</u>	<u>18,860,000</u>
Regional Office - X	18,708,000	152,000	18,860,000
Region XI - Davao	<u>23,492,000</u>	<u>158,000</u>	<u>23,650,000</u>
Regional Office - XI	23,492,000	158,000	23,650,000
Region XII - SOCCSKSARGEN	<u>22,039,000</u>	<u>256,000</u>	<u>22,295,000</u>
Regional Office - XII	22,039,000	256,000	22,295,000
Region XIII - Caraga	<u>19,692,000</u>	<u>127,000</u>	<u>19,819,000</u>
Regional Office - XIII	19,692,000	127,000	19,819,000
Bangsamoro Autonomous Region in Muslim Mindanao (BARMM)	<u>16,617,000</u>	<u>245,000</u>	<u>16,862,000</u>
Regional Office - BARMM	16,617,000	245,000	16,862,000
CIVIL SERVICE CAPABILITY BUILDING SUB-PROGRAM	<u>136,216,000</u>	<u>11,156,000</u>	<u>147,372,000</u>
Competency-based learning and development including GAD mainstreaming	<u>136,216,000</u>	<u>11,156,000</u>	<u>147,372,000</u>
National Capital Region (NCR)	<u>25,417,000</u>	<u>5,714,000</u>	<u>31,131,000</u>
Central Office	18,672,000	5,139,000	23,811,000
Regional Office - NCR	6,745,000	575,000	7,320,000
Region I - Ilocos	<u>7,592,000</u>	<u>341,000</u>	<u>7,933,000</u>
Regional Office - I	7,592,000	341,000	7,933,000
Cordillera Administrative Region (CAR)	<u>7,857,000</u>	<u>278,000</u>	<u>8,135,000</u>
Regional Office - CAR	7,857,000	278,000	8,135,000

Region II - Cagayan Valley	<u>7,680,000</u>	<u>243,000</u>	<u>7,923,000</u>
Regional Office - II	7,680,000	243,000	7,923,000
Region III - Central Luzon	<u>9,457,000</u>	<u>560,000</u>	<u>10,017,000</u>
Regional Office - III	9,457,000	560,000	10,017,000
Region IVA - CALABARZON	<u>6,148,000</u>	<u>678,000</u>	<u>6,826,000</u>
Regional Office - IVA	6,148,000	678,000	6,826,000
Region V - Bicol	<u>7,826,000</u>	<u>342,000</u>	<u>8,168,000</u>
Regional Office - V	7,826,000	342,000	8,168,000
Region VI - Western Visayas	<u>8,014,000</u>	<u>416,000</u>	<u>8,430,000</u>
Regional Office - VI	8,014,000	416,000	8,430,000
Region VII - Central Visayas	<u>7,670,000</u>	<u>415,000</u>	<u>8,085,000</u>
Regional Office - VII	7,670,000	415,000	8,085,000
Region VIII - Eastern Visayas	<u>8,814,000</u>	<u>344,000</u>	<u>9,158,000</u>
Regional Office - VIII	8,814,000	344,000	9,158,000
Region IX - Zamboanga Peninsula	<u>5,630,000</u>	<u>281,000</u>	<u>5,911,000</u>
Regional Office - IX	5,630,000	281,000	5,911,000
Region X - Northern Mindanao	<u>6,132,000</u>	<u>348,000</u>	<u>6,480,000</u>
Regional Office - X	6,132,000	348,000	6,480,000
Region XI - Davao	<u>8,749,000</u>	<u>311,000</u>	<u>9,060,000</u>
Regional Office - XI	8,749,000	311,000	9,060,000
Region XII - SOCCSKSARGEN	<u>6,933,000</u>	<u>290,000</u>	<u>7,223,000</u>
Regional Office - XII	6,933,000	290,000	7,223,000
Region XIII - Caraga	<u>5,450,000</u>	<u>296,000</u>	<u>5,746,000</u>
Regional Office - XIII	5,450,000	296,000	5,746,000
Bangsamoro Autonomous Region in Muslim Mindanao (BARMM)	<u>6,847,000</u>	<u>299,000</u>	<u>7,146,000</u>
Regional Office - BARMM	6,847,000	299,000	7,146,000
PUBLIC SECTOR UNIONISM SUB-PROGRAM	<u>16,004,000</u>	<u>1,840,000</u>	<u>17,844,000</u>
Promoting and harnessing public sector unionism	<u>16,004,000</u>	<u>1,840,000</u>	<u>17,844,000</u>

National Capital Region (NCR)	<u>16,004,000</u>	<u>1,147,000</u>	<u>17,151,000</u>
Central Office	16,004,000	1,059,000	17,063,000
Regional Office - NCR		88,000	88,000
Region I - Ilocos		<u>40,000</u>	<u>40,000</u>
Regional Office - I		40,000	40,000
Cordillera Administrative Region (CAR)		<u>30,000</u>	<u>30,000</u>
Regional Office - CAR		30,000	30,000
Region II - Cagayan Valley		<u>30,000</u>	<u>30,000</u>
Regional Office - II		30,000	30,000
Region III - Central Luzon		<u>50,000</u>	<u>50,000</u>
Regional Office - III		50,000	50,000
Region IVA - CALABARZON		<u>65,000</u>	<u>65,000</u>
Regional Office - IVA		65,000	65,000
Region V - Bicol		<u>40,000</u>	<u>40,000</u>
Regional Office - V		40,000	40,000
Region VI - Western Visayas		<u>50,000</u>	<u>50,000</u>
Regional Office - VI		50,000	50,000
Region VII - Central Visayas		<u>40,000</u>	<u>40,000</u>
Regional Office - VII		40,000	40,000
Region VIII - Eastern Visayas		<u>40,000</u>	<u>40,000</u>
Regional Office - VIII		40,000	40,000
Region IX - Zamboanga Peninsula		<u>40,000</u>	<u>40,000</u>
Regional Office - IX		40,000	40,000
Region X - Northern Mindanao		<u>50,000</u>	<u>50,000</u>
Regional Office - X		50,000	50,000
Region XI - Davao		<u>50,000</u>	<u>50,000</u>
Regional Office - XI		50,000	50,000
Region XII - SOCCSKSARGEN		<u>88,000</u>	<u>88,000</u>
Regional Office - XII		88,000	88,000

Region XIII - Caraga	<u>40,000</u>	<u>40,000</u>
Regional Office - XIII	40,000	40,000
Bangsamoro Autonomous Region in Muslim Mindanao (BARMM)	<u>40,000</u>	<u>40,000</u>
Regional Office - BARMM	40,000	40,000
ADMINISTRATIVE JUSTICE PROGRAM	<u>154,039,000</u>	<u>161,823,000</u>
Efficient and effective administrative justice	<u>154,039,000</u>	<u>161,823,000</u>
National Capital Region (NCR)	<u>62,671,000</u>	<u>66,392,000</u>
Central Office	53,215,000	56,486,000
Regional Office - NCR	9,456,000	9,906,000
Region I - Ilocos	<u>7,104,000</u>	<u>7,253,000</u>
Regional Office - I	7,104,000	7,253,000
Cordillera Administrative Region (CAR)	<u>4,776,000</u>	<u>4,924,000</u>
Regional Office - CAR	4,776,000	4,924,000
Region II - Cagayan Valley	<u>7,093,000</u>	<u>7,234,000</u>
Regional Office - II	7,093,000	7,234,000
Region III - Central Luzon	<u>4,236,000</u>	<u>4,497,000</u>
Regional Office - III	4,236,000	4,497,000
Region IVA - CALABARZON	<u>6,814,000</u>	<u>7,311,000</u>
Regional Office - IVA	6,814,000	7,311,000
Region V - Bicol	<u>7,237,000</u>	<u>7,477,000</u>
Regional Office - V	7,237,000	7,477,000
Region VI - Western Visayas	<u>7,388,000</u>	<u>7,632,000</u>
Regional Office - VI	7,388,000	7,632,000
Region VII - Central Visayas	<u>6,250,000</u>	<u>6,490,000</u>
Regional Office - VII	6,250,000	6,490,000
Region VIII - Eastern Visayas	<u>6,489,000</u>	<u>6,729,000</u>
Regional Office - VIII	6,489,000	6,729,000
Region IX - Zamboanga Peninsula	<u>6,750,000</u>	<u>6,990,000</u>
Regional Office - IX	6,750,000	6,990,000

Region X - Northern Mindanao	<u>6,446,000</u>	<u>240,000</u>			<u>6,686,000</u>
Regional Office - X	6,446,000	240,000			6,686,000
Region XI - Davao	<u>7,273,000</u>	<u>250,000</u>			<u>7,523,000</u>
Regional Office - XI	7,273,000	250,000			7,523,000
Region XII - SOCCSKSARGEN	<u>4,553,000</u>	<u>571,000</u>			<u>5,124,000</u>
Regional Office - XII	4,553,000	571,000			5,124,000
Region XIII - Caraga	<u>4,382,000</u>	<u>402,000</u>			<u>4,784,000</u>
Regional Office - XIII	4,382,000	402,000			4,784,000
Bangsamoro Autonomous Region in Muslim Mindanao (BARMM)	<u>4,577,000</u>	<u>200,000</u>			<u>4,777,000</u>
Regional Office - BARMM	4,577,000	200,000			4,777,000
Sub-total, Operations	<u>777,730,000</u>	<u>67,762,000</u>			<u>845,492,000</u>
Total, Regular Programs	<u>1,461,521,000</u>	<u>376,512,000</u>	<u>9,000</u>	<u>70,294,000</u>	<u>1,908,336,000</u>
Project(s)					
Locally-Funded Project(s)					
Implementation of R.A. No. 9485, otherwise known as the “Anti-Red Tape Act of 2007”, as amended by R.A. No. 11032, otherwise known as the “Ease of Doing Business and Efficient Government Service Delivery Act of 2018”		<u>40,776,000</u>			<u>40,776,000</u>
National Capital Region (NCR)		<u>40,776,000</u>			<u>40,776,000</u>
Central Office		<u>40,776,000</u>			<u>40,776,000</u>
Sub-total, Locally-Funded Project(s)		<u>40,776,000</u>			<u>40,776,000</u>
Total, Project(s)		<u>40,776,000</u>			<u>40,776,000</u>
TOTAL NEW APPROPRIATIONS	P <u>1,461,521,000</u>	P <u>417,288,000</u>	P <u>9,000</u>	P <u>70,294,000</u>	P <u>1,949,112,000</u>

New Appropriations, by Object of Expenditures
(In Thousand Pesos)

Current Operating Expenditures

Personnel Services

Civilian Personnel

Permanent Positions

Basic Salary

882,212

Total Permanent Positions

882,212

Other Compensation Common to All	
Personnel Economic Relief Allowance	29,616
Representation Allowance	21,420
Transportation Allowance	20,340
Clothing and Uniform Allowance	7,404
Honoraria	625
Mid-Year Bonus - Civilian	73,515
Year End Bonus	73,515
Cash Gift	6,170
Per Diems	85
Productivity Enhancement Incentive	6,170
Step Increment	2,201
Total Other Compensation Common to All	241,061
Other Compensation for Specific Groups	
Laundry Allowance	53
Lump-sum for filling of Positions - Civilian	203,131
Total Other Compensation for Specific Groups	203,184
Other Benefits	
PAG-IBIG Contributions	1,479
PhilHealth Contributions	17,808
Employees Compensation Insurance Premiums	1,479
Terminal Leave	55,400
Total Other Benefits	76,166
Other Personnel Benefits	
Pension, Civilian Personnel	39,389
Total Other Personnel Benefits	39,389
Non-Permanent Positions	19,509
Total Personnel Services	1,461,521
Maintenance and Other Operating Expenses	
Travelling Expenses	27,061
Training and Scholarship Expenses	14,604
Supplies and Materials Expenses	93,052
Utility Expenses	24,720
Communication Expenses	44,805
Awards/Rewards and Prizes	24,165
Confidential, Intelligence and Extraordinary Expenses	
Extraordinary and Miscellaneous Expenses	6,366
Professional Services	21,928
General Services	35,639
Repairs and Maintenance	21,923
Financial Assistance/Subsidy	10,000
Taxes, Insurance Premiums and Other Fees	2,151
Labor and Wages	13,037

Other Maintenance and Operating Expenses	
Advertising Expenses	6,197
Printing and Publication Expenses	3,845
Representation Expenses	11,599
Transportation and Delivery Expenses	4,963
Rent/Lease Expenses	4,471
Membership Dues and Contributions to Organizations	109
Subscription Expenses	46,653
	<u> </u>
Total Maintenance and Other Operating Expenses	<u>417,288</u>
Financial Expenses	
Bank Charges	9
	<u> </u>
Total Financial Expenses	<u>9</u>
Total Current Operating Expenditures	<u>1,878,818</u>
Capital Outlays	
Property, Plant and Equipment Outlay	
Infrastructure Outlay	16,594
Buildings and Other Structures	41,294
Machinery and Equipment Outlay	1,406
Transportation Equipment Outlay	11,000
	<u> </u>
Total Capital Outlays	<u>70,294</u>
TOTAL NEW APPROPRIATIONS	<u><u>1,949,112</u></u>

B. CAREER EXECUTIVE SERVICE BOARD

For general administration and support, support to operations, and operations, as indicated hereunder P 96,479,000

New Appropriations, by Programs/Projects

		<u>Current Operating Expenditures</u>				
		<u>Personnel Services</u>	<u>Maintenance and Other Operating Expenses</u>	<u>Financial Expenses</u>	<u>Capital Outlays</u>	<u>Total</u>
REGULAR PROGRAMS						
General Administration and Support	P	13,299,000	P 17,914,000	P 1,000	P 9,969,000	P 41,183,000
Support to Operations		7,417,000	6,405,000	1,000	1,231,000	15,054,000
Operations		<u>13,595,000</u>	<u>26,645,000</u>	<u>2,000</u>		<u>40,242,000</u>
CAREER EXECUTIVE SCREENING AND DEVELOPMENT PROGRAM		<u>13,595,000</u>	<u>26,645,000</u>	<u>2,000</u>		<u>40,242,000</u>
TOTAL NEW APPROPRIATIONS	P	<u><u>34,311,000</u></u>	P <u><u>50,964,000</u></u>	P <u><u>4,000</u></u>	P <u><u>11,200,000</u></u>	P <u><u>96,479,000</u></u>

Special Provision(s)

1. **Reporting and Posting Requirements.** The Career Executive Service Board (CESB) shall submit quarterly reports on its financial and physical accomplishments, within thirty (30) days after the end of every quarter, through the following:

- (a) URS or other electronic means for reports not covered by the URS; and
- (b) CESB's website.

The CESB shall send written notice when said reports have been submitted or posted on its website to the DBM, House of Representatives, Senate of the Philippines, House Committee on Appropriations, Senate Committee on Finance, and other offices where submission of reports is required under existing laws, rules and regulations. The date of notice to said agencies shall be considered the date of compliance with this requirement.

2. **Appropriations for Activities or Projects.** The amounts appropriated herein shall be used specifically for the following activities or projects in the indicated amounts and conditions:

New Appropriations, by Programs/Activities/Projects

	Current Operating Expenditures				
	Personnel Services	Maintenance and Other Operating Expenses	Financial Expenses	Capital Outlays	Total
REGULAR PROGRAMS					
General Administration and Support					
General Management and Supervision	P 13,299,000	P 17,914,000	P 1,000	P 9,969,000	P 41,183,000
Sub-total, General Administration and Support	13,299,000	17,914,000	1,000	9,969,000	41,183,000
Support to Operations					
Formulation, Implementation and Monitoring of Policies, Regulations, Rulings or Legal Opinions on the CES	4,850,000	1,743,000			6,593,000
Information Systems Development and Management	2,567,000	4,662,000	1,000	1,231,000	8,461,000
Sub-total, Support to Operations	7,417,000	6,405,000	1,000	1,231,000	15,054,000
Operations					
CAREER EXECUTIVE SCREENING AND DEVELOPMENT PROGRAM	13,595,000	26,645,000	2,000		40,242,000
CES Eligibility Process and Appointment/Promotion in CESO Rank	4,669,000	10,293,000	1,000		14,963,000
CES Capacity Building	5,219,000	7,900,000			13,119,000
CES Performance Management and External Relations	3,707,000	8,452,000	1,000		12,160,000
Sub-total, Operations	13,595,000	26,645,000	2,000		40,242,000
TOTAL NEW APPROPRIATIONS	P 34,311,000	P 50,964,000	P 4,000	P 11,200,000	P 96,479,000

New Appropriations, by Object of Expenditures
(In Thousand Pesos)

Current Operating Expenditures

Personnel Services

Civilian Personnel

Permanent Positions

Basic Salary	25,235
--------------	--------

Total Permanent Positions	25,235
---------------------------	--------

Other Compensation Common to All

Personnel Economic Relief Allowance	936
Representation Allowance	522
Transportation Allowance	522
Clothing and Uniform Allowance	234
Mid-Year Bonus - Civilian	2,103
Year End Bonus	2,103
Cash Gift	195
Per Diems	427
Productivity Enhancement Incentive	195
Step Increment	62

Total Other Compensation Common to All	7,299
--	-------

Other Benefits

PAG-IBIG Contributions	47
PhilHealth Contributions	529
Employees Compensation Insurance Premiums	47

Total Other Benefits	623
----------------------	-----

Non-Permanent Positions	1,154
-------------------------	-------

Total Personnel Services	34,311
--------------------------	--------

Maintenance and Other Operating Expenses

Travelling Expenses	3,656
Training and Scholarship Expenses	7,651
Supplies and Materials Expenses	7,408
Utility Expenses	1,960
Communication Expenses	2,778
Awards/Rewards and Prizes	890
Confidential, Intelligence and Extraordinary Expenses	
Extraordinary and Miscellaneous Expenses	383
Professional Services	13,327
General Services	2,411
Repairs and Maintenance	3,840
Taxes, Insurance Premiums and Other Fees	798
Other Maintenance and Operating Expenses	
Advertising Expenses	526

Printing and Publication Expenses	941
Representation Expenses	2,224
Transportation and Delivery Expenses	75
Membership Dues and Contributions to Organizations	27
Subscription Expenses	<u>2,069</u>
Total Maintenance and Other Operating Expenses	<u>50,964</u>
Financial Expenses	
Bank Charges	<u>4</u>
Total Financial Expenses	<u>4</u>
Total Current Operating Expenditures	<u>85,279</u>
Capital Outlays	
Property, Plant and Equipment Outlay	
Buildings and Other Structures	5,211
Machinery and Equipment Outlay	1,231
Transportation Equipment Outlay	<u>4,758</u>
Total Capital Outlays	<u>11,200</u>
TOTAL NEW APPROPRIATIONS	<u><u>96,479</u></u>

GENERAL SUMMARY
CIVIL SERVICE COMMISSION

	Current Operating Expenditures				
	Personnel Services	Maintenance and Other Operating Expenses	Financial Expenses	Capital Outlays	Total
A. CIVIL SERVICE COMMISSION	P 1,461,521,000	P 417,288,000	P 9,000	P 70,294,000	P 1,949,112,000
B. CAREER EXECUTIVE SERVICE BOARD	<u>34,311,000</u>	<u>50,964,000</u>	<u>4,000</u>	<u>11,200,000</u>	<u>96,479,000</u>
TOTAL NEW APPROPRIATIONS, CIVIL SERVICE COMMISSION	P <u>1,495,832,000</u>	P <u>468,252,000</u>	P <u>13,000</u>	P <u>81,494,000</u>	P <u>2,045,591,000</u>

XXXIII. COMMISSION ON AUDIT

For general administration and support, support to operations, and operations, as indicated hereunder P 13,318,049,000

New Appropriations, by Programs/Projects

	Current Operating Expenditures			
	Personnel Services	Maintenance and Other Operating Expenses	Capital Outlays	Total
A. REGULAR PROGRAMS				
General Administration and Support	P 5,661,469,000	P 541,608,000	P 702,771,000	P 6,905,848,000
Support to Operations	268,564,000	14,931,000		283,495,000
Operations	<u>6,042,078,000</u>	<u>86,628,000</u>		<u>6,128,706,000</u>
GOVERNMENT AUDITING PROGRAM	5,815,785,000	83,556,000		5,899,341,000
GOVERNMENT ACCOUNTANCY PROGRAM	64,545,000	908,000		65,453,000
GOVERNMENT FINANCIAL ADJUDICATION PROGRAM	<u>161,748,000</u>	<u>2,164,000</u>		<u>163,912,000</u>
TOTAL NEW APPROPRIATIONS	<u>P 11,972,111,000</u>	<u>P 643,167,000</u>	<u>P 702,771,000</u>	<u>P 13,318,049,000</u>

Special Provision(s)

1. **Organizational Structure.** Notwithstanding any provision of law to the contrary and within the limits of appropriations in this Act, the Chairperson of COA is hereby authorized to:

- formulate and implement COA's organizational structure;
- fix and determine the salaries, allowances and other benefits of the COA personnel in accordance with the rates and levels authorized under R.A. No. 6758, as amended, and R.A. No. 6686, as amended; and
- create new positions, transfer an item or make other adjustments in the Personnel Services itemization, whenever public interest so requires.

Implementation of the foregoing shall be subject to: (i) compliance with organization, staffing and position classification and compensation standards of the DBM; (ii) scrap and build policy; and (iii) submission to DBM of a resolution stating the changes in the organization and staffing in accordance with the foregoing standards and policy for proper documentation.

The officials and employees whose positions are affected by a reorganization shall be granted retirement benefits or separation pay in accordance with existing laws, which shall be payable from any unexpended balance of, or savings in the appropriations of the COA.

2. **Use of Savings.** The Chairperson of COA is hereby authorized to use savings to augment actual deficiencies in accordance with Section 25 (5), Article VI of the Constitution and the General Provisions of this Act.

3. **Appropriations for Auditing Services to Local Government Units (LGUs).** The amounts appropriated herein include the requirements for the audit of LGU accounts. The cost of auditing services rendered to LGUs shall be deducted from the national tax collections and recorded in the National Treasury as income of the General Fund in accordance with Section 24(3) of P.D. No. 1445.

4. **Assessments from Auditing Services to Government-Owned or Controlled Corporations (GOCCs).** The COA shall assess GOCCs for the cost of audit services rendered in accordance with the provisions of E.O. No. 271, s. 1987. Proceeds from such assessments, including receipts derived from other sources authorized under P.D. No. 1445 shall be deposited with the National Treasury as income of the General Fund in accordance with Section 44, Chapter 5, Book VI of E.O. No. 292, s. 1987.

5. **Submission of Annual Commission on Audit Report.** The COA shall submit to the Congress and the President of the Philippines annual reports for each agency and instrumentality of the National Government, including GOCCs, LGUs and non-government entities subject to its audit, within one hundred twenty (120) days after the end of every fiscal year. The annual reports shall contain cumulative allotments, obligations incurred or liquidated, total disbursements, and the results of expended appropriations, including recommended measures necessary to improve their effectiveness and efficiency.

The Chairperson of COA and the Commission's web administrator or his/her equivalent shall be responsible for ensuring that said reports are likewise posted on the COA website.

6. **Reporting and Posting Requirements.** The COA shall submit quarterly reports on its financial and physical accomplishments, within thirty (30) days after the end of every quarter, through the following:

- (a) URS or other electronic means for reports not covered by the URS; and
- (b) COA's website.

The COA shall send written notice when said reports have been submitted or posted on its website to the DBM, House of Representatives, Senate of the Philippines, House Committee on Appropriations, Senate Committee on Finance, and other offices where the submission of reports is required under existing laws, rules and regulations. The date of notice to said agencies shall be considered the date of compliance with this requirement.

7. **Appropriations for Activities or Projects.** The amounts appropriated herein shall be used specifically for the following activities or projects in the indicated amounts and conditions:

New Appropriations, by Programs/Activities/Projects

	Current Operating Expenditures			
	Personnel Services	Maintenance and Other Operating Expenses	Capital Outlays	Total
REGULAR PROGRAMS				
General Administration and Support				
General Management and Supervision	P 652,939,000	P 541,608,000	P 702,771,000	P 1,897,318,000
National Capital Region (NCR)	386,284,000	369,801,000	622,056,000	1,378,141,000
Central Office	386,284,000	369,801,000	622,056,000	1,378,141,000
Region I - Ilocos	17,688,000	10,826,000	2,600,000	31,114,000
Regional Office - I	17,688,000	10,826,000	2,600,000	31,114,000
Cordillera Administrative Region (CAR)	21,260,000	12,502,000		33,762,000
Regional Office - CAR	21,260,000	12,502,000		33,762,000
Region II - Cagayan Valley	17,622,000	12,252,000		29,874,000
Regional Office - II	17,622,000	12,252,000		29,874,000
Region III - Central Luzon	18,255,000	10,757,000		29,012,000
Regional Office - III	18,255,000	10,757,000		29,012,000
Region IVA - CALABARZON	15,115,000	7,921,000	2,600,000	25,636,000
Regional Office - IVA	15,115,000	7,921,000	2,600,000	25,636,000
Region IVB - MIMAROPA	14,109,000	6,655,000		20,764,000
Regional Office - IVB	14,109,000	6,655,000		20,764,000
Region V - Bicol	19,357,000	12,315,000		31,672,000
Regional Office - V	19,357,000	12,315,000		31,672,000

Region VI - Western Visayas	<u>13,393,000</u>	<u>12,848,000</u>		<u>26,241,000</u>
Regional Office - VI	13,393,000	12,848,000		26,241,000
Region VII - Central Visayas	<u>13,612,000</u>	<u>12,442,000</u>		<u>26,054,000</u>
Regional Office - VII	13,612,000	12,442,000		26,054,000
Region VIII - Eastern Visayas	<u>18,948,000</u>	<u>10,498,000</u>		<u>29,446,000</u>
Regional Office - VIII	18,948,000	10,498,000		29,446,000
Region IX - Zamboanga Peninsula	<u>19,484,000</u>	<u>9,656,000</u>		<u>29,140,000</u>
Regional Office - IX	19,484,000	9,656,000		29,140,000
Region X - Northern Mindanao	<u>14,999,000</u>	<u>10,356,000</u>	<u>67,715,000</u>	<u>93,070,000</u>
Regional Office - X	14,999,000	10,356,000	67,715,000	93,070,000
Region XI - Davao	<u>18,898,000</u>	<u>11,109,000</u>	<u>2,600,000</u>	<u>32,607,000</u>
Regional Office - XI	18,898,000	11,109,000	2,600,000	32,607,000
Region XII - SOCCSKSARGEN	<u>14,525,000</u>	<u>10,371,000</u>	<u>2,600,000</u>	<u>27,496,000</u>
Regional Office - XII	14,525,000	10,371,000	2,600,000	27,496,000
Region XIII - Caraga	<u>16,636,000</u>	<u>11,785,000</u>	<u>2,600,000</u>	<u>31,021,000</u>
Regional Office - XIII	16,636,000	11,785,000	2,600,000	31,021,000
Bangsamoro Autonomous Region in Muslim Mindanao (BARMM)	<u>12,754,000</u>	<u>9,514,000</u>		<u>22,268,000</u>
Regional Office - BARMM	12,754,000	9,514,000		22,268,000
Administration of Personnel Benefits	<u>5,008,530,000</u>			<u>5,008,530,000</u>
National Capital Region (NCR)	<u>5,008,530,000</u>			<u>5,008,530,000</u>
Central Office	5,008,530,000			5,008,530,000
Sub-total, General Administration and Support	<u>5,661,469,000</u>	<u>541,608,000</u>	<u>702,771,000</u>	<u>6,905,848,000</u>
Support to Operations				
Legal assistance services	<u>134,801,000</u>	<u>397,000</u>		<u>135,198,000</u>
National Capital Region (NCR)	<u>16,723,000</u>	<u>255,000</u>		<u>16,978,000</u>
Central Office	16,723,000	255,000		16,978,000
Region I - Ilocos	<u>8,515,000</u>	<u>10,000</u>		<u>8,525,000</u>
Regional Office - I	8,515,000	10,000		8,525,000
Cordillera Administrative Region (CAR)	<u>8,508,000</u>	<u>10,000</u>		<u>8,518,000</u>
Regional Office - CAR	8,508,000	10,000		8,518,000

Region II - Cagayan Valley	<u>8,703,000</u>	<u>10,000</u>	<u>8,713,000</u>
Regional Office - II	8,703,000	10,000	8,713,000
Region III - Central Luzon	<u>7,317,000</u>	<u>10,000</u>	<u>7,327,000</u>
Regional Office - III	7,317,000	10,000	7,327,000
Region IVA - CALABARZON	<u>6,561,000</u>	<u>6,000</u>	<u>6,567,000</u>
Regional Office - IVA	6,561,000	6,000	6,567,000
Region IVB - MIMAROPA	<u>6,070,000</u>	<u>6,000</u>	<u>6,076,000</u>
Regional Office - IVB	6,070,000	6,000	6,076,000
Region V - Bicol	<u>12,077,000</u>	<u>10,000</u>	<u>12,087,000</u>
Regional Office - V	12,077,000	10,000	12,087,000
Region VI - Western Visayas	<u>8,627,000</u>	<u>10,000</u>	<u>8,637,000</u>
Regional Office - VI	8,627,000	10,000	8,637,000
Region VII - Central Visayas	<u>6,680,000</u>	<u>10,000</u>	<u>6,690,000</u>
Regional Office - VII	6,680,000	10,000	6,690,000
Region VIII - Eastern Visayas	<u>12,143,000</u>	<u>10,000</u>	<u>12,153,000</u>
Regional Office - VIII	12,143,000	10,000	12,153,000
Region IX - Zamboanga Peninsula	<u>9,064,000</u>	<u>9,000</u>	<u>9,073,000</u>
Regional Office - IX	9,064,000	9,000	9,073,000
Region X - Northern Mindanao	<u>5,413,000</u>	<u>10,000</u>	<u>5,423,000</u>
Regional Office - X	5,413,000	10,000	5,423,000
Region XI - Davao	<u>6,271,000</u>	<u>10,000</u>	<u>6,281,000</u>
Regional Office - XI	6,271,000	10,000	6,281,000
Region XII - SOCCSKSARGEN	<u>3,349,000</u>	<u>7,000</u>	<u>3,356,000</u>
Regional Office - XII	3,349,000	7,000	3,356,000
Region XIII - Caraga	<u>3,923,000</u>	<u>7,000</u>	<u>3,930,000</u>
Regional Office - XIII	3,923,000	7,000	3,930,000
Bangsamoro Autonomous Region in Muslim Mindanao (BARMM)	<u>4,857,000</u>	<u>7,000</u>	<u>4,864,000</u>
Regional Office - BARMM	4,857,000	7,000	4,864,000

Development, installation and maintenance of
in-house financial and other management
information systems

71,422,000

11,044,000

82,466,000

National Capital Region (NCR)

71,422,000

11,044,000

82,466,000

Central Office

71,422,000

11,044,000

82,466,000

Comprehensive training program for commission
personnel, including the provision of auditing
materials and the dissemination of information
including laws, rules, and regulations

54,896,000

3,091,000

57,987,000

National Capital Region (NCR)

54,896,000

3,091,000

57,987,000

Central Office

54,896,000

3,091,000

57,987,000

Technical assistance rendered to the Commission

7,445,000

399,000

7,844,000

Region I - Ilocos

428,000

26,000

454,000

Regional Office - I

428,000

26,000

454,000

Cordillera Administrative Region (CAR)

428,000

30,000

458,000

Regional Office - CAR

428,000

30,000

458,000

Region II - Cagayan Valley

428,000

26,000

454,000

Regional Office - II

428,000

26,000

454,000

Region III - Central Luzon

428,000

26,000

454,000

Regional Office - III

428,000

26,000

454,000

Region IVA - CALABARZON

428,000

26,000

454,000

Regional Office - IVA

428,000

26,000

454,000

Region IVB - MIMAROPA

722,000

26,000

748,000

Regional Office - IVB

722,000

26,000

748,000

Region V - Bicol

428,000

26,000

454,000

Regional Office - V

428,000

26,000

454,000

Region VI - Western Visayas

431,000

26,000

457,000

Regional Office - VI

431,000

26,000

457,000

Region VII - Central Visayas

431,000

26,000

457,000

Regional Office - VII

431,000

26,000

457,000

Region VIII - Eastern Visayas	<u>722,000</u>	<u>26,000</u>	<u>748,000</u>
Regional Office - VIII	722,000	26,000	748,000
Region IX - Zamboanga Peninsula	<u>428,000</u>	<u>25,000</u>	<u>453,000</u>
Regional Office - IX	428,000	25,000	453,000
Region X - Northern Mindanao	<u>428,000</u>	<u>25,000</u>	<u>453,000</u>
Regional Office - X	428,000	25,000	453,000
Region XI - Davao	<u>431,000</u>	<u>25,000</u>	<u>456,000</u>
Regional Office - XI	431,000	25,000	456,000
Region XII - SOCCSKSARGEN	<u>428,000</u>	<u>24,000</u>	<u>452,000</u>
Regional Office - XII	428,000	24,000	452,000
Region XIII - Caraga	<u>428,000</u>	<u>24,000</u>	<u>452,000</u>
Regional Office - XIII	428,000	24,000	452,000
Bangsamoro Autonomous Region in Muslim Mindanao (BARMM)	<u>428,000</u>	<u>12,000</u>	<u>440,000</u>
Regional Office - BARMM	428,000	12,000	440,000
Sub-total, Support to Operations	<u>268,564,000</u>	<u>14,931,000</u>	<u>283,495,000</u>
Operations			
GOVERNMENT AUDITING PROGRAM	<u>5,815,785,000</u>	<u>83,556,000</u>	<u>5,899,341,000</u>
NATIONAL GOVERNMENT AUDITING SUB-PROGRAM	<u>1,748,173,000</u>	<u>26,619,000</u>	<u>1,774,792,000</u>
Audit of accounts and transactions of national government agencies, including government operations in foreign countries, conduct of fraud audit and audit of public debts; custody and preservation of vouchers and other supporting documents	<u>1,629,876,000</u>	<u>24,778,000</u>	<u>1,654,654,000</u>
National Capital Region (NCR)	<u>1,629,876,000</u>	<u>4,955,000</u>	<u>1,634,831,000</u>
Central Office	1,629,876,000	4,955,000	1,634,831,000
Region I - Ilocos		<u>1,143,000</u>	<u>1,143,000</u>
Regional Office - I		1,143,000	1,143,000
Cordillera Administrative Region (CAR)		<u>1,250,000</u>	<u>1,250,000</u>
Regional Office - CAR		1,250,000	1,250,000

Region II - Cagayan Valley	<u>1,469,000</u>	<u>1,469,000</u>
Regional Office - II	1,469,000	1,469,000
Region III - Central Luzon	<u>1,245,000</u>	<u>1,245,000</u>
Regional Office - III	1,245,000	1,245,000
Region IVA - CALABARZON	<u>1,280,000</u>	<u>1,280,000</u>
Regional Office - IVA	1,280,000	1,280,000
Region IVB - MIMAROPA	<u>1,249,000</u>	<u>1,249,000</u>
Regional Office - IVB	1,249,000	1,249,000
Region V - Bicol	<u>1,378,000</u>	<u>1,378,000</u>
Regional Office - V	1,378,000	1,378,000
Region VI - Western Visayas	<u>1,180,000</u>	<u>1,180,000</u>
Regional Office - VI	1,180,000	1,180,000
Region VII - Central Visayas	<u>1,280,000</u>	<u>1,280,000</u>
Regional Office - VII	1,280,000	1,280,000
Region VIII - Eastern Visayas	<u>1,344,000</u>	<u>1,344,000</u>
Regional Office - VIII	1,344,000	1,344,000
Region IX - Zamboanga Peninsula	<u>970,000</u>	<u>970,000</u>
Regional Office - IX	970,000	970,000
Region X - Northern Mindanao	<u>1,538,000</u>	<u>1,538,000</u>
Regional Office - X	1,538,000	1,538,000
Region XI - Davao	<u>1,543,000</u>	<u>1,543,000</u>
Regional Office - XI	1,543,000	1,543,000
Region XII - SOCCSKSARGEN	<u>980,000</u>	<u>980,000</u>
Regional Office - XII	980,000	980,000
Region XIII - Caraga	<u>1,164,000</u>	<u>1,164,000</u>
Regional Office - XIII	1,164,000	1,164,000
Bangsamoro Autonomous Region in Muslim Mindanao (BARMM)	<u>810,000</u>	<u>810,000</u>
Regional Office - BARMM	810,000	810,000

Formulation and development of operating standards and administrative techniques for the implementation of accounting and auditing rules and regulations in national offices/agencies

118,297,000

1,841,000

120,138,000

National Capital Region (NCR)

118,297,000

1,841,000

120,138,000

Central Office

118,297,000

1,841,000

120,138,000

**CORPORATE GOVERNMENT AUDITING
SUB-PROGRAM**

545,735,000

28,991,000

574,726,000

Audit of accounts and transactions of corporate government agencies and their subsidiaries, including government operations in foreign countries; custody and preservation of vouchers and other supporting documents

486,023,000

26,892,000

512,915,000

National Capital Region (NCR)

486,023,000

6,223,000

492,246,000

Central Office

486,023,000

6,223,000

492,246,000

Region I - Ilocos

1,604,000

1,604,000

Regional Office - I

1,604,000

1,604,000

Cordillera Administrative Region (CAR)

1,224,000

1,224,000

Regional Office - CAR

1,224,000

1,224,000

Region II - Cagayan Valley

1,717,000

1,717,000

Regional Office - II

1,717,000

1,717,000

Region III - Central Luzon

1,251,000

1,251,000

Regional Office - III

1,251,000

1,251,000

Region IVA - CALABARZON

1,002,000

1,002,000

Regional Office - IVA

1,002,000

1,002,000

Region IVB - MIMAROPA

1,133,000

1,133,000

Regional Office - IVB

1,133,000

1,133,000

Region V - Bicol

1,636,000

1,636,000

Regional Office - V

1,636,000

1,636,000

Region VI - Western Visayas

1,562,000

1,562,000

Regional Office - VI

1,562,000

1,562,000

Region VII - Central Visayas

1,223,000

1,223,000

Regional Office - VII

1,223,000

1,223,000

Region VIII - Eastern Visayas	<u>1,040,000</u>	<u>1,040,000</u>
Regional Office - VIII	1,040,000	1,040,000
Region IX - Zamboanga Peninsula	<u>1,414,000</u>	<u>1,414,000</u>
Regional Office - IX	1,414,000	1,414,000
Region X - Northern Mindanao	<u>1,272,000</u>	<u>1,272,000</u>
Regional Office - X	1,272,000	1,272,000
Region XI - Davao	<u>1,581,000</u>	<u>1,581,000</u>
Regional Office - XI	1,581,000	1,581,000
Region XII - SOCCSKSARGEN	<u>1,088,000</u>	<u>1,088,000</u>
Regional Office - XII	1,088,000	1,088,000
Region XIII - Caraga	<u>1,163,000</u>	<u>1,163,000</u>
Regional Office - XIII	1,163,000	1,163,000
Bangsamoro Autonomous Region in Muslim Mindanao (BARMM)	<u>759,000</u>	<u>759,000</u>
Regional Office - BARMM	759,000	759,000
Formulation and development of operating standards and administrative techniques for the implementation of accounting and auditing rules and regulations in corporate government offices/agencies	<u>59,712,000</u>	<u>2,099,000</u>
National Capital Region (NCR)	<u>59,712,000</u>	<u>2,099,000</u>
Central Office	59,712,000	2,099,000
LOCAL GOVERNMENT AUDITING SUB-PROGRAM	<u>3,309,928,000</u>	<u>13,852,000</u>
Audit of accounts and transactions of local government units, custody and preservation of vouchers and other supporting documents	<u>3,302,956,000</u>	<u>12,692,000</u>
National Capital Region (NCR)	<u>131,313,000</u>	<u>5,472,000</u>
Central Office	131,313,000	5,472,000
Region I - Ilocos	<u>321,046,000</u>	<u>450,000</u>
Regional Office - I	321,046,000	450,000
Cordillera Administrative Region (CAR)	<u>2,246,000</u>	<u>545,000</u>
Regional Office - CAR	2,246,000	545,000

Region II - Cagayan Valley		<u>478,000</u>	<u>478,000</u>
Regional Office - II		478,000	478,000
Region III - Central Luzon		<u>350,000</u>	<u>350,000</u>
Regional Office - III		350,000	350,000
Region IVA - CALABARZON	<u>316,548,000</u>	<u>348,000</u>	<u>316,896,000</u>
Regional Office - IVA	316,548,000	348,000	316,896,000
Region IVB - MIMAROPA	<u>192,182,000</u>	<u>457,000</u>	<u>192,639,000</u>
Regional Office - IVB	192,182,000	457,000	192,639,000
Region V - Bicol	<u>314,239,000</u>	<u>365,000</u>	<u>314,604,000</u>
Regional Office - V	314,239,000	365,000	314,604,000
Region VI - Western Visayas	<u>263,985,000</u>	<u>472,000</u>	<u>264,457,000</u>
Regional Office - VI	263,985,000	472,000	264,457,000
Region VII - Central Visayas	<u>206,238,000</u>	<u>562,000</u>	<u>206,800,000</u>
Regional Office - VII	206,238,000	562,000	206,800,000
Region VIII - Eastern Visayas	<u>295,185,000</u>	<u>477,000</u>	<u>295,662,000</u>
Regional Office - VIII	295,185,000	477,000	295,662,000
Region IX - Zamboanga Peninsula	<u>208,828,000</u>	<u>456,000</u>	<u>209,284,000</u>
Regional Office - IX	208,828,000	456,000	209,284,000
Region X - Northern Mindanao	<u>294,633,000</u>	<u>355,000</u>	<u>294,988,000</u>
Regional Office - X	294,633,000	355,000	294,988,000
Region XI - Davao	<u>214,247,000</u>	<u>545,000</u>	<u>214,792,000</u>
Regional Office - XI	214,247,000	545,000	214,792,000
Region XII - SOCCSKSARGEN	<u>185,250,000</u>	<u>463,000</u>	<u>185,713,000</u>
Regional Office - XII	185,250,000	463,000	185,713,000
Region XIII - Caraga	<u>223,635,000</u>	<u>536,000</u>	<u>224,171,000</u>
Regional Office - XIII	223,635,000	536,000	224,171,000
Bangsamoro Autonomous Region in Muslim Mindanao (BARMM)	<u>133,381,000</u>	<u>361,000</u>	<u>133,742,000</u>
Regional Office - BARMM	133,381,000	361,000	133,742,000

Formulation and development of operating standards and administrative techniques for the implementation of accounting and auditing rules and regulations in local government offices/agencies

6,972,000

1,160,000

8,132,000

National Capital Region (NCR)

6,972,000

1,160,000

8,132,000

Central Office

6,972,000

1,160,000

8,132,000

SPECIAL AUDIT SUB-PROGRAM

180,025,000

10,693,000

190,718,000

Special audit, fraud audit and performance audit conducted on some government agencies, as well as to non-government entities, concerning subsidies and fund transfers from the national government, payment of levies or government shares and financial operations of public utilities for rate determination purposes

180,025,000

10,693,000

190,718,000

National Capital Region (NCR)

135,553,000

10,693,000

146,246,000

Central Office

135,553,000

10,693,000

146,246,000

Region IVA - CALABARZON

1,688,000

1,688,000

Regional Office - IVA

1,688,000

1,688,000

Region IVB - MIMAROPA

3,909,000

3,909,000

Regional Office - IVB

3,909,000

3,909,000

Region V - Bicol

3,960,000

3,960,000

Regional Office - V

3,960,000

3,960,000

Region VI - Western Visayas

4,341,000

4,341,000

Regional Office - VI

4,341,000

4,341,000

Region VII - Central Visayas

3,527,000

3,527,000

Regional Office - VII

3,527,000

3,527,000

Region VIII - Eastern Visayas

3,922,000

3,922,000

Regional Office - VIII

3,922,000

3,922,000

Region IX - Zamboanga Peninsula

3,923,000

3,923,000

Regional Office - IX

3,923,000

3,923,000

Region X - Northern Mindanao

3,218,000

3,218,000

Regional Office - X

3,218,000

3,218,000

Region XI - Davao	<u>4,210,000</u>		<u>4,210,000</u>
Regional Office - XI	4,210,000		4,210,000
Region XII - SOCCSKSARGEN	<u>3,960,000</u>		<u>3,960,000</u>
Regional Office - XII	3,960,000		3,960,000
Region XIII - Caraga	<u>3,915,000</u>		<u>3,915,000</u>
Regional Office - XIII	3,915,000		3,915,000
Bangsamoro Autonomous Region in Muslim Mindanao (BARMM)	<u>3,899,000</u>		<u>3,899,000</u>
Regional Office - BARMM	3,899,000		3,899,000
TECHNICAL SERVICES AND SYSTEMS			
AUDIT SUB-PROGRAM	<u>31,924,000</u>	<u>3,401,000</u>	<u>35,325,000</u>
Technical services necessary for the discharge of the Commission's functions including monitoring, analysis and evaluation of prices of goods and services purchased by government agencies	<u>14,397,000</u>	<u>3,355,000</u>	<u>17,752,000</u>
National Capital Region (NCR)	<u>14,397,000</u>	<u>3,355,000</u>	<u>17,752,000</u>
Central Office	14,397,000	3,355,000	17,752,000
Information System/Technology Audit conducted on government agencies with computerized environment		<u>23,000</u>	<u>23,000</u>
National Capital Region (NCR)		<u>23,000</u>	<u>23,000</u>
Central Office		23,000	23,000
Consultancy services rendered to government agencies related to the design/development and installation of internal control systems	<u>17,527,000</u>	<u>23,000</u>	<u>17,550,000</u>
National Capital Region (NCR)	<u>17,527,000</u>	<u>23,000</u>	<u>17,550,000</u>
Central Office	17,527,000	23,000	17,550,000
GOVERNMENT ACCOUNTANCY PROGRAM	<u>64,545,000</u>	<u>908,000</u>	<u>65,453,000</u>
Preparation of annual and other financial reports as may be required of the Commission	<u>59,626,000</u>	<u>423,000</u>	<u>60,049,000</u>
National Capital Region (NCR)	<u>59,626,000</u>	<u>423,000</u>	<u>60,049,000</u>
Central Office	59,626,000	423,000	60,049,000
Formulation and development of accounting standards, policies, rules and regulations for implementation in government agencies		<u>134,000</u>	<u>134,000</u>

National Capital Region (NCR)		<u>134,000</u>		<u>134,000</u>
Central Office		134,000		134,000
Development, installation and maintenance of accounting-related information system for implementation in government agencies		<u>28,000</u>		<u>28,000</u>
National Capital Region (NCR)		<u>28,000</u>		<u>28,000</u>
Central Office		28,000		28,000
Maintenance of the general accounts of the government	<u>4,919,000</u>	<u>323,000</u>		<u>5,242,000</u>
National Capital Region (NCR)	<u>4,919,000</u>	<u>323,000</u>		<u>5,242,000</u>
Central Office	4,919,000	323,000		5,242,000
GOVERNMENT FINANCIAL ADJUDICATION PROGRAM	<u>161,748,000</u>	<u>2,164,000</u>		<u>163,912,000</u>
Adjudication of cases concerning settlement of all accounts pertaining to the revenue and receipts, and expenditures or uses of funds and property in the national, local and corporate agencies, as well as, money claims against the government	<u>161,748,000</u>	<u>2,164,000</u>		<u>163,912,000</u>
National Capital Region (NCR)	<u>161,748,000</u>	<u>2,164,000</u>		<u>163,912,000</u>
Central Office	<u>161,748,000</u>	<u>2,164,000</u>		<u>163,912,000</u>
Sub-total, Operations	<u>6,042,078,000</u>	<u>86,628,000</u>		<u>6,128,706,000</u>
TOTAL NEW APPROPRIATIONS	P <u>11,972,111,000</u>	P <u>643,167,000</u>	P <u>702,771,000</u>	P <u>13,318,049,000</u>

New Appropriations, by Object of Expenditures
(In Thousand Pesos)

Current Operating Expenditures

Personnel Services

Civilian Personnel

Permanent Positions

Basic Salary

5,376,845

Total Permanent Positions

5,376,845

Other Compensation Common to All

Personnel Economic Relief Allowance

188,688

Representation Allowance

35,886

Transportation Allowance

35,886

Clothing and Uniform Allowance

47,172

Mid-Year Bonus - Civilian	448,070
Year End Bonus	448,070
Cash Gift	39,310
Productivity Enhancement Incentive	39,310
Step Increment	13,444
Total Other Compensation Common to All	1,295,836
Other Compensation for Specific Groups	
Lump-sum for filling of Positions - Civilian	4,865,391
Total Other Compensation for Specific Groups	4,865,391
Other Benefits	
PAG-IBIG Contributions	9,433
PhilHealth Contributions	116,864
Employees Compensation Insurance Premiums	9,433
Loyalty Award - Civilian	5,170
Terminal Leave	242,548
Total Other Benefits	383,448
Other Personnel Benefits	
Pension, Civilian Personnel	50,591
Total Other Personnel Benefits	50,591
Total Personnel Services	11,972,111
Maintenance and Other Operating Expenses	
Travelling Expenses	84,431
Training and Scholarship Expenses	20,544
Supplies and Materials Expenses	75,502
Utility Expenses	93,247
Communication Expenses	61,230
Confidential, Intelligence and Extraordinary Expenses	
Confidential Expenses	10,000
Extraordinary and Miscellaneous Expenses	7,622
General Services	118,978
Repairs and Maintenance	35,888
Taxes, Insurance Premiums and Other Fees	9,453
Other Maintenance and Operating Expenses	
Advertising Expenses	927
Printing and Publication Expenses	171
Representation Expenses	25,146
Rent/Lease Expenses	2,519
Membership Dues and Contributions to Organizations	248
Subscription Expenses	97,261
Total Maintenance and Other Operating Expenses	643,167
Total Current Operating Expenditures	12,615,278

Capital Outlays	
Property, Plant and Equipment Outlay	
Land Outlay	67,715
Buildings and Other Structures Outlay	443,961
Machinery and Equipment Outlay	143,305
Transportation Equipment Outlay	47,200
Intangible Assets Outlay	590
Total Capital Outlays	702,771
TOTAL NEW APPROPRIATIONS	13,318,049

**GENERAL SUMMARY
COMMISSION ON AUDIT**

	<u>Current Operating Expenditures</u>			
	<u>Personnel Services</u>	<u>Maintenance and Other Operating Expenses</u>	<u>Capital Outlays</u>	<u>Total</u>
A. COMMISSION ON AUDIT	P <u>11,972,111,000</u>	P <u>643,167,000</u>	P <u>702,771,000</u>	P <u>13,318,049,000</u>
TOTAL NEW APPROPRIATIONS, COMMISSION ON AUDIT	P <u><u>11,972,111,000</u></u>	P <u><u>643,167,000</u></u>	P <u><u>702,771,000</u></u>	P <u><u>13,318,049,000</u></u>

XXXIV. COMMISSION ON ELECTIONS

For general administration and support, and operations, including locally-funded project(s), as indicated hereunder P 5,737,340,000

New Appropriations, by Programs/Projects

	<u>Current Operating Expenditures</u>			
	<u>Personnel Services</u>	<u>Maintenance and Other Operating Expenses</u>	<u>Capital Outlays</u>	<u>Total</u>
A. REGULAR PROGRAMS				
General Administration and Support	P 1,189,890,000	P 423,634,000	P	P 1,613,524,000
Operations	<u>2,343,577,000</u>	<u>394,632,000</u>	<u>101,056,000</u>	<u>2,839,265,000</u>
ELECTION ADMINISTRATION PROGRAM	2,283,681,000	393,527,000	101,056,000	2,778,264,000
ELECTORAL ENFORCEMENT AND ADJUDICATION PROGRAM	<u>59,896,000</u>	<u>1,105,000</u>		<u>61,001,000</u>
Total, Regular Programs	<u>3,533,467,000</u>	<u>818,266,000</u>	<u>101,056,000</u>	<u>4,452,789,000</u>
B. PROJECT(S)				
Locally-Funded Project(s)	<u>2,998,000</u>	<u>31,553,000</u>	<u>1,250,000,000</u>	<u>1,284,551,000</u>
Total, Project(s)	<u>2,998,000</u>	<u>31,553,000</u>	<u>1,250,000,000</u>	<u>1,284,551,000</u>
TOTAL NEW APPROPRIATIONS	P <u>3,536,465,000</u>	P <u>849,819,000</u>	P <u>1,351,056,000</u>	P <u>5,737,340,000</u>

Special Provision(s)

1. **Organizational Structure.** Notwithstanding any provision of law to the contrary and within the limits of appropriations in this Act, the Chairperson of the Commission on Elections (COMELEC) is hereby authorized to:

- formulate and implement COMELEC's organizational structure;
- fix and determine the salaries, allowances and other benefits of personnel of the COMELEC in accordance with the rates and levels authorized under R.A. No. 6758, as amended, and R.A. No. 6686, as amended; and
- create new positions, transfer an item or make other adjustments in the Personnel Services itemization, whenever public interest so requires.

Implementation of the foregoing shall be subject to: (i) compliance with organization, staffing and position classification and compensation standards of the DBM; (ii) scrap and build policy; and (iii) submission to DBM of a resolution stating the changes in the organization and staffing in accordance with the foregoing standards and policy for proper documentation.

The officials and employees whose positions are affected by a reorganization shall be granted retirement benefits or separation pay in accordance with existing laws, which shall be payable from any unexpended balance of, or savings in the appropriations of the COMELEC.

2. **Use of Savings.** The Chairperson of COMELEC is authorized to use savings to augment actual deficiencies in accordance with Section 25 (5), Article VI of the Constitution and the General Provisions of this Act.

3. **Special Audit of Printing Expenditures.** The amounts appropriated herein for registration, plebiscite, referendum and election related expenditures, including those incurred for printing of ballots and similar paraphernalia shall be used exclusively for said purposes. A special audit on all expenditures incurred for printing jobs and materials used during said activities shall be undertaken by the COA within six (6) months from the conduct thereof.

The COA shall submit to the DBM, the Speaker of the House of Representatives and the President of the Senate of the Philippines, copies of the COA Special Audit report within one (1) month after the said audit.

4. **Reporting and Posting Requirements.** The COMELEC shall submit quarterly reports on its financial and physical accomplishments, within thirty (30) days after the end of every quarter, through the following:

- Unified Reporting System (URS) or other electronic means for reports not covered by the URS; and
- COMELEC's website.

The COMELEC shall send written notice when said reports have been submitted or posted on its website to the DBM, House of Representatives, Senate of the Philippines, House Committee on Appropriations, Senate Committee on Finance, and other offices where the submission of reports is required under existing laws, rules and regulations. The date of notice to said agencies shall be considered the date of compliance with this requirement.

5. **Appropriations for Activities or Projects.** The amounts appropriated herein shall be used specifically for the following activities or projects in the indicated amounts and conditions:

New Appropriations, by Programs/Activities/Projects

	Current Operating Expenditures			
	Personnel Services	Maintenance and Other Operating Expenses	Capital Outlays	Total
REGULAR PROGRAMS				
General Administration and Support				
General Management and Supervision	P 571,678,000	P 423,634,000	P	P 995,312,000
National Capital Region (NCR)	571,678,000	423,634,000		995,312,000
Central Office	571,678,000	423,634,000		995,312,000
Administration of Personnel Benefits	618,212,000			618,212,000
National Capital Region (NCR)	618,212,000			618,212,000
Central Office	618,212,000			618,212,000
Sub-total, General Administration and Support	1,189,890,000	423,634,000		1,613,524,000
Operations				
ELECTION ADMINISTRATION PROGRAM	2,283,681,000	393,527,000	101,056,000	2,778,264,000
VOTER EDUCATION AND REGISTRATION MANAGEMENT SUB-PROGRAM	16,893,000	903,000		17,796,000
Conduct of voter's education and information campaign print/radio/television and social media	16,893,000	903,000		17,796,000
National Capital Region (NCR)	16,893,000	903,000		17,796,000
Central Office	16,893,000	903,000		17,796,000
ELECTORAL SUPERVISION AND MONITORING SUB-PROGRAM	2,266,788,000	392,624,000	101,056,000	2,760,468,000
Preparation of maps of territorial units of voting centers, the establishment of new voting centers, and the transfer, merger or abolition of existing ones	23,410,000	2,145,000		25,555,000
National Capital Region (NCR)	23,410,000	2,145,000		25,555,000
Central Office	23,410,000	2,145,000		25,555,000

Development of software system and procedures	<u>33,699,000</u>	<u>307,381,000</u>	<u>101,056,000</u>	<u>442,136,000</u>
National Capital Region (NCR)	<u>33,699,000</u>	<u>307,381,000</u>	<u>101,056,000</u>	<u>442,136,000</u>
Central Office	33,699,000	307,381,000	101,056,000	442,136,000
Monitoring the implementation of the conduct of election and other political exercises and development of measures to improve the registration and election systems including the dissemination of election results of previous elections	<u>14,676,000</u>	<u>581,000</u>		<u>15,257,000</u>
National Capital Region (NCR)	<u>13,705,000</u>	<u>581,000</u>		<u>14,286,000</u>
Central Office	13,705,000	581,000		14,286,000
Region XII - SOCCSKSARGEN	<u>971,000</u>			<u>971,000</u>
Regional Office XII	971,000			971,000
Conduct and supervision of elections, referenda, recall votes and plebiscites	<u>2,164,026,000</u>	<u>81,580,000</u>		<u>2,245,606,000</u>
National Capital Region (NCR)	<u>120,930,000</u>	<u>15,940,000</u>		<u>136,870,000</u>
Central Office	21,079,000			21,079,000
Regional Office - NCR	99,851,000	15,940,000		115,791,000
Region I - Ilocos	<u>140,498,000</u>	<u>4,248,000</u>		<u>144,746,000</u>
Regional Office - I	140,498,000	4,248,000		144,746,000
Cordillera Administrative Region (CAR)	<u>96,084,000</u>	<u>3,288,000</u>		<u>99,372,000</u>
Regional Office - CAR	96,084,000	3,288,000		99,372,000
Region II - Cagayan Valley	<u>111,013,000</u>	<u>3,171,000</u>		<u>114,184,000</u>
Regional Office - II	111,013,000	3,171,000		114,184,000
Region III - Central Luzon	<u>173,315,000</u>	<u>5,170,000</u>		<u>178,485,000</u>
Regional Office - III	173,315,000	5,170,000		178,485,000
Region IVA - CALABARZON	<u>191,538,000</u>	<u>7,353,000</u>		<u>198,891,000</u>
Regional Office - IVA	191,538,000	7,353,000		198,891,000
Region IVB - MIMAROPA	<u>89,378,000</u>	<u>2,848,000</u>		<u>92,226,000</u>
Regional Office - IVB	89,378,000	2,848,000		92,226,000
Region V - Bicol	<u>156,282,000</u>	<u>3,838,000</u>		<u>160,120,000</u>
Regional Office - V	156,282,000	3,838,000		160,120,000

Region VI - Western Visayas	<u>180,020,000</u>	<u>4,771,000</u>	<u>184,791,000</u>
Regional Office - VI	180,020,000	4,771,000	184,791,000
Region VII - Central Visayas	<u>164,080,000</u>	<u>5,186,000</u>	<u>169,266,000</u>
Regional Office - VII	164,080,000	5,186,000	169,266,000
Region VIII - Eastern Visayas	<u>171,485,000</u>	<u>4,636,000</u>	<u>176,121,000</u>
Regional Office - VIII	171,485,000	4,636,000	176,121,000
Region IX - Zamboanga Peninsula	<u>90,852,000</u>	<u>3,666,000</u>	<u>94,518,000</u>
Regional Office - IX	90,852,000	3,666,000	94,518,000
Region X - Northern Mindanao	<u>118,115,000</u>	<u>3,694,000</u>	<u>121,809,000</u>
Regional Office - X	118,115,000	3,694,000	121,809,000
Region XI - Davao	<u>72,136,000</u>	<u>3,497,000</u>	<u>75,633,000</u>
Regional Office - XI	72,136,000	3,497,000	75,633,000
Region XII - SOCCSKSARGEN	<u>200,038,000</u>	<u>6,853,000</u>	<u>206,891,000</u>
Regional Office - BARMM	127,766,000	3,413,000	131,179,000
Regional Office - XII	72,272,000	3,440,000	75,712,000
Region XIII - Caraga	<u>88,262,000</u>	<u>3,421,000</u>	<u>91,683,000</u>
Regional Office - XIII	88,262,000	3,421,000	91,683,000
Maintenance, Updating and Safekeeping of Voter Registration Records, election statistics, results and records for record services	<u>30,977,000</u>	<u>937,000</u>	<u>31,914,000</u>
National Capital Region (NCR)	<u>30,977,000</u>	<u>937,000</u>	<u>31,914,000</u>
Central Office	30,977,000	937,000	31,914,000
ELECTORAL ENFORCEMENT AND ADJUDICATION PROGRAM	<u>59,896,000</u>	<u>1,105,000</u>	<u>61,001,000</u>
Legal research and issuance of rulings and opinions	<u>10,629,000</u>	<u>363,000</u>	<u>10,992,000</u>
National Capital Region (NCR)	<u>10,629,000</u>	<u>363,000</u>	<u>10,992,000</u>
Central Office	10,629,000	363,000	10,992,000
Investigation and prosecution of violations of election laws	<u>16,255,000</u>	<u>137,000</u>	<u>16,392,000</u>
National Capital Region (NCR)	<u>16,255,000</u>	<u>137,000</u>	<u>16,392,000</u>
Central Office	16,255,000	137,000	16,392,000

Processing and control of election records/paraphernalia subject to contests	<u>4,583,000</u>	<u>72,000</u>		<u>4,655,000</u>
National Capital Region (NCR)	<u>4,583,000</u>	<u>72,000</u>		<u>4,655,000</u>
Central Office	4,583,000	72,000		4,655,000
Hearing/Trial of cases	<u>28,429,000</u>	<u>533,000</u>		<u>28,962,000</u>
National Capital Region (NCR)	<u>28,429,000</u>	<u>533,000</u>		<u>28,962,000</u>
Central Office	<u>28,429,000</u>	<u>533,000</u>		<u>28,962,000</u>
Sub-total, Operations	<u>2,343,577,000</u>	<u>394,632,000</u>	<u>101,056,000</u>	<u>2,839,265,000</u>
Total, Regular Programs	<u>3,533,467,000</u>	<u>818,266,000</u>	<u>101,056,000</u>	<u>4,452,789,000</u>
Project(s)				
Locally-Funded Project(s)				
Overseas Absentee Voting Continuing Registration	<u>1,825,000</u>	<u>21,537,000</u>		<u>23,362,000</u>
National Capital Region (NCR)	<u>1,825,000</u>	<u>21,537,000</u>		<u>23,362,000</u>
Central Office	1,825,000	21,537,000		23,362,000
Construction of Main and Integrated Field Office Building			<u>1,250,000,000</u>	<u>1,250,000,000</u>
National Capital Region (NCR)			<u>1,250,000,000</u>	<u>1,250,000,000</u>
Central Office			1,250,000,000	1,250,000,000
Recall, Special Elections, Referenda and Initiatives	<u>1,173,000</u>	<u>10,016,000</u>		<u>11,189,000</u>
National Capital Region (NCR)	<u>1,173,000</u>	<u>10,016,000</u>		<u>11,189,000</u>
Central Office	<u>1,173,000</u>	<u>10,016,000</u>		<u>11,189,000</u>
Sub-total, Locally-Funded Project(s)	<u>2,998,000</u>	<u>31,553,000</u>	<u>1,250,000,000</u>	<u>1,284,551,000</u>
Total, Project(s)	<u>2,998,000</u>	<u>31,553,000</u>	<u>1,250,000,000</u>	<u>1,284,551,000</u>
TOTAL NEW APPROPRIATIONS	P <u>3,536,465,000</u>	P <u>849,819,000</u>	P <u>1,351,056,000</u>	P <u>5,737,340,000</u>

New Appropriations, by Object of Expenditures
(In Thousand Pesos)

Current Operating Expenditures

Personnel Services

Civilian Personnel

Permanent Positions

Basic Salary

1,963,132

Total Permanent Positions	1,963,132
Other Compensation Common to All	
Personnel Economic Relief Allowance	115,008
Representation Allowance	11,010
Transportation Allowance	11,010
Clothing and Uniform Allowance	28,752
Honoraria	2,998
Mid-Year Bonus - Civilian	163,596
Year End Bonus	163,596
Cash Gift	23,960
Productivity Enhancement Incentive	23,960
Step Increment	4,905
Total Other Compensation Common to All	548,795
Other Compensation for Specific Groups	
Lump-sum for filling of Positions - Civilian	522,058
Total Other Compensation for Specific Groups	522,058
Other Benefits	
PAG-IBIG Contributions	5,750
PhilHealth Contributions	42,645
Employees Compensation Insurance Premiums	5,750
Terminal Leave	96,154
Total Other Benefits	150,299
Other Personnel Benefits	
Pension, Civilian Personnel	98,046
Total Other Personnel Benefits	98,046
Non-Permanent Positions	254,135
Total Personnel Services	3,536,465
Maintenance and Other Operating Expenses	
Travelling Expenses	33,094
Training and Scholarship Expenses	38,938
Supplies and Materials Expenses	150,318
Utility Expenses	46,779
Communication Expenses	102,689
Confidential, Intelligence and Extraordinary Expenses	
Extraordinary and Miscellaneous Expenses	5,842
Professional Services	87,510
General Services	43,437
Repairs and Maintenance	141,189
Taxes, Insurance Premiums and Other Fees	8,654
Other Maintenance and Operating Expenses	
Advertising Expenses	1,671
Printing and Publication Expenses	917

Representation Expenses	12,118
Transportation and Delivery Expenses	16,806
Rent/Lease Expenses	76,853
Subscription Expenses	17,636
Donations	1,002
Other Maintenance and Operating Expenses	<u>64,366</u>
Total Maintenance and Other Operating Expenses	<u>849,819</u>
Total Current Operating Expenditures	<u>4,386,284</u>
Capital Outlays	
Property, Plant and Equipment Outlay	
Infrastructure Outlay	530
Buildings and Other Structures	1,250,000
Machinery and Equipment Outlay	<u>100,526</u>
Total Capital Outlays	<u>1,351,056</u>
TOTAL NEW APPROPRIATIONS	<u><u>5,737,340</u></u>

**GENERAL SUMMARY
COMMISSION ON ELECTIONS**

	<u>Current Operating Expenditures</u>			
	<u>Personnel Services</u>	<u>Maintenance and Other Operating Expenses</u>	<u>Capital Outlays</u>	<u>Total</u>
A. COMMISSION ON ELECTIONS	P <u>3,536,465,000</u>	P <u>849,819,000</u>	P <u>1,351,056,000</u>	P <u>5,737,340,000</u>
TOTAL NEW APPROPRIATIONS, COMMISSION ON ELECTIONS	P <u><u>3,536,465,000</u></u>	P <u><u>849,819,000</u></u>	P <u><u>1,351,056,000</u></u>	P <u><u>5,737,340,000</u></u>

XXXV. OFFICE OF THE OMBUDSMAN

For general administration and support, support to operations and operations, including locally-funded project(s), as indicated hereunder P 4,721,331,000

New Appropriations, by Programs/Projects

	<u>Current Operating Expenditures</u>			
	<u>Personnel Services</u>	<u>Maintenance and Other Operating Expenses</u>	<u>Capital Outlays</u>	<u>Total</u>
A. REGULAR PROGRAMS				
General Administration and Support	P 2,066,326,000	P 860,378,000	P 230,008,000	P 3,156,712,000
Support to Operations	15,202,000	35,767,000		50,969,000
Operations	<u>974,125,000</u>	<u>529,525,000</u>		<u>1,503,650,000</u>
ANTI-CORRUPTION INVESTIGATION PROGRAM	534,087,000	224,445,000		758,532,000
ANTI-CORRUPTION ENFORCEMENT PROGRAM	356,332,000	208,604,000		564,936,000
OMBUDSMAN PUBLIC ASSISTANCE PROGRAM	37,090,000	46,179,000		83,269,000
CORRUPTION PREVENTION PROGRAM	<u>46,616,000</u>	<u>50,297,000</u>		<u>96,913,000</u>
Total, Regular Programs	<u>3,055,653,000</u>	<u>1,425,670,000</u>	<u>230,008,000</u>	<u>4,711,331,000</u>
B. PROJECT(S)				
Locally-Funded Project(s)		<u>10,000,000</u>		<u>10,000,000</u>
Total, Project(s)		<u>10,000,000</u>		<u>10,000,000</u>
TOTAL NEW APPROPRIATIONS	P <u>3,055,653,000</u>	P <u>1,435,670,000</u>	P <u>230,008,000</u>	P <u>4,721,331,000</u>

Special Provision(s)

1. **Organizational Structure.** Notwithstanding any provision of law to the contrary and within the limits of appropriations in this Act, the Ombudsman is hereby authorized to:

- formulate and implement Office of the Ombudsman's organizational structure;
- fix and determine the salaries, allowances and other benefits of personnel of the Office of the Ombudsman in accordance with the rates and levels authorized under R.A. No. 6758, as amended, and R.A. No. 6686, as amended; and
- create new positions, transfer an item or make other adjustments in Personnel Services itemization, whenever public interest so requires.

Implementation of the foregoing shall be subject to: (i) compliance with organization, staffing and position classification and compensation standards of the DBM; (ii) scrap and build policy; and (iii) submission to DBM of a resolution stating the changes in the organization and staffing in accordance with the foregoing standards and policy for proper documentation.

The officials and employees whose positions are affected by a reorganization shall be granted retirement benefits or separation pay in accordance with existing laws, which shall be payable from any unexpended balance of, or savings in the appropriations of the Office of the Ombudsman.

2. **Non-Recurring Expenses.** All non-recurring appropriations authorized herein such as, but not limited to, foreign-assisted projects and locally-funded projects, shall not form part of the Office of the Ombudsman's appropriations that may not be reduced by Congress under Section 38 of R.A. No. 6770.

3. **Use of Savings.** The Ombudsman is authorized to use savings from the appropriations of the Office of the Ombudsman to augment actual deficiencies in any item of its appropriations for the current year, which may include the following purposes: (i) printing and/or publications of decisions, resolutions, and training information materials; (ii) repair, maintenance and improvement of central and regional offices, facilities and equipment; (iii) purchase of equipment, books, journals and periodicals; (iv) necessary expenses for the employment of temporary, contractual and casual employees; and (v) payment of extraordinary and miscellaneous expenses, representation and transportation allowances, and other authorized benefits of its officials and employees, subject to pertinent budgeting, accounting and auditing rules and regulations.

4. **Use of Income.** The Office of the Ombudsman may use the income generated from fees collected by it, subject to the conditions under pertinent sections in the General Provisions of this Act and for purposes as may be specifically authorized therein or by applicable provisions of law.

5. **Reporting and Posting Requirements.** The Office of the Ombudsman shall submit quarterly reports on its financial and physical accomplishments, within thirty (30) days after the end of every quarter, through the following:

- (a) Unified Reporting System (URS) or other electronic means for reports not covered by the URS; and
- (b) Office of the Ombudsman's website.

The Office of the Ombudsman shall send written notice when said reports have been submitted or posted on its website to the DBM, House of Representatives, Senate of the Philippines, House Committee on Appropriations, Senate Committee on Finance, and other offices where the submission of reports is required under existing laws, rules and regulations. The date of notice of said agencies shall be considered the date of compliance with this requirement.

4. **Appropriations for Activities or Projects.** The amounts appropriated herein shall be used specifically for the following activities or projects in the indicated amounts and conditions:

New Appropriations, by Programs/Activities/Projects

	Current Operating Expenditures			
	Personnel Services	Maintenance and Other Operating Expenses	Capital Outlays	Total
REGULAR PROGRAMS				
General Administration and Support				
General Management and Supervision	P 395,029,000	P 860,378,000	P 230,008,000	P 1,485,415,000
Administration of Personnel Benefits	1,671,297,000			1,671,297,000
Sub-total, General Administration and Support	2,066,326,000	860,378,000	230,008,000	3,156,712,000
Support to Operations				
Operation and Maintenance of Computerized Management Information System	12,426,000	34,234,000		46,660,000
Statistical Services	2,776,000	1,533,000		4,309,000
Sub-total, Support to Operations	15,202,000	35,767,000		50,969,000
Operations				
ANTI-CORRUPTION INVESTIGATION PROGRAM	534,087,000	224,445,000		758,532,000
Conduct of fact-finding investigation and lifestyle check for case build-up against erring public officials	519,138,000	194,774,000		713,912,000
Preliminary investigation of criminal and forfeiture cases against erring public officials	14,949,000	29,671,000		44,620,000
ANTI-CORRUPTION ENFORCEMENT PROGRAM	356,332,000	208,604,000		564,936,000
Adjudication on administrative cases against erring public officials to enforce anti-corruption laws	115,011,000	37,036,000		152,047,000
Prosecution of criminal and forfeiture cases filed against erring public officials with the Sandiganbayan and Regional Trial Courts	224,390,000	171,379,000		395,769,000

Advocacy of Ombudsman cases appealed to the Court of Appeals and Supreme Court including the filing of special civil actions with the Supreme Court	16,931,000	189,000	17,120,000	
OMBUDSMAN PUBLIC ASSISTANCE PROGRAM	37,090,000	46,179,000	83,269,000	
Delivery of responsive and meaningful Public Assistance to address red tape in the bureaucracy	37,090,000	46,179,000	83,269,000	
CORRUPTION PREVENTION PROGRAM	46,616,000	50,297,000	96,913,000	
Development and implementation of integrity promotion programs to generate a critical mass of anti-corruption advocates in the campaign against official abuse	11,631,000	29,216,000	40,847,000	
Conduct of integrity assessments and corruption diagnostics to reduce the vulnerability of government agencies to corruption, inefficiency, and red tape	34,985,000	21,081,000	56,066,000	
Sub-total, Operations	974,125,000	529,525,000	1,503,650,000	
Total, Regular Programs	3,055,653,000	1,425,670,000	230,008,000	4,711,331,000
Project(s)				
Locally-Funded Project(s)				
Whistleblower Account/Reward		10,000,000		10,000,000
Sub-total, Locally-Funded Project(s)		10,000,000		10,000,000
Total, Project(s)		10,000,000		10,000,000
TOTAL NEW APPROPRIATIONS	P 3,055,653,000	P 1,435,670,000	P 230,008,000	P 4,721,331,000

New Appropriations, by Object of Expenditures
(In Thousand Pesos)

Current Operating Expenditures

Personnel Services

Civilian Personnel

Permanent Positions

Basic Salary	994,186
--------------	---------

Total Permanent Positions	994,186
---------------------------	---------

Other Compensation Common to All

Personnel Economic Relief Allowance	30,048
Representation Allowance	41,820
Transportation Allowance	41,820
Clothing and Uniform Allowance	7,512

Honoraria	6,038
Mid-Year Bonus - Civilian	82,848
Year End Bonus	82,848
Cash Gift	6,260
Productivity Enhancement Incentive	6,260
Step Increment	2,487
Total Other Compensation Common to All	307,941
Other Compensation for Specific Groups	
Magna Carta for Public Health Workers	551
Lump-sum for filling of Positions - Civilian	1,268,968
Total Other Compensation for Specific Groups	1,269,519
Other Benefits	
PAG-IBIG Contributions	1,503
PhilHealth Contributions	17,795
Employees Compensation Insurance Premiums	1,503
Retirement Gratuity	363,619
Loyalty Award - Civilian	1,120
Terminal Leave	38,710
Total Other Benefits	424,250
Other Personnel Benefits	
Pension, Civilian Personnel	59,757
Total Other Personnel Benefits	59,757
Total Personnel Services	3,055,653
Maintenance and Other Operating Expenses	
Travelling Expenses	215,046
Training and Scholarship Expenses	138,173
Supplies and Materials Expenses	392,313
Utility Expenses	155,336
Communication Expenses	64,183
Confidential, Intelligence and Extraordinary Expenses	
Confidential Expenses	31,000
Extraordinary and Miscellaneous Expenses	42,333
Professional Services	22,081
General Services	198,605
Repairs and Maintenance	49,349
Taxes, Insurance Premiums and Other Fees	18,995
Other Maintenance and Operating Expenses	
Advertising Expenses	4,126
Printing and Publication Expenses	9,940
Representation Expenses	17,138
Transportation and Delivery Expenses	8,253
Rent/Lease Expenses	33,299

Subscription Expenses	21,634
Other Maintenance and Operating Expenses	<u>13,866</u>
Total Maintenance and Other Operating Expenses	<u>1,435,670</u>
Total Current Operating Expenditures	<u>4,491,323</u>
Capital Outlays	
Property, Plant and Equipment Outlay	
Machinery and Equipment Outlay	120,419
Transportation Equipment Outlay	19,930
Furniture, Fixtures and Books Outlay	41,670
Other Property, Plant and Equipment Outlay	8,980
Intangible Assets Outlay	<u>39,009</u>
Total Capital Outlays	<u>230,008</u>
TOTAL NEW APPROPRIATIONS	<u><u>4,721,331</u></u>

GENERAL SUMMARY
OFFICE OF THE OMBUDSMAN

	Current Operating Expenditures			
	Personnel Services	Maintenance and Other Operating Expenses	Capital Outlays	Total
A. OFFICE OF THE OMBUDSMAN	P 3,055,653,000	P 1,435,670,000	P 230,008,000	P 4,721,331,000
TOTAL NEW APPROPRIATIONS, OFFICE OF THE OMBUDSMAN	P 3,055,653,000	P 1,435,670,000	P 230,008,000	P 4,721,331,000

XXXVI. COMMISSION ON HUMAN RIGHTS**A. COMMISSION ON HUMAN RIGHTS**

For general administration and support, support to operations, and operations, including locally-funded project(s), as indicated hereunder P 958,963,000

New Appropriations, by Programs/Projects

		Current Operating Expenditures				
		Personnel Services	Maintenance and Other Operating Expenses	Financial Expenses	Capital Outlays	Total
A. REGULAR PROGRAMS						
General Administration and Support	P	166,110,000	P 135,315,000	P 10,000	P 35,000,000	P 336,435,000
Support to Operations		28,466,000	56,175,000		15,000,000	99,641,000
Operations		<u>331,157,000</u>	<u>188,648,000</u>			<u>519,805,000</u>
HUMAN RIGHTS PROTECTION PROGRAM		248,246,000	109,187,000			357,433,000
HUMAN RIGHTS PROMOTION PROGRAM		49,566,000	36,502,000			86,068,000
HUMAN RIGHTS POLICY ADVISORY PROGRAM		<u>33,345,000</u>	<u>42,959,000</u>			<u>76,304,000</u>
Total, Regular Programs		<u>525,733,000</u>	<u>380,138,000</u>	<u>10,000</u>	<u>50,000,000</u>	<u>955,881,000</u>
B. PROJECT(S)						
Locally-Funded Project(s)			<u>3,082,000</u>			<u>3,082,000</u>
Total, Project(s)			<u>3,082,000</u>			<u>3,082,000</u>
TOTAL NEW APPROPRIATIONS	P	<u>525,733,000</u>	P <u>383,220,000</u>	P <u>10,000</u>	P <u>50,000,000</u>	P <u>958,963,000</u>

Special Provision(s)

1. **Reporting and Posting Requirements.** The Commission on Human Rights (CHR) shall submit quarterly reports on its financial and physical accomplishments, within thirty (30) days after the end of every quarter, through the following:

- (a) Unified Reporting System (URS) or other electronic means for reports not covered by the URS; and
- (b) CHR's website.

The CHR shall send written notice when said reports have been submitted or posted on its website to the DBM, House of Representatives, Senate of the Philippines, House Committee on Appropriations, Senate Committee on Finance, and other offices where the submission of reports is required under existing laws, rules and regulations. The date of notice to said agencies shall be considered the date of compliance with this requirement.

2. **Appropriations for Activities or Projects.** The amounts appropriated herein shall be used specifically for the following activities or projects in the indicated amounts and conditions:

New Appropriations, by Programs/Activities/Projects

		Current Operating Expenditures				
		Personnel Services	Maintenance and Other Operating Expenses	Financial Expenses	Capital Outlays	Total

REGULAR PROGRAMS

General Administration and Support

General Management and Supervision	P	160,625,000	P	135,315,000	P	10,000	P	35,000,000	P	330,950,000
Administration of Personnel Benefits		<u>5,485,000</u>								<u>5,485,000</u>
Sub-total, General Administration and Support		<u>166,110,000</u>		<u>135,315,000</u>		<u>10,000</u>		<u>35,000,000</u>		<u>336,435,000</u>

Support to Operations

Formulation, coordination, monitoring and evaluation of Agency plans, policies, programs and projects; management of databank; information systems; and corporate communications		<u>28,466,000</u>		<u>56,175,000</u>				<u>15,000,000</u>		<u>99,641,000</u>
Sub-total, Support to Operations		<u>28,466,000</u>		<u>56,175,000</u>				<u>15,000,000</u>		<u>99,641,000</u>

Operations

HUMAN RIGHTS PROTECTION PROGRAM		<u>248,246,000</u>		<u>109,187,000</u>						<u>357,433,000</u>
Documentation and management of complaints of human rights violations (HRVs), forensic and medico-legal services, legal assistance and counseling, financial assistance, witness security and other adjunct protection services		237,343,000		92,976,000						330,319,000
Conduct of regular visitations in places of detention and rehabilitation facilities and preventive monitoring of human rights conditions herein		10,903,000		16,211,000						27,114,000
HUMAN RIGHTS PROMOTION PROGRAM		<u>49,566,000</u>		<u>36,502,000</u>						<u>86,068,000</u>
Implementation of a continuing program of research, education and information		49,566,000		36,502,000						86,068,000
HUMAN RIGHTS POLICY ADVISORY PROGRAM		<u>33,345,000</u>		<u>42,959,000</u>						<u>76,304,000</u>
Formulation and advocacy of human rights policies, plans and programs; and monitoring implementation of international human rights instruments		<u>33,345,000</u>		<u>42,959,000</u>						<u>76,304,000</u>
Sub-total, Operations		<u>331,157,000</u>		<u>188,648,000</u>						<u>519,805,000</u>
Total, Regular Programs		<u>525,733,000</u>		<u>380,138,000</u>		<u>10,000</u>		<u>50,000,000</u>		<u>955,881,000</u>

Project(s)

Locally-Funded Project(s)

Total Other Benefits	15,101
----------------------	--------

Other Personnel Benefits	
Pension, Civilian Personnel	16,469
Total Other Personnel Benefits	16,469
Non-Permanent Positions	12,364
Total Personnel Services	525,733
Maintenance and Other Operating Expenses	
Travelling Expenses	58,914
Training and Scholarship Expenses	45,127
Supplies and Materials Expenses	29,785
Utility Expenses	18,495
Communication Expenses	28,098
Confidential, Intelligence and Extraordinary Expenses	
Confidential Expenses	1,000
Extraordinary and Miscellaneous Expenses	3,334
Professional Services	62,789
General Services	39,485
Repairs and Maintenance	6,012
Financial Assistance/Subsidy	13,750
Taxes, Insurance Premiums and Other Fees	2,652
Other Maintenance and Operating Expenses	
Advertising Expenses	1,335
Printing and Publication Expenses	7,868
Representation Expenses	9,425
Transportation and Delivery Expenses	2,545
Rent/Lease Expenses	17,336
Membership Dues and Contributions to Organizations	550
Subscription Expenses	7,825
Donations	21,200
Other Maintenance and Operating Expenses	5,695
Total Maintenance and Other Operating Expenses	383,220
Financial Expenses	
Bank Charges	10
Total Financial Expenses	10
Total Current Operating Expenditures	908,963
Capital Outlays	
Property, Plant and Equipment Outlay	
Buildings and Other Structures	20,000
Machinery and Equipment Outlay	18,193
Transportation Equipment Outlay	2,807
Furniture, Fixtures and Books Outlay	9,000
Total Capital Outlays	50,000
TOTAL NEW APPROPRIATIONS	958,963

B. HUMAN RIGHTS VIOLATIONS VICTIMS' MEMORIAL COMMISSION

For general administration and support, and operations, as indicated hereunder P 34,958,000

New Appropriations, by Programs/Projects

	Current Operating Expenditures			
	Personnel Services	Maintenance and Other Operating Expenses	Capital Outlays	Total
A. REGULAR PROGRAMS				
General Administration and Support	P 8,620,000	P 7,243,000		P 15,863,000
Operations	<u>6,308,000</u>	<u>12,787,000</u>		<u>19,095,000</u>
HUMAN RIGHTS EDUCATION PROGRAM	<u>6,308,000</u>	<u>12,787,000</u>		<u>19,095,000</u>
TOTAL NEW APPROPRIATIONS	P <u>14,928,000</u>	P <u>20,030,000</u>		P <u>34,958,000</u>

Special Provision(s)

1. **Release of Trust Receipts.** Pursuant to Section 26 of R.A. No. 10368 (Human Rights Victims Reparation and Recognition Act of 2013), the Bureau of the Treasury (BTr) and the Department of Budget and Management (DBM) shall release to the Human Rights Violations Victims' Memorial Commission (HRVVMC) the accrued interest of Five Hundred Thirty Six Million Ninety Eight Thousand Five Hundred Eighty Six Pesos and Ninety Four Centavos (P536,098,586.94) as of August 31, 2022, notwithstanding the expiration of the balance of the said principal of Ten Billion Pesos (P10,000,000,000) Reparation Fund as of December 31, 2019. The said interest, which is constituted as a trust fund in the National Treasury for the HRVVMC, shall be released upon request of the Memorial Commission to support its budgetary requirements for the establishment and operation of Human Rights Violations Victims' Memorial, Museum, Library and Compendium until the fund is fully utilized subject to budgeting, accounting and auditing rules and regulations.

2. **Reporting and Posting Requirements.** The HRVVMC shall submit quarterly reports on its financial and physical accomplishments, within thirty (30) days after the end of every quarter, through the following:

- (a) URS or other electronic means for reports not covered by the URS; and
- (b) HRVVMC's website.

The HRVVMC shall send written notice when said reports have been submitted or posted on its website to the DBM, House of Representatives, Senate of the Philippines, House Committee on Appropriations, Senate Committee on Finance, and other offices where the submission of reports is required under existing laws, rules and regulations. The date of notice to said agencies shall be considered the date of compliance with this requirement.

3. **Appropriations for Activities or Projects.** The amounts appropriated herein shall be used specifically for the following activities or projects in the indicated amounts and conditions:

New Appropriations, by Programs/Activities/Projects

	Current Operating Expenditures			
	Personnel Services	Maintenance and Other Operating Expenses	Capital Outlays	Total
REGULAR PROGRAMS				
General Administration and Support				
General Management and Supervision	P 8,620,000	P 7,243,000		P 15,863,000
Sub-total, General Administration and Support	<u>8,620,000</u>	<u>7,243,000</u>		<u>15,863,000</u>

Operations

HUMAN RIGHTS EDUCATION PROGRAM	<u>6,308,000</u>	<u>12,787,000</u>	<u>19,095,000</u>
Memorialization of the Lessons of the Martial Law Atrocities	<u>6,308,000</u>	<u>12,787,000</u>	<u>19,095,000</u>
Sub-total, Operations	<u>6,308,000</u>	<u>12,787,000</u>	<u>19,095,000</u>
TOTAL NEW APPROPRIATIONS	P <u>14,928,000</u>	P <u>20,030,000</u>	P <u>34,958,000</u>

New Appropriations, by Object of Expenditures
(In Thousand Pesos)

Current Operating Expenditures

Personnel Services

Civilian Personnel

Permanent Positions

Basic Salary	<u>11,480</u>
--------------	---------------

Total Permanent Positions	<u>11,480</u>
---------------------------	---------------

Other Compensation Common to All

Personnel Economic Relief Allowance	456
Representation Allowance	228
Transportation Allowance	228
Clothing and Uniform Allowance	114
Mid-Year Bonus - Civilian	957
Year End Bonus	957
Cash Gift	95
Productivity Enhancement Incentive	95
Step Increment	<u>29</u>

Total Other Compensation Common to All	<u>3,159</u>
--	--------------

Other Benefits

PAG-IBIG Contributions	23
PhilHealth Contributions	243
Employees Compensation Insurance Premiums	<u>23</u>

Total Other Benefits	<u>289</u>
----------------------	------------

Total Personnel Services	<u>14,928</u>
--------------------------	---------------

Maintenance and Other Operating Expenses

Travelling Expenses	1,189
Training and Scholarship Expenses	3,115
Supplies and Materials Expenses	2,107
Utility Expenses	<u>834</u>

Communication Expenses	491
Professional Services	3,630
General Services	3,324
Other Maintenance and Operating Expenses	
Advertising Expenses	35
Printing and Publication Expenses	105
Representation Expenses	88
Rent/Lease Expenses	5,006
Subscription Expenses	106
Total Maintenance and Other Operating Expenses	20,030
Total Current Operating Expenditures	34,958
TOTAL NEW APPROPRIATIONS	34,958

GENERAL SUMMARY
COMMISSION ON HUMAN RIGHTS

	Current Operating Expenditures				
	Personnel Services	Maintenance and Other Operating Expenses	Financial Expenses	Capital Outlays	Total
A. COMMISSION ON HUMAN RIGHTS	P 525,733,000	P 383,220,000	P 10,000	P 50,000,000	P 958,963,000
B. HUMAN RIGHTS VIOLATIONS VICTIMS' MEMORIAL COMMISSION	<u>14,928,000</u>	<u>20,030,000</u>			<u>34,958,000</u>
TOTAL NEW APPROPRIATIONS, COMMISSION ON HUMAN RIGHTS	P <u>540,661,000</u>	P <u>403,250,000</u>	P <u>10,000</u>	P <u>50,000,000</u>	P <u>993,921,000</u>

XXXVII. BUDGETARY SUPPORT TO GOVERNMENT CORPORATIONS**A. DEPARTMENT OF AGRICULTURE****A.1. NATIONAL DAIRY AUTHORITY**

For subsidy requirements in accordance with the programs and project(s), as indicated hereunder P 856,086,000

New Appropriations, by Programs/Projects

	Current Operating Expenditures			Total
	Personnel Services	Maintenance and Other Operating Expenses	Capital Outlays	
A. REGULAR PROGRAMS				
General Administration and Support	P	25,043,000	P	25,043,000
Support to Operations		36,173,000		36,173,000
Operations		<u>715,911,000</u>		<u>715,911,000</u>
DAIRY INDUSTRY DEVELOPMENT PROGRAM		<u>715,911,000</u>		<u>715,911,000</u>
Total, Regular Programs		<u>777,127,000</u>		<u>777,127,000</u>
B. PROJECT(S)				
Foreign-Assisted Project(s)		<u>78,959,000</u>		<u>78,959,000</u>
Total, Project(s)		<u>78,959,000</u>		<u>78,959,000</u>
TOTAL NEW APPROPRIATIONS	P	<u>856,086,000</u>	P	<u>856,086,000</u>

Special Provision(s)

1. **Subsidy to the National Dairy Authority.** The amount of Eight Hundred Fifty Six Million Eighty Six Thousand Pesos (P856,086,000) appropriated herein under the subsidy to the National Dairy Authority (NDA) shall be used for the implementation of the Dairy Industry Development Program.

The NDA shall ensure that implementation of the foregoing shall directly benefit farmers registered under the Registry System for Basic Sectors in Agriculture, with priority given to the provinces or regions where the absolute number of poor farmers and the incidence of poverty are high as identified in the latest official poverty statistics of the PSA.

2. **Dairy Herd Build-up.** Of the amount appropriated herein under the Dairy Industry Development Program, the amount of Six Hundred Forty Nine Million One Hundred Thirty Two Thousand Pesos (P649,132,000) appropriated under the Dairy Herd Build-up shall be used to ensure the increase in both local dairy stocks and local milk production: PROVIDED, That the amounts of (1) Four Hundred Ninety Eight Million Eight Hundred Seventy Nine Thousand Pesos (P498,879,000) will be used for the procurement of imported dairy animals and production of local dairy animals through the establishment of an NDA-operated nucleus dairy farm and (2) One Hundred Thirteen Million Five Hundred Twenty Nine Thousand Pesos (P113,529,000) shall be used for the (a) procurement of dairy animals; (b) production of local dairy animals; (c) dairy animal health services; (d) dairy animal nutritional services; and (e) enhancement/development of dairy farms and other dairy facilities: PROVIDED, FURTHER, That climate change adaptation projects will be implemented including assistance on solar power installation in dairy farms assisted by the National Dairy Authority, installation of biogas digesters to manage methane gas emissions, and vermicomposting to also manage dairy animal manure and convert them into more useful byproducts such as fertilizers: PROVIDED, FURTHERMORE, That part of this activity shall be for the forage and silage production that provides the best nutrition for dairy animals.

3. **Special Provisions Applicable to All Government Corporations.** In addition to the foregoing special provision, the special provisions applicable to all government corporations enumerated under the Budgetary Support to Government Corporations-Others shall be observed by the NDA.

New Appropriations, by Programs/Activities/Projects

	Current Operating Expenditures			
	Personnel Services	Maintenance and Other Operating Expenses	Capital Outlays	Total
REGULAR PROGRAMS				
General Administration and Support				
General Management and Supervision	P	25,043,000	P	25,043,000
Sub-total, General Administration and Support		25,043,000		25,043,000
Support to Operations				
Industry Support Program		36,173,000		36,173,000
Sub-total, Support to Operations		36,173,000		36,173,000
Operations				
DAIRY INDUSTRY DEVELOPMENT PROGRAM		715,911,000		715,911,000
Dairy herd build-up		649,132,000		649,132,000
Dairy enterprise development		66,779,000		66,779,000
Sub-total, Operations		715,911,000		715,911,000
Total, Regular Programs		777,127,000		777,127,000
PROJECT(S)				
Foreign-Assisted Project(s)				
Intensified Community-Based Dairy Enterprise Development		78,959,000		78,959,000
Loan Proceeds		78,959,000		78,959,000
Sub-total, Foreign-Asissted Project(s)		78,959,000		78,959,000
Total, Project(s)		78,959,000		78,959,000
TOTAL NEW APPROPRIATIONS	P	856,086,000	P	856,086,000

New Appropriations, by Object of Expenditures
(In Thousand Pesos)

Current Operating Expenditures

Maintenance and Other Operating Expenses

Financial Assistance/Subsidy

856,086

Total Maintenance and Other Operating Expenses	856,086
Total Current Operating Expenditures	856,086
TOTAL NEW APPROPRIATIONS	856,086

A.2. NATIONAL FOOD AUTHORITY

For subsidy requirements in accordance with the programs, indicated hereunder P 9,000,000,000

New Appropriations, by Programs/Projects

	Current Operating Expenditures			Total
	Personnel Services	Maintenance and Other Operating Expenses	Capital Outlays	
A. REGULAR PROGRAMS				
Operations	P	9,000,000,000		P 9,000,000,000
BUFFER STOCKING PROGRAM		9,000,000,000		9,000,000,000
TOTAL NEW APPROPRIATIONS	P	<u>9,000,000,000</u>		P <u>9,000,000,000</u>

Special Provision(s)

1. **Subsidy to the National Food Authority.** The amount of Nine Billion Pesos (P9,000,000,000) appropriated herein shall be used for the implementation of the Buffer Stocking Program of the NFA in times of calamities, fortuitous events, or shortfall in production. Sufficient rice buffer stock shall be sourced solely from local farmers.

2. **Special Provisions Applicable to All Government Corporations.** In addition to the foregoing special provision, the special provisions applicable to all government corporations enumerated under the Budgetary Support to Government Corporations-Others shall be observed by the NFA.

New Appropriations, by Programs/Activities/Projects

	Current Operating Expenditures			Total
	Personnel Services	Maintenance and Other Operating Expenses	Capital Outlays	
REGULAR PROGRAMS				
Operations				
BUFFER STOCKING PROGRAM	P	9,000,000,000		P 9,000,000,000
Local palay procurement		9,000,000,000		9,000,000,000
Sub-total, Operations		9,000,000,000		9,000,000,000
TOTAL NEW APPROPRIATIONS	P	<u>9,000,000,000</u>		P <u>9,000,000,000</u>

New Appropriations, by Object of Expenditures

(In Thousand Pesos)

Current Operating Expenditures**Maintenance and Other Operating Expenses**

Financial Assistance/Subsidy	9,000,000
------------------------------	-----------

Total Maintenance and Other Operating Expenses	9,000,000
--	-----------

Total Current Operating Expenditures	9,000,000
--------------------------------------	-----------

TOTAL NEW APPROPRIATIONS	9,000,000
---------------------------------	------------------

A.3. NATIONAL IRRIGATION ADMINISTRATION

For subsidy requirements in accordance with the programs and project(s), as indicated hereunder	P 40,862,765,000
---	------------------

New Appropriations, by Programs/Projects

	<u>Current Operating Expenditures</u>			
	<u>Personnel Services</u>	<u>Maintenance and Other Operating Expenses</u>	<u>Capital Outlays</u>	<u>Total</u>
A. REGULAR PROGRAMS				
General Administration and Support	P	8,606,400,000	P	8,606,400,000
Support to Operations		2,159,733,000		2,159,733,000
Operations		<u>22,019,438,000</u>		<u>22,019,438,000</u>
IRRIGATION SYSTEMS RESTORATION PROGRAM		21,093,631,000		21,093,631,000
IRRIGATION SYSTEMS DEVELOPMENT PROGRAM		<u>925,807,000</u>		<u>925,807,000</u>
Total, Regular Programs		<u>32,785,571,000</u>		<u>32,785,571,000</u>
B. PROJECT(S)				
Locally-Funded Project(s)		7,902,194,000		7,902,194,000
Foreign-Assisted Project(s)		<u>175,000,000</u>		<u>175,000,000</u>
Total, Project(s)		<u>8,077,194,000</u>		<u>8,077,194,000</u>
TOTAL NEW APPROPRIATIONS	P	<u>40,862,765,000</u>	P	<u>40,862,765,000</u>

Special Provision(s)

1. **Subsidy for Operating Requirements.** The amount of Eight Billion One Hundred Seventy Five Million Two Hundred Twenty Four Thousand Pesos (P8,175,224,000) appropriated herein shall be used to cover the operating requirements of NIA and the cost for the operations and maintenance of existing irrigation facilities.

In no case shall NIA collect irrigation service fees from farmers with landholdings of eight (8) hectares and below in accordance with Section 3 of R.A. No. 10969.

2. **Right-of-Way and Feasibility Studies.** The amounts of Thirty Million Pesos (P30,000,000) and Four Hundred Million Three Hundred Seventy Four Thousand Pesos (P400,374,000) appropriated herein shall be used for: (i) right-of-way expenses authorized under R.A. No. 10752; and (ii) feasibility study and detailed engineering design, relative to the implementation of projects of NIA.

Release of funds shall be subject to the guidelines issued by NIA for the purpose.

3. Comprehensive Agrarian Reform Program. The amount of Nine Hundred Twenty Five Million Eight Hundred Seven Thousand Pesos (P925,807,000) appropriated herein under the subsidy for NIA shall be used for Other Irrigation Sub-Program in support of the program beneficiaries development component of the Comprehensive Agrarian Reform Program.

4. Subsidy for National Irrigation Systems and Communal Irrigation Systems. The amount of Twenty Two Billion Eight Hundred Sixty Four Million Ninety Nine Thousand Pesos (P22,864,099,000) appropriated herein shall be used for expenses directly related to the implementation of National Irrigation Systems and Communal Irrigation Systems. The NIA shall ensure that the master plan for irrigation projects gives priority to key production areas in major rice producing provinces and irrigation projects are undertaken by qualified irrigators associations consistent with the standard specifications set by DPWH, taking into account climate risk information, and using coconut bio-engineering solutions and high-density polyethylene pipes.

In no case shall said amount be used for administrative expenses or for the payment of Personnel Services or MOOE requirements.

5. Subsidy for Small Irrigation Projects. The amount of Two Billion Five Hundred Eighty Nine Million Six Hundred Two Thousand Pesos (P2,589,602,000) appropriated herein under the Special Irrigation Sub-Program for Small Irrigation Projects (SIPs) shall be used for the implementation of irrigation projects that will generate new service areas within a year and the construction of dams or intake structures and canals, and drainage structures and facilities.

Upon completion of the construction of the SIPs, NIA may turn over its operation and maintenance to capable irrigators association concerned, which shall commit to shoulder the costs thereof. Implementation of this provision shall be subject to the guidelines issued by NIA.

6. Subsidy for Quick Response Fund. The amount of Three Hundred Million Pesos (P300,000,000) appropriated herein shall be used for the Quick Response Fund (QRF) which shall serve as a stand-by fund to be used for reconstruction and rehabilitation program activities or projects in order that the situation and living conditions of people in communities or areas stricken by calamities, epidemics, crises and catastrophes, which occurred in the last quarter of the immediately preceding year and those occurring during the current year may be normalized as quickly as possible. In no case shall the QRF be used for pre-disaster activities, nor be realigned for any other purpose not authorized in this Act.

The NIA shall submit to the DBM, the National Disaster Risk Reduction and Management Council, the Speaker of the House of Representatives, the President of the Senate of the Philippines, the House Committee on Appropriations and the Senate Committee on Finance, either in printed form or by way of electronic document, quarterly reports on the status of the utilization of the QRF.

7. Prior Years' Subsidy Releases from the National Government. The NIA is hereby authorized to use subsidy released for programs and projects in 2018-2021 to cover the additional funding requirements of activities or projects covered by the programs or sub-programs indicated herein. Accordingly, the NIA shall prepare a work and financial plan covering the projects or activities to be funded from prior years' subsidies subject to the endorsement of the NIA's Board of Directors, to be submitted to the DBM for approval.

8. Reportorial Requirement. The NIA shall submit to the DBM, the Speaker of the House of Representatives, the President of the Senate of the Philippines, the House Committee on Appropriations and the Senate Committee on Finance, either in printed form or by way of electronic document, quarterly reports on the utilization of funds, including the master plan of irrigation projects and inventory of all existing and ongoing irrigation projects. The Administrator of NIA and the administration's web administrator or his/her equivalent shall be responsible for ensuring that said quarterly reports are likewise posted on the NIA website.

9. Special Provisions Applicable to All Government Corporations. In addition to the foregoing provisions, the special provisions applicable to all government corporations enumerated under the Budgetary Support to Government Corporations-Others shall be observed by the NIA.

New Appropriations, by Programs/Activities/Projects

	Current Operating Expenditures			
	Personnel Services	Maintenance and Other Operating Expenses	Capital Outlays	Total
REGULAR PROGRAMS				
General Administration and Support				
Operating Subsidy	P	8,175,224,000	P	8,175,224,000
Operation and Maintenance of NIS Pump Irrigation Systems		431,176,000		431,176,000
Sub-total, General Administration and Support		8,606,400,000		8,606,400,000
Support to Operations				
Payment for Right-of-Way (ROW), Completion Works and Unpaid Claims and Damages of Completed Projects		30,000,000		30,000,000

Heavy Equipment Procurement for Irrigation System	776,000,000	776,000,000
Feasibility Study and Detailed Engineering (FSDE) and Pre-Engineering Activities of Various Projects - Proper	400,374,000	400,374,000
Irrigation Management Transfer Support Services-Proper	396,442,000	396,442,000
Establishment of Farmland Geographic Information System (GIS)	256,917,000	256,917,000
Quick Response Fund	300,000,000	300,000,000
Sub-total, Support to Operations	2,159,733,000	2,159,733,000
Operations		
IRRIGATION SYSTEMS RESTORATION PROGRAM	21,093,631,000	21,093,631,000
NATIONAL IRRIGATION SYSTEMS SUB-PROGRAM	13,052,525,000	13,052,525,000
Climate Change Adaptation Works (NIS)	2,632,330,000	2,632,330,000
Improvement of Service Roads in National Irrigation Systems	1,272,790,000	1,272,790,000
Restoration of National Irrigation System	2,638,845,000	2,638,845,000
Repair of National Irrigation Systems	6,488,560,000	6,488,560,000
Mindanao Irrigation Development Project	20,000,000	20,000,000
COMMUNAL IRRIGATION SYSTEMS (CIS) SUB-PROGRAM	7,460,698,000	7,460,698,000
Restoration of Communal Irrigation Systems	2,811,278,000	2,811,278,000
Repair of Communal Irrigation Systems (CIS)	4,649,420,000	4,649,420,000
OTHER IRRIGATION SYSTEMS SUB-PROGRAM	580,408,000	580,408,000
Repair of Pump Irrigation Systems	580,408,000	580,408,000
IRRIGATION SYSTEMS DEVELOPMENT PROGRAM	925,807,000	925,807,000
OTHER IRRIGATION SYSTEMS SUB-PROGRAM	925,807,000	925,807,000
Comprehensive Agrarian Reform Program - Irrigation Component (CARP - IC)	925,807,000	925,807,000
Sub-total, Operations	22,019,438,000	22,019,438,000
Total, Regular Programs	32,785,571,000	32,785,571,000

PROJECT(S)

Locally-Funded Project(s)

Dibuluan River Irrigation Project, Isabela	50,000,000	50,000,000
Hilabangan Irrigation Project, Negros Occidental	46,787,000	46,787,000
Bulao Irrigation Project, Northern Samar (formerly HCAAP)	68,000,000	68,000,000
Malinao Dam Improvement Project, Bohol	5,000,000	5,000,000
Hagbay Irrigation Project, Northern Samar (formerly HCAAP)	56,500,000	56,500,000
Pinipisakan Irrigation Project, Northern Samar (formerly HCAAP)	130,000,000	130,000,000
Tumauni River Multipurpose Project, Isabela	10,000,000	10,000,000
Panay River Basin Integrated Development Project, Iloilo & Capiz	10,000,000	10,000,000
Balog - Balog Multipurpose Project, Phase II Tarlac	789,049,000	789,049,000
Pangasinan Irrigation Project, Bayambang, Pangasinan	20,000,000	20,000,000
Lebak Integrated River Irrigation Project, Sultan Kudarat	50,000,000	50,000,000
Bugko Irrigation Project, Northern Samar	45,000,000	45,000,000
Tanjay - Bais River Irrigation Project	148,037,000	148,037,000
Manat Irrigation Project, Compostela Valley	150,000,000	150,000,000
Libang River Irrigation Project, Agusan del Sur	150,000,000	150,000,000
Ilocos Norte - Ilocos Sur - Abra Irrigation Project, Stage 2	10,000,000	10,000,000
Ditsaan-Ramain River Irrigation Project, Lanao del Sur	68,908,000	68,908,000
Upi Integrated River Irrigation Project, Maguindanao	100,000,000	100,000,000
Lison Valley IP, Pagadian City, Zamboanga Del Sur	35,000,000	35,000,000
Lower Apayao River Irrigation Project, Apayao	5,000,000	5,000,000
Gaulan Irrigation Project (formerly Lower Sibuguey I RIS Extension Project), Zamboanga Sibugay	18,595,000	18,595,000
Imelda Irrigation Project (formerly Lower Sibuguey II RIS Extension Project), Zamboanga Sibugay	100,000,000	100,000,000

Caulaman Irrigation Project (formerly Upper Gumain RIP), Pampanga	50,000,000	50,000,000
Lusod Integrated National Irrigation Project, Quirino	50,000,000	50,000,000
Ilocos Sur Transbasin Project, Ilocos Sur	10,000,000	10,000,000
Establishment of Pump Irrigation Project (EPIP)	1,720,984,000	1,720,984,000
Balbalungao Small Reservoir Irrigation Project (SRIP), Nueva Ecija	100,000,000	100,000,000
Macalelon Small Reservoir Irrigation Project (SRIP), Quezon	124,638,000	124,638,000
Bagtingon Small Reservoir Irrigation Project (SRIP), Marinduque	150,000,000	150,000,000
Hibulangan Small Reservoir Irrigation Project, Northern Leyte	164,981,000	164,981,000
Santa Rita Small Reservoir Irrigation Project, Western Samar	200,000,000	200,000,000
Bayaoas Small Reservoir Irrigation Project, (SRIP), Pangasinan	100,000,000	100,000,000
Bayuyan Small Reservoir Irrigation Project (SRIP), Capiz	20,000,000	20,000,000
Cabano Small Reservoir Irrigation Project (SRIP), Guimaras	55,000,000	55,000,000
Calunasan Small Reservoir Irrigation Project (SRIP), Bohol	20,000,000	20,000,000
Hibale Small Reservoir Irrigation Project (SRIP), Bohol	10,000,000	10,000,000
Tulunan Small Reservoir Irrigation Project (SRIP), North Cotabato	50,000,000	50,000,000
Ibato-Iraan Small Reservoir Irrigation Project (SRIP), Palawan	56,113,000	56,113,000
Dumuloc Small Reservoir Irrigation Project (SRIP), Pangasinan	200,000,000	200,000,000
Bayabas Small Reservoir Irrigation Project (SRIP), Bulacan	50,000,000	50,000,000
Balasiq Small Reservoir Irrigation Project (SRIP), Isabela	50,000,000	50,000,000
Calapangan Small Reservoir Irrigation Project (SRIP), Cagayan	50,000,000	50,000,000
Linoan Small Reservoir Irrigation Project (SRIP), Davao de Oro	15,000,000	15,000,000

Small Irrigation Project (SIP), Nationwide	2,589,602,000	2,589,602,000
Sub-total, Locally-Funded Project(s)	7,902,194,000	7,902,194,000
Foreign-Assisted Project(s)		
Jalaur River Multi-purpose Project, Stage II, Iloilo (EDCF)	175,000,000	175,000,000
GOP Counterpart	49,000,000	49,000,000
Loan Proceeds	126,000,000	126,000,000
Sub-total, Foreign-Assisted Project(s)	175,000,000	175,000,000
Total, Project(s)	8,077,194,000	8,077,194,000
TOTAL NEW APPROPRIATIONS	P 40,862,765,000	P 40,862,765,000

New Appropriations, by Object of Expenditures
(In Thousand Pesos)

Current Operating Expenditures		
Maintenance and Other Operating Expenses		
Financial Assistance/Subsidy		40,862,765
Total Maintenance and Other Operating Expenses		40,862,765
Total Current Operating Expenditures		40,862,765
TOTAL NEW APPROPRIATIONS		40,862,765

A.4. PHILIPPINE COCONUT AUTHORITY

For subsidy requirements in accordance with the programs and project(s), as indicated hereunder P 1,159,525,000

New Appropriations, by Programs/Projects

	Current Operating Expenditures			
	Personnel Services	Maintenance and Other Operating Expenses	Capital Outlays	Total
A. REGULAR PROGRAMS				
General Administration and Support	P	309,758,000		P 309,758,000
Operations		283,581,000		283,581,000
COCONUT INDUSTRY DEVELOPMENT PROGRAM		283,581,000		283,581,000
Total, Regular Programs		593,339,000		593,339,000

B. PROJECT(S)

Locally-Funded Project(s)	566,186,000	566,186,000
Total, Project(s)	566,186,000	566,186,000
TOTAL NEW APPROPRIATIONS	P 1,159,525,000	P 1,159,525,000

Special Provision(s)

1. **Coconut Development Fund and Coconut Consumers Stabilization Fund.** The amount of Six Million Seven Hundred Fifty Thousand Pesos (P6,750,000) shall be used for the development of the coconut industry sourced from service fees on desiccated coconut and from levies on copra rececada, constituted into the Coconut Development Fund and Coconut Consumers Stabilization Fund in accordance with Section 14 of R.A. No. 1145 and Section 1, Article III of P.D. No. 1468, respectively.

Release of funds shall be subject to the submission of a Special Budget pursuant to Section 35, Chapter 5, Book VI of E.O. No. 292. s. 1987.

2. **Subsidy to the Philippine Coconut Authority.** The amount of One Billion One Hundred Fifty Nine Million Five Hundred Twenty Five Thousand Pesos (P1,159,525,000) appropriated herein under subsidy for the Philippine Coconut Authority (PCA) shall be used for the implementation of the Coconut and Oil Palm Industry Development Program.

In the implementation of said projects, the PCA shall give priority to major coconut producing provinces and other provinces identified in the Focus Geographical Areas in accordance with National Budget Memorandum No. 126 dated April 4, 2016. (GENERAL OBSERVATION- President's Veto Message, December 16, 2022, Volume I-B, page 795, R.A. No. 11936)

3. **Prior Years' Subsidy Releases from the National Government.** The PCA is hereby authorized to use subsidy released for programs and projects in 2018-2021 to cover the additional funding requirements of activities or projects covered by the programs or sub-programs indicated herein. Accordingly, the PCA shall prepare a work and financial plan covering the projects or activities to be funded from prior years' subsidies subject to the endorsement of the PCA's Board of Directors, to be submitted to the DBM for approval.

4. **Special Provisions Applicable to All Government Corporations.** In addition to the foregoing special provisions, the special provisions applicable to all government corporations enumerated under the Budgetary Support to Government Corporations-Others shall be observed by the PCA.

New Appropriations, by Programs/Activities/Projects

	<u>Current Operating Expenditures</u>			
	<u>Personnel Services</u>	<u>Maintenance and Other Operating Expenses</u>	<u>Capital Outlays</u>	<u>Total</u>
REGULAR PROGRAMS				
General Administration and Support				
General Management and Supervision	P	<u>309,758,000</u>		P <u>309,758,000</u>
Sub-total, General Administration and Support		<u>309,758,000</u>		<u>309,758,000</u>
Operations				
COCONUT INDUSTRY DEVELOPMENT PROGRAM		<u>283,581,000</u>		<u>283,581,000</u>
COCONUT PRODUCTIVITY ENHANCEMENT (CPE) SUB-PROGRAM		<u>222,463,000</u>		<u>222,463,000</u>
Farm Production and Extension Services		222,463,000		222,463,000
COCONUT RESEARCH AND DEVELOPMENT SUB-PROGRAM		<u>61,118,000</u>		<u>61,118,000</u>
Conduct of Coconut Research		61,118,000		61,118,000
Sub-total, Operations		<u>283,581,000</u>		<u>283,581,000</u>
Total, Regular Programs		593,339,000		593,339,000

PROJECT(S)

Locally-Funded Project(s)

Coconut Fertilization Project	225,489,000	225,489,000
Coconut Village Development Project	34,487,000	34,487,000
Planting and Replanting of Local Cultivars Project	176,210,000	176,210,000
Smallholders Oil Palm Plantation Development Project	100,000,000	100,000,000
Verification and Upgrading of the National Coconut Farmers Registry System (NCFRS)	<u>30,000,000</u>	<u>30,000,000</u>
Sub-total, Locally-Funded Project(s)	<u>566,186,000</u>	<u>566,186,000</u>
Total, Project(s)	<u>566,186,000</u>	<u>566,186,000</u>
TOTAL NEW APPROPRIATIONS	P <u>1,159,525,000</u>	P <u>1,159,525,000</u>

New Appropriations, by Object of Expenditures
(In Thousand Pesos)

Current Operating Expenditures

Maintenance and Other Operating Expenses	
Financial Assistance/Subsidy	<u>1,159,525</u>
Total Maintenance and Other Operating Expenses	<u>1,159,525</u>
Total Current Operating Expenditures	<u>1,159,525</u>
TOTAL NEW APPROPRIATIONS	<u>1,159,525</u>

A.5. PHILIPPINE FISHERIES DEVELOPMENT AUTHORITY

For the subsidy requirements in accordance with the project(s), as indicated hereunder P 2,462,762,000

New Appropriations, by Programs/Projects

	<u>Current Operating Expenditures</u>			
	<u>Personnel Services</u>	<u>Maintenance and Other Operating Expenses</u>	<u>Capital Outlays</u>	<u>Total</u>
A. PROJECT(S)				
Locally-Funded Projects	P <u>2,462,762,000</u>			P <u>2,462,762,000</u>
TOTAL NEW APPROPRIATIONS	P <u>2,462,762,000</u>			P <u>2,462,762,000</u>

Special Provision(s)

1. **Subsidy to the Philippine Fisheries Development Authority.** The amount of Two Billion Four Hundred Sixty Two Million Seven Hundred Sixty Two Thousand Pesos (P2,462,762,000) appropriated herein as subsidy for the Philippine Fisheries Development Authority (PFDA) shall be used for the implementation of Fisheries Infrastructure Development Program.

Release of funds shall be subject to the submission of an updated work program and financial plan for each project.

2. **Prior Years' Subsidy Releases from the National Government.** The PFDA is hereby authorized to use subsidy released for programs and projects in 2018-2021 to cover the additional funding requirements of activities or projects covered by the programs or sub-programs indicated herein. Accordingly, the PFDA shall prepare a work and financial plan covering the projects or activities to be funded from prior years' subsidies subject to the endorsement of the PFDA's Board of Directors, to be submitted to the DBM for approval.

3. **Special Provisions Applicable to All Government Corporations.** In addition to the foregoing special provisions, the special provisions applicable to all government corporations enumerated under the Budgetary Support to Government Corporations-Others shall be observed by the PFDA.

New Appropriations, by Programs/Activities/Projects

PROJECT(S)	Current Operating Expenditures			Total
	Personnel Services	Maintenance and Other Operating Expenses	Capital Outlays	
Locally-Funded Project(s)		2,462,762,000		2,462,762,000
Construction/Rehabilitation/Improvement of Fish Ports		2,462,762,000		2,462,762,000
Barangay Abejao, Salcedo, Eastern Samar		100,000,000		100,000,000
Navotas Fish Port Complex, Phase I		517,304,000		517,304,000
Navotas Fish Port Complex, Phase II		766,691,000		766,691,000
General Santos Fish Port Complex		780,294,000		780,294,000
Camaligan Fish Port		101,331,000		101,331,000
Sual Fish Port		197,142,000		197,142,000
Sub-total, Locally-Funded Project(s)		2,462,762,000		2,462,762,000
Total, Project(s)		2,462,762,000		2,462,762,000
TOTAL NEW APPROPRIATIONS	P	2,462,762,000	P	2,462,762,000

New Appropriations, by Object of Expenditures

(In Thousand Pesos)

Current Operating Expenditures**Maintenance and Other Operating Expenses****Financial Assistance/Subsidy**

2,462,762

Total Maintenance and Other Operating Expenses

2,462,762

Total Current Operating Expenditures

2,462,762

TOTAL NEW APPROPRIATIONS

2,462,762

A.6. PHILIPPINE RICE RESEARCH INSTITUTE

For subsidy requirements in accordance with the programs, as indicated hereunder P 650,073,000

New Appropriations, by Programs/Projects

	Current Operating Expenditures			Total
	Personnel Services	Maintenance and Other Operating Expenses	Capital Outlays	
A. PROGRAMS				
General Administration and Support	P	309,441,000		P 309,441,000
Operations		<u>340,632,000</u>		<u>340,632,000</u>
RESEARCH AND DEVELOPMENT PROGRAM		<u>340,632,000</u>		<u>340,632,000</u>
TOTAL NEW APPROPRIATIONS	P	<u>650,073,000</u>		P <u>650,073,000</u>

Special Provision(s)

1. **Subsidy to the Philippine Rice Research Institute.** The amount of Three Hundred Forty Million Six Hundred Thirty Two Thousand Pesos (P340,632,000) appropriated herein under the subsidy to Philippine Rice Research Institute (PhilRice) shall be used for its Rice Research and Development Program, consistent with the National Rice Program of the DA.

2. **Prior Years' Subsidy Releases from the National Government.** The PhilRice is hereby authorized to use subsidy released for programs and projects in 2018-2021 to cover the additional funding requirements of activities or projects covered by the programs or sub-programs indicated herein. Accordingly, the PhilRice shall prepare a work and financial plan covering the projects or activities to be funded from prior years' subsidies subject to the endorsement of the PhilRice's Board of Directors, to be submitted to the DBM for approval.

3. **Special Provisions Applicable to All Government Corporations.** In addition to the foregoing special provisions, the special provisions applicable to all government corporations enumerated under the Budgetary Support to Government Corporations-Others shall be observed by the PhilRice.

New Appropriations, by Programs/Activities/Projects

	Current Operating Expenditures			Total
	Personnel Services	Maintenance and Other Operating Expenses	Capital Outlays	
REGULAR PROGRAMS				
General Administration and Support				
General Management and Supervision	P	309,441,000		P 309,441,000
Sub-total, General Administration and Support		<u>309,441,000</u>		<u>309,441,000</u>
Operations				
RESEARCH AND DEVELOPMENT PROGRAM		<u>340,632,000</u>		<u>340,632,000</u>
Conduct of regional rice research for development programs for Luzon, Visayas, and Mindanao		<u>340,632,000</u>		<u>340,632,000</u>

Sub-total, Operations	340,632,000	340,632,000
TOTAL NEW APPROPRIATIONS	P 650,073,000	P 650,073,000

New Appropriations, by Object of Expenditures
(In Thousand Pesos)

Current Operating Expenditures		
Maintenance and Other Operating Expenses		
Financial Assistance/Subsidy		650,073
Total Maintenance and Other Operating Expenses		650,073
Total Current Operating Expenditures		650,073
TOTAL NEW APPROPRIATIONS		650,073

A.7. SUGAR REGULATORY ADMINISTRATION

For subsidy requirements in accordance with the project(s), as indicated hereunder P 1,000,000,000

New Appropriations, by Programs/Projects

Current Operating Expenditures			
	Maintenance and Other Operating Expenses	Capital Outlays	Total
Personnel Services			

A. PROJECT(S)

Locally-Funded Project(s)	P 1,000,000,000	P 1,000,000,000
TOTAL NEW APPROPRIATIONS	P 1,000,000,000	P 1,000,000,000

Special Provision(s)

1. **Subsidy to the Sugar Regulatory Administration.** The amount of One Billion Pesos (P1,000,000,000) appropriated herein under the subsidy to the Sugar Regulatory Administration (SRA) shall be used for the implementation of the Sugarcane Industry Development Program.

2. **Farm-to-Mill Roads and Bridge Construction Projects.** Of the amounts appropriated herein, Five Hundred Million Pesos (P500,000,000) shall be used for Farm-to-Mill Road (FMR) and bridge construction projects which shall be released directly to the DPWH for the construction or rehabilitation of FMRs and bridge in key sugarcane producing provinces in accordance with the approved FMR Master Plan. For this purpose, the SRA shall ensure that: (i) the master plan shall include the scope of work, estimated length in kilometers, and specific location for each of the FMRs and bridge, as well as the list of priority FMR projects and bridge, which, for FMRs, must be connected to the national highways or arterial roads leading to sugarcane plantations, farms, and areas of influence; and (ii) the FMRs and bridge implemented are properly geo-tagged.

The approved Master Plan shall be regularly updated to prioritize: (a) sugarcane plantations of at least one hundred (100) hectares which lead to block farms, small farms, and expansion areas; (b) sugarcane farms and expansion areas of at least one hundred (100) hectares regardless of farm sizes and ownership; and (c) sugarcane area of influence of at least ten (10) hectares.

Release of funds shall be subject to submission of a MOA between SRA and DPWH which shall contain the project description coverage, outline of milestones, measures of success, bill of materials and its corresponding costs.

Upon completion of the construction or rehabilitation of the FMRs and bridge, the DPWH shall turn over the management and ownership thereof to the LGUs concerned, which shall commit to shoulder the operations, repair, and maintenance costs thereof.

3. **Special Provisions Applicable to All Government Corporations.** In addition to the foregoing special provision, the special provisions applicable to all government corporations enumerated under the Budgetary Support to Government Corporations-Others shall be observed by the SRA.

New Appropriations, by Programs/Activities/Projects

PROJECT(S)	Current Operating Expenditures		Capital Outlays	Total
	Personnel Services	Maintenance and Other Operating Expenses		
Locally-Funded Project(s)				
Construction of Farm-to-Mill Roads	P	480,800,000	P	480,800,000
Bridge Construction		19,200,000		19,200,000
Socialized Credit		150,000,000		150,000,000
Block Farm Program		166,224,000		166,224,000
Scholarship		33,776,000		33,776,000
Conduct of Research, Development and Extension Services		<u>150,000,000</u>		<u>150,000,000</u>
Sub-total, Locally-Funded Project(s)		<u>1,000,000,000</u>		<u>1,000,000,000</u>
Total, Project(s)		<u>1,000,000,000</u>		<u>1,000,000,000</u>
TOTAL NEW APPROPRIATIONS	P	<u>1,000,000,000</u>	P	<u>1,000,000,000</u>

New Appropriations, by Object of Expenditures

(In Thousand Pesos)

Current Operating Expenditures

Maintenance and Other Operating Expenses

Financial Assistance/Subsidy	<u>1,000,000</u>
Total Maintenance and Other Operating Expenses	<u>1,000,000</u>
Total Current Operating Expenditures	<u>1,000,000</u>
TOTAL NEW APPROPRIATIONS	<u>1,000,000</u>

B. DEPARTMENT OF ENERGY**B.1. NATIONAL ELECTRIFICATION ADMINISTRATION**For subsidy requirements in accordance with the project(s), as indicated hereunder P 1,897,500,000New Appropriations, by Programs/Projects

	Current Operating Expenditures			Total
	Personnel Services	Maintenance and Other Operating Expenses	Capital Outlays	
A. PROJECT(S)				
Locally-Funded Project(s)	P	1,897,500,000		P 1,897,500,000
TOTAL NEW APPROPRIATIONS	P	<u>1,897,500,000</u>		P <u>1,897,500,000</u>

Special Provision(s)

1. **Subsidy to the National Electrification Administration.** The amount of One Billion Eight Hundred Ninety Seven Million Five Hundred Thousand Pesos (P1,897,500,000) appropriated herein under the subsidy to NEA shall be used for the implementation of the National Rural Electrification Program.

The NEA is authorized to deduct engineering and administrative overhead (EAO) expenses not exceeding three percent (3%) of the project cost. The authorized EAO expenses shall be limited to: (i) pre-construction activities after detailed engineering; (ii) construction project management; (iii) testing and quality control; (iv) acquisition, rehabilitation and repair of related equipment and parts; and (v) contingencies in relation to pre-construction activities. The EAO expenses shall be treated or booked-up as capitalized expenditures and form part of the project cost.

In the implementation of the Barangay/Sitio Electrification Projects, the NEA shall observe the following:

- Prioritize barangay/sitios where the absolute number of indigents and the incidence of poverty are high as identified in the latest official poverty statistics of the PSA as well as those with the high probability of being energized;
- Loans outlay to electric cooperatives shall be recorded as equity contribution of the National Government to NEA when its authorized capitalization is increased by law, while grants thereto remain to be treated as subsidy;
- Release funds only to electric cooperatives which have fully liquidated funds from previous years' electrification projects: *Provided, However,* that in cases where the electric cooperatives are not qualified to implement projects for barangay and sitio electrification, the NEA may enter into a Memorandum of Agreement with DPWH, and the latter through its district engineering offices will implement the project; and
- Prohibition on the use of subsidy for the payment of salaries, allowances, incentives, separation or retirement benefits.

Release of funds for Barangay/Sitio Electrification Projects shall be subject to the following: i) submission of National Total Electrification Roadmap as certified by the DOE; ii) submission of parameters for the selection of beneficiary barangays/sitios as certified by the DOE; and iii) submission of a certification from the Barangay Chairperson on the population and number of houses per barangay/sitio, map of the municipality or city indicating the sitios and barangays to be energized, and cost of energizing a barangay/sitio.

2. **Electric Cooperatives Emergency and Resiliency Fund.** The amount of Two Hundred Million Pesos (P200,000,000) appropriated herein shall be used exclusively for the Electric Cooperatives Emergency and Resiliency Fund pursuant to R.A. No. 11039.

3. **Prior Years' Subsidy Releases from the National Government.** The NEA is hereby authorized to use subsidy released for programs and projects from prior years until 2021 to cover the additional funding requirements of activities or projects covered by the programs or sub-programs indicated herein. Accordingly, the NEA shall prepare a work and financial plan covering the projects or activities to be funded from prior years' subsidies subject to the endorsement of the NEA's Board of Administrators, to be submitted to the DBM for approval. The NEA shall submit quarterly reports on the subsidy released to both Houses of Congress.

(CONDITIONAL IMPLEMENTATION- President's Veto Message, December 16, 2022, Volume 1-B, pages 789-790, R.A. No. 11936)

4. **Special Provisions Applicable to All Government Corporations.** In addition to the foregoing special provisions, the special provisions applicable to all government corporations enumerated under the Budgetary Support to Government Corporations-Others shall be observed by the NEA.

New Appropriations, by Programs/Activities/Projects

	Current Operating Expenditures			Total
	Personnel Services	Maintenance and Other Operating Expenses	Capital Outlays	
PROJECT(S)				
Locally-Funded Project(s)				
Barangay/Sitio Electrification Project		1,677,500,000		1,677,500,000
Electric Cooperatives Emergency and Resiliency Fund		200,000,000		200,000,000

Installation of Solar Panels in Public Buildings	<u>20,000,000</u>	<u>20,000,000</u>
Sub-total, Locally-Funded Project(s)	<u>1,897,500,000</u>	<u>1,897,500,000</u>
Total, Project(s)	<u>1,897,500,000</u>	<u>1,897,500,000</u>
TOTAL NEW APPROPRIATIONS	P <u>1,897,500,000</u>	P <u>1,897,500,000</u>

New Appropriations, by Object of Expenditures
(In Thousand Pesos)

Current Operating Expenditures

Maintenance and Other Operating Expenses		
Financial Assistance/Subsidy		<u>1,897,500</u>
Total Maintenance and Other Operating Expenses		<u>1,897,500</u>
Total Current Operating Expenditures		<u>1,897,500</u>
TOTAL NEW APPROPRIATIONS		<u>1,897,500</u>

B.2. NATIONAL POWER CORPORATION

For subsidy requirements in accordance with the programs and project(s), as indicated hereunder P 1,314,107,000

New Appropriations, by Programs/Projects

	<u>Current Operating Expenditures</u>		
	<u>Personnel Services</u>	<u>Maintenance and Other Operating Expenses</u>	<u>Capital Outlays</u>
			<u>Total</u>
A. REGULAR PROGRAMS			
Operations	P <u>77,139,000</u>		P <u>77,139,000</u>
MISSIONARY ELECTRIFICATION PROGRAM	<u>77,139,000</u>		<u>77,139,000</u>
Total, Regular Programs	<u>77,139,000</u>		<u>77,139,000</u>
B. PROJECT(S)			
Locally-Funded Project(s)	<u>1,236,968,000</u>		<u>1,236,968,000</u>
Total, Project(s)	<u>1,236,968,000</u>		<u>1,236,968,000</u>
TOTAL NEW APPROPRIATIONS	P <u>1,314,107,000</u>		P <u>1,314,107,000</u>

Special Provision(s)

1. **Subsidy to the National Power Corporation.** The amount of One Billion Three Hundred Fourteen Million One Hundred Seven Thousand Pesos (P1,314,107,000) appropriated herein under the subsidy to NPC shall be used for the requirements of the Missionary Electrification Program.

Release of funds shall be subject to the submission of: (i) program of work for each Small Power Utilities Group plant covered indicating the project description and implementation schedule; and (ii) originating letter request from electric cooperatives which shall contain the description of work.

2. **Missionary Electrification.** The NPC, in the implementation of its missionary electrification function and the use of the National Government subsidy, shall prioritize new areas and the use of hybrid generation systems with renewable energy over diesel generator sets.

3. **Prior Years' Subsidy Releases from the National Government.** The NPC is hereby authorized to use subsidy released for programs and projects from prior years to cover the additional funding requirements of activities or projects covered by the programs or sub-programs indicated herein. Accordingly, the NPC shall prepare a work and financial plan covering the projects or activities to be funded from prior years' subsidies subject to the endorsement of the NPC's Board of Directors, to be submitted to the DBM for approval. (CONDITIONAL IMPLEMENTATION- President's Veto Message, December 16, 2022, Volume I-B, pages 789-790, R.A. No. 11936)

4. **Special Provisions Applicable to All Government Corporations.** In addition to the foregoing special provisions, the special provisions applicable to all government corporations enumerated under the Budgetary Support to Government Corporations-Others shall be observed by the NPC.

New Appropriations, by Programs/Activities/Projects

	Current Operating Expenditures		Capital Outlays	Total
	Personnel Services	Maintenance and Other Operating Expenses		
REGULAR PROGRAMS				
Operations				
MISSIONARY ELECTRIFICATION PROGRAM		77,139,000		77,139,000
Commissioning of additional generating capacity		77,139,000		77,139,000
Sub-total, Operations		77,139,000		77,139,000
Total, Regular Programs		77,139,000		77,139,000
PROJECT(S)				
Locally-Funded Project(s)				
Construction of Transmission Lines and Substation Facilities		867,835,000		867,835,000
Construction/installation of distribution lines		369,133,000		369,133,000
Sub-total, Locally-Funded Project(s)		1,236,968,000		1,236,968,000
Total, Project(s)		1,236,968,000		1,236,968,000
TOTAL NEW APPROPRIATIONS	P	1,314,107,000	P	1,314,107,000

New Appropriations, by Object of Expenditures
(In Thousand Pesos)

Current Operating Expenditures

Maintenance and Other Operating Expenses	
Financial Assistance/Subsidy	1,314,107
Total Maintenance and Other Operating Expenses	1,314,107
Total Current Operating Expenditures	1,314,107
TOTAL NEW APPROPRIATIONS	1,314,107

C. DEPARTMENT OF FINANCE**C.1. PHILIPPINE CROP INSURANCE CORPORATION**

For subsidy requirements in accordance with the programs, as indicated hereunder P 4,500,000,000

New Appropriations, by Programs/Projects

	<u>Current Operating Expenditures</u>			
	<u>Personnel Services</u>	<u>Maintenance and Other Operating Expenses</u>	<u>Capital Outlays</u>	<u>Total</u>
A. REGULAR PROGRAMS				
Operations		P <u>4,500,000,000</u>		P <u>4,500,000,000</u>
CROP INSURANCE PROGRAM		<u>4,500,000,000</u>		<u>4,500,000,000</u>
TOTAL NEW APPROPRIATIONS		P <u>4,500,000,000</u>		P <u>4,500,000,000</u>

Special Provision(s)

1. **Subsidy to the Philippine Crop Insurance Corporation.** The amount of Four Billion Five Hundred Million Pesos (P4,500,000,000) appropriated herein under the subsidy to the Philippine Crop Insurance Corporation (PCIC) shall be used for the full insurance premiums of subsistence farmers and fisherfolk to cover crops, livestock, fisheries and non-crop agricultural assets. The PCIC shall ensure that the beneficiaries identified are registered under the Registry System for Basic Sectors in Agriculture and are not insured for the same type of insurance, with priority given to those in localities declared as critical geo-hazard areas or no build zones identified by the Mines and Geo-Sciences Bureau.

Release of funds shall be subject to the submission of the list of subsistence farmers and fisherfolk duly endorsed by the Department of Agriculture.

2. **Special Provisions Applicable to All Government Corporations.** In addition to the foregoing special provision, the special provisions applicable to all government corporations enumerated under the Budgetary Support to Government Corporations-Others shall be observed by the PCIC.

New Appropriations, by Programs/Activities/Projects

	Current Operating Expenditures			
	Personnel Services	Maintenance and Other Operating Expenses	Capital Outlays	Total
REGULAR PROGRAMS				
Operations				
CROP INSURANCE PROGRAM		4,500,000,000		4,500,000,000
Agricultural insurance for farmers and fisherfolk under the RSBSA		4,500,000,000		4,500,000,000
Sub-total, Operations		4,500,000,000		4,500,000,000
TOTAL NEW APPROPRIATIONS	P	4,500,000,000	P	4,500,000,000

New Appropriations, by Object of Expenditures

(In Thousand Pesos)

Current Operating Expenditures

Maintenance and Other Operating Expenses	
Financial Assistance/Subsidy	4,500,000
Total Maintenance and Other Operating Expenses	4,500,000
Total Current Operating Expenditures	4,500,000
TOTAL NEW APPROPRIATIONS	4,500,000

C.2. PHILIPPINE TAX ACADEMY

For subsidy requirements in accordance with the programs, as indicated hereunder P 98,674,000

New Appropriations, by Programs/Projects

	Current Operating Expenditures			Total
	Personnel Services	Maintenance and Other Operating Expenses	Capital Outlays	
A. REGULAR PROGRAMS				
Operations	P	98,674,000		P 98,674,000
SPECIALIZED TAX TRAINING AND EDUCATION MANAGEMENT PROGRAM		98,674,000		98,674,000
TOTAL NEW APPROPRIATIONS	P	98,674,000		P 98,674,000

Special Provision(s)

1. **Subsidy to the Philippine Tax Academy.** The amount of Ninety Eight Million Six Hundred Seventy Four Thousand Pesos (P98,674,000) appropriated herein under the subsidy to the Philippine Tax Academy (PTA) shall be used for the implementation of the Specialized Tax Training and Education Management Program.

2. **Special Provisions Applicable to All Government Corporations.** In addition to the foregoing special provision, the special provisions applicable to all government corporations enumerated under the Budgetary Support to Government Corporations-Others shall be observed by the PTA.

New Appropriations, by Programs/Activities/Projects

	Current Operating Expenditures			Total
	Personnel Services	Maintenance and Other Operating Expenses	Capital Outlays	
REGULAR PROGRAMS				
Operations				
SPECIALIZED TAX TRAINING AND EDUCATION MANAGEMENT PROGRAM		98,674,000		98,674,000
Administration and Management of Specialized Tax Training and Education		98,674,000		98,674,000
Sub-total, Operations		98,674,000		98,674,000
TOTAL NEW APPROPRIATIONS	P	98,674,000		P 98,674,000

New Appropriations, by Object of Expenditures

(In Thousand Pesos)

Current Operating Expenditures**Maintenance and Other Operating Expenses****Financial Assistance/Subsidy**98,674**Total Maintenance and Other Operating Expenses**98,674**Total Current Operating Expenditures**98,674**TOTAL NEW APPROPRIATIONS**98,674**D. DEPARTMENT OF HEALTH****D.1. LUNG CENTER OF THE PHILIPPINES**For subsidy requirements in accordance with the program, as indicated hereunder P 835,211,000**New Appropriations, by Programs/Projects**

	<u>Current Operating Expenditures</u>			<u>Total</u>
	<u>Personnel Services</u>	<u>Maintenance and Other Operating Expenses</u>	<u>Capital Outlays</u>	
A. REGULAR PROGRAMS				
Operations	P <u>835,211,000</u>			P <u>835,211,000</u>
HOSPITAL SERVICES PROGRAM		<u>835,211,000</u>		<u>835,211,000</u>
TOTAL NEW APPROPRIATIONS	P <u><u>835,211,000</u></u>			P <u><u>835,211,000</u></u>

Special Provision(s)

1. **Prior Years' Subsidy Releases from the National Government.** The Lung Center of the Philippines (LCP) is hereby authorized to use subsidy released for programs and projects in 2018-2021 to cover the additional funding requirements of activities or projects covered by the programs or sub-programs indicated herein. Accordingly, the LCP shall prepare a work and financial plan covering the projects or activities to be funded from prior years' subsidies subject to the endorsement of the LCP's Board of Trustees, to be submitted to the DBM for approval.

2. **Special Provisions Applicable to All Government Corporations.** In addition to the foregoing special provision, the special provisions applicable to all government corporations enumerated under the Budgetary Support to Government Corporations-Others shall be observed by the LCP.

New Appropriations, by Programs/Activities/Projects

<u>Current Operating Expenditures</u>			
	<u>Maintenance and Other Operating Expenses</u>		
<u>Personnel Services</u>		<u>Capital Outlays</u>	<u>Total</u>

REGULAR PROGRAMS

Operations

HOSPITAL SERVICES PROGRAM	P	<u>835,211,000</u>	P	<u>835,211,000</u>
Assistance to indigent patients		<u>835,211,000</u>		<u>835,211,000</u>
Sub-total, Operations		<u>835,211,000</u>		<u>835,211,000</u>
TOTAL NEW APPROPRIATIONS	P	<u><u>835,211,000</u></u>	P	<u><u>835,211,000</u></u>

New Appropriations, by Object of Expenditures
(In Thousand Pesos)

Current Operating Expenditures

Maintenance and Other Operating Expenses

Financial Assistance/Subsidy				<u>835,211</u>
Total Maintenance and Other Operating Expenses				<u>835,211</u>
Total Current Operating Expenditures				<u>835,211</u>
TOTAL NEW APPROPRIATIONS				<u><u>835,211</u></u>

D.2. NATIONAL KIDNEY AND TRANSPLANT INSTITUTE

For subsidy requirements in accordance with the program and project(s), as indicated hereunder P 1,686,442,000

New Appropriations, by Programs/Projects

	<u>Current Operating Expenditures</u>			
	<u>Personnel Services</u>	<u>Maintenance and Other Operating Expenses</u>	<u>Capital Outlays</u>	<u>Total</u>
A. REGULAR PROGRAMS				
Operations	P	<u>1,386,442,000</u>		P <u>1,386,442,000</u>
HOSPITAL SERVICES PROGRAM		<u>1,386,442,000</u>		<u>1,386,442,000</u>
Total, Regular Programs		<u>1,386,442,000</u>		<u>1,386,442,000</u>
B. PROJECT(S)				
Locally-Funded Project(s)		<u>300,000,000</u>		<u>300,000,000</u>
Total, Project(s)		<u>300,000,000</u>		<u>300,000,000</u>
TOTAL NEW APPROPRIATIONS	P	<u><u>1,686,442,000</u></u>		P <u><u>1,686,442,000</u></u>

Special Provision(s)

1. **Special Provisions Applicable to All Government Corporations.** The special provisions applicable to all government corporations enumerated under the Budgetary Support to Government Corporations-Others shall be observed by the National Kidney and Transplant Institute.

New Appropriations, by Programs/Activities/Projects

	Current Operating Expenditures		Capital Outlays	Total
	Personnel Services	Maintenance and Other Operating Expenses		
REGULAR PROGRAMS				
Operations				
HOSPITAL SERVICES PROGRAM	P	1,386,442,000		P 1,386,442,000
Assistance to indigent patients		1,386,442,000		1,386,442,000
Sub-total, Operations		1,386,442,000		1,386,442,000
Total, Regular Programs		1,386,442,000		1,386,442,000
PROJECT(S)				
Locally-Funded Project(s)				
Construction of Out-Patient Department (OPD) Building		300,000,000		300,000,000
Sub-total, Locally-Funded Project(s)		300,000,000		300,000,000
Total, Project(s)		300,000,000		300,000,000
TOTAL NEW APPROPRIATIONS	P	1,686,442,000		P 1,686,442,000

New Appropriations, by Object of Expenditures

(In Thousand Pesos)

Current Operating Expenditures

Maintenance and Other Operating Expenses

Financial Assistance/Subsidy	1,686,442
Total Maintenance and Other Operating Expenses	1,686,442
Total Current Operating Expenditures	1,686,442
TOTAL NEW APPROPRIATIONS	1,686,442

D.3. PHILIPPINE CHILDREN'S MEDICAL CENTER

For subsidy requirements in accordance with the programs and project(s), as indicated hereunder P 2,086,078,000

New Appropriations, by Programs/Projects

	<u>Current Operating Expenditures</u>			
	<u>Personnel Services</u>	<u>Maintenance and Other Operating Expenses</u>	<u>Capital Outlays</u>	<u>Total</u>
A. REGULAR PROGRAMS				
Operations	P	<u>1,618,078,000</u>		P <u>1,618,078,000</u>
HOSPITAL SERVICES PROGRAM		<u>1,450,443,000</u>		<u>1,450,443,000</u>
TRAINING AND RESEARCH DEVELOPMENT PROGRAM		<u>167,635,000</u>		<u>167,635,000</u>
Total, Regular Programs		<u>1,618,078,000</u>		<u>1,618,078,000</u>
B. PROJECT(S)				
Locally-Funded Project(s)		<u>468,000,000</u>		<u>468,000,000</u>
Total, Project(s)		<u>468,000,000</u>		<u>468,000,000</u>
TOTAL NEW APPROPRIATIONS	P	<u>2,086,078,000</u>		P <u>2,086,078,000</u>

Special Provision(s)

1. **Prior Years' Subsidy Releases from the National Government.** The Philippine Children's Medical Center (PCMC) is hereby authorized to use subsidy released for programs and projects in 2018-2021 to cover the additional funding requirements of activities or projects covered by the programs or sub-programs indicated herein. Accordingly, the PCMC shall prepare a work and financial plan covering the projects or activities to be funded from prior years' subsidies subject to the endorsement of the PCMC's Board of Trustees, to be submitted to the DBM for approval.

2. **Special Provisions Applicable to All Government Corporations.** In addition to the foregoing special provision, the special provisions applicable to all government corporations enumerated under the Budgetary Support to Government Corporations-Others shall be observed by the PCMC.

New Appropriations, by Programs/Activities/Projects

	<u>Current Operating Expenditures</u>			
	<u>Personnel Services</u>	<u>Maintenance and Other Operating Expenses</u>	<u>Capital Outlays</u>	<u>Total</u>
REGULAR PROGRAMS				
Operations				
HOSPITAL SERVICES PROGRAM	P	<u>1,450,443,000</u>		P <u>1,450,443,000</u>
Assistance to indigent patients		1,450,443,000		1,450,443,000
TRAINING AND RESEARCH DEVELOPMENT PROGRAM		<u>167,635,000</u>		<u>167,635,000</u>
Conduct of research and development activities		5,345,000		5,345,000
Education and training for health professionals		<u>162,290,000</u>		<u>162,290,000</u>
Sub-total, Operations		<u>1,618,078,000</u>		<u>1,618,078,000</u>
Total, Regular Programs		1,618,078,000		1,618,078,000

PROJECT(S)

Locally-Funded Project(s)

Replacement of Old MRI and CT-Scan	425,000,000	425,000,000
Subsidy for Medium-Term Information and Communications Technology Harmonization Initiative (MITHI)	<u>43,000,000</u>	<u>43,000,000</u>
Sub-total, Locally-Funded Project(s)	<u>468,000,000</u>	<u>468,000,000</u>
Total, Project(s)	<u>468,000,000</u>	<u>468,000,000</u>
TOTAL NEW APPROPRIATIONS	P <u>2,086,078,000</u>	P <u>2,086,078,000</u>

New Appropriations, by Object of Expenditures
(In Thousand Pesos)

Current Operating Expenditures

Maintenance and Other Operating Expenses		
Financial Assistance/Subsidy		<u>2,086,078</u>
Total Maintenance and Other Operating Expenses		<u>2,086,078</u>
Total Current Operating Expenditures		<u>2,086,078</u>
TOTAL NEW APPROPRIATIONS		<u>2,086,078</u>

D.4. PHILIPPINE HEALTH INSURANCE CORPORATION

For subsidy requirements in accordance with the programs and project(s), as indicated hereunder P 100,233,414,000

New Appropriations, by Programs/Projects

	<u>Current Operating Expenditures</u>			
	<u>Personnel Services</u>	<u>Maintenance and Other Operating Expenses</u>	<u>Capital Outlays</u>	<u>Total</u>
A. REGULAR PROGRAMS				
Operations	P <u>100,172,185,000</u>			P <u>100,172,185,000</u>
NATIONAL HEALTH INSURANCE PROGRAM	<u>100,172,185,000</u>			<u>100,172,185,000</u>
B. PROJECT(S)				
Locally-Funded Project(s)	<u>61,229,000</u>			<u>61,229,000</u>
TOTAL NEW APPROPRIATIONS	P <u>100,233,414,000</u>			P <u>100,233,414,000</u>

Special Provision(s)

1. **Subsidy for the National Health Insurance Program.** The amount of Seventy Nine Billion Two Million One Hundred Eighty Five Thousand Pesos (P79,002,185,000) appropriated herein under the subsidy for the National Health Insurance Program (NHIP) shall be used for the health insurance premiums of indirect contributors composed of the following: (i) indigents under the National Household Targeting System for Poverty Reduction as identified by the DSWD; (ii) senior citizens

pursuant to R.A. No. 10645; (iii) unemployed persons with disability as jointly determined by the DOH and the National Council on Disability Affairs; and (iv) financially-incapable Point-of-Service patients as identified by the DOH. *Provided, That*, in no case shall the subsidy be used for the payment of Personnel Services.

Release of funds shall be subject to the submission of the following: (i) Board-approved Corporate Operating Budget which shall be compliant with existing organization, staffing, and position classification, and compensation standards; and (ii) billing indicating the names of enrollees approved by the PhilHealth Board. The DOH and PhilHealth shall ensure the conduct of special audit on the implementation of the NHIP.

The administrative cost of implementing the NHIP shall not exceed five percent (5%) of the actual total premium collected from direct and indirect contributory members during the immediately preceding year in accordance with Section 12 of R.A. No. 11223.

2. Benefit Package Improvement Under Universal Health Care Law. The amount of Twenty One Billion One Hundred Seventy Million Pesos (P21,170,000,000) appropriated herein for the benefit package improvement under the Universal Health Care Law shall be used for the increase in benefit packages including, but not limited to, the expansion of dialysis coverage, mental health outpatient coverage, improvement of Z-Benefit packages, severe acute malnutrition, all case rate, rationalization of selected medical and surgical procedures, and the implementation of the comprehensive outpatient benefit package, including free consultation fees, laboratory tests, other diagnostic services, outpatient drug benefit, and emergency medical services.

3. Payapa at Masaganang Pamayanan Program. The amount of Sixty One Million Two Hundred Twenty Nine Thousand Pesos (P61,229,000) appropriated herein shall be used for the health insurance premiums of the beneficiaries under the Payapa at Masaganang Pamayanan (PAMANA) Program. The DOH, OPAPRU and PhilHealth shall ensure that there shall be no duplication of the enrolled beneficiaries with other indirect contributors covered by the abovementioned subsidy under the immediately preceding Section, and with members of direct contributors.

4. Submission of Reports and Documents. The PhilHealth shall submit the following to the DBM, the Senate of the Philippines, the House of Representatives, the Senate Committee on Finance and the House Committee on Appropriations on or before December 31, 2023, unless otherwise stated:

- (a) a Management Audit Report detailing policies and reforms to control fraudulent practices;
- (b) a Fund Viability Plan including policies and reforms to increase premium collection rates and minimize the risk of deficits; and
- (c) an undertaking by PhilHealth to undergo a third-party review of its actuarial projections and benefit packages by the first quarter of 2023 to ensure PhilHealth's effective implementation of its mandate and to reform benefit packages which may be underutilized or subject to fraud or abuse.

5. Special Provisions Applicable to All Government Corporations. In addition to the foregoing special provisions, the special provisions applicable to all government corporations enumerated under the Budgetary Support to Government Corporations-Others shall be observed by the PhilHealth.

New Appropriations, by Programs/Activities/Projects

	Current Operating Expenditures		Total
	Personnel Services	Maintenance and Other Operating Expenses	
REGULAR PROGRAMS			
Operations			
NATIONAL HEALTH INSURANCE PROGRAM	P 100,172,185,000		P 100,172,185,000
Health insurance coverage under the Sin Tax Law	79,002,185,000		79,002,185,000
Benefit package improvement under Universal Health Care Law	21,170,000,000		21,170,000,000
Sub-total, Operations	100,172,185,000		100,172,185,000
Total, Regular Programs	100,172,185,000		100,172,185,000
PROJECT(S)			
Locally-Funded Project(s)			
Special Purpose Insurance Coverage	61,229,000		61,229,000
Sub-total, Locally-Funded Project(s)	61,229,000		61,229,000
Total, Project(s)	61,229,000		61,229,000
TOTAL NEW APPROPRIATIONS	P 100,233,414,000		P 100,233,414,000

New Appropriations, by Object of Expenditures
(In Thousand Pesos)

Current Operating Expenditures

Maintenance and Other Operating Expenses

Financial Assistance/Subsidy	100,233,414
------------------------------	-------------

Total Maintenance and Other Operating Expenses	100,233,414
--	-------------

Total Current Operating Expenditures	100,233,414
--------------------------------------	-------------

TOTAL NEW APPROPRIATIONS	100,233,414
---------------------------------	--------------------

D.5. PHILIPPINE HEART CENTER

For subsidy requirements in accordance with the programs, as indicated hereunder P 2,136,827,000

New Appropriations, by Programs/Projects

	<u>Current Operating Expenditures</u>		
	<u>Personnel Services</u>	<u>Maintenance and Other Operating Expenses</u>	<u>Capital Outlays</u>
			<u>Total</u>
A. REGULAR PROGRAMS			
Operations	P	<u>2,136,827,000</u>	P <u>2,136,827,000</u>
HOSPITAL SERVICES PROGRAM		<u>2,136,827,000</u>	<u>2,136,827,000</u>
TOTAL NEW APPROPRIATIONS	P	<u><u>2,136,827,000</u></u>	P <u><u>2,136,827,000</u></u>

Special Provision(s)

1. **Prior Years' Subsidy Releases from the National Government.** The Philippine Heart Center (PHC) is hereby authorized to use subsidy released for programs and projects in 2018-2021 to cover the additional funding requirements of activities or projects covered by the programs or sub-programs indicated herein. Accordingly, the PHC shall prepare a work and financial plan covering the projects or activities to be funded from prior years' subsidies subject to the endorsement of the PHC's Board of Trustees, to be submitted to the DBM for approval.

2. **Special Provisions Applicable to All Government Corporations.** In addition to the foregoing special provision, the special provisions applicable to all government corporations enumerated under the Budgetary Support to Government Corporations-Others shall be observed by the PHC.

New Appropriations, by Programs/Activities/Projects

	<u>Current Operating Expenditures</u>		
	<u>Personnel Services</u>	<u>Maintenance and Other Operating Expenses</u>	<u>Capital Outlays</u>
			<u>Total</u>
REGULAR PROGRAMS			
Operations			
HOSPITAL SERVICES PROGRAM	P	<u>2,136,827,000</u>	P <u>2,136,827,000</u>

Assistance to indigent patients	2,136,827,000	2,136,827,000
Sub-total, Operations	2,136,827,000	2,136,827,000
TOTAL NEW APPROPRIATIONS	P 2,136,827,000	P 2,136,827,000

New Appropriations, by Object of Expenditures
(In Thousand Pesos)

Current Operating Expenditures

Maintenance and Other Operating Expenses		
Financial Assistance/Subsidy		2,136,827
Total Maintenance and Other Operating Expenses		2,136,827
Total Current Operating Expenditures		2,136,827
TOTAL NEW APPROPRIATIONS		2,136,827

D.6. PHILIPPINE INSTITUTE OF TRADITIONAL AND ALTERNATIVE HEALTH CARE

For subsidy requirements in accordance with the programs, as indicated hereunder P 156,205,000

New Appropriations, by Programs/Projects

	<u>Current Operating Expenditures</u>			<u>Total</u>
	<u>Personnel Services</u>	<u>Maintenance and Other Operating Expenses</u>	<u>Capital Outlays</u>	
A. REGULAR PROGRAMS				
General Administration and Support	P 109,972,000			P 109,972,000
Operations		46,233,000		46,233,000
TRADITIONAL AND COMPLEMENTARY MEDICINE DEVELOPMENT AND PROMOTION PROGRAM		46,233,000		46,233,000
TOTAL NEW APPROPRIATIONS	P 156,205,000			P 156,205,000

Special Provision(s)

1. **Prior Years' Subsidy Releases from the National Government.** The Philippine Institute of Traditional and Alternative Health Care (PITAHC) is hereby authorized to use subsidy released for programs and projects in 2018-2021 to cover the additional funding requirements of activities or projects covered by the programs or sub-programs indicated herein. Accordingly, the PITAHC shall prepare a work and financial plan covering the projects or activities to be funded from prior years' subsidies subject to the endorsement of the PITAHC's Board of Trustees, to be submitted to the DBM for approval.

2 **Special Provisions Applicable to All Government Corporations.** In addition to the foregoing special provision, the special provisions applicable to all government corporations enumerated under the Budgetary Support to Government Corporations-Others shall be observed by the PITAHC.

New Appropriations, by Programs/Activities/Projects

	Current Operating Expenditures			
	Personnel Services	Maintenance and Other Operating Expenses	Capital Outlays	Total
REGULAR PROGRAMS				
General Administration and Support				
General Management and Supervision	P	109,972,000		P 109,972,000
Sub-total, General Administration and Support		109,972,000		109,972,000
Operations				
TRADITIONAL AND COMPLEMENTARY MEDICINE DEVELOPMENT AND PROMOTION PROGRAM		46,233,000		46,233,000
Research and development of T&CM products, services and technologies		37,826,000		37,826,000
Social advocacy and training on T&CM modalities		6,710,000		6,710,000
Regulation of traditional and alternative medicine practice		1,697,000		1,697,000
Sub-total, Operations		46,233,000		46,233,000
TOTAL NEW APPROPRIATIONS	P	156,205,000		P 156,205,000

New Appropriations, by Object of Expenditures
(In Thousand Pesos)

Current Operating Expenditures

Maintenance and Other Operating Expenses		
Financial Assistance/Subsidy		<u>156,205</u>
Total Maintenance and Other Operating Expenses		<u>156,205</u>
Total Current Operating Expenditures		<u>156,205</u>
TOTAL NEW APPROPRIATIONS		<u><u>156,205</u></u>

E. DEPARTMENT OF HUMAN SETTLEMENTS AND URBAN DEVELOPMENT

E.1. NATIONAL HOUSING AUTHORITY

For subsidy requirements in accordance with the programs and project(s), as indicated hereunder P 2,683,008,000

New Appropriations, by Programs/Projects

	<u>Current Operating Expenditures</u>			
	<u>Personnel Services</u>	<u>Maintenance and Other Operating Expenses</u>	<u>Capital Outlays</u>	<u>Total</u>
A. REGULAR PROGRAMS				
Operations	P	<u>1,000,000,000</u>	P	<u>1,000,000,000</u>
COMPREHENSIVE AND INTEGRATED HOUSING PROGRAM		<u>1,000,000,000</u>		<u>1,000,000,000</u>
Total, Regular Programs		<u>1,000,000,000</u>		<u>1,000,000,000</u>
B. PROJECT(S)				
Locally-Funded Project(s)		<u>1,683,008,000</u>		<u>1,683,008,000</u>
Total, Project(s)		<u>1,683,008,000</u>		<u>1,683,008,000</u>
TOTAL NEW APPROPRIATIONS	P	<u>2,683,008,000</u>	P	<u>2,683,008,000</u>

Special Provision(s)

1. **Subsidy to the National Housing Authority.** The amount of Two Billion Six Hundred Eighty Three Million Eight Thousand Pesos (P2,683,008,000) appropriated herein under the subsidy to the NHA shall be used in support of the implementation of priority programs and projects under the Lot Development and Provision of Housing and Community Facilities Sub-program, including locally-funded projects, in accordance with R.A. No. 7279 and R.A. No. 7835.

Release of funds shall be subject to submission of the NHA Board-approved IRR covering these priority programs and projects.

2. **Prior Years' Subsidy Releases from the National Government.** The NHA is hereby authorized to use subsidy released for programs and projects in 2018-2021 to cover the additional funding requirements of activities or projects covered by the programs or sub-programs indicated herein. Accordingly, the NHA shall prepare a work and financial plan covering the projects or activities to be funded from prior years' subsidies subject to the endorsement of the NHA's Board of Directors, to be submitted to the DBM for approval.

3. **Special Provisions Applicable to All Government Corporations.** In addition to the foregoing special provisions, the special provisions applicable to all government corporations enumerated under the Budgetary Support to Government Corporations-Others shall be observed by the NHA.

New Appropriations, by Programs/Activities/Projects

	Current Operating Expenditures			
	Personnel Services	Maintenance and Other Operating Expenses	Capital Outlays	Total
REGULAR PROGRAMS				
Operations				
COMPREHENSIVE AND INTEGRATED HOUSING PROGRAM	P	<u>1,000,000,000</u>	P	<u>1,000,000,000</u>
Lot Development and Provision of Housing and Community Facilities Sub-program		<u>1,000,000,000</u>		<u>1,000,000,000</u>
Housing Assistance Program for Calamity Victims		<u>1,000,000,000</u>		<u>1,000,000,000</u>
Sub-total, Operations		<u>1,000,000,000</u>		<u>1,000,000,000</u>
Total, Regular Programs		1,000,000,000		1,000,000,000

PROJECT(S)

Locally-Funded Project(s)

Resettlement Program for ISFs Affected by the Supreme Court's Mandamus to Clean-up the Manila Bay Area	1,000,000,000	1,000,000,000
Resettlement Program for ISFs Affected by the DOTr Infrastructure Projects (NHA Caloocan Housing Project) - Phase 2	50,000,000	50,000,000
Taal Volcano Resettlement Project in Talisay, Batangas for Families Affected by the Taal Volcano Eruption	50,000,000	50,000,000
Emergency Housing Assistance Program	250,000,000	250,000,000
Housing Program for Indigenous Peoples	100,000,000	100,000,000
Installation of Powerlines for NHA Don Carlos Village in Bukidnon	3,100,000	3,100,000
Housing Assistance for Peace and Prosperity Village Housing Project in San Isidro, Leyte (Second Tranche)	50,040,000	50,040,000
Resettlement Assistance Program for Housing Project in Ajonay, Maasin, Leyte (Second Tranche)	24,868,000	24,868,000
Resettlement Assistance Program for Housing Project in Merida, Leyte	25,000,000	25,000,000
Site Development for Pambansang Pabahay Para sa Pilipino, Cabalawan, Tacloban City	130,000,000	130,000,000
Sub-total, Locally-Funded Project(s)	1,683,008,000	1,683,008,000
Total, Project(s)	1,683,008,000	1,683,008,000
TOTAL NEW APPROPRIATIONS	P 2,683,008,000	P 2,683,008,000

New Appropriations, by Object of Expenditures
(In Thousand Pesos)

Current Operating Expenditures

Maintenance and Other Operating Expenses		
Financial Assistance/Subsidy		2,683,008
Total Maintenance and Other Operating Expenses		2,683,008
Total Current Operating Expenditures		2,683,008
TOTAL NEW APPROPRIATIONS		2,683,008

E.2. SOCIAL HOUSING FINANCE CORPORATION

For subsidy requirements in accordance with the programs and project(s), as indicated hereunder P 500,000,000

New Appropriations, by Programs/Projects

	Current Operating Expenditures			Total
	Personnel Services	Maintenance and Other Operating Expenses	Capital Outlays	
A. REGULAR PROGRAMS				
Operations	P	186,078,000		P 186,078,000
COMMUNITY MORTGAGE PROGRAM		186,078,000		186,078,000
Total, Regular Programs		186,078,000		186,078,000
B. PROJECT(S)				
Locally-Funded Project(s)		313,922,000		313,922,000
HIGH DENSITY HOUSING PROGRAM		313,922,000		313,922,000
Total, Project(s)		313,922,000		313,922,000
TOTAL NEW APPROPRIATIONS	P	<u>500,000,000</u>		P <u>500,000,000</u>

Special Provision(s)

1. **Subsidy to the Social Housing Finance Corporation.** The amount of Three Hundred Thirteen Million Nine Hundred Twenty Two Thousand Pesos (P313,922,000) appropriated herein under the subsidy for the Social Housing Finance Corporation (SHFC) shall be used for the High Density Housing Program-the Housing Program for Informal Settler Families Residing in Danger Areas in Metro Manila.

Release of funds shall be subject to the submission of the SHFC Board-approved People's Plan, list of community associations, number of targeted beneficiaries, and the total amount of estimated housing loan to be availed of. For this purpose, the People's Plan shall be prepared in coordination with the Presidential Commission for the Urban Poor, the NAPC and their partner civil society organizations.

2. **Prior Years' Subsidy Releases from the National Government.** The SHFC is hereby authorized to use subsidy released for programs and projects in 2018-2021 to cover the additional funding requirements of activities or projects covered by the programs or sub-programs indicated herein. Accordingly, the SHFC shall prepare a work and financial plan covering the projects or activities to be funded from prior years' subsidies subject to the endorsement of the SHFC's Board of Directors, to be submitted to the DBM for approval.

3. **Special Provisions Applicable to All Government Corporations.** In addition to the foregoing special provisions, the special provisions applicable to all government corporations enumerated under the Budgetary Support to Government Corporations-Others shall be observed by the SHFC.

New Appropriations, by Programs/Activities/Projects

	Current Operating Expenditures			Total
	Personnel Services	Maintenance and Other Operating Expenses	Capital Outlays	
REGULAR PROGRAMS				
Operations				
COMMUNITY MORTGAGE PROGRAM	P	186,078,000		P 186,078,000

Provision of housing finance to legally organized associations of underprivileged and homeless citizens	186,078,000	186,078,000
Sub-total, Operations	186,078,000	186,078,000
Total, Regular Programs	186,078,000	186,078,000
PROJECT(S)		
Locally-Funded Project(s)		
HIGH DENSITY HOUSING PROGRAM	313,922,000	313,922,000
Housing Program for Informal Settler Families Residing in Danger Areas in Metro Manila	313,922,000	313,922,000
Sub-total, Locally-Funded Project(s)	313,922,000	313,922,000
Total, Project(s)	313,922,000	313,922,000
TOTAL NEW APPROPRIATIONS	P 500,000,000	P 500,000,000

New Appropriations, by Object of Expenditures
(In Thousand Pesos)

Current Operating Expenditures

Maintenance and Other Operating Expenses

Financial Assistance/Subsidy 500,000

Total Maintenance and Other Operating Expenses 500,000

Total Current Operating Expenditures 500,000

TOTAL NEW APPROPRIATIONS 500,000

F. DEPARTMENT OF PUBLIC WORKS AND HIGHWAYS

F.1. LOCAL WATER UTILITIES ADMINISTRATION

For subsidy requirements in accordance with the programs, as indicated hereunder P 16,396,000

New Appropriations, by Programs/Projects

	<u>Current Operating Expenditures</u>		
	<u>Personnel Services</u>	<u>Maintenance and Other Operating Expenses</u>	<u>Capital Outlays</u>
			<u>Total</u>
A. REGULAR PROGRAMS			
Operations	P 16,396,000		P 16,396,000

WATER SUPPLY AND SANITATION PROGRAM	16,396,000	16,396,000
TOTAL NEW APPROPRIATIONS	P 16,396,000	P 16,396,000

Special Provision(s)

1. **Subsidy to the Local Water Utilities Administration.** The amount of Sixteen Million Three Hundred Ninety Six Thousand Pesos (P16,396,000) appropriated herein under the subsidy to the Local Water Utilities Administration (LWUA) shall be used for the implementation of sanitation projects in the Manila Bay Continuing Mandamus-covered areas.

2. **Prior Years' Subsidy Releases from the National Government.** The LWUA is hereby authorized to use subsidy released for programs and projects in 2018-2021 to cover the additional funding requirements of activities or projects covered by the programs or sub-programs indicated herein. Accordingly, the LWUA shall prepare a work and financial plan covering the projects or activities to be funded from prior years' subsidies subject to the endorsement of LWUA's Board members, to be submitted to the DBM for approval.

3. **Special Provisions Applicable to All Government Corporations.** In addition to the foregoing special provisions, the special provisions applicable to all government corporations enumerated under the Budgetary Support to Government Corporations-Others shall be observed by the LWUA.

New Appropriations, by Programs/Activities/Projects

	Current Operating Expenditures		
	Personnel Services	Maintenance and Other Operating Expenses	Capital Outlays
			Total
REGULAR PROGRAMS			
Operations			
WATER SUPPLY AND SANITATION PROGRAM	P 16,396,000		P 16,396,000
Provision of Level III potable water supply and adequate sanitation system		16,396,000	16,396,000
Sub-total, Operations		16,396,000	16,396,000
TOTAL NEW APPROPRIATIONS	P 16,396,000		P 16,396,000

New Appropriations, by Object of Expenditures

(In Thousand Pesos)

Current Operating Expenditures

Maintenance and Other Operating Expenses	
Financial Assistance/Subsidy	16,396
Total Maintenance and Other Operating Expenses	16,396
Total Current Operating Expenditures	16,396
TOTAL NEW APPROPRIATIONS	16,396

G. DEPARTMENT OF TOURISM**G.1. TOURISM INFRASTRUCTURE AND ENTERPRISE ZONE AUTHORITY**

For subsidy requirements in accordance with the programs and project(s), as indicated hereunder P 163,646,000

New Appropriations, by Programs/Projects

	Current Operating Expenditures			Total
	Personnel Services	Maintenance and Other Operating Expenses	Capital Outlays	
A. REGULAR PROGRAMS				
General Administration and Support	P	<u>113,646,000</u>		P <u>113,646,000</u>
Total, Regular Programs		<u>113,646,000</u>		<u>113,646,000</u>
B. PROJECT(S)				
Locally-Funded Project(s)		<u>50,000,000</u>		<u>50,000,000</u>
Total, Project(s)		<u>50,000,000</u>		<u>50,000,000</u>
TOTAL NEW APPROPRIATIONS	P	<u>163,646,000</u>		P <u>163,646,000</u>

Special Provision(s)

1. **Prior Years' Subsidy Releases from the National Government.** The Tourism Infrastructure and Enterprise Zone Authority (TIEZA) is hereby authorized to use subsidy released for programs and projects in 2018-2021 to cover the additional funding requirements of activities or projects covered by the programs or sub-programs indicated herein. Accordingly, the TIEZA shall prepare a work and financial plan covering the projects or activities to be funded from prior years' subsidies subject to the endorsement of the TIEZA's Board of Directors, to be submitted to the DBM for approval.

2. **Special Provisions Applicable to All Government Corporations.** In addition to the foregoing special provision, the special provisions applicable to all government corporations enumerated under the Budgetary Support to Government Corporations-Others shall be observed by the TIEZA.

New Appropriations, by Programs/Activities/Projects

	Current Operating Expenditures			Total
	Personnel Services	Maintenance and Other Operating Expenses	Capital Outlays	
REGULAR PROGRAMS				
General Administration and Support				
General Management and Supervision	P	<u>113,646,000</u>		P <u>113,646,000</u>
Sub-total, General Administration and Support		<u>113,646,000</u>		<u>113,646,000</u>
Total, Regular Programs		<u>113,646,000</u>		<u>113,646,000</u>
PROJECT(S)				
Locally-Funded Project(s)				
Construction of Food Tourism Hub by the Coastal Road, Municipality of Lianga, Surigao del Sur		25,000,000		25,000,000

Construction of Fifty Feet Diving Platforms with footbridges and pathways to connect to the shoreline of Cagwait White Beach, Surigao del Sur	25,000,000	25,000,000
Sub-total, Locally-Funded Project(s)	50,000,000	50,000,000
Total, Project(s)	50,000,000	50,000,000
TOTAL NEW APPROPRIATIONS	P 163,646,000	P 163,646,000

New Appropriations, by Object of Expenditures

(In Thousand Pesos)

Current Operating Expenditures

Maintenance and Other Operating Expenses		
Financial Assistance/Subsidy		163,646
Total Maintenance and Other Operating Expenses		163,646
Total Current Operating Expenditures		163,646
TOTAL NEW APPROPRIATIONS		163,646

G.2. TOURISM PROMOTIONS BOARD

For subsidy requirements in accordance with the programs, as indicated hereunder P 100,000,000

New Appropriations, by Programs/Projects

	<u>Current Operating Expenditures</u>			<u>Total</u>
	<u>Personnel Services</u>	<u>Maintenance and Other Operating Expenses</u>	<u>Capital Outlays</u>	
A. REGULAR PROGRAMS				
Operations	P 100,000,000			P 100,000,000
MARKETING AND PROMOTIONS PROGRAM		100,000,000		100,000,000
TOTAL NEW APPROPRIATIONS	P 100,000,000			P 100,000,000

Special Provision(s)

1. **Tourism Promotions Fund.** In addition to the amount appropriated herein, the amount of One Billion One Hundred Sixty Five Million Six Hundred Ninety Two Thousand Pesos (P1,165,692,000) shall be used for tourism promotions and marketing activities of the Tourism Promotions Board (TPB) sourced from the following and constituted into the Tourism Promotions Fund in accordance with Section 55 of R.A. No. 9593:

(a) At least twenty five percent (25%) of the National Government share from PAGCOR; and

(b) At least twenty five percent (25%) of the National Government share from international airports and seaports.

Release of funds shall be subject to the submission of a Special Budget pursuant to Section 35, Chapter 5, Book VI of E.O. No. 292, s.1987.

2. **Special Provisions Applicable to All Government Corporations.** In addition to the foregoing special provision, the special provisions applicable to all government corporations enumerated under the Budgetary Support to Government Corporations-Others shall be observed by the TPB.

New Appropriations, by Programs/Activities/Projects

	Current Operating Expenditures			
	Personnel Services	Maintenance and Other Operating Expenses	Capital Outlays	Total
REGULAR PROGRAMS				
Operations				
MARKETING AND PROMOTIONS PROGRAM	P	100,000,000	P	100,000,000
International Promotions		40,000,000		40,000,000
Domestic Promotions		20,000,000		20,000,000
Meetings, Incentives, Conventions and Exhibitions or Events (MICE)		15,000,000		15,000,000
Marketing Communications		25,000,000		25,000,000
Sub-total, Operations		100,000,000		100,000,000
TOTAL NEW APPROPRIATIONS	P	100,000,000	P	100,000,000

New Appropriations, by Object of Expenditures
(In Thousand Pesos)

Current Operating Expenditures		
Maintenance and Other Operating Expenses		
Financial Assistance/Subsidy		<u>100,000</u>
Total Maintenance and Other Operating Expenses		<u>100,000</u>
Total Current Operating Expenditures		<u>100,000</u>
TOTAL NEW APPROPRIATIONS		<u><u>100,000</u></u>

H. DEPARTMENT OF TRADE AND INDUSTRY**H.1. AURORA PACIFIC ECONOMIC ZONE AND FREEPORT AUTHORITY**

For subsidy requirements in accordance with the programs, as indicated hereunder P 46,283,000

New Appropriations, by Programs/Projects

<u>Current Operating Expenditures</u>			
Personnel Services	Maintenance and Other Operating Expenses	Capital Outlays	Total

A. REGULAR PROGRAMS

General Administration and Support	P	<u>46,283,000</u>	P	<u>46,283,000</u>
TOTAL NEW APPROPRIATIONS	P	<u><u>46,283,000</u></u>	P	<u><u>46,283,000</u></u>

Special Provision(s)

1. **Special Provisions Applicable to All Government Corporations.** The special provisions applicable to all government corporations enumerated under the Budgetary Support to Government Corporations-Others shall be observed by the Aurora Pacific Economic Zone and Freeport Authority.

New Appropriations, by Programs/Activities/Projects

	<u>Current Operating Expenditures</u>			
	<u>Personnel Services</u>	<u>Maintenance and Other Operating Expenses</u>	<u>Capital Outlays</u>	<u>Total</u>
REGULAR PROGRAMS				
General Administration and Support				
General Management and Supervision	P	<u>46,283,000</u>		P <u>46,283,000</u>
Sub-total, General Administration and Support		<u>46,283,000</u>		<u>46,283,000</u>
TOTAL NEW APPROPRIATIONS	P	<u><u>46,283,000</u></u>		P <u><u>46,283,000</u></u>

New Appropriations, by Object of Expenditures
(In Thousand Pesos)

Current Operating Expenditures			
Maintenance and Other Operating Expenses			
Financial Assistance/Subsidy			<u>46,283</u>
Total Maintenance and Other Operating Expenses			<u>46,283</u>
Total Current Operating Expenditures			<u>46,283</u>
TOTAL NEW APPROPRIATIONS			<u><u>46,283</u></u>

H.2. CENTER FOR INTERNATIONAL TRADE EXPOSITIONS AND MISSIONS

For subsidy requirements in accordance with the programs, as indicated hereunder P 164,657,000

New Appropriations, by Programs/Projects

	<u>Current Operating Expenditures</u>			
	<u>Personnel Services</u>	<u>Maintenance and Other Operating Expenses</u>	<u>Capital Outlays</u>	<u>Total</u>

A. REGULAR PROGRAMS

General Administration and Support	P	33,152,000	P	33,152,000
Support to Operations		36,012,000		36,012,000
Operations		<u>95,493,000</u>		<u>95,493,000</u>
EXPORT/TRADE PROMOTION PROGRAM		<u>95,493,000</u>		<u>95,493,000</u>
TOTAL NEW APPROPRIATIONS	P	<u><u>164,657,000</u></u>	P	<u><u>164,657,000</u></u>

Special Provision(s)

1. **Special Provisions Applicable to All Government Corporations.** The special provisions applicable to all government corporations enumerated under the Budgetary Support to Government Corporations-Others shall be observed by the Center for International Trade Expositions and Missions (CITEM).

New Appropriations, by Programs/Activities/Projects

	<u>Current Operating Expenditures</u>			<u>Total</u>
	<u>Personnel Services</u>	<u>Maintenance and Other Operating Expenses</u>	<u>Capital Outlays</u>	
REGULAR PROGRAMS				
General Administration and Support				
General Management and Supervision	P	<u>33,152,000</u>		P <u>33,152,000</u>
Sub-total, General Administration and Support		<u>33,152,000</u>		<u>33,152,000</u>
Support to Operations				
Institutional promotion and information services management		<u>36,012,000</u>		<u>36,012,000</u>
Sub-total, Support to Operations		<u>36,012,000</u>		<u>36,012,000</u>
Operations				
EXPORT/TRADE PROMOTION PROGRAM		<u>95,493,000</u>		<u>95,493,000</u>
Signature Events		<u>95,493,000</u>		<u>95,493,000</u>
Sub-total, Operations		<u>95,493,000</u>		<u>95,493,000</u>
TOTAL NEW APPROPRIATIONS	P	<u><u>164,657,000</u></u>		P <u><u>164,657,000</u></u>

New Appropriations, by Object of Expenditures

(In Thousand Pesos)

Current Operating Expenditures

Maintenance and Other Operating Expenses

Financial Assistance/Subsidy	164,657
Total Maintenance and Other Operating Expenses	164,657
Total Current Operating Expenditures	164,657
TOTAL NEW APPROPRIATIONS	164,657

H.3. SMALL BUSINESS CORPORATION

For subsidy requirements in accordance with the programs, as indicated hereunder P 750,000,000

New Appropriations, by Programs/Projects

	Current Operating Expenditures		
	Personnel Services	Maintenance and Other Operating Expenses	Capital Outlays
			Total
A. REGULAR PROGRAMS			
Operations	P 750,000,000		P 750,000,000
PONDO SA PAGBABAGO AT PAG-ASENTO PROGRAM		750,000,000	750,000,000
TOTAL NEW APPROPRIATIONS	P 750,000,000		P 750,000,000

Special Provision(s)

1. **Pondo sa Pagbabago at Pag-asensto.** The amount of Seven Hundred Fifty Million Pesos (P750,000,000) appropriated herein as subsidy to the Small Business Corporation (SBC) shall be used for the implementation of the Pondo sa Pagbabago at Pag-Asenso Program, which is a microfinancing program for Micro, Small, and Medium Scale Enterprises (MSMEs). The amount shall be set-up as a separate fund and the transactions thereon shall be recorded and maintained in a separate book by the SBC.

The Secretary of Trade and Industry shall approve the program mechanics and components including the selection criteria for beneficiaries and such other factors in the implementation of the program, which shall be in accordance with R.A. No. 6977, as amended by R.A. No. 9501. The DTI shall prioritize the provinces where the absolute number of indigents and the incidence of poverty are high as identified in the latest official poverty statistics of the PSA, MSMEs of indigenous people, and sustainable rural livelihood.

2. **Special Provisions Applicable to All Government Corporations.** In addition to the foregoing special provision, the special provisions applicable to all government corporations enumerated under the Budgetary Support to Government Corporations-Others shall be observed by the SBC.

New Appropriations, by Programs/Activities/Projects

	Current Operating Expenditures		
	Personnel Services	Maintenance and Other Operating Expenses	Capital Outlays
			Total
REGULAR PROGRAMS			
Operations			
PONDO SA PAGBABAGO AT PAG-ASENTO PROGRAM		750,000,000	750,000,000
Microfinance for Lending		712,500,000	712,500,000

Mobilization and Monitoring	<u>37,500,000</u>	<u>37,500,000</u>
Sub-total, Operations	<u>750,000,000</u>	<u>750,000,000</u>
TOTAL NEW APPROPRIATIONS	P <u>750,000,000</u>	P <u>750,000,000</u>

New Appropriations, by Object of Expenditures
(In Thousand Pesos)

Current Operating Expenditures

Maintenance and Other Operating Expenses		
Financial Assistance/Subsidy		<u>750,000</u>
Total Maintenance and Other Operating Expenses		<u>750,000</u>
Total Current Operating Expenditures		<u>750,000</u>
TOTAL NEW APPROPRIATIONS		<u>750,000</u>

I. DEPARTMENT OF TRANSPORTATION

I.1. CIVIL AVIATION AUTHORITY OF THE PHILIPPINES

For subsidy requirements in accordance with the programs, as indicated hereunder P 100,000,000

New Appropriations, by Program/Projects

<u>Current Operating Expenditures</u>			
<u>Personnel Services</u>	<u>Maintenance and Other Operating Expenses</u>	<u>Capital Outlays</u>	<u>Total</u>
A. REGULAR PROGRAMS			
General Administration and Support	P <u>100,000,000</u>		P <u>100,000,000</u>
TOTAL NEW APPROPRIATIONS	P <u>100,000,000</u>		P <u>100,000,000</u>

Special Provision(s)

1. **Subsidy for the Civil Aviation Authority of the Philippines.** The amount of One Hundred Million Pesos (P100,000,000) appropriated herein as subsidy to the Civil Aviation Authority of the Philippines (CAAP) shall be used for its operating requirements.

2. **Special Provisions Applicable to All Government Corporations.** In addition to the foregoing special provision, the special provisions applicable to all government corporations enumerated under the Budgetary Support to Government Corporations-Others shall be observed by the CAAP.

New Appropriations, by Programs/Activities/Projects

<u>Current Operating Expenditures</u>			
<u>Personnel Services</u>	<u>Maintenance and Other Operating Expenses</u>	<u>Capital Outlays</u>	<u>Total</u>

REGULAR PROGRAMS

General Administration and Support

General Management and Supervision

P 100,000,000

P 100,000,000

Sub-total, General Administration and Support

100,000,000

100,000,000

TOTAL NEW APPROPRIATIONS

P 100,000,000

P 100,000,000

New Appropriations, by Object of Expenditures

(In Thousand Pesos)

Current Operating Expenditures

Maintenance and Other Operating Expenses

Financial Assistance/Subsidy

100,000

Total Maintenance and Other Operating Expenses

100,000

Total Current Operating Expenditures

100,000

TOTAL NEW APPROPRIATIONS

100,000

I.2. LIGHT RAIL TRANSIT AUTHORITY

For subsidy requirements in accordance with the programs and project(s), as indicated hereunder P 1,053,363,000

New Appropriations, by Programs/ProjectsCurrent Operating Expenditures

<u>Personnel Services</u>	<u>Maintenance and Other Operating Expenses</u>	<u>Capital Outlays</u>	<u>Total</u>
---------------------------	---	------------------------	--------------

A. REGULAR PROGRAMS

General Administration and Support

P 162,345,000

P 162,345,000

Total, Regular Programs

162,345,000

162,345,000

B. PROJECT(S)

Locally-Funded Project(s)

891,018,000

891,018,000

Total, Project(s)

891,018,000

891,018,000

TOTAL NEW APPROPRIATIONS

P 1,053,363,000

P 1,053,363,000

Special Provision(s)

1. **Prior Years' Subsidy Releases from the National Government.** The Light Rail Transit Authority (LRTA) is hereby authorized to use subsidy released for programs and projects in 2018-2021 to cover the additional funding requirements of activities or projects covered by the programs or sub-programs indicated herein. Accordingly, the LRTA shall prepare a work and financial plan covering the projects or activities to be funded from prior years' subsidies subject to the endorsement of LRTA's Board of Directors, to be submitted to the DBM for approval.

2. Special Provisions Applicable to All Government Corporations. In addition to the foregoing special provision, the special provisions applicable to all government corporations enumerated under the Budgetary Support to Government Corporations-Others shall be observed by the LRTA.

New Appropriations, by Programs/Activities/Projects

	Current Operating Expenditures			
	Personnel Services	Maintenance and Other Operating Expenses	Capital Outlays	Total
REGULAR PROGRAMS				
General Administration and Support				
General Management and Supervision	P	162,345,000		P 162,345,000
Sub-total, General Administration and Support		162,345,000		162,345,000
Total, Regular Programs		162,345,000		162,345,000
PROJECT(S)				
Locally-Funded Project(s)				
Systems and Facilities Improvement Rehabilitation and Modernization Program		891,018,000		891,018,000
Sub-total, Locally-Funded Project(s)		891,018,000		891,018,000
Total, Project(s)		891,018,000		891,018,000
TOTAL NEW APPROPRIATIONS	P	1,053,363,000		P 1,053,363,000

New Appropriations, by Object of Expenditures
(In Thousand Pesos)

Current Operating Expenditures		
Maintenance and Other Operating Expenses		
Financial Assistance/Subsidy		1,053,363
Total Maintenance and Other Operating Expenses		1,053,363
Total Current Operating Expenditures		1,053,363
TOTAL NEW APPROPRIATIONS		<u>1,053,363</u>

I.3. PHILIPPINE NATIONAL RAILWAYS

For subsidy requirements in accordance with the programs, as indicated hereunder P 740,257,000

New Appropriations, by Program/Projects

	<u>Current Operating Expenditures</u>			<u>Total</u>
	<u>Personnel Services</u>	<u>Maintenance and Other Operating Expenses</u>	<u>Capital Outlays</u>	
A. REGULAR PROGRAMS				
General Administration and Support	P	336,255,000		P 336,255,000
Operations		<u>404,002,000</u>		<u>404,002,000</u>
RAILWAY SYSTEM MAINTENANCE PROGRAM		<u>404,002,000</u>		<u>404,002,000</u>
TOTAL NEW APPROPRIATIONS	P	<u><u>740,257,000</u></u>		P <u><u>740,257,000</u></u>

Special Provision(s)

1. **Subsidy to the Philippine National Railways.** The amount of Seven Hundred Forty Million Two Hundred Fifty Seven Thousand Pesos (P740,257,000) appropriated herein under the subsidy for the Philippine National Railways (PNR) shall be used for its operating requirements and railway system maintenance.

2. **Prior Years' Subsidy Releases from the National Government.** The PNR is hereby authorized to use subsidy released for programs and projects in 2018-2021 to cover the additional funding requirements of activities or projects covered by the programs or sub-programs indicated herein. Accordingly, the PNR shall prepare a work and financial plan covering the projects or activities to be funded from prior years' subsidies subject to the endorsement of the PNR's Board of Directors, to be submitted to the DBM for approval.

3. **Special Provisions Applicable to All Government Corporations.** In addition to the foregoing special provisions, the special provisions applicable to all government corporations enumerated under the Budgetary Support to Government Corporations-Others shall be observed by the PNR.

New Appropriations, by Programs/Activities/Projects

	<u>Current Operating Expenditures</u>			<u>Total</u>
	<u>Personnel Services</u>	<u>Maintenance and Other Operating Expenses</u>	<u>Capital Outlays</u>	
REGULAR PROGRAMS				
General Administration and Support				
General Management and Supervision	P	<u>336,255,000</u>		P <u>336,255,000</u>
Sub-total, General Administration and Support		<u>336,255,000</u>		<u>336,255,000</u>
Operations				
RAILWAY SYSTEM MAINTENANCE PROGRAM		<u>404,002,000</u>		<u>404,002,000</u>
Railway System Maintenance		<u>404,002,000</u>		<u>404,002,000</u>
Sub-total, Operations		<u>404,002,000</u>		<u>404,002,000</u>
TOTAL NEW APPROPRIATIONS	P	<u><u>740,257,000</u></u>		P <u><u>740,257,000</u></u>

New Appropriations, by Object of Expenditures

(In Thousand Pesos)

Current Operating Expenditures

Maintenance and Other Operating Expenses	
Financial Assistance/Subsidy	740,257
Total Maintenance and Other Operating Expenses	740,257
Total Current Operating Expenditures	740,257
TOTAL NEW APPROPRIATIONS	740,257

J. NATIONAL ECONOMIC AND DEVELOPMENT AUTHORITY**J.1. PHILIPPINE INSTITUTE FOR DEVELOPMENT STUDIES**

For subsidy requirements in accordance with the programs, as indicated hereunder P 254,609,000

New Appropriations, by Program/Projects

	Current Operating Expenditures			Total
	Personnel Services	Maintenance and Other Operating Expenses	Capital Outlays	
A. REGULAR PROGRAMS				
General Administration and Support	P	69,761,000	P	69,761,000
Support to Operations		20,430,000		20,430,000
Operations		164,418,000		164,418,000
SOCIO-ECONOMIC POLICY RESEARCH PROGRAM		164,418,000		164,418,000
TOTAL NEW APPROPRIATIONS	P	254,609,000	P	254,609,000

Special Provision(s)

1. **Socio-Economic Policy Research Program.** The amount of One Hundred Sixty Four Million Four Hundred Eighteen Thousand Pesos (P164,418,000) appropriated herein under the Socio-Economic Policy Research Program includes Nineteen Million Six Hundred Six Thousand Pesos (P19,606,000) for the Second Congressional Commission on Education (EDCOM II) Research Program pursuant to R.A. No. 11899.

2. **Prior Years' Subsidy Releases from the National Government.** The Philippine Institute for Development Studies (PIDS) is hereby authorized to use subsidy released for programs and projects in 2018-2021 to cover the additional funding requirements of activities or projects covered by the programs or sub-programs indicated herein. Accordingly, the PIDS shall prepare a work and financial plan covering the projects or activities to be funded from prior years' subsidies subject to the endorsement of the PIDS' Board of Trustees, to be submitted to the DBM for approval.

3. **Special Provisions Applicable to All Government Corporations.** In addition to the foregoing special provisions, the special provisions applicable to all government corporations enumerated under the Budgetary Support to Government Corporations-Others shall be observed by the PIDS.

New Appropriations, by Programs/Activities/Projects

	Current Operating Expenditures			Total
	Personnel Services	Maintenance and Other Operating Expenses	Capital Outlays	

REGULAR PROGRAMS

General Administration and Support

General Management and Supervision	P	<u>69,761,000</u>	P	<u>69,761,000</u>
------------------------------------	---	-------------------	---	-------------------

Sub-total, General Administration and Support		<u>69,761,000</u>		<u>69,761,000</u>
---	--	-------------------	--	-------------------

Support to Operations

Operations of the Philippine APEC Study Center Network (PASCN)		2,849,000		2,849,000
---	--	-----------	--	-----------

Publication, Seminars, Information and Communications Technology Services, and Research Program Management		<u>17,581,000</u>		<u>17,581,000</u>
---	--	-------------------	--	-------------------

Sub-total, Support to Operations		<u>20,430,000</u>		<u>20,430,000</u>
----------------------------------	--	-------------------	--	-------------------

Operations

SOCIO-ECONOMIC POLICY RESEARCH PROGRAM		<u>164,418,000</u>		<u>164,418,000</u>
--	--	--------------------	--	--------------------

Conduct of policy research		<u>164,418,000</u>		<u>164,418,000</u>
----------------------------	--	--------------------	--	--------------------

Sub-total, Operations		<u>164,418,000</u>		<u>164,418,000</u>
-----------------------	--	--------------------	--	--------------------

TOTAL NEW APPROPRIATIONS	P	<u><u>254,609,000</u></u>	P	<u><u>254,609,000</u></u>
--------------------------	---	---------------------------	---	---------------------------

New Appropriations, by Object of Expenditures
(In Thousand Pesos)

Current Operating Expenditures

Maintenance and Other Operating Expenses

Financial Assistance/Subsidy			<u>254,609</u>
------------------------------	--	--	----------------

Total Maintenance and Other Operating Expenses			<u>254,609</u>
--	--	--	----------------

Total Current Operating Expenditures			<u>254,609</u>
--------------------------------------	--	--	----------------

TOTAL NEW APPROPRIATIONS			<u><u>254,609</u></u>
--------------------------	--	--	-----------------------

K. OFFICE OF THE PRESS SECRETARY (formerly PRESIDENTIAL COMMUNICATIONS OPERATIONS OFFICE)**K.1. INTERCONTINENTAL BROADCASTING CORPORATION**

For subsidy requirements in accordance with the programs, as indicated hereunder	P	<u><u>187,899,000</u></u>
--	---	---------------------------

New Appropriations, by Program/Projects

<u>Current Operating Expenditures</u>			
	Maintenance and Other Operating Expenses	Capital Outlays	Total
<u>Personnel Services</u>			

A. REGULAR PROGRAMS

General Administration and Support	P	<u>187,899,000</u>	P	<u>187,899,000</u>
TOTAL NEW APPROPRIATIONS	P	<u><u>187,899,000</u></u>	P	<u><u>187,899,000</u></u>

Special Provision(s)

1. Subsidy to the Intercontinental Broadcasting Corporation. The amount of One Hundred Twenty Three Million Sixty Five Thousand Pesos (P123,065,000) and Sixty Four Million Eight Hundred Thirty Four Thousand Pesos (P64,834,000) appropriated herein shall be used as payment for the salaries of Intercontinental Broadcasting Corporation (IBC-13) personnel and unpaid retirement benefits of retirees from 2009-2023, respectively.

Release of funds shall be subject to the submission of a Special Budget pursuant to Section 35, Chapter 5, Book VI of E.O. No. 292 s. of 1987.
(CONDITIONAL IMPLEMENTATION- President's Veto Message, December 16, 2022, Volume I-B, page 790, R.A. No. 11936)

2. Special Provisions Applicable to All Government Corporations. In addition to the foregoing special provision, the special provisions applicable to all government corporations enumerated under the Budgetary Support to Government Corporations-Others shall be observed by the IBC.

New Appropriations, by Programs/Projects

<u>Current Operating Expenditures</u>			
<u>Personnel Services</u>	<u>Maintenance and Other Operating Expenses</u>	<u>Capital Outlays</u>	<u>Total</u>

REGULAR PROGRAMS

General Administration and Support			
General Management and Supervision	P	<u>187,899,000</u>	P <u>187,899,000</u>
Sub-total, General Administration and Support		<u>187,899,000</u>	<u>187,899,000</u>
TOTAL NEW APPROPRIATIONS	P	<u><u>187,899,000</u></u>	P <u><u>187,899,000</u></u>

New Appropriations, by Object of Expenditures
(In Thousand Pesos)

Current Operating Expenditures	
Maintenance and Other Operating Expenses	
Financial Assistance/Subsidy	<u>187,899</u>
Total Maintenance and Other Operating Expenses	<u>187,899</u>
Total Current Operating Expenditures	<u>187,899</u>
TOTAL NEW APPROPRIATIONS	<u><u>187,899</u></u>

K.2. PEOPLE'S TELEVISION NETWORK, INCORPORATED

For subsidy requirements in accordance with the programs, as indicated hereunder P 125,159,000

New Appropriations, by Program/Projects

	<u>Current Operating Expenditures</u>			
	<u>Personnel Services</u>	<u>Maintenance and Other Operating Expenses</u>	<u>Capital Outlays</u>	<u>Total</u>
A. REGULAR PROGRAMS				
General Administration and Support	P	<u>125,159,000</u>	P	<u>125,159,000</u>
TOTAL NEW APPROPRIATIONS	P	<u><u>125,159,000</u></u>	P	<u><u>125,159,000</u></u>

Special Provision(s)

1. **Special Provisions Applicable to All Government Corporations.** The special provisions applicable to all government corporations enumerated under the Budgetary Support to Government Corporations-Others shall be observed by the PTNI.

New Appropriations, by Programs/Projects

	<u>Current Operating Expenditures</u>			
	<u>Personnel Services</u>	<u>Maintenance and Other Operating Expenses</u>	<u>Capital Outlays</u>	<u>Total</u>
REGULAR PROGRAMS				
General Administration and Support				
General Management and Supervision	P	<u>125,159,000</u>	P	<u>125,159,000</u>
Sub-total, General Administration and Support		<u>125,159,000</u>		<u>125,159,000</u>
TOTAL NEW APPROPRIATIONS	P	<u>125,159,000</u>	P	<u>125,159,000</u>

New Appropriations, by Object of Expenditures

(In Thousand Pesos)

Current Operating Expenditures

Maintenance and Other Operating Expenses

Financial Assistance/Subsidy		<u>125,159</u>
------------------------------	--	----------------

Total Maintenance and Other Operating Expenses		<u>125,159</u>
--	--	----------------

Total Current Operating Expenditures		<u>125,159</u>
--------------------------------------	--	----------------

TOTAL NEW APPROPRIATIONS		<u><u>125,159</u></u>
---------------------------------	--	-----------------------

L. OTHER EXECUTIVE OFFICES**L.1. AUTHORITY OF THE FREEPORT AREA OF BATAAN**

For equity requirements in accordance with the programs, as indicated hereunder	P	<u><u>191,260,000</u></u>
---	---	---------------------------

New Appropriations, by Program/Projects

	Current Operating Expenditures			Total
	Personnel Services	Maintenance and Other Operating Expenses	Capital Outlays	
A. REGULAR PROGRAMS				
Operations			P 191,260,000	P 191,260,000
ECOZONE DEVELOPMENT PROGRAM			191,260,000	191,260,000
TOTAL NEW APPROPRIATIONS			P 191,260,000	P 191,260,000

Special Provision(s)

1. **Special Provisions Applicable to All Government Corporations.** The special provisions applicable to all government corporations enumerated under the Budgetary Support to Government Corporations-Others shall be observed by the Authority of the Freeport Area of Bataan.

New Appropriations, by Programs/Activities/Projects

	Current Operating Expenditures			Total
	Personnel Services	Maintenance and Other Operating Expenses	Capital Outlays	
REGULAR PROGRAMS				
Operations				
ECOZONE DEVELOPMENT PROGRAM			P 191,260,000	P 191,260,000
Ecozone infrastructure development			191,260,000	191,260,000
Sub-total, Operations			191,260,000	191,260,000
TOTAL NEW APPROPRIATIONS			P 191,260,000	P 191,260,000

New Appropriations, by Object of Expenditures
(In Thousand Pesos)

Capital Outlays		
Investment Outlay		191,260
Total Capital Outlays		191,260
TOTAL NEW APPROPRIATIONS		191,260

L.2. BASES CONVERSION AND DEVELOPMENT AUTHORITY

For subsidy requirements in accordance with the programs and project(s), as indicated hereunder P 2,684,371,000

New Appropriations, by Program/Projects

	<u>Current Operating Expenditures</u>			
	<u>Personnel Services</u>	<u>Maintenance and Other Operating Expenses</u>	<u>Capital Outlays</u>	<u>Total</u>
A. PROJECT(S)				
Locally-Funded Project(s)	P	<u>2,684,371,000</u>		P <u>2,684,371,000</u>
TOTAL NEW APPROPRIATIONS	P	<u>2,684,371,000</u>		P <u>2,684,371,000</u>

Special Provision(s)

1. **Subsidy to the Bases Conversion and Development Authority.** The amount of Two Billion Six Hundred Eighty Four Million Three Hundred Seventy One Thousand Pesos (P2,684,371,000) appropriated herein under the subsidy to the Bases Conversion and Development Authority (BCDA) shall be used for the implementation of the Infrastructure Development Program of the BCDA.

Release of funds shall be subject to the submission of program of works.

2. **Special Provisions Applicable to All Government Corporations.** In addition to the foregoing special provision, the special provisions applicable to all government corporations enumerated under the Budgetary Support to Government Corporations-Others shall be observed by the BCDA.

New Appropriations, by Programs/Activities/Projects

PROJECT(S)	Current Operating Expenditures			
	Personnel Services	Maintenance and Other Operating Expenses	Capital Outlays	Total
Locally-Funded Project(s)				
Development of the New Clark City	P	830,000,000	P	830,000,000
Subic-Clark Railway Project		78,000,000		78,000,000
Military Replication Projects		1,279,085,000		1,279,085,000
Clark Airport Facilities		252,411,000		252,411,000
Construction of facilities/amenities for the National Academy of Sports (NAS) Main Campus		50,000,000		50,000,000
Operation and Maintenance of the NCC Sports Facilities		<u>194,875,000</u>		<u>194,875,000</u>
Sub-total, Locally-Funded Project(s)		<u>2,684,371,000</u>		<u>2,684,371,000</u>
Total, Project(s)		<u>2,684,371,000</u>		<u>2,684,371,000</u>
TOTAL NEW APPROPRIATIONS	P	<u>2,684,371,000</u>	P	<u>2,684,371,000</u>

New Appropriations, by Object of Expenditures

(In Thousand Pesos)

Current Operating Expenditures

Maintenance and Other Operating Expenses	
Financial Assistance/Subsidy	2,684,371
Total Maintenance and Other Operating Expenses	2,684,371
Total Current Operating Expenditures	2,684,371
TOTAL NEW APPROPRIATIONS	2,684,371

L.3. CAGAYAN ECONOMIC ZONE AUTHORITY

For equity requirements in accordance with the programs, as indicated hereunder P 500,000,000

New Appropriations, by Programs/Projects

	Current Operating Expenditures			Total
	Personnel Services	Maintenance and Other Operating Expenses	Capital Outlays	
A. REGULAR PROGRAMS				
Operations			P <u>500,000,000</u>	P <u>500,000,000</u>
ECOZONE DEVELOPMENT PROGRAM			<u>500,000,000</u>	<u>500,000,000</u>
TOTAL NEW APPROPRIATIONS			P <u>500,000,000</u>	P <u>500,000,000</u>

Special Provision(s)

1. **Special Provisions Applicable to All Government Corporations.** The special provisions applicable to all government corporations enumerated under the Budgetary Support to Government Corporations-Others shall be observed by the Cagayan Economic Zone Authority.

New Appropriations, by Programs/Activities/Projects

	Current Operating Expenditures			Total
	Personnel Services	Maintenance and Other Operating Expenses	Capital Outlays	
REGULAR PROGRAMS				
Operations				
ECOZONE DEVELOPMENT PROGRAM			P <u>500,000,000</u>	P <u>500,000,000</u>
Ecozone infrastructure development			<u>500,000,000</u>	<u>500,000,000</u>
Sub-total, Operations			<u>500,000,000</u>	<u>500,000,000</u>
TOTAL NEW APPROPRIATIONS			P <u>500,000,000</u>	P <u>500,000,000</u>

New Appropriations, by Object of Expenditures
(In Thousand Pesos)

Capital Outlays

Investment Outlay	500,000
Total Capital Outlays	500,000
TOTAL NEW APPROPRIATIONS	500,000

L.4. CREDIT INFORMATION CORPORATION

For subsidy requirements in accordance with the programs, as indicated hereunder P 60,000,000

New Appropriations, by Program/Projects

	Current Operating Expenditures			Total
	Personnel Services	Maintenance and Other Operating Expenses	Capital Outlays	
A. REGULAR PROGRAMS				
General Administration and Support	P 60,000,000			P 60,000,000
TOTAL NEW APPROPRIATIONS	P <u>60,000,000</u>			P <u>60,000,000</u>

Special Provision(s)

1. **Special Provisions Applicable to All Government Corporations.** The special provisions applicable to all government corporations enumerated under the Budgetary Support to Government Corporations-Others shall be observed by the Credit Information Corporation.

New Appropriations, by Programs/Activities/Projects

	Current Operating Expenditures			Total
	Personnel Services	Maintenance and Other Operating Expenses	Capital Outlays	
REGULAR PROGRAMS				
General Administration and Support				
General Management and Supervision	P 60,000,000			P 60,000,000
Sub-total, General Administration and Support		60,000,000		60,000,000
TOTAL NEW APPROPRIATIONS	P <u>60,000,000</u>			P <u>60,000,000</u>

New Appropriations, by Object of Expenditures
(In Thousand Pesos)

Current Operating Expenditures

Maintenance and Other Operating Expenses

Financial Assistance/Subsidy	60,000
Total Maintenance and Other Operating Expenses	60,000
Total Current Operating Expenditures	60,000
TOTAL NEW APPROPRIATIONS	60,000

L.5. CULTURAL CENTER OF THE PHILIPPINES

For subsidy requirements in accordance with the programs, as indicated hereunder P 456,267,000

New Appropriations, by Programs/Projects

	Current Operating Expenditures			Total
	Personnel Services	Maintenance and Other Operating Expenses	Capital Outlays	
A. REGULAR PROGRAMS				
General Administration and Support	P	205,646,000	P	205,646,000
Operations		<u>250,621,000</u>		<u>250,621,000</u>
PHILIPPINE ARTS AND CULTURE PROMOTION AND DEVELOPMENT PROGRAM		<u>250,621,000</u>		<u>250,621,000</u>
TOTAL NEW APPROPRIATIONS	P	<u>456,267,000</u>	P	<u>456,267,000</u>

Special Provision(s)

1. **Tobacco Inspection Fees.** The amount of Five Million Pesos (P5,000,000) shall be used by the Cultural Center of the Philippines (CCP) to augment its MOOE sourced from fifty percent (50%) of the tobacco inspection fees collected in accordance with Section 143 of P.D. No. 1158, as amended.

Release of funds shall be subject to the submission of a Special Budget pursuant to Section 35, Chapter 5, Book VI of E.O. No. 292, s. 1987.

2. **Prior Years' Subsidy Releases from the National Government.** The CCP is hereby authorized to use subsidy released for programs and projects in 2018-2021 to cover the additional funding requirements of activities or projects covered by the programs or sub-programs indicated herein. Accordingly, the CCP shall prepare a work and financial plan covering the projects or activities to be funded from prior years' subsidies subject to the endorsement of the CCP's Board of Directors, to be submitted to the DBM for approval.

3. **Special Provisions Applicable to All Government Corporations.** In addition to the foregoing special provisions, the special provisions applicable to all government corporations enumerated under the Budgetary Support to Government Corporations-Others shall be observed by the CCP.

New Appropriations, by Programs/Activities/Projects

	Current Operating Expenditures			Total
	Personnel Services	Maintenance and Other Operating Expenses	Capital Outlays	
REGULAR PROGRAMS				
General Administration and Support				
General Management and Supervision	P	205,646,000	P	205,646,000
Sub-total, General Administration and Support		<u>205,646,000</u>		<u>205,646,000</u>

Operations

PHILIPPINE ARTS AND CULTURE PROMOTION
AND DEVELOPMENT PROGRAM

250,621,000

250,621,000

Presentation of cultural and artistic events,
arts, education and cultural exchange

250,621,000

250,621,000

Sub-total, Operations

250,621,000

250,621,000

TOTAL NEW APPROPRIATIONS

P 456,267,000

P 456,267,000

New Appropriations, by Object of Expenditures
(In Thousand Pesos)

Current Operating Expenditures

Maintenance and Other Operating Expenses

Financial Assistance/Subsidy

456,267

Total Maintenance and Other Operating Expenses

456,267

Total Current Operating Expenditures

456,267

TOTAL NEW APPROPRIATIONS

456,267

L.6. DEVELOPMENT ACADEMY OF THE PHILIPPINES

For subsidy requirements in accordance with the programs and project(s), as indicated hereunder P 681,994,000

New Appropriations, by Programs/ProjectsCurrent Operating Expenditures

<u>Personnel Services</u>	<u>Maintenance and Other Operating Expenses</u>	<u>Capital Outlays</u>	<u>Total</u>
---------------------------	---	------------------------	--------------

A. REGULAR PROGRAMS

Operations

P 564,004,000

P 564,004,000

EDUCATION AND TRAINING PROGRAM

322,341,000

322,341,000

RESEARCH AND TECHNICAL ASSISTANCE
ON PUBLIC SECTOR PRODUCTIVITY PROGRAM

241,663,000

241,663,000

Total, Regular Programs

564,004,000

564,004,000

B. PROJECT(S)

Locally-Funded Project(s)

117,990,000

117,990,000

Total, Project(s)

117,990,000

117,990,000

TOTAL NEW APPROPRIATIONS

P 681,994,000

P 681,994,000

Special Provision(s)

1. **Special Provisions Applicable to All Government Corporations.** The special provisions applicable to all government corporations enumerated under the Budgetary Support to Government Corporations-Others shall be observed by the Development Academy of the Philippines.

New Appropriations, by Programs/Activities/Projects

	Current Operating Expenditures			
	Personnel Services	Maintenance and Other Operating Expenses	Capital Outlays	Total
REGULAR PROGRAMS				
Operations				
EDUCATION AND TRAINING PROGRAM	P	322,341,000	P	322,341,000
Public Management and Development Program (PMDP)		176,054,000		176,054,000
Support to the projects and programs of the Productivity Development Center		22,000,000		22,000,000
Education and Training Capability Building Seminar		78,287,000		78,287,000
Adaptive Governance and Innovation for Local Executives (AGILE) Program (Phase II)		20,000,000		20,000,000
Massive Open Online Courses on Data Science and Analytics (SPARTA)		10,000,000		10,000,000
Support for the Academic Programs of the Graduate School of Public and Development Management		11,000,000		11,000,000
Capability Development Program on Environmental Governance and Management for Resiliency and Future Readiness of Local Policy Makers		5,000,000		5,000,000
RESEARCH AND TECHNICAL ASSISTANCE ON PUBLIC SECTOR PRODUCTIVITY PROGRAM		241,663,000		241,663,000
Harmonization of the National Government-Performance Monitoring, Information and Reporting System-Results Based Performance Management System (RBPMS)		28,053,000		28,053,000
Center for Excellence on Public Sector Productivity		42,579,000		42,579,000
Modernizing Government Regulations (MGR) for National Competitiveness and Productivity		34,095,000		34,095,000
Government Quality Management Program (GQMP)		80,600,000		80,600,000
Research Programs of the Graduate School of Public and Development Management		3,214,000		3,214,000
Research on the Sustainable Development Goals and Futures Thinking		29,122,000		29,122,000

Center for Excellence for Data Science and Analytics (CEDSA)	3,500,000	3,500,000
Smart and Creative Communities Program	10,500,000	10,500,000
Foresight and Anticipatory Governance Program	10,000,000	10,000,000
Sub-total, Operations	564,004,000	564,004,000
Total, Programs	564,004,000	564,004,000

PROJECT(S)

Locally -Funded Project(s)

DAP Idea Generation Hub	18,358,000	18,358,000
Construction of New Training Building in Tagaytay	99,632,000	99,632,000
Sub-total, Locally-Funded Project(s)	117,990,000	117,990,000
Total, Project(s)	117,990,000	117,990,000
TOTAL NEW APPROPRIATIONS	P 681,994,000	P 681,994,000

New Appropriations, by Object of Expenditures
(In Thousand Pesos)

Current Operating Expenditures

Maintenance and Other Operating Expenses		
Financial Assistance/Subsidy		681,994
Total Maintenance and Other Operating Expenses		681,994
Total Current Operating Expenditures		681,994
TOTAL NEW APPROPRIATIONS		681,994

L.7. PHILIPPINE CENTER FOR ECONOMIC DEVELOPMENT

For subsidy requirements in accordance with the programs, as indicated hereunder P 37,435,000

New Appropriations, by Programs/Projects

<u>Current Operating Expenditures</u>			
<u>Personnel Services</u>	<u>Maintenance and Other Operating Expenses</u>	<u>Capital Outlays</u>	<u>Total</u>

A. REGULAR PROGRAMS

Operations	P <u>37,435,000</u>	P <u>37,435,000</u>
------------	---------------------	---------------------

TEACHING AND RESEARCH PROGRAM	37,435,000	37,435,000
TOTAL NEW APPROPRIATIONS	P 37,435,000	P 37,435,000

Special Provision(s)

1. **Subsidy to the Philippine Center for Economic Development.** The amount of Thirty Seven Million Four Hundred Thirty Five Thousand Pesos (P37,435,000) appropriated herein under the subsidy to the Philippine Center for Economic Development (PCED) shall be used for the implementation of the Teaching and Research Program of the PCED.

2. **Special Provisions Applicable to All Government Corporations.** In addition to the foregoing special provision, the special provisions applicable to all government corporations enumerated under the Budgetary Support to Government Corporations-Others shall be observed by the PCED.

New Appropriations, by Programs/Activities/Projects

	Current Operating Expenditures		
	Personnel Services	Maintenance and Other Operating Expenses	Capital Outlays
			Total
REGULAR PROGRAMS			
Operations			
TEACHING AND RESEARCH PROGRAM	P 37,435,000		P 37,435,000
Provision of financial grant to MDE/MA Graduate Students and UPSE Faculty/Graduates	37,435,000		37,435,000
Sub-total, Operations	37,435,000		37,435,000
TOTAL NEW APPROPRIATIONS	P 37,435,000		P 37,435,000

New Appropriations, by Object of Expenditures
(In Thousand Pesos)

Current Operating Expenditures	
Maintenance and Other Operating Expenses	
Financial Assistance/Subsidy	37,435
Total Maintenance and Other Operating Expenses	37,435
Total Current Operating Expenditures	37,435
TOTAL NEW APPROPRIATIONS	37,435

L.8. PHILIPPINE POSTAL CORPORATION

For subsidy requirements in accordance with the programs, as indicated hereunder P 45,000,000

New Appropriations, by Programs/Projects

	Current Operating Expenditures		
	Personnel Services	Maintenance and Other Operating Expenses	Capital Outlays
			Total

A. REGULAR PROGRAMS

Operations	P	45,000,000	P	45,000,000
POSTAL SERVICE PROGRAM		45,000,000		45,000,000
TOTAL NEW APPROPRIATIONS	P	45,000,000	P	45,000,000

Special Provision(s)

1. **Subsidy to the Philippine Postal Corporation.** The amount of Forty Five Million Pesos (P45,000,000) appropriated herein as subsidy to the Philippine Postal Corporation (PHLPost) shall be used for its operating requirements.

Release of funds shall be subject to the submission of a Special Budget pursuant to Section 35, Chapter 5, Book VI of E.O. No. 292, s. of 1987.

2. **Special Provisions Applicable to All Government Corporations.** In addition to the foregoing special provision, the special provisions applicable to all government corporations enumerated under the Budgetary Support to Government Corporations-Others shall be observed by the PHLPost.

New Appropriations, by Programs/Activities/Projects

	<u>Current Operating Expenditures</u>			
	<u>Personnel Services</u>	<u>Maintenance and Other Operating Expenses</u>	<u>Capital Outlays</u>	<u>Total</u>
REGULAR PROGRAMS				
Operations				
POSTAL SERVICE PROGRAM	P	45,000,000		P 45,000,000
Reimbursement of franking privilege service		45,000,000		45,000,000
Sub-total, Operations		45,000,000		45,000,000
TOTAL NEW APPROPRIATIONS	P	45,000,000		P 45,000,000

New Appropriations, by Object of Expenditures

(In Thousand Pesos)

Current Operating Expenditures**Maintenance and Other Operating Expenses**

Financial Assistance/Subsidy	45,000
------------------------------	--------

Total Maintenance and Other Operating Expenses	45,000
--	--------

Total Current Operating Expenditures	45,000
--------------------------------------	--------

TOTAL NEW APPROPRIATIONS	45,000
--------------------------	--------

L.9. SOUTHERN PHILIPPINES DEVELOPMENT AUTHORITY

For subsidy requirements in accordance with the programs, as indicated hereunder P 74,010,000

New Appropriations, by Programs/Projects

	<u>Current Operating Expenditures</u>			
	<u>Personnel Services</u>	<u>Maintenance and Other Operating Expenses</u>	<u>Capital Outlays</u>	<u>Total</u>
A. REGULAR PROGRAMS				
General Administration and Support	P	<u>74,010,000</u>		P <u>74,010,000</u>
TOTAL NEW APPROPRIATIONS	P	<u>74,010,000</u>		P <u>74,010,000</u>

Special Provision(s)

1. **Special Provisions Applicable to All Government Corporations.** The special provisions applicable to all government corporations enumerated under the Budgetary Support to Government Corporations-Others shall be observed by the Southern Philippines Development Authority.

New Appropriations, by Programs/Activities/Projects

	Current Operating Expenditures			
	Personnel Services	Maintenance and Other Operating Expenses	Capital Outlays	Total
REGULAR PROGRAMS				
General Administration and Support				
General Management and Supervision	P	74,010,000		P 74,010,000
Sub-total, General Administration and Support		74,010,000		74,010,000
TOTAL NEW APPROPRIATIONS	P	74,010,000		P 74,010,000

New Appropriations, by Object of Expenditures
(In Thousand Pesos)

Current Operating Expenditures

Maintenance and Other Operating Expenses

Financial Assistance/Subsidy		74,010
------------------------------	--	--------

Total Maintenance and Other Operating Expenses		74,010
--	--	--------

Total Current Operating Expenditures		74,010
--------------------------------------	--	--------

TOTAL NEW APPROPRIATIONS		74,010
---------------------------------	--	---------------

L.10. SUBIC BAY METROPOLITAN AUTHORITY

For subsidy requirements in accordance with the programs, as indicated hereunder P 592,894,000

New Appropriations, by Programs/Projects

	<u>Current Operating Expenditures</u>			
	<u>Personnel Services</u>	<u>Maintenance and Other Operating Expenses</u>	<u>Capital Outlays</u>	<u>Total</u>
A. REGULAR PROGRAMS				
Operations	P	<u>592,894,000</u>		P <u>592,894,000</u>
ECOZONE DEVELOPMENT PROGRAM		<u>592,894,000</u>		<u>592,894,000</u>
TOTAL NEW APPROPRIATIONS	P	<u>592,894,000</u>		P <u>592,894,000</u>

Special Provision(s)

1. **Subsidy to the Subic Bay Metropolitan Authority.** The amount of Five Hundred Ninety Two Million Eight Hundred Ninety Four Thousand Pesos (P592,894,000) appropriated herein as subsidy to the Subic Bay Metropolitan Authority (SBMA) shall be used for its ecozone infrastructure development.

Release of funds shall be subject to the submission of program of works.

2. **Prior Years' Subsidy Releases from the National Government.** The SBMA is hereby authorized to use subsidy released for programs and projects in 2018-2021 to cover the additional funding requirements of activities or projects covered by the programs or sub-programs indicated herein. Accordingly, the SBMA shall prepare a work and financial plan covering the projects or activities to be funded from prior years' subsidies subject to the endorsement of the SBMA's Board of Directors, to be submitted to the DBM for approval.

3. **Special Provisions Applicable to All Government Corporations.** In addition to the foregoing special provisions, the special provisions applicable to all government corporations enumerated under the Budgetary Support to Government Corporations-Others shall be observed by the SBMA.

New Appropriations, by Programs/Activities/Projects

	<u>Current Operating Expenditures</u>			
	<u>Personnel Services</u>	<u>Maintenance and Other Operating Expenses</u>	<u>Capital Outlays</u>	<u>Total</u>
REGULAR PROGRAMS				
Operations				
ECOZONE DEVELOPMENT PROGRAM	P	<u>592,894,000</u>		P <u>592,894,000</u>
Ecozone infrastructure development		<u>592,894,000</u>		<u>592,894,000</u>
Sub-total, Operations		<u>592,894,000</u>		<u>592,894,000</u>
TOTAL NEW APPROPRIATIONS	P	<u>592,894,000</u>		P <u>592,894,000</u>

New Appropriations, by Object of Expenditures

(In Thousand Pesos)

Current Operating Expenditures

Maintenance and Other Operating Expenses

Financial Assistance/Subsidy		592,894
------------------------------	--	---------

Total Maintenance and Other Operating Expenses		592,894
--	--	---------

Total Current Operating Expenditures	592,894
TOTAL NEW APPROPRIATIONS	592,894

L.11. ZAMBOANGA CITY SPECIAL ECONOMIC ZONE AUTHORITY

For subsidy and equity requirements in accordance with the programs, as indicated hereunder P 275,973,000

New Appropriations, by Programs/Projects

	<u>Current Operating Expenditures</u>			<u>Total</u>
	<u>Personnel Services</u>	<u>Maintenance and Other Operating Expenses</u>	<u>Capital Outlays</u>	
A. REGULAR PROGRAMS				
General Administration and Support	P 40,862,000	P	P 40,862,000	
Operations			235,111,000	235,111,000
ECOZONE DEVELOPMENT PROGRAM			235,111,000	235,111,000
TOTAL NEW APPROPRIATIONS	P <u>40,862,000</u>	P <u>235,111,000</u>	P <u>275,973,000</u>	

Special Provision(s)

1. **Special Provisions Applicable to All Government Corporations.** The special provisions applicable to all government corporations enumerated under the Budgetary Support to Government Corporations-Others shall be observed by the Zamboanga City Special Economic Zone Authority.

New Appropriations, by Programs/Activities/Projects

	<u>Current Operating Expenditures</u>			<u>Total</u>
	<u>Personnel Services</u>	<u>Maintenance and Other Operating Expenses</u>	<u>Capital Outlays</u>	
REGULAR PROGRAMS				
General Administration and Support				
General Management and Supervision	P 40,862,000	P	P 40,862,000	
Sub-total, General Administration and Support	40,862,000			40,862,000
Operations				
ECOZONE DEVELOPMENT PROGRAM			235,111,000	235,111,000
Ecozone infrastructure development			235,111,000	235,111,000
Sub-total, Operations			235,111,000	235,111,000
TOTAL NEW APPROPRIATIONS	P <u>40,862,000</u>	P <u>235,111,000</u>	P <u>275,973,000</u>	

New Appropriations, by Object of Expenditures
(In Thousand Pesos)

Current Operating Expenditures

Maintenance and Other Operating Expenses

Financial Assistance/Subsidy	40,862
------------------------------	--------

Total Maintenance and Other Operating Expenses	40,862
--	--------

Total Current Operating Expenditures	40,862
--------------------------------------	--------

Capital Outlays

Investment Outlay	235,111
-------------------	---------

Total Capital Outlays	235,111
-----------------------	---------

TOTAL NEW APPROPRIATIONS	275,973
--------------------------	---------

M. BSGC - OTHERS

New Appropriations, by Purpose

	Current Operating Expenditures			Total
	Personnel Services	Maintenance and Other Operating Expenses	Capital Outlays	
TOTAL NEW APPROPRIATIONS	P	28,606,000	P	28,606,000

Special Provision(s) Applicable to All Government Corporations

1. **Budgetary Support to Government Corporations.** Income and revenues collected by GOCCs from all sources shall be used to cover all its operating requirements. Any deficiency may be augmented by the budgetary support from the National Government, which may either be:

- (a) Subsidy, which shall be used in accordance with the purposes identified in this Act: *Provided*, That, unless otherwise stated in the special provisions, subsidy releases may be used by GOCCs which are financially unable to pay for the separation or retirement benefits and incentives resulting from an approved reorganization, merger, streamlining, abolition or privatization plan under R.A. No. 10149, other laws and issuances.
- (b) Equity, which shall be used as capital investment of the National Government in accordance with the capitalization requirement under pertinent laws. In no case shall equity investments be used for the payment of salaries, allowances, incentives, and retirement and separation benefits, except in cases authorized by the DBM.

2. **Offsets Against Budgetary Support to Government Corporations.** The appropriations authorized herein may be offset by the BTr against the: (i) corporate payments of cash dividends under R.A. No. 7656; (ii) guarantee fees; (iii) advances for loans lent to corporations; (iv) obligations which are guaranteed by the National Government; and (v) other receivables of the government from the GOCCs.

If the total level of actual revenues at the end of the immediately preceding year, including income from liquid assets such as, but not limited to, interest in cash deposits, short-term and bond investments, and other fund sources of the GOCC, exceed the corresponding projections considered in the formulation of the current year's budgetary support program, the excess may be deducted from said program and the budgetary support may be reduced to the extent of such favorable result.

3. **Payment of Compensation and Benefits.** Payment of basic salaries, allowances, benefits and incentives by GOCCs shall be made in accordance with applicable laws, rules and regulations such as, but not limited to, P.D. No. 985, as amended, R.A. No. 6758, as amended, R.A. No. 10149, E.O. No. 150, s. 2021, Memorandum Order No. 20, s. 2001 and Corporate Compensation Circular No. 10 dated February 15, 1999. In addition, payment of separation or retirement benefits shall be computed in accordance with the rates, conditions, and procedure prescribed under existing separation or retirement laws, and such pertinent guidelines issued thereon.

4. **Submission of Corporate Operating Budgets and Other Related Financial Statements.** All GOCCs, including GFIs, whether or not receiving budgetary support from National Government, shall prepare their FY 2023 Corporate Operating Budgets (COBs) in accordance with E.O. No. 518, s. 1979 and the procedures and guidelines prescribed by the DBM. Said COBs, together with their supporting financial statements, shall be approved by their governing boards, and submitted to the Secretary of Budget and Management for review and evaluation as part of the budget process pursuant to Section 10, Chapter 4, Title XVII, Book IV of E.O. No. 292, s. 1987. The NEA, NPC and PNOC shall be governed further by the provisions of R.A. No. 7638.

5. Implementation of Infrastructure Projects. The respective heads of GOCCs shall comply with the restrictions on critical geo-hazard areas or no-build zones identified by the Mines and Geosciences Bureau and such other conditions provided under Section 29 of the General Provisions in this Act.

In the case of housing projects, the shelter agencies shall likewise adopt and promote the use of new and innovative housing technologies and materials to bring down the cost of housing and reduce any adverse impact of construction on the environment.

6. Tobacco Fund. The amount of Five Hundred Fifty Million Five Hundred Four Thousand Pesos (P550,504,000) shall be used by the National Tobacco Administration (NTA) for its operating requirements sourced from the forty percent (40%) of the balance of the entire collection from the specific taxes on locally-manufactured Virginia-type cigarettes and tariff duties on imported leaf tobacco, after setting aside the share of the LGUs and BIR, in accordance with Section 5 of R.A. No. 4155, as amended by Section 3 of R.A. No. 5447.

Release of funds shall be subject to the submission of a Special Budget pursuant to Section 35, Chapter 5, Book VI of E.O. No. 292, s. 1987.

7. Proceeds from the Exploration, Development and Exploitation of Energy Resources. The amount of Eight Billion Pesos (P8,000,000,000) shall be used for the payment of stranded contract costs and stranded debts transferred to and assumed by the Power Sector Assets and Liabilities Management Corporation (PSALM), including anticipated shortfalls in accordance with Section 4 of R.A. No. 11371, sourced from the proceeds of the net national government share from the Malampaya fund under Section 8 of P.D. No. 910.

Release of funds shall be subject to the submission of a Special Budget pursuant to Section 35, Chapter 5, Book VI of E.O. No. 292, s. 1987.

8. Remittance of Cash Dividends. Cash Dividends equivalent to at least fifty percent (50%) of the annual net earnings of GOCCs shall be remitted to the National Treasury as income of the General Fund pursuant to R.A. No. 7656.

9. Transparency Seal. To enhance transparency and enforce accountability, all GOCCs shall maintain a Transparency Seal to be posted on their websites. The Transparency Seal shall contain the following: (i) corporation's mandate and functions, names of its officials with their position and designation, and its contact information; (ii) approved COB and corresponding targets including any amount of budgetary support from the National Government; (iii) budgetary adjustment; (iv) annual procurement plan/s and contracts awarded with the winning supplier, contractor or consultant; (v) major programs and projects and their target beneficiaries; (vi) status of implementation, evaluation and/or assessment reports of said programs or projects; (vii) Budget and Financial Accountability Reports; (viii) Updated People's Freedom of Information (FOI) Manual signed by head of agency, Updated One-Page FOI Manual and Agency FOI Reports; and (ix) year-end financial reports and trial balances for the last three (3) fiscal years.

The respective heads of GOCCs and their web administrators or equivalent shall be responsible for ensuring compliance with this requirement.

The DBM shall post on its website the status of compliance of GOCCs.

10. Availability of Budgetary Support to GOCCs. The amounts appropriated herein as budgetary support to GOCCs shall be available for release, obligation and disbursement until December 31, 2024, subject to Section 70 of the General Provisions in this Act.

Any unexpended balance therefrom shall revert to the unappropriated surplus of the General Fund in accordance with Section 28, Chapter 4, Book VI of E.O. No. 292, s. 1987. Said reversion shall be subject to guidelines issued by the DBM.

11. Fund Releases. Funds appropriated herein shall be under the administration of the DBM and released directly to the recipient GOCCs through the BTr, subject to the submission of a Special Budget pursuant to Section 35, Chapter 5, Book VI of E.O. No. 292, s. 1987. All requests for fund release either as subsidy or equity investment to GOCCs shall be included in the GOCCs' COB duly approved by their respective governing boards.

12. Reporting and Posting Requirements. The GOCC shall submit quarterly reports on their financial and physical accomplishments, within thirty (30) days after the end of every quarter, through the following:

- (a) URS or other electronic means for reports not covered by the URS; and
- (b) GOCCs' website.

The GOCCs shall send written notice when said reports have been submitted or posted on their websites to the DBM, House of Representatives, Senate of the Philippines, House Committee on Appropriations, Senate Committee on Finance, and other offices where the submission of reports is required under existing laws, rules and regulations. The date of notice to said agencies shall be considered the date of compliance with this requirement.

New Appropriations, by Purpose

	Current Operating Expenditures			
	Personnel Services	Maintenance and Other Operating Expenses	Capital Outlays	Total
REGULAR PROGRAMS				
BSGC - Others				
1. Rest of Budgetary Support to Government-Owned and/or Controlled Corporations, subject to Section 35, Chapter 5, Book VI of E.O. No. 292 and Letter of Implementation No. 29	P	28,606,000	P	28,606,000
Sub-total, BSGC-Others		28,606,000		28,606,000
TOTAL NEW APPROPRIATIONS	P	28,606,000	P	28,606,000

New Appropriations, by Object of Expenditures

(In Thousand Pesos)

Current Operating Expenditures

Maintenance and Other Operating Expenses

Financial Assistance/Subsidy

28,606

Total Maintenance and Other Operating Expenses

28,606

Total Current Operating Expenditures

28,606

TOTAL NEW APPROPRIATIONS

28,606

GENERAL SUMMARY**BUDGETARY SUPPORT TO GOVERNMENT CORPORATIONS**

	Current Operating Expenditures			Total
	Personnel Services	Maintenance and Other Operating Expenses	Capital Outlays	
A. DEPARTMENT OF AGRICULTURE				
A.1. National Dairy Authority	P	856,086,000	P	P 856,086,000
A.2. National Food Authority		9,000,000,000		9,000,000,000
A.3. National Irrigation Administration		40,862,765,000		40,862,765,000
A.4. Philippine Coconut Authority		1,159,525,000		1,159,525,000
A.5. Philippine Fisheries Development Authority		2,462,762,000		2,462,762,000
A.6. Philippine Rice Research Institute		650,073,000		650,073,000
A.7. Sugar Regulatory Administration		1,000,000,000		1,000,000,000
Sub Total, DEPARTMENT OF AGRICULTURE		55,991,211,000		55,991,211,000
B. DEPARTMENT OF ENERGY				
B.1. National Electrification Administration		1,897,500,000		1,897,500,000
B.2. National Power Corporation		1,314,107,000		1,314,107,000
Sub Total, DEPARTMENT OF ENERGY		3,211,607,000		3,211,607,000
C. DEPARTMENT OF FINANCE				
C.1. Philippine Crop Insurance Corporation		4,500,000,000		4,500,000,000
C.2. Philippine Tax Academy		98,674,000		98,674,000
Sub Total, DEPARTMENT OF FINANCE		4,598,674,000		4,598,674,000
D. DEPARTMENT OF HEALTH				
D.1. Lung Center of the Philippines		835,211,000		835,211,000
D.2. National Kidney and Transplant Institute		1,686,442,000		1,686,442,000
D.3. Philippine Children's Medical Center		2,086,078,000		2,086,078,000
D.4. Philippine Health Insurance Corporation		100,233,414,000		100,233,414,000
D.5. Philippine Heart Center		2,136,827,000		2,136,827,000
D.6. Philippine Institute of Traditional and Alternative Health Care		156,205,000		156,205,000
Sub Total, DEPARTMENT OF HEALTH		107,134,177,000		107,134,177,000
E. DEPARTMENT OF HUMAN SETTLEMENTS AND URBAN DEVELOPMENT				
E.1. National Housing Authority		2,683,008,000		2,683,008,000
E.2. Social Housing Finance Corporation		500,000,000		500,000,000
Sub Total, DEPARTMENT OF HUMAN SETTLEMENTS AND URBAN DEVELOPMENT		3,183,008,000		3,183,008,000
F. DEPARTMENT OF PUBLIC WORKS AND HIGHWAYS				
F.1. Local Water Utilities Administration		16,396,000		16,396,000
Sub Total, DEPARTMENT OF PUBLIC WORKS AND HIGHWAYS		16,396,000		16,396,000
G. DEPARTMENT OF TOURISM				
G.1. Tourism Infrastructure and Enterprise Zone Authority		163,646,000		163,646,000
G.2. Tourism Promotions Board		100,000,000		100,000,000
Sub Total, DEPARTMENT OF TOURISM		263,646,000		263,646,000

H. DEPARTMENT OF TRADE AND INDUSTRY

H.1. Aurora Pacific Economic Zone and Freeport Authority	46,283,000	46,283,000
H.2. Center for International Trade Expositions and Missions	164,657,000	164,657,000
H.3. Small Business Corporation	750,000,000	750,000,000

Sub Total, DEPARTMENT OF TRADE AND INDUSTRY	960,940,000	960,940,000
---	-------------	-------------

I. DEPARTMENT OF TRANSPORTATION

I.1. Civil Aviation Authority of the Philippines	100,000,000	100,000,000
I.2. Light Rail Transit Authority	1,053,363,000	1,053,363,000
I.3. Philippine National Railways	740,257,000	740,257,000

Sub Total, DEPARTMENT OF TRANSPORTATION	1,893,620,000	1,893,620,000
---	---------------	---------------

J. NATIONAL ECONOMIC AND DEVELOPMENT AUTHORITY

J.1. Philippine Institute for Development Studies	254,609,000	254,609,000
---	-------------	-------------

Sub Total, NATIONAL ECONOMIC AND DEVELOPMENT AUTHORITY	254,609,000	254,609,000
--	-------------	-------------

K. OFFICE OF THE PRESS SECRETARY (OPS) (formerly PRESIDENTIAL COMMUNICATIONS OPERATIONS OFFICE (PCOO))

K.1. Intercontinental Broadcasting Corporation	187,899,000	187,899,000
K.2. People's Television Network Incorporated	125,159,000	125,159,000

Sub Total, OFFICE OF THE PRESS SECRETARY (OPS) (formerly PCOO)	313,058,000	313,058,000
--	-------------	-------------

L. OTHER EXECUTIVE OFFICES

L.1. Authority of the Freeport Area of Bataan		191,260,000	191,260,000
L.2. Bases Conversion and Development Authority	2,684,371,000		2,684,371,000
L.3. Cagayan Economic Zone Authority		500,000,000	500,000,000
L.4. Credit Information Corporation	60,000,000		60,000,000
L.5. Cultural Center of the Philippines	456,267,000		456,267,000
L.6. Development Academy of the Philippines	681,994,000		681,994,000
L.7. Philippine Center for Economic Development	37,435,000		37,435,000
L.8. Philippine Postal Corporation	45,000,000		45,000,000
L.9. Southern Philippines Development Authority	74,010,000		74,010,000
L.10. Subic Bay Metropolitan Authority	592,894,000		592,894,000
L.11. Zamboanga City Special Economic Zone Authority	40,862,000	235,111,000	275,973,000

Sub Total, OTHER EXECUTIVE OFFICES	4,672,833,000	926,371,000	5,599,204,000
------------------------------------	---------------	-------------	---------------

M. BSGC - OTHERS

	28,606,000		28,606,000
--	------------	--	------------

TOTAL NEW APPROPRIATIONS, BUDGETARY SUPPORT TO GOVERNMENT CORPORATIONS

P	182,522,385,000	P	926,371,000	P	183,448,756,000
---	-----------------	---	-------------	---	-----------------

XXXVIII. ALLOCATIONS TO LOCAL GOVERNMENT UNITS**A. METROPOLITAN MANILA DEVELOPMENT AUTHORITY**

For subsidy requirements and operations, including locally-funded and foreign-assisted project(s), in accordance with the programs indicated hereunder P 5,282,275,000

New Appropriations, by Programs/Projects

	<u>Current Operating Expenditures</u>			<u>Total</u>
	<u>Personnel Services</u>	<u>Maintenance and Other Operating Expenses</u>	<u>Capital Outlays</u>	
A. REGULAR PROGRAMS				
Operations	P <u>64,383,000</u>	P <u>2,340,787,000</u>	P	P <u>2,405,170,000</u>
METROPOLITAN MANILA SOLID WASTE MANAGEMENT PROGRAM		1,989,973,000		1,989,973,000
METROPOLITAN MANILA TRAFFIC MANAGEMENT PROGRAM		63,415,000		63,415,000
METROPOLITAN MANILA FLOOD CONTROL PROGRAM	<u>64,383,000</u>	<u>287,399,000</u>		<u>351,782,000</u>
Total, Regular Programs	<u>64,383,000</u>	<u>2,340,787,000</u>		<u>2,405,170,000</u>
B. PROJECT(S)				
Locally-Funded Project(s)		302,674,000	1,972,277,000	2,274,951,000
Foreign-Assisted Project(s)			<u>602,154,000</u>	<u>602,154,000</u>
Total, Projects		<u>302,674,000</u>	<u>2,574,431,000</u>	<u>2,877,105,000</u>
TOTAL NEW APPROPRIATIONS	P <u>64,383,000</u>	P <u>2,643,461,000</u>	P <u>2,574,431,000</u>	P <u>5,282,275,000</u>

Special Provision(s)

1. **Operating Requirements of the Metropolitan Manila Development Authority.** All income and revenues collected by the MMDA from all sources, including the national tax allotment and the mandatory remittances of component LGUs, shall be used to cover all of its operating requirements. The subsidy appropriated in this Act for MMDA shall be used only to augment any deficiency from its income and revenues to cover valid and authorized expenditures.

The MMDA shall submit to the DBM, the Speaker of the House of Representatives, the President of the Senate of the Philippines, the House Committee on Appropriations and the Senate Committee on Finance, either in printed form or by way of electronic document, an annual report on financial and physical accomplishments. The Chairperson of MMDA and the Authority's web administrator or his/her equivalent shall be responsible for ensuring that said report shall likewise be posted on the MMDA website.

2. **Cost Allocation of Flood Control Projects.** In the implementation of flood control projects, the MMDA shall conform with the master plan approved by the Metro Manila Council and shall adopt the cost allocation being used by DPWH for its flood control projects.

3. **Promotion of People Mobility.** The MMDA shall promote people mobility through road sharing projects and activities as well as the use of non-motorized modes of transportation. The amount appropriated herein for Traffic Management Program shall be used to cover the funding requirements for the promotion of people mobility.

4. **Release of Fund.** The amounts appropriated herein shall be released to the MMDA upon submission to the DBM, not later than November 15 of the preceding year, its detailed and consolidated operating budget for the current fiscal year. The detailed and consolidated operating budget shall reflect the MMDA's income and revenues from all sources, including its national tax allotment and the mandatory remittances of component LGUs, as well as its projected expenditures, targeted program, activities and projects.

5. **Appropriations for Activities or Projects.** The amounts appropriated herein shall be used specifically for the following activities or projects in the indicated amounts and conditions:

New Appropriations, by Programs/Activities/Projects

	Current Operating Expenditures			Total
	Personnel Services	Maintenance and Other Operating Expenses	Capital Outlays	
REGULAR PROGRAMS				
Operations	P 64,383,000	P 2,340,787,000	P	P 2,405,170,000
METROPOLITAN MANILA SOLID WASTE MANAGEMENT PROGRAM		1,989,973,000		1,989,973,000
Solid waste disposal and management of designated Sanitary Landfill facilities for the payment of disposal fees		1,989,973,000		1,989,973,000
METROPOLITAN MANILA TRAFFIC MANAGEMENT PROGRAM		63,415,000		63,415,000
Operations and maintenance of various transport facilities and infrastructures		63,415,000		63,415,000
METROPOLITAN MANILA FLOOD CONTROL PROGRAM	64,383,000	287,399,000		351,782,000
Flood control and management personnel	64,383,000			64,383,000
Operation and maintenance of various flood control structures, facilities, equipment and waterways		287,399,000		287,399,000
Sub-total, Operations	64,383,000	2,340,787,000		2,405,170,000
Total, Regular Programs	64,383,000	2,340,787,000		2,405,170,000

B. PROJECT(S)

Locally-Funded Project(s)

MMDA Roadside Maintenance Program - Out-of School Youth Towards Economic Recovery Program (OYSTERS)	180,574,000	180,574,000
Operation and Maintenance of the Traffic Discipline Office - Traffic Personnel	45,140,000	45,140,000
Operation of Pasig River Ferry Service	76,960,000	76,960,000
Expansion of the NCR Communication and Command Center (NCR-CCC)		100,000,000
Rehabilitation of Drainage along Jenny's Avenue and Vicinity Pasig City		10,000,000
Rehabilitation of Drainage along Pasig Blvd. and Vicinity, Pasig City		8,508,000
Rehabilitation of Buli Creek, Pasig City		15,000,000
Improvement of Drainage System along Malaya St. and Vicinity, District I, Marikina City		15,000,000

Improvement of Drainage System along E. Mendoza St. and Vicinity, District I, Marikina City	18,508,000	18,508,000
Rehabilitation of Usiw-Bangkaan Creek and Tributaries, District II, Marikina City	18,508,000	18,508,000
Improvement of Drainage Outfall of Twinville Subdivision, District II, Marikina City	15,000,000	15,000,000
Desilting of San Francisco Drainage Main, Mandaluyong City	15,000,000	15,000,000
Drainage Improvement at Brgy. Malamig, Mandaluyong City	5,000,000	5,000,000
Drainage Improvement at Brgy. Zaniga, Mandaluyong City	3,000,000	3,000,000
Rehabilitation of Maytunas Creek, Mandaluyong City	10,508,000	10,508,000
Rehabilitation of Salapan Creek, San Juan City	14,000,000	14,000,000
Construction of Relief Pumping Station at Brgy. Salapan, San Juan City	14,508,000	14,508,000
Drainage Improvement at Brgy. West Crame, San Juan City	5,000,000	5,000,000
Rehabilitation of Sto. Rosario River (Phase II), District I, Taguig-Pateros	18,000,000	18,000,000
Rehabilitation of Panday Pira Creek, District I, Taguig-Pateros	5,508,000	5,508,000
Drainage Improvement at Brgy. Sta. Ana, District I, Taguig City	10,000,000	10,000,000
Rehabilitation of Pinagsama Bridge (Phase I), District II, Taguig City	20,000,000	20,000,000
Reinforced Concrete Box Culvert at Brgy. Pinagsama (Phase III), District II, Taguig City	13,508,000	13,508,000
Improvement of Drainage System and San Vicente Creek, Brgy. Vasa, District I, Quezon City	15,000,000	15,000,000
Drainage Improvement at Brgy. Balingasa, District I, Quezon City	18,508,000	18,508,000
Drainage Improvement at Brgy. Holy Spirit, District II, Quezon City	15,000,000	15,000,000
Drainage Improvement at Brgy. Payatas, District II, Quezon City	18,508,000	18,508,000

Drainage Improvement at Brgy. North Fairview District V, Quezon City	15,000,000	15,000,000
Drainage Improvement at Brgy. Nagkaisang Nayan, District V, Quezon City	18,508,000	18,508,000
Drainage Improvement at Brgy. Balon-Bato, District VI, Quezon City	15,000,000	15,000,000
Drainage Improvement at Brgy. Talipapa, District VI, Quezon City	18,508,000	18,508,000
Drainage Improvement along Liberty Ave. and its Vicinities, District III, Quezon City	6,000,000	6,000,000
Improvement of Buwaya Creek and its Vicinities, District III, Quezon City	6,000,000	6,000,000
Drainage Improvement along Ermin Garcia St. and its Vicinities, District III, Quezon City	7,000,000	7,000,000
Widening of Reinforced Concrete Box Culvert (RCBC) along Kalantiaw St. (Buwaya Creek), District III, Quezon City	7,000,000	7,000,000
Improvement of Lagarian Creek, District III, Quezon City	7,510,000	7,510,000
Drainage Improvement along Kamuning Road and its Vicinities, District IV, Quezon City	8,000,000	8,000,000
Drainage Improvement along Tomas Morato Ave. and its Vicinities District IV, Quezon City	7,000,000	7,000,000
Drainage Improvement along Banawe St. and its Vicinities, District IV, Quezon City	7,000,000	7,000,000
Drainage Improvement at Brgy. Santol (Phase I), District IV, Quezon City	6,000,000	6,000,000
Improvement of Arayat Creek and its Vicinities, District IV, Quezon City	5,510,000	5,510,000
Improvement/Maintenance of Drainage System along C. Palanca St. and Vicinities, Sta. Cruz, District III, Manila	6,000,000	6,000,000
Improvement/Maintenance of Drainage System along Evangelista, G. Puyat St. and Vicinities, Quiapo, District III, Manila	5,000,000	5,000,000
Improvement/Maintenance of Drainage System along A. Mendoza St. and Vicinities, Sta. Cruz, District III, Manila	7,000,000	7,000,000
Improvement/Maintenance of Estero De Magdalena and Vicinities, Binondo, District III, Manila	5,508,000	5,508,000
Improvement/Maintenance of Tayuman Drainage Main and Vicinities, Sta. Cruz, District III, Manila	10,000,000	10,000,000

Improvement/Maintenance of Drainage System along G. Tuazon St. and Vicinities, Sampaloc, District IV, Manila	5,000,000	5,000,000
Improvement/Maintenance of Drainage System along S.H. Loyola St. and Vicinities, Sampaloc, District IV, Manila	5,000,000	5,000,000
Improvement/Maintenance of Cristobal Drainage Main and Vicinities, Sampaloc, District IV, Manila	10,508,000	10,508,000
Improvement/Maintenance of Piy Margal Drainage Main and Vicinities, Sampaloc, District IV, Manila	5,000,000	5,000,000
Improvement/Maintenance of Estero de Sampaloc and Vicinities, Sampaloc, District IV, Manila	8,000,000	8,000,000
Drainage Improvement/Maintenance of Drainage System along MICT Road and Vicinity, Tondo District I, Manila	10,000,000	10,000,000
Drainage Improvement/Declogging of Drainage System along Velasquez St., and Vicinity, Tondo District I, Manila	12,000,000	12,000,000
Improvement/Declogging of Drainage System along Herbosa St. and Vicinity, Tondo, District I, Manila	5,000,000	5,000,000
Drainage Improvement along J. Luna St., Chacon St., and Vicinity, Tondo, District I, Manila	6,508,000	6,508,000
Drainage Improvement/Declogging of Drainage System along J. A. Santos St., Morong St., and Vicinity, Tondo, District II, Manila	5,000,000	5,000,000
Drainage Improvement along H. Lopez Blvd., and Vicinity, Tondo, District II, Manila	8,508,000	8,508,000
Drainage Improvement/Maintenance of Drainage System along Dagupan St., and Vicinity, Tondo, District II, Manila	8,000,000	8,000,000
Improvement/Deepening of Estero de Maypajo and Vicinity, Tondo, District II, Manila	12,000,000	12,000,000
Rehabilitation/Improvement and Maintenance of Drainage System along Angel Linao St. and Vicinities, Paco, District V, Manila	14,000,000	14,000,000
Rehabilitation/Improvement and Maintenance of Drainage System along Sagrada Familia St. and Vicinities, Paco, District V, Manila	14,000,000	14,000,000
Deepening/Improvement and Rehabilitation of Fence of Estero de Balete, District V, Manila	5,508,000	5,508,000

Rehabilitation/Improvement and Maintenance of Drainage System along Old Sta. Mesa St. and Vicinities, Sta. Mesa, District VI, Manila	10,000,000	10,000,000
Deepening/Improvement and Rehabilitation of Fence of Estero de San Miguel, District V, Manila	5,000,000	5,000,000
Deepening/Improvement and Rehabilitation of Fence of Estero de Aviles, District VI, Manila	5,000,000	5,000,000
Deepening/Improvement and Rehabilitation of Fence of Estero de Uli-uli, District VI, Manila	5,000,000	5,000,000
Rehabilitation/Improvement and Maintenance of Drainage System along P. Sanchez St. and Vicinities, Sta. Mesa, District VI, Manila	8,508,000	8,508,000
Improvement of Marala River (adjacent H. Lopez Bridge), Navotas City	10,000,000	10,000,000
Improvement of Navotas River, Kanduli/Bahanse, NBBS, Navotas City	23,508,000	23,508,000
Improvement of Catmon-Niungan Creek Vicinity, Brgy. Niungan, Malabon City	23,508,000	23,508,000
Improvement of Malabon-Navotas River (adjacent Estrella Bridge), Brgy. Tañong, Malabon City	10,000,000	10,000,000
Improvement along Camarin Creek (Phase II), District I, Caloocan City	10,000,000	10,000,000
Improvement along Pasong Malapad Creek (Phase II) District I, Caloocan City	13,508,000	13,508,000
Drainage Improvement along Kaagapay Road and Vicinities (Phase II), District III, Caloocan City	10,000,000	10,000,000
Improvement of Peripheral Canals along Lapu-lapu Avenue Ext., Tawilis St., Sabalo St., Bangayngay St. and Torsilio St., District II, Caloocan City	15,000,000	15,000,000
Drainage Improvement along Dagat-Dagatan Ave. and Vicinities, District II, Caloocan City	10,000,000	10,000,000
Drainage Improvement along Roxas St. and Vicinities, District II, Caloocan City	8,508,000	8,508,000
Improvement of Lingunan Creek (Phase II), District I, Valenzuela City	13,000,000	13,000,000
Improvement along Canumay Creek (Phase II), District I, Valenzuela City	10,000,000	10,000,000
Improvement along Viente Reales Creek (Phase II), District I, Valenzuela City	10,508,000	10,508,000

Improvement along Pugad Baboy Creek (Phase II), District II, Valenzuela City	10,000,000	10,000,000
Drainage Improvement along Consuelo St. and Vicinities, District II, Valenzuela City	7,000,000	7,000,000
Drainage Improvement along Pacencia St. and Vicinities, District II, Valenzuela City	9,000,000	9,000,000
Drainage Improvement along San Guillermo St. and Vicinities, District II, Valenzuela City	7,508,000	7,508,000
Desilting of Roxas Canal Covered Portion, Pasay City	5,000,000	5,000,000
Deepening of Libertad Pumping Station Retarding Pond, Pasay City	15,000,000	15,000,000
Dredging of Estero Tripa de Gallina, Pasay City	13,508,000	13,508,000
Improvement of Estero Tripa de Gallina, District I, Makati City	15,000,000	15,000,000
Desilting of Bangkal Creek, District I, Makati City	5,000,000	5,000,000
Desilting of Zanzibar Creek, District I, Makati City	3,508,000	3,508,000
Desilting of Calatagan Creek, District I, Makati City	5,017,000	5,017,000
Desilting of Sta. Clara Creek, District I, Makati City	5,000,000	5,000,000
Dredging of Makati-Pateros River, District II, Makati City	15,000,000	15,000,000
Desilting of Balisampan Creek, District II, Makati City	5,000,000	5,000,000
Improvement/Desilting of Maya Creek, District II, Makati City	8,508,000	8,508,000
Improvement/Desilting of San Jose Creek, District II, Makati City	5,000,000	5,000,000
Deepening along Dongalo River, Brgy. La Huerta, District I, Parañaque City	15,000,000	15,000,000
Improvement along Villanueva Creek, Brgy. San Isidro, District I, Parañaque City	10,000,000	10,000,000
Deepening along Multinational Creek, Brgy. Sto. Niño, District I, Parañaque City	8,508,000	8,508,000
Improvement along Moonwalk Creek, Brgy. Moonwalk, District II, Parañaque City	8,508,000	8,508,000
Improvement along Sapang Buwaya Creek and Tributaries, El Puentebello Subd., Brgy. San Antonio, District II, Parañaque City	10,000,000	10,000,000
Improvement along Villanueva Creek, Brgy. BF Homes, District II, Parañaque City	15,000,000	15,000,000

Deepening along Zapote River, Brgy. Zapote, Las Piñas City		16,508,000	16,508,000
Improvement along Kay Almirante Creek (Phase III), Brgy. Talon IV, Las Piñas City		10,000,000	10,000,000
Improvement along Santos Creek (Naga Creek Tributaries), Brgy. Pulang Lupa Uno, Las Piñas City		7,000,000	7,000,000
Improvement along Balimbing River, Brgy. Putatan, Muntinlupa City		13,508,000	13,508,000
Improvement along Sucat - Bagumbayan River, Brgy. Sucat, Muntinlupa City		15,000,000	15,000,000
Drainage Improvement at Chua Compound and Vicinities, Brgy. Putatan, Muntinlupa City		5,000,000	5,000,000
Dredging along Nangka River, Marikina City		200,000,000	200,000,000
Dredging along Polo River, Valenzuela City		200,000,000	200,000,000
Dredging along Las Piñas River, Las Piñas City		100,000,000	100,000,000
Dredging/Deepening along Dongalo River, Parañaque City		100,000,000	100,000,000
Deepening of Parañaque River along Bulungan and Freedom Island in Brgy. La Huerta, Parañaque City		200,000,000	200,000,000
Sub-total, Locally-Funded Project(s)	302,674,000	1,972,277,000	2,274,951,000
Foreign-Assisted Project(s)			
Metro Manila Flood Management Project Phase 1 Component 2 Minimizing Solid Waste in Waterways and Component 4 Project Management and Coordination		602,154,000	602,154,000
Loan Proceeds		541,938,000	541,938,000
GOP Counterpart		60,216,000	60,216,000
Sub-total, Foreign-Assisted Project(s)		602,154,000	602,154,000
Total, Project(s)	302,674,000	2,574,431,000	2,877,105,000
TOTAL NEW APPROPRIATIONS	P 64,383,000	P 2,643,461,000	P 2,574,431,000
			P 5,282,275,000

New Appropriations, by Object of Expenditures
(In Thousand Pesos)

Current Operating Expenditures

Personnel Services

Civilian Personnel

Permanent Positions

Basic Salary	49,591
Total Permanent Positions	49,591
Other Compensation Common to All	
Personnel Economic Relief Allowance	2,856
Representation Allowance	120
Transportation Allowance	120
Clothing and Uniform Allowance	714
Mid-Year Bonus - Civilian	4,133
Year End Bonus	4,133
Cash Gift	595
Productivity Enhancement Incentive	595
Step Increment	124
Total Other Compensation Common to All	13,390
Other Benefits	
PAG-IBIG Contributions	143
PhilHealth Contributions	1,116
Employees Compensation Insurance Premiums	143
Total Other Benefits	1,402
Total Personnel Services	64,383
Maintenance and Other Operating Expenses	
Travelling Expenses	18
Supplies and Materials Expenses	60,824
Utility Expenses	77,610
Communication Expenses	410
Professional Services	334,111
General Services	2,054,173
Repairs and Maintenance	113,065
Taxes, Insurance Premiums and Other Fees	2,800
Other Maintenance and Operating Expenses	
Advertising Expenses	50
Representation Expenses	50
Rent/Lease Expenses	50
Litigation/Acquired Assets Expenses	200
Other Maintenance and Operating Expenses	100
Total Maintenance and Other Operating Expenses	2,643,461
Total Current Operating Expenditures	2,707,844
Capital Outlays	
Property, Plant and Equipment Outlay	
Infrastructure Outlay	2,474,431
Machinery and Equipment Outlay	100,000
Total Capital Outlays	2,574,431
TOTAL NEW APPROPRIATIONS	5,282,275

B. SPECIAL SHARES OF LOCAL GOVERNMENT UNITS IN THE PROCEEDS OF NATIONAL TAXES

For apportionment of the shares of local government units in the proceeds of other national taxes in accordance with the purposes as indicated hereunder P 33,588,409,000

New Appropriations, by Purpose

	Current Operating Expenditures			Total
	Personnel Services	Maintenance and Other Operating Expenses	Capital Outlays	
TOTAL NEW APPROPRIATIONS		P <u>33,588,409,000</u>		P <u>33,588,409,000</u>

Special Provision(s)

1. **National Tax Allotment of Local Government Units.** In addition to the LGU shares appropriated herein, Eight Hundred Twenty Billion Two Hundred Sixty Eighty Million Nine Hundred Twenty Eight Thousand Pesos (P820,268,928,000) is automatically appropriated for the LGU share in the national taxes in accordance with Section 4 of R.A. No. 9358 and shall be allocated pursuant to Section 285 of R.A. No. 7160, and the General Provisions of this Act.

2. **Shares in National Wealth.** The amount of Ten Billion One Hundred Four Million Two Hundred Fifty Six Thousand Pesos (P10,104,256,000) appropriated herein for the LGU share in mining taxes, royalties from mineral reservations, forestry charges, and fees and revenues collected from energy resources in the utilization and development of national wealth, including prior years, shall be subject to the following:

- (a) Use - in accordance with Section 294 of R.A. No. 7160;
- (b) Allocation - pursuant to Section 292 of R.A. No. 7160; and
- (c) Release - upon certification of actual collections by the revenue collecting agencies concerned and remittance to the BTr.

3. **Shares in Excise Taxes from Locally Manufactured Virginia-type Cigarettes.** The amount of Seventeen Billion Pesos (P17,000,000,000) is appropriated herein for the LGU share in excise taxes from locally manufactured Virginia-type cigarettes.

The allocation, release, and utilization of the herein LGU share in excise taxes from locally manufactured Virginia-type cigarettes shall be subject to the provisions of R.A. No. 11346, as implemented by DA-DBM-National Tobacco Administration (NTA) J.M.C. No. 2020-1 dated June 25, 2020, and other guidelines to be issued for the purpose.

4. **Shares in Excise Taxes from Burley and Native Tobacco Products.** The amount of Four Billion Eight Million One Hundred Fifty Three Thousand Pesos (P4,008,153,000) is appropriated herein for the LGU share in excise taxes from burley and native tobacco products.

The allocation, release, and utilization of the herein LGU share in excise taxes from burley and native tobacco products shall be subject to the provisions of R.A. No. 11346, as implemented by DA-DBM-NTA J.M.C. No. 2020-1 dated June 25, 2020, and other guidelines to be issued for the purpose.

PROVIDED, That the amount of Eight Million One Hundred Fifty Three Thousand Pesos (8,153,000) is appropriated herein for the share in excise taxes for the years 2010 and 2013 from burley and native tobacco products of the following LGUs: (i) Municipality of Rizal in the Province of Occidental Mindoro; (ii) Municipality of Calintaan in the Province of Occidental Mindoro; and (iii) Province of Occidental Mindoro, and shall be subject to the following:

- (a) Use - in accordance with R.A. Nos. 8240 and 10351 for the years 2010 and 2013, respectively; and
- (b) Allocation and release - in accordance with the guidelines to be issued for the purpose.

5. **Shares in Incremental Collections from Value-Added Tax.** The amount of Two Billion Four Hundred Sixty Seven Million Ninety Two Thousand Pesos (P2,467,092,000) appropriated herein for the LGU share in incremental collections from value-added tax authorized under R.A. Nos. 7643 and 8424 shall be subject to the following:

- (a) Allocation - in accordance with Section 150 of R.A. No. 7160, as implemented by DBM-DOF-DILG J.C. No. 1-02 dated February 6, 2002; and
- (b) Release - upon certification of actual collections by the BIR and remittance to the BTr.

6. **Shares in Gross Income Tax Paid by all Businesses and Enterprises within the Economic Zones.** The amount of Eight Million Nine Hundred Eight Thousand Pesos (P8,908,000) appropriated herein for the LGU share in the gross income tax paid by all businesses and enterprises located within the economic zones shall be subject to the following:

- (a) Allocation - in accordance with the provisions of R.A. No. 7922; and
- (b) Release - upon certification of actual collections by the BIR and actual remittance to the BTr.

7. **Direct Release of all Local Government Unit Shares.** The national tax allotment, and all LGU shares appropriated herein, shall be released directly by the BTr to the beneficiary LGUs through authorized government servicing banks.

The LGU shall submit quarterly reports on the utilization of the LGU shares through other electronic means and LGU's website.

The LGU shall send written notice when said reports have been submitted or posted on its website to the DBM, House of Representatives, Senate of the Philippines, House Committee on Appropriations, Senate Committee on Finance, and other offices where the submission of reports is required under existing laws, rules and regulations. The date of notice to said agencies shall be considered the date of compliance with this requirement.

New Appropriations, by Purpose

	Current Operating Expenditures			Total
	Personnel Services	Maintenance and Other Operating Expenses	Capital Outlays	
A. PURPOSE(S)				
Allocations to Local Government Units				
Special Shares of LGUs in the Proceeds of National Taxes	P	33,588,409,000		P 33,588,409,000
Share in Tobacco Excise Tax Pursuant to R.A. No. 7171 (Virginia Tobacco)		17,000,000,000		17,000,000,000
Share in Tobacco Excise Tax Pursuant to R.A. No. 8240, as amended by R.A. No. 10351 (Burley and Native Tobacco)		4,008,153,000		4,008,153,000
Share in the Utilization and Development of National Wealth under R.A. No. 7160 and R.A. No. 9513		10,104,256,000		10,104,256,000
Share in the Gross Income Taxes paid by all Businesses and Enterprises within the ECOZONES pursuant to R.A. No. 7922		8,908,000		8,908,000
Share in Incremental Collections from Value Added Tax pursuant to R.A. Nos. 7643 and 8424		2,467,092,000		2,467,092,000
TOTAL NEW APPROPRIATIONS	P	<u>33,588,409,000</u>		P <u>33,588,409,000</u>

New Appropriations, by Object of Expenditures

(In Thousand Pesos)

Current Operating Expenditures

Maintenance and Other Operating Expenses			
Financial Assistance/Subsidy			33,588,409
Total Maintenance and Other Operating Expenses			33,588,409
TOTAL NEW APPROPRIATIONS			<u>33,588,409</u>

C. LOCAL GOVERNMENT SUPPORT FUNDFor financial subsidy to local government units, as indicated hereunder P 16,497,836,000New Appropriations, by Purpose

	Current Operating Expenditures			Total
	Personnel Services	Maintenance and Other Operating Expenses	Capital Outlays	
TOTAL NEW APPROPRIATIONS	P	<u>16,497,836,000</u>		P <u>16,497,836,000</u>

Special Provision(s)

1. **Financial Assistance to Local Government Units and Support for Capital Outlays and Social Programs.** The amount appropriated herein includes One Billion Nine Hundred Twenty Five Million Five Hundred Thousand Pesos (P1,925,500,000) for financial assistance to LGUs and Seven Billion Two Hundred Thirty Six Million Three Hundred Thirty Six Thousand Pesos (P7,236,336,000) for support for Capital Outlays and Social Programs to LGUs, for the following projects: (i) implementation of agriculture-related programs and projects, such as: (a) provision of agricultural support services, including planting materials distribution system and operation of farm produce collection and buying stations; (b) extension of on-site research services and facilities related to agriculture and fishery activities; (c) construction, restoration and improvement of infrastructure facilities, including farm-to-market roads, slaughter houses, small water impounding projects, fish ports, and water supply systems; and (d) provision of various production inputs for crops, livestock and poultry, and fisheries; (ii) Information and Communications Technology systems and infrastructure development, such as, but not limited to, establishment of Integrated Business Permit and Licensing System, and digitalization of payments for collections and disbursements; (iii) construction, maintenance, development, and/or rehabilitation of the following projects: (a) green open spaces such as public parks and plazas, arboretum, botanical gardens, and nature and family park; (b) infrastructure for active mobility, such as physically separated bicycle lanes, bike racks; (c) elevated or at-grade pedestrian footpaths and walkways; and (d) multi-purpose building; (iv) implementation of programs, projects and activities for disaster response, rehabilitation, and recovery, including procurement or acquisition of disaster equipment and vehicles for disaster response and rescue activities; (v) acquisition of school sites; (vi) purchase of ambulance, trucks, or mini-dump trucks; and (vii) assistance to indigent individuals or families in any of the following forms: (a) medical; (b) burial; (c) transportation; (d) food assistance; and (e) educational assistance/scholarship.

Disbursement and utilization by the LGUs shall be subject to the pertinent provisions of R.A. No. 9184, applicable budgeting, accounting and auditing rules and regulations, and such other guidelines to be issued for the purpose.

2. **Support to the Barangay Development Program of the National Task Force to End Local Communist Armed Conflict.** The amount of Six Billion Three Hundred Thirty Six Million Pesos (P6,336,000,000) appropriated herein shall be used for the implementation of various support programs of the National Task Force to End Local Communist Armed Conflict (NTF-ELCAC) Nine Hundred Fifty Nine (959) cleared barangays as listed in the herein attached summary and certified by the NTF-ELCAC: PROVIDED, That each cleared barangay shall be allocated with an amount to be used for the following projects: (i) farm-to-market road; (ii) school building; (iii) water and sanitation system; (iv) health stations; and (v) electrification.

The allocation and release of funds shall be subject to the guidelines to be issued by the DBM, in coordination with the NTF-ELCAC.

3. **Growth Equity Fund.** The amount of One Billion Pesos (P1,000,000,000) appropriated herein shall be used as financial assistance to the identified poor, disadvantaged, and lagging LGUs, using the following criteria as bases: (i) income bracket; (ii) poverty incidence; (iii) per capita FY 2023 National Tax Allotment; and (iv) such other criteria to be determined by the DBCC, for the implementation of priority projects to gradually enable the full and efficient implementation of the functions and services devolved to the local government.

Release of funds shall be subject to the guidelines to be issued by the DBCC, pursuant to E.O. No. 138, s. 2021, and its IRR.

4. **Availability of Funds.** The amounts appropriated as Local Government Support Fund shall be available for release, obligation and disbursement for the purpose specified until December 31, 2024. The released amount shall be deposited in a trust fund.

After the end of validity period, any unreleased appropriations shall lapse, while undisbursed funds shall revert to the unappropriated surplus of the General Fund in accordance with Section 28, Chapter 4, Book VI of E.O. No. 292, s. 1987.

New Appropriations, by Purpose

	<u>Current Operating Expenditures</u>			
	<u>Personnel Services</u>	<u>Maintenance and Other Operating Expenses</u>	<u>Capital Outlays</u>	<u>Total</u>
A. PURPOSE(S)				
Allocations to Local Government Units				
Local Government Support Fund	P	<u>16,497,836,000</u>	P	<u>16,497,836,000</u>
Support to the Barangay Development Program of the National Task Force to End Local Communist Armed Conflict (NTF-ELCAC)		6,336,000,000		6,336,000,000
Growth Equity Fund		1,000,000,000		1,000,000,000
Financial Assistance to Local Government Units and Support for Capital Outlays and Social Programs		<u>9,161,836,000</u>		<u>9,161,836,000</u>
TOTAL NEW APPROPRIATIONS	P	<u>16,497,836,000</u>	P	<u>16,497,836,000</u>

New Appropriations, by Object of Expenditures

(In Thousand Pesos)

Current Operating Expenditures**Maintenance and Other Operating Expenses**

Financial Assistance/Subsidy	16,497,836
------------------------------	------------

Total Maintenance and Other Operating Expenses	<u>16,497,836</u>
--	-------------------

TOTAL NEW APPROPRIATIONS	<u>16,497,836</u>
---------------------------------	--------------------------

D. SPECIAL SHARES OF LOCAL GOVERNMENT UNITS IN THE PROCEEDS OF FIRE CODE FEES

For the operation and maintenance of local fire stations, as indicated hereunder	P <u>710,324,000</u>
--	----------------------

New Appropriations, by Purpose

	<u>Current Operating Expenditures</u>			
	<u>Personnel Services</u>	<u>Maintenance and Other Operating Expenses</u>	<u>Capital Outlays</u>	<u>Total</u>
TOTAL NEW APPROPRIATIONS	P	<u>710,324,000</u>	P	<u>710,324,000</u>

Special Provision(s)

1. **Use and Release of Local Government Unit Shares in the Fire Code Fees.** The amount of Seven Hundred Ten Million Three Hundred Twenty Four Thousand Pesos (P710,324,000) appropriated herein for the LGU shares in the taxes, fees and fines collected by the Bureau of Fire Protection pursuant to Section 13 of R.A. No. 9514 shall be used by the LGUs for the operation and maintenance of local fire stations. The amounts shall be released in accordance with DOF-DBM-DILG J.C. No. 2015-1 dated February 12, 2015.

New Appropriations, by Purpose

	<u>Current Operating Expenditures</u>			
	<u>Personnel Services</u>	<u>Maintenance and Other Operating Expenses</u>	<u>Capital Outlays</u>	<u>Total</u>
A. PURPOSE(S)				
Allocations to Local Government Units				
Special Shares of LGUs in the Proceeds of Fire Code Fees	P	<u>710,324,000</u>	P	<u>710,324,000</u>
Share in Fire Code Fees pursuant to R.A. No. 9514 (Revised Fire Code)		<u>710,324,000</u>		<u>710,324,000</u>
TOTAL NEW APPROPRIATIONS	P	<u>710,324,000</u>	P	<u>710,324,000</u>

New Appropriations, by Object of Expenditures
(In Thousand Pesos)

Current Operating Expenditures

Maintenance and Other Operating Expenses

Financial Assistance/Subsidy	710,324,000
------------------------------	-------------

Total Maintenance and Other Operating Expenses	710,324,000
--	-------------

TOTAL NEW APPROPRIATIONS	710,324,000
--------------------------	-------------

E. BARANGAY OFFICIALS DEATH BENEFITS

For payment of death benefits of barangay officials who died during their term of office as indicated hereunder P 50,000,000

New Appropriations, by Purpose

	<u>Current Operating Expenditures</u>			
	<u>Personnel Services</u>	<u>Maintenance and Other Operating Expenses</u>	<u>Capital Outlays</u>	<u>Total</u>
TOTAL NEW APPROPRIATIONS	P <u>50,000,000</u>		P <u>50,000,000</u>	

Special Provision(s)

1. **Payment of Barangay Officials Death Benefits.** The amount of Fifty Million Pesos (P50,000,000) appropriated herein shall be used for the payment of death benefits to barangay officials, namely: the punong barangay, regular and ex-officio members of the sangguniang barangay, including Indigenous Peoples representative, barangay secretary and treasurer, who died during their term of office.

Release of funds shall be made through the DILG.

New Appropriations, by Purpose

	<u>Current Operating Expenditures</u>			
	<u>Personnel Services</u>	<u>Maintenance and Other Operating Expenses</u>	<u>Capital Outlays</u>	<u>Total</u>

A. PURPOSE(S)

Allocations to Local Government Units

Barangay Officials Death Benefits	P <u>50,000,000</u>	P <u>50,000,000</u>
-----------------------------------	---------------------	---------------------

For payment of Death Benefits of Barangay Officials Namely:
the Punong Barangay, Regular and Ex-officio Members of the
Sangguniang Barangay, including Indigenous Peoples Representative
Barangay Secretary and Treasurer, who died during their term of office

50,000,000	50,000,000
------------	------------

TOTAL NEW APPROPRIATIONS	P <u>50,000,000</u>	P <u>50,000,000</u>
--------------------------	---------------------	---------------------

New Appropriations, by Object of Expenditures
(In Thousand Pesos)

Current Operating Expenditures

Maintenance and Other Operating Expenses

Financial Assistance/Subsidy	50,000
------------------------------	--------

Total Maintenance and Other Operating Expenses	50,000
--	--------

TOTAL NEW APPROPRIATIONS	50,000
---------------------------------	---------------

F. BANGSAMORO AUTONOMOUS REGION IN MUSLIM MINDANAO

For financial subsidy to local government units, as indicated hereunder P 9,594,982,000

New Appropriations, by Purpose

	<u>Current Operating Expenditures</u>			
	<u>Personnel Services</u>	<u>Maintenance and Other Operating Expenses</u>	<u>Capital Outlays</u>	<u>Total</u>
TOTAL NEW APPROPRIATIONS	P	<u>9,594,982,000</u>	P	<u>9,594,982,000</u>

Special Provision(s)

1. **Annual Block Grant.** In addition to the BARMM shares appropriated herein, the amount of Sixty Four Billion Seven Hundred Fifty Five Million Five Hundred One Thousand Pesos (P64,755,501,000) is automatically appropriated for the share of the BARMM in the national internal revenue tax collections of the BIR and the collections of the BOC in accordance with Sections 15 to 18, Article XII of R.A. No. 11054.

2. **Special Development Fund.** The amount of Five Billion Pesos (P5,000,000,000) is appropriated for the rebuilding, rehabilitation, and development of the conflict-affected communities in the BARMM in accordance with Section 2, Article XIV of R.A. No. 11054.

Release of funds shall be subject to submission of the Bangsamoro Development Plan (BDP) adopted by the Bangsamoro Government, and the utilization thereof shall be in accordance with the BDP, as provided in Section 6, Article XIII of R.A. No. 11054.

3. **Share in Taxes, Fees and Charges Collected in the Bangsamoro Autonomous Region.** The amount of Four Billion Five Hundred Ninety Four Million Nine Hundred Eighty Two Thousand Pesos (P4,594,982,000) appropriated herein for the shares of the BARMM in taxes, fees and charges under Section 10, Article XII of R.A. No. 11054 shall be subject to the following:

- (a) Allocation - in accordance with Section 10 (a) and (b), Article XII of R.A. No. 11054, which state that twenty-five percent (25%) shall pertain to the National Government share and seventy-five percent (75%) shall be the share of the Bangsamoro Government, inclusive of the shares of the constituent LGUs: PROVIDED, That for the first ten (10) years from the effectivity of the said law, the twenty-five percent (25%) share of the National Government shall accrue to the Bangsamoro Government; and
- (b) Release - upon certification of actual collections by the revenue collecting agencies concerned and remittance to the BTr.

4. **Direct Release of Bangsamoro Autonomous Region in Muslim Mindanao Shares.** The amount of shares appropriated herein shall be released directly by the BTr to the Bangsamoro Government through an authorized government servicing bank, subject to cash programming by the National Government.

The Bangsamoro Government shall submit quarterly reports on the utilization of its shares through other electronic means and BARMM's website.

The Bangsamoro Government shall send written notice when said reports have been submitted or posted on its website to the DBM, House of Representatives, Senate of the Philippines, House Committee on Appropriations, Senate Committee on Finance, and other offices where the submission of reports is required under existing laws, rules and regulations. The date of notice to said agencies shall be considered the date of compliance with this requirement.

New Appropriations, by Purpose

	<u>Current Operating Expenditures</u>			
	<u>Personnel Services</u>	<u>Maintenance and Other Operating Expenses</u>	<u>Capital Outlays</u>	<u>Total</u>

A. PURPOSE(S)**Allocations to Local Government Units**

Bangsamoro Autonomous Region in Muslim Mindanao	P <u>9,594,982,000</u>	P <u>9,594,982,000</u>
Special Development Fund	5,000,000,000	5,000,000,000
Share in National Taxes	<u>4,594,982,000</u>	<u>4,594,982,000</u>
TOTAL NEW APPROPRIATIONS	P <u><u>9,594,982,000</u></u>	P <u><u>9,594,982,000</u></u>

New Appropriations, by Object of Expenditures
(In Thousand Pesos)**Current Operating Expenditures****Maintenance and Other Operating Expenses**

Financial Assistance/Subsidy	<u>9,594,982</u>
------------------------------	------------------

Total Maintenance and Other Operating Expenses	<u>9,594,982</u>
--	------------------

TOTAL NEW APPROPRIATIONS	<u><u>9,594,982</u></u>
---------------------------------	-------------------------

GENERAL SUMMARY
ALLOCATIONS TO LOCAL GOVERNMENT UNITS

	Current Operating Expenditures			
	Personnel Services	Maintenance and Other Operating Expenses	Capital Outlays	Total
A. METROPOLITAN MANILA DEVELOPMENT AUTHORITY	P 64,383,000	P 2,643,461,000	P 2,574,431,000	P 5,282,275,000
B. SPECIAL SHARES OF LGUS IN THE PROCEEDS OF NATIONAL TAXES		33,588,409,000		33,588,409,000
C. LOCAL GOVERNMENT SUPPORT FUND		16,497,836,000		16,497,836,000
D. SPECIAL SHARES OF LGUS IN THE PROCEEDS OF FIRE CODE FEES		710,324,000		710,324,000
E. BARANGAY OFFICIALS DEATH BENEFITS		50,000,000		50,000,000
F. BANGSAMORO AUTONOMOUS REGION IN MUSLIM MINDANAO (BARMM)		9,594,982,000		9,594,982,000
TOTAL NEW APPROPRIATIONS, ALLOCATIONS TO LOCAL GOVERNMENT UNITS	P 64,383,000	P 63,085,012,000	P 2,574,431,000	P 65,723,826,000

XXXIX. CONTINGENT FUND

Fund subsidies for contingencies P 13,000,000,000

New Appropriations, by Purpose

Current Operating Expenditures			
Personnel Services	Maintenance and Other Operating Expenses	Capital Outlays	Total
TOTAL NEW APPROPRIATIONS	P <u>8,000,000,000</u>	P <u>5,000,000,000</u>	P <u>13,000,000,000</u>

Special Provision(s)

1. **Contingent Fund.** The amount of Thirteen Billion Pesos (P13,000,000,000) appropriated herein shall cover the funding requirements of new or urgent activities or projects of national government agencies, GOCCs, and LGUs that need to be implemented or paid during the year, such as, but not limited to the following: (i) legal obligation of the government arising from final and executory decisions of competent authorities, such as compromise agreements, arbitral awards, mediation settlement agreement, and professional services in connection thereto; (ii) requirements of newly created offices; or (iii) deficiencies in the appropriations for local and external travels of the President of the Philippines.

In no case shall this Fund be used for the purchase of motor vehicles, including any improvements thereon.

Release of funds shall be made directly to the agencies concerned, except for GOCCs and LGUs which shall be made through the BTr, subject to the approval by the President of the Philippines, other than payment resulting from final and executory decisions of competent authorities, which shall be subject to the approval of the DBM.

The DBM shall include information on the releases from the Contingent Fund in its quarterly and annual reports submitted to Congress.

New Appropriations, by Purpose

Current Operating Expenditures			
Personnel Services	Maintenance and Other Operating Expenses	Capital Outlays	Total
PURPOSE(S)			
Contingent Fund			
Fund Subsidies for Contingencies	P <u>8,000,000,000</u>	P <u>5,000,000,000</u>	P <u>13,000,000,000</u>
Sub-total, Purpose(s)	<u>8,000,000,000</u>	<u>5,000,000,000</u>	<u>13,000,000,000</u>
TOTAL NEW APPROPRIATIONS	P <u>8,000,000,000</u>	P <u>5,000,000,000</u>	P <u>13,000,000,000</u>

New Appropriations, by Object of Expenditures
(In Thousand Pesos)

Current Operating Expenditures

Maintenance and Other Operating Expenses

Financial Assistance/Subsidy	<u>8,000,000</u>
Total Maintenance and Other Operating Expenses	<u>8,000,000</u>
Total Current Operating Expenditures	<u>8,000,000</u>

Capital Outlays

Property, Plant and Equipment Outlay
Infrastructure Outlay

5,000,000

Total Capital Outlays

5,000,000

TOTAL NEW APPROPRIATIONS

13,000,000

GENERAL SUMMARY
CONTINGENT FUND

	Current Operating Expenditures			
	Personnel Services	Maintenance and Other Operating Expenses	Capital Outlays	Total
A. CONTINGENT FUND		P 8,000,000,000	P 5,000,000,000	P 13,000,000,000
TOTAL NEW APPROPRIATIONS, CONTINGENT FUND		P 8,000,000,000	P 5,000,000,000	P 13,000,000,000

XL. MISCELLANEOUS PERSONNEL BENEFITS FUND

For payment of miscellaneous personnel benefits to or on behalf of national government officials and employees P 26,641,479,000

New Appropriations, by Purpose

	Current Operating Expenditures			
	Personnel Services	Maintenance and Other Operating Expenses	Capital Outlays	Total
TOTAL NEW APPROPRIATIONS	P <u>26,441,479,000</u>	P <u>200,000,000</u>		P <u>26,641,479,000</u>

Special Provision(s)

1. **Payment of Personnel Benefits.** The amount of Twenty Six Billion Four Hundred Forty One Million Four Hundred Seventy Nine Thousand Pesos (P26,441,479,000) appropriated herein for the payment of personnel benefits shall be used for the following: (i) deficiencies in authorized salaries, bonuses, allowances, associated premiums and other similar personnel benefits of National Government personnel, including Personnel Services requirements for the filling and creation of positions as may be authorized by law, the President of the Philippines, or the DBM, subject to the determination by the DBM that the personnel services requirements cannot be accommodated within the agency's personnel services appropriations as authorized under Section 53 of the General Provisions of this Act; and (ii) engagement of private healthcare providers, to be administered by the GSIS, to cover medical expenses which are excluded from the National Health Insurance Program of Philhealth under R.A. No. 11223, for the benefit of government employees in the national government. Implementation of this program shall be subject to availability of funds and the guidelines to be issued by the DBM, BTR, GSIS, and Philhealth.

Release of funds shall be subject to the determination by the DBM that the Personnel Services requirements cannot be accommodated within the agency's Personnel Services appropriations as authorized under Section 54 of the General Provisions of this Act.

2. **Legal Defense Fund.** The amount of Two Hundred Million Pesos (P200,000,000) appropriated herein for the Legal Defense Fund shall be used for the actual expenses, including payment of premiums for posting of bail bonds and cash advance for expense of officials and employees of departments, bureaus and offices, in relation to the defense of administrative, civil or criminal cases filed against them in courts for acts committed in the performance of their actual functions.

The claims that may be charged against this Fund shall include the claims duly filed starting FY 2016, which have not been released without the fault of the claimant, and limited to the amounts provided in the guidelines issued for this purpose. The maximum allowable amounts shall be applied per case and consolidated cases shall be considered as one case.

The amount of legal expenses charged against this Fund shall be refunded to the government when the claimant is found guilty by final judgment by the Court in relation to the offense charged.

Implementation of this special provision shall be subject to the provisions of N.B.C. No. 566 dated December 15, 2016, as amended by N.B.C. No. 582 dated December 29, 2020, and such other guidelines issued thereon.

3. **Implementation of the Reclassification of Faculty Positions in State Universities and Colleges and Technical Education Institutions.** The amount of One Hundred Million Pesos (P100,000,000) appropriated herein shall be used for the reclassification of faculty positions in SUCs and Technical Education Institutions (TEIs), subject to the guidelines amending N.B.C. No. 461 dated June 1, 1998, to be issued by the CHED and DBM in the case of SUCs, and TESDA and DBM in the case of TEIs. PROVIDED, That any salary adjustment as a result of the reclassification shall only take effect upon the approval by the DBM.

New Appropriations, by Purpose

	Current Operating Expenditures			
	Personnel Services	Maintenance and Other Operating Expenses	Capital Outlays	Total
PURPOSE(S)				
Miscellaneous Personnel Benefits Fund				
1. Performance-Based Bonus	P 10,000,000,000			P 10,000,000,000
2. Funding Requirements for the Filling up of Unfilled Positions	13,259,139,000			13,259,139,000
3. Legal Defense Fund		200,000,000		200,000,000

4. For Payment of Other Personnel Benefits	175,892,000		175,892,000
5. Funding Requirements for Staffing Modifications and Upgrading of Salaries	2,806,448,000		2,806,448,000
6. For the Implementation of National Budget Circular No. 461	100,000,000		100,000,000
7. Implementation of the Revised Organizational Structure and Staffing for SUCs (ROSSSS) - Phase 1	100,000,000		100,000,000
Sub-total, Purpose(s)	26,441,479,000	200,000,000	26,641,479,000
TOTAL NEW APPROPRIATIONS	P 26,441,479,000	P 200,000,000	P 26,641,479,000

New Appropriations, by Object of Expenditures
(In Thousand Pesos)

Current Operating Expenditures

Personnel Services

Civilian Personnel

Other Compensation Common to All

Overtime Pay

140,032

Performance Based Bonus

10,000,000

Step Increment

35,860

Total Other Compensation Common to All

10,175,892

Other Compensation for Specific Groups

Lump-sum for filling of Positions - Civilian

13,259,139

Lump-sum for Personnel Services

1,500,192

Other Lump-sums

1,506,256

Total Other Compensation for Specific Groups

16,265,587

Total Personnel Services

26,441,479

Maintenance and Other Operating Expenses

Professional Services

200,000

Total Maintenance and Other Operating Expenses

200,000

Total Current Operating Expenditures

26,641,479

TOTAL NEW APPROPRIATIONS

26,641,479

GENERAL SUMMARY
MISCELLANEOUS PERSONNEL BENEFITS FUND

	<u>Current Operating Expenditures</u>			
	<u>Personnel Services</u>	<u>Maintenance and Other Operating Expenses</u>	<u>Capital Outlays</u>	<u>Total</u>
A. MISCELLANEOUS PERSONNEL BENEFITS FUND	P <u>26,441,479,000</u>	P <u>200,000,000</u>		P <u>26,641,479,000</u>
TOTAL NEW APPROPRIATIONS, MISCELLANEOUS PERSONNEL BENEFITS FUND	P <u><u>26,441,479,000</u></u>	P <u><u>200,000,000</u></u>		P <u><u>26,641,479,000</u></u>

XLI. NATIONAL DISASTER RISK REDUCTION AND MANAGEMENT FUND

For aid, relief and rehabilitation services to communities/areas affected by human-induced and natural calamities, and repair and reconstruction of permanent structures, including other capital expenditures for disaster operation, and rehabilitation activities, as indicated hereunder P 20,500,000,000

New Appropriations, by Purpose

	<u>Current Operating Expenditures</u>		
	<u>Personnel Services</u>	<u>Maintenance and Other Operating Expenses</u>	<u>Capital Outlays</u>
			<u>Total</u>
TOTAL NEW APPROPRIATIONS	P <u>13,398,846,000</u>	P <u>7,101,154,000</u>	P <u>20,500,000,000</u>

Special Provision(s)

1. National Disaster Risk Reduction and Management Program. The amount of Nineteen Billion Five Hundred Million Pesos (P19,500,000,000) appropriated herein for Purposes 1 and 2 may be used for, and released in accordance with the following:

(a) Reconstruction, rehabilitation, repair, aid, relief and other works or services, including pre-disaster activities, in connection with the occurrence of natural or human-induced calamities, epidemics as declared by the DOH, crises resulting from armed conflicts, insurgency, terrorism, and other catastrophes occurring in the current or two (2) preceding years: Provided, That releases from this fund shall be made directly by the DBM to the appropriate implementing agencies within fifteen (15) days upon the approval of the President of the Philippines.

Reconstruction or rehabilitation projects shall be implemented by the appropriate department, agency, or LGUs with the capability to implement the projects concerned and subject to the guidelines provided under Section 96 of the General Provisions of this Act; and

(b) Additional funding source to the Quick Response Fund (QRF) of the implementing agency concerned when the balance thereof has reached fifty percent (50%), subject to the approval of the DBM, copy furnished the NDRRMC. (CONDITIONAL IMPLEMENTATION- President's Veto Message, December 16, 2022, Volume I-B, page 789, R.A. No. 11936)

2. Quick Response Fund. The QRF allocations authorized in this Act shall be exclusively limited to those under the budgets of the following agencies:

DA - OSEC	P	1,000,000,000
DepEd - OSEC		2,000,000,000
DOH - OSEC		500,000,000
DILG - BFP		50,000,000
DILG - PNP		50,000,000
DND - OCD		500,000,000
DPWH - OSEC		11,000,000,000
DSWD - OSEC		1,750,000,000
BSGC- NIA		300,000,000
TOTAL	P	<u>17,150,000,000</u>

3. Marawi Siege Victims Compensation Fund. The amount of One Billion Pesos (P1,000,000,000) appropriated herein shall be used for the compensation to: (i) any lawful owner of a residential, cultural, commercial structures, and other properties in Marawi's Main Affected Areas or Other Affected Areas destroyed or damaged, either totally or partially, on the occasion of the Marawi Siege; or (ii) owners of private properties demolished pursuant to the implementation of the Marawi Recovery, Rehabilitation, and Reconstruction Program; or (iii) the heirs of those who died and legally presumed dead, in accordance with R.A. No. 11696 and guidelines to be promulgated by the Marawi Compensation Board.

Release of funds shall be subject to the submission of a Special Budget pursuant to Section 35, Chapter 5, Book VI of E.O.No. 292, s, 1987.

4. Reporting and Posting Requirements. The implementing agencies shall submit quarterly reports on their financial and physical accomplishments, within thirty (30) days after the end of every quarter, through the following:

- (a) Unified Reporting System (URS) or other electronic means for reports not covered by the URS; and
- (b) Implementing agencies' website.

The implementing agencies shall send written notice when said reports have been submitted or posted on their websites to the DBM, House of Representatives, Senate of the Philippines, House Committee on Appropriations, Senate Committee on Finance, and other offices where the submission of reports is required under existing laws, rules and regulations. The date of notice to said agencies shall be considered the date of compliance with this requirement.

5. Appropriations under the National Disaster Risk Reduction and Management Fund. Modification of allotment within the purposes authorized herein shall be subject to the approval of the DBM.

New Appropriations, by Purpose

	Current Operating Expenditures			
	Personnel Services	Maintenance and Other Operating Expenses	Capital Outlays	Total
PURPOSE(S)				
National Disaster Risk Reduction and Management Fund				
1. Aid, Relief and Rehabilitation Services to Communities/Areas Affected by Calamities, including Training of Personnel, and Other Pre-disaster Activities	P	12,398,846,000	P	P 12,398,846,000
2. Repair and Reconstruction of Permanent Structures, including Capital Expenditures for Pre-disaster Operations, Rehabilitation and Other Related Activities			7,101,154,000	7,101,154,000
3. Marawi Siege Victims Compensation Fund		1,000,000,000		1,000,000,000
Sub-total, Purpose(s)		13,398,846,000	7,101,154,000	20,500,000,000
TOTAL NEW APPROPRIATIONS	P	<u>13,398,846,000</u>	P <u>7,101,154,000</u>	P <u>20,500,000,000</u>

New Appropriations, by Object of Expenditures
(In Thousand Pesos)

Current Operating Expenditures

Maintenance and Other Operating Expenses

Financial Assistance/Subsidy	13,398,846
Total Maintenance and Other Operating Expenses	<u>13,398,846</u>
Total Current Operating Expenditures	<u>13,398,846</u>

Capital Outlays

Property, Plant and Equipment Outlay Infrastructure Outlay	7,101,154
Total Capital Outlays	<u>7,101,154</u>

TOTAL NEW APPROPRIATIONS	<u><u>20,500,000</u></u>
---------------------------------	--------------------------

GENERAL SUMMARY**NATIONAL DISASTER RISK REDUCTION AND MANAGEMENT FUND**

	<u>Current Operating Expenditures</u>			
	<u>Personnel Services</u>	<u>Maintenance and Other Operating Expenses</u>	<u>Capital Outlays</u>	<u>Total</u>
A. NATIONAL DISASTER RISK REDUCTION AND MANAGEMENT FUND	P	<u>13,398,846,000</u>	P <u>7,101,154,000</u>	P <u>20,500,000,000</u>
TOTAL NEW APPROPRIATIONS, NATIONAL DISASTER RISK REDUCTION AND MANAGEMENT FUND	P	<u>13,398,846,000</u>	P <u>7,101,154,000</u>	P <u>20,500,000,000</u>

XLII. PENSION AND GRATUITY FUND

For payment of pension and retirement gratuity and terminal leave benefits, including separation benefits and/or incentives, as indicated hereunder P 176,657,191,000

New Appropriations, by Purpose

	Current Operating Expenditures			
	Personnel Services	Maintenance and Other Operating Expenses	Capital Outlays	Total
TOTAL NEW APPROPRIATIONS	P <u>176,625,175,000</u>	P <u>32,016,000</u>		P <u>176,657,191,000</u>

Special Provision(s)

1. Pension and Gratuity Fund. The amount of One Hundred Seventy Six Billion Six Hundred Fifty Seven Million One Hundred Ninety One Thousand Pesos (P176,657,191,000) appropriated herein shall cover the payment of the following:

- (a) Pension of: (i) AFP retirees; (ii) war or military veterans of the DND; (iii) retired uniformed personnel of the DILG, including those for retired PNP uniformed personnel to be paid by the National Police Commission pursuant to R.A. No. 6975, as amended by R.A. No. 8551, Police Constabulary-Integrated National Police (PC-INP), NAMRIA and Philippine Coast Guard; (iv) Total Administrative Disability (TAD) arrears to surviving heirs of deceased veterans; and (v) other retirees of the National Government;
- (b) Retirement benefits of: (i) optional retirees of the National Government; (ii) retired personnel of GOCCs, which are financially unable to pay said benefits, subject to the submission of the streamlining program and measures that will enhance efficiency and effectiveness; and (iii) personnel devolved to LGUs in accordance with N.B.C. Nos. 429 and 429-A dated September 30, 1993 and December 29, 1993, respectively;
- (c) Separation benefits or incentives of affected personnel pursuant to the implementation of: (i) reorganization, streamlining, rightsizing, merger/consolidation, abolition, privatization, and other forms of organizational restructuring authorized under applicable laws, rules and regulations; (ii) full devolution of certain functions of the Executive Branch to LGUs pursuant to E.O. No. 138, s. 2021; and (iii) abolition of the Autonomous Regional Government in Muslim Mindanao pursuant to R.A. No. 11054;
- (d) Monetization of leave credits of National Government personnel and transferred leave credits of National Government personnel devolved to the LGUs in accordance with R.A. No. 7160, as implemented by E.O. No. 503, s. 1992 and N.B.C. Nos. 429 and 429-A; and
- (e) Other deficiencies in the authorized appropriations for retirement and terminal leave benefits.

In no case shall this Fund be used to pay any additional compensation component of pension or retirement and terminal leave benefits, such as year-end bonus, cash gifts, bonuses, per diems, allowances, overtime pay or such other benefits, unless otherwise specifically authorized under existing laws.

(CONDITIONAL IMPLEMENTATION- President's Veto Message, December 16, 2022, Volume I-B, page 788, R.A. No. 11936)

2. Retirement Benefits and Pension Differentials of Philippine Constabulary - Integrated National Police Retirees. The payment of retirement benefits and pension differential of the PC-INP retirees pursuant to the Supreme Court Decision in DBM vs. Manila's Finest Retirees Association, Inc., G.R. No. 169466 promulgated on May 9, 2007 shall be based on the list of eligible PC-INP retirees with the corresponding computation of their respective retirement benefits and pensions. Said list shall be duly authenticated by the PNP and submitted to the DBM for validation of computed benefits. The computation shall exclude retirement benefits and pension previously paid to, or currently being received by, said retirees.

3. Release of Funds. Release of funds shall be made directly to the agencies concerned except for GOCCs and LGUs which shall be made through the BTR.

New Appropriations, by Purpose

	Current Operating Expenditures			
	Personnel Services	Maintenance and Other Operating Expenses	Capital Outlays	Total
PURPOSE(S)				
Pension and Gratuity Fund				
1. For payment of pension	P 141,069,895,000	P	P	141,069,895,000
2. For payment of retirement and terminal leave benefits	33,625,836,000	25,786,000		33,651,622,000

3. For Payment of separation benefits and/or incentives	770,000,000		770,000,000
4. For payment of monetization of leave credits	<u>1,159,444,000</u>	<u>6,230,000</u>	<u>1,165,674,000</u>
Sub-total, Purpose(s)	<u>176,625,175,000</u>	<u>32,016,000</u>	<u>176,657,191,000</u>
TOTAL NEW APPROPRIATIONS	P <u>176,625,175,000</u>	P <u>32,016,000</u>	P <u>176,657,191,000</u>
<u>New Appropriations, by Object of Expenditures</u>			
(In Thousand Pesos)			
Current Operating Expenditures			
Personnel Services			
Civilian Personnel			
Other Compensation for Specific Groups			
Other Personnel Benefits			<u>770,000</u>
Total Other Compensation for Specific Groups			<u>770,000</u>
Other Benefits			
Retirement Gratuity			7,585,184
Terminal Leave			<u>8,326,522</u>
Total Other Benefits			<u>15,911,706</u>
Other Personnel Benefits			
Pension, Civilian Personnel			<u>1,555,663</u>
Total Other Personnel Benefits			<u>1,555,663</u>
Military/Uniformed Personnel			
Other Benefits			
Retirement Gratuity			5,972,753
Terminal Leave			<u>12,900,821</u>
Total Other Benefits			<u>18,873,574</u>
Other Personnel Benefits			
Pension, Military/Uniformed Personnel			128,656,339
Pension, Veterans			<u>10,857,893</u>
Total Other Personnel Benefits			<u>139,514,232</u>
Total Personnel Services			<u>176,625,175</u>
Maintenance and Other Operating Expenses			
Financial Assistance/Subsidy			<u>32,016</u>
Total Maintenance and Other Operating Expenses			<u>32,016</u>
Total Current Operating Expenditures			<u>176,657,191</u>
TOTAL NEW APPROPRIATIONS			<u><u>176,657,191</u></u>

GENERAL SUMMARY
PENSION AND GRATUITY FUND

	Current Operating Expenditures			
	Personnel Services	Maintenance and Other Operating Expenses	Capital Outlays	Total
A. PENSION AND GRATUITY FUND	P 176,625,175,000	P 32,016,000		P 176,657,191,000
TOTAL NEW APPROPRIATIONS, PENSION AND GRATUITY FUND	P 176,625,175,000	P 32,016,000		P 176,657,191,000

XLIII. REVISED AFP MODERNIZATION PROGRAM

For the Revised AFP Modernization Program in accordance with R.A. No. 10349, as indicated hereunder P 27,500,000,000

New Appropriations, by Purpose

	<u>Current Operating Expenditures</u>			<u>Total</u>
	<u>Personnel Services</u>	<u>Maintenance and Other Operating Expenses</u>	<u>Capital Outlays</u>	
TOTAL NEW APPROPRIATIONS			P <u>27,500,000,000</u>	P <u>27,500,000,000</u>

Special Provision(s)

1. **Release and Use of Fund.** The amount of Twenty Seven Billion Five Hundred Million Pesos (P27,500,000,000) appropriated herein for the Revised AFP Modernization Program shall be used exclusively to support the funding requirements for the modernization projects of the AFP and shall be administered by the Secretary of National Defense in accordance with R.A. No. 10349.

The allotment for the purpose shall be issued only upon submission by the Department of National Defense of the recommendation by the appropriate bids and awards committee of the award of contracts for the modernization projects.

2. **Reporting and Posting Requirements.** The AFP shall submit quarterly reports on its financial and physical accomplishments, within thirty (30) days after the end of every quarter, through the following:

- (a) URS or other electronic means for reports not covered by the URS; and
- (b) AFP's website.

The AFP shall send written notice when said reports have been submitted or posted on its website to the DBM, House of Representatives, Senate of the Philippines, House Committee on Appropriations, Senate Committee on Finance, and other offices where the submission of reports is required under existing laws, rules and regulations. The date of notice to said agencies shall be considered the date of compliance with this requirement.

New Appropriations, by Purpose

	<u>Current Operating Expenditures</u>			<u>Total</u>
	<u>Personnel Services</u>	<u>Maintenance and Other Operating Expenses</u>	<u>Capital Outlays</u>	

PURPOSE(S)

Revised AFP Modernization Program

For the Acquisition and Upgrading of AFP Equipment/
System under the Revised AFP Modernization Program

P 27,500,000,000 P 27,500,000,000

Sub-total, Purpose(s)

27,500,000,000 27,500,000,000

TOTAL NEW APPROPRIATIONS

P 27,500,000,000 P 27,500,000,000

New Appropriations, by Object of Expenditures
(In Thousand Pesos)

Current Operating Expenditures

Capital Outlays

Property, Plant and Equipment Outlay

Machinery and Equipment Outlay

27,500,000

Total Capital Outlays

27,500,000

TOTAL NEW APPROPRIATIONS

27,500,000

**GENERAL SUMMARY
REVISED AFP MODERNIZATION PROGRAM**

	<u>Current Operating Expenditures</u>			
	<u>Personnel Services</u>	<u>Maintenance and Other Operating Expenses</u>	<u>Capital Outlays</u>	<u>Total</u>
A. REVISED AFP MODERNIZATION PROGRAM			P <u>27,500,000,000</u>	P <u>27,500,000,000</u>
TOTAL NEW APPROPRIATIONS, REVISED AFP MODERNIZATION PROGRAM			P <u><u>27,500,000,000</u></u>	P <u><u>27,500,000,000</u></u>

XLIV. UNPROGRAMMED APPROPRIATIONS

For fund requirements in accordance with the purposes indicated hereunder P 807,162,480,000

New Appropriations, by Purpose

	Current Operating Expenditures			
	Personnel Services	Maintenance and Other Operating Expenses	Capital Outlays	Total
TOTAL NEW APPROPRIATIONS	P <u>10,400,000,000</u>	P <u>205,264,081,000</u>	P <u>591,498,399,000</u>	P <u>807,162,480,000</u>

Special Provision(s)

1. **Availment of the Unprogrammed Appropriations.** The amounts authorized herein for Purpose Nos. 1 - 2, 4 - 7 and 9 - 61 may be used when any of the following exists:

- (a) Excess revenue collections in any one of the identified non-tax revenue sources from its corresponding revenue collection target, as reflected in the BESF;
- (b) New revenue collections or those arising from new tax or non-tax sources which are not part of, nor included in, the original revenue sources reflected in the BESF; or
- (c) Approved loans for foreign-assisted projects.

Release of funds shall be subject to the submission of a Special Budget pursuant to Section 35, Chapter 5, Book VI of E.O. No. 292, s. 1987 and the following: (i) for excess revenue collections, issuance of a certification that remitted collections to the BTr from a particular revenue source has exceeded the corresponding revenue collections target; or (ii) for new revenue collections, issuance of a certification that remitted collections identified were not part of, nor included in, the original revenue collection targets reflected.

In the case of approved loans for foreign-assisted projects, the issuance of SARO covering the loan proceeds shall be subject to submission by the agency concerned of a Special Budget, together with the physical and financial plan, project profile, and a copy of the perfected loan agreement, as approved in accordance with pertinent laws, rules, regulations, and guidelines issued thereon.

2. **Support for Infrastructure Projects and Social Programs.** The amount of Fifty Billion Thirty Three Million One Hundred Seventy Two Thousand Pesos (P50,033,172,000) appropriated herein chargeable against Purpose No. 1, shall be used in support for infrastructure projects and social programs, such as but not limited to the construction, restoration or improvement of roads, bridges, farm-to-market roads, buildings, and flood control projects; electrification projects; agriculture-related programs and projects; and financial assistance to indigent individuals or families.

Release of funds shall be subject to Special Provision No. 1 hereof and the guidelines issued by the agencies concerned.

3. **Revised Armed Forces of the Philippines Modernization Program.** The amount of Seventeen Billion Five Hundred Million Pesos (P17,500,000,000) chargeable against Purpose No. 2 shall be used exclusively to support the funding requirements for the modernization projects under the Revised AFP Modernization Program in accordance with R.A. No. 10349.

Releases for the Revised AFP Modernization Program shall be subject to Special Provision No. 1 hereof and submission by the DND to DBM of the recommendation by the appropriate bids and awards committee for the award of contracts for the modernization projects.

4. **Conversion of National Government Advances into Subsidy for Government-Owned or-Controlled Corporations.** The amount of Thirteen Billion One Hundred Eighty Seven Million Six Hundred Forty Thousand Pesos (P13,187,640,000) used to cover the National Government (NG) advances for debt servicing of loan obligations of GOCCs and interest on the NG advances, shall be converted into subsidy. Such conversion shall require the issuance of SARO for book entry purposes chargeable against Purpose No. 3.

5. **Support to Foreign-Assisted Projects.** The amount of Three Hundred Forty Four Billion One Hundred Thirty Seven Million Nine Hundred Sixty One Thousand Pesos (P344,137,961,000) appropriated herein chargeable against Purpose No. 4 shall be used to support foreign-assisted programs and projects, such as but not limited to the following:

- (i) Infrastructure Preparation and Innovation Facility;
- (ii) LRT Line 1 Cavite Extension Project;
- (iii) Metro Manila Subway Project;
- (iv) North-South Commuter Railway System;
- (v) PNR South Long Haul Project;
- (vi) Maritime Safety Capability Improvement Project;
- (vii) EDSA Greenways Project;
- (viii) Cebu Bus Rapid Transit Project;
- (ix) MRT 3 Rehabilitation Project;
- (x) Mindanao Railway Project;
- (xi) Convergence On Value Chain Enhancement for Rural Growth And Empowerment (CONVERGE);

- (xii) Support to Parcelization of Lands for Individual Titling (SPLIT) Project;
- (xiii) Second Additional Financing for Philippine Rural Development Project (PRDP-AF2);
- (xiv) Philippine Fisheries and Coastal Resiliency Project (FishCORE);
- (xv) Intensified Community-Based Dairy Enterprise Development (USPL-480);
- (xvi) Teacher Effectiveness and Competencies Enhancement Project (TEACEP);
- (xvii) Forestland Management Project;
- (xviii) Philippine Customs Modernization Project;
- (xix) Local Governance Reform Project;
- (xx) Health System Enhancement to Address and Limit (HEAL) COVID-19 Project;
- (xxi) Philippine COVID-19 Emergency Response Project 2 (PCERP 2);
- (xxii) World Bank Philippine Multi-Sectoral Nutrition Project;
- (xxiii) Rural Agro-Enterprise Partnership for Inclusive Development (RAPID) Growth;
- (xxiv) Beneficiary First (Fast, Innovative and Responsive, Service Transformation) (Emergency Social Protection Project);
- (xxv) Additional Financing for Kapit-Bisig Laban Sa Kahirapan – Comprehensive and Integrated Delivery of Social Services: National Community Driven Development Project (AF KC NCDDP);
- (xxvi) Philippine Multi-Sectoral Nutrition Project;
- (xxvii) Capacity Building to Foster Competition; and
- (xxviii) Various Foreign-Assisted Project(s) of the Department of Public Works and Highways.

Release of funds for the purpose shall be subject to Special Provision No. 1 hereof. (CONDITIONAL IMPLEMENTATION- President's Veto Message, December 16, 2022, Volume I-B, page 792, R.A. No. 11936)

6. **Risk Management Program.** The amount of One Billion Pesos (P1,000,000,000) chargeable against Purpose No. 5 shall be used for the government's Risk Management Program to cover commitments made by, and obligations of, the NG in the agreements covering Public-Private Partnership (PPP) projects, subject to the following:

- (a) Compliance with the conditions for the release of the Unprogrammed Appropriations under Special Provision No. 1 hereof;
- (b) Approval of the PPP projects by the NEDA Board or the Investment Coordination Committee, in accordance with R.A. No. 6957, as amended by R.A. No. 7718. In case of obligations assumed by GOCCs, issuance or execution of a performance undertaking or other similar instrument by the agency concerned confirming that the NG will assume said obligations in case of default by the GOCC; and
- (c) Approval of the use of the Unprogrammed Appropriations by the DBCC upon recommendation by the head of the agency concerned and the DBCC-Technical Working Group on Contingent Liabilities.

Implementation of this provision shall be subject to guidelines that may be issued for the purpose.

7. **Payment of Arrears of the Land Transportation Office for Information Technology Services.** The amount of Two Billion Pesos (P2,000,000,000) appropriated herein chargeable against Purpose No. 6 shall be used to cover the payment of Land Transportation Office for information technology services.

Release of funds for the purpose shall be subject to Special Provision No. 1 hereof.

8. **Refund of the Service Development Fee for the Right to Develop the Nampaidai Property in Tokyo, Japan.** The amount of Two Hundred Ten Million Five Hundred Seventy Nine Thousand Pesos (P210,579,000) chargeable against Purpose No. 7 shall be used exclusively for the Refund of the Service Development Fee on the right to develop the Nampaidai Property in Tokyo, Japan to Nagayama-Taisei Consortium (NTC), pursuant to the Notice of Termination dated June 11, 2009 issued by the Secretary of Finance cancelling the award to NTC on the right to develop the Nampaidai Property.

Release for the refund shall be subject to Special Provision No. 1 hereof, prior endorsement by the Secretary of Finance that the conditions, if any, for the refund have been complied with, and submission by the DOF of certification from the BTr that the amount corresponding to the Service Development Fee has actually been deposited with the National Treasury as income of the General Fund.

9. **Prior Years' Local Government Unit Shares.** The amount of Fourteen Million Six Hundred Twenty Three Thousand Pesos (P14,623,000) chargeable against Purpose No. 8 for prior years' LGU shares from Special Privilege Tax shall be released by the BTr to the beneficiary LGUs only through authorized government servicing banks upon certification of actual collections by the revenue collecting agency and actual remittance to the BTr.

The LGU shall submit quarterly reports on the utilization of the prior years' LGU shares, through other electronic means and the LGU's website.

The LGU shall send written notice when said reports have been submitted or posted on its website to the DBM, House of Representatives, Senate of the Philippines, House Committee on Appropriations, Senate Committee on Finance, and other offices where the submission of reports is required under existing laws, rules and regulations. The date of notice to said agencies shall be considered the date of compliance with this requirement.

10. **Bangko Sentral ng Pilipinas Equity Infusion.** The amount of Five Billion Pesos (P5,000,000,000) chargeable against Purpose No. 9 shall be used for the payment of increase in capitalization of the BSP pursuant to Section 2 of R.A. No. 7653, as amended by R.A. No. 11211.

Release of funds for the purpose shall be subject to Special Provision No. 1 hereof.

11. **Public Health Emergency Benefits and Allowances for Health Care and Non-Health Care Workers.** The amount of Fifty Two Billion Nine Hundred Sixty Two Million One Hundred Seventy Two Thousand Pesos (P52,962,172,000) appropriated herein chargeable against Purpose No. 10 may also be used to pay the arrears reckoning 2020 for the COVID-19 allowance and compensation of eligible health and non-health care workers, in accordance with R.A. No. 11469 (Bayanihan to Heal as One Act), R.A. No. 11494 (Bayanihan to Recover as One Act), and R.A. No. 11712 (Public Health Emergency Benefits and Allowances for Health Care Workers Act).

12. **Various National Housing Authority (NHA) Projects.** The amount of One Hundred Twenty Million Pesos (P120,000,000) chargeable against Purpose No. 54 shall be used exclusively for the following programs and projects of the NHA: (i) resettlement program for ISFs affected by DOTr infrastructure projects (NHA Caloocan Housing Project) - Phase 2; and (ii) Taal volcano resettlement project in Talisay, Batangas for families affected by the Taal volcano eruption.

Release of funds for the purpose shall be subject to Special Provision No. 1 hereof.

13. Use of Excess Revenue from the Total Annual Tariff Revenue from Rice Importation. The amount under Purpose No. 1 may also be utilized for the authorized purpose/s provided under Section 13 of R.A. No. 11203 and Section 3 of R.A. No. 11598.

Release of funds shall be subject to collection of annual tariff revenue from rice importation of the preceding year in excess of Ten Billion Pesos (P10,000,000,000) pursuant to Section 13 of R.A. No. 11203, based on the certification of the BOC on the tariff revenue collection on rice importation. The Permanent Steering Committee shall submit to the Congressional Oversight Committee on Agriculture and Fisheries Modernization a yearly report on the usage of excess tariff collection, including their impact.

14. Amounts under the Unprogrammed Appropriations. The DBM is hereby authorized to approve the following:

(a) Modification of amounts within the authorized purposes; and

(b) Use of amounts under the Purposes of the Unprogrammed Appropriations, except the Budgetary Support to GOCCs and the Support to Foreign-Assisted Projects, as additional appropriations to cover deficiencies in the amounts authorized in any of the purposes under the Unprogrammed Appropriations.

The DBM shall post on its website the status of monthly releases charged against the Unprogrammed Appropriations.

15. Reportorial Requirement. The DBM shall submit to the Speaker of the House of Representatives, the President of the Senate of the Philippines, the House Committee on Appropriations and the Senate Committee on Finance, either in printed form or by way of electronic document, quarterly reports on releases from the Unprogrammed Appropriations.

New Appropriations, by Purpose

PURPOSE(S)	Current Operating Expenditures			
	Personnel Services	Maintenance and Other Operating Expenses	Capital Outlays	Total
1. Support for Infrastructure Projects and Social Programs	P	P 30,954,867,000	P 19,078,305,000	50,033,172,000
2. Revised AFP Modernization Program			17,500,000,000	17,500,000,000
3. Budgetary Support to Government-Owned and/or -Controlled Corporations		13,187,640,000		13,187,640,000
4. Support to Foreign-Assisted Projects		5,357,788,000	338,780,173,000	344,137,961,000
5. Risk Management Program		1,000,000,000		1,000,000,000
6. Payment of Arrears of LTO-IT Service		2,000,000,000		2,000,000,000
7. Refund of the Service Development Fee for the Right to Develop the Nampeidai Property in Tokyo, Japan		210,579,000		210,579,000
8. Prior Years' LGU Shares		14,623,000		14,623,000
9. Bangko Sentral ng Pilipinas (BSP) Equity Infusion pursuant to R.A. No. 11211			5,000,000,000	5,000,000,000
10. Public Health Emergency Benefits and Allowances for Health Care and Non-Health Care Workers	4,000,000,000	48,962,172,000		52,962,172,000

11. Vaccine for COVID-19 and Other Emerging Diseases	3,500,000,000		3,500,000,000
12. Priority Social Programs for Health (including Health Facilities Enhancement Program), Social Welfare and Development, Higher Education and Technical and Vocational Education	51,900,000,000	270,000,000	52,170,000,000
13. Construction of Medical Arts Building, Halfway House and Adult Specialty Center, Ospital ng Tagaytay		500,000,000	500,000,000
14. Construction of Medical Arts Building, Halfway House and Adult Specialty Center, Bicol Regional Hospital and Medical Center		500,000,000	500,000,000
15. Construction of Medical Arts Building, Halfway House and Adult Specialty Center, Mariano Marcos Memorial Hospital and Medical Center		500,000,000	500,000,000
16. Corn Processing Complex including Production Support Services and Machineries	251,930,000	356,406,000	608,336,000
17. Smart/Intelligence Campus/ICT Modernization and Advanced Digital Infrastructure Program of Various State Universities and Colleges		17,800,000,000	17,800,000,000
18. Purchase of Passport Booklets and Personalization	100,000,000		100,000,000
19. National Broadband Program of the Department of Information and Communications Technology		1,000,000,000	1,000,000,000
20. National Data Privacy Program of the National Privacy Commission		620,000,000	620,000,000
21. Procurement of Various Technical and Tactical Equipment for the Department of Justice		500,000,000	500,000,000
22. Free Technical and Vocational Education and Training Program of the Technical Education and Skills Development Authority	106,610,000		106,610,000
23. Procurement of Various Technical and Tactical Equipment for the Department of National Defense		200,000,000	200,000,000
24. Acquisition of S-70i Black Hawk Full Mission Simulator (FMS) of the Philippine Airforce		300,000,000	300,000,000
25. General Management and Supervision under GAS-DPWH		2,000,000,000	2,000,000,000

GENERAL APPROPRIATIONS ACT, FY 2023

26. Pre-Feasibility Studies/Preliminary and Detailed Engineering	6,000,000,000	6,000,000,000
27. Maintenance, Repair and Rehabilitation of Infrastructure Facilities (Routine Maintenance of National Roads and Bridges)	9,300,000,000	9,300,000,000
28. Maintenance and Operations of DPWH Floating Equipment, and Maintenance of Public Buildings and Flood Control and Drainage	1,800,000,000	1,800,000,000
29. Priority Infrastructure Program for Roads, Bridges, Multi-Purpose Buildings/Facilities, Flood Control, and Water Systems	145,474,604,000	145,474,604,000
30. Management of Construction and Maintenance of Equipment	50,000,000	50,000,000
31. Operation of Weighbridge Stations and Atome	50,000,000	50,000,000
32. For Payment of Right-of-Way	17,500,000,000	17,500,000,000
33. Public Private Partnership - Strategic Support Fund (including Right-of-Way and Subsidy)	4,500,000,000	4,500,000,000
34. Payment of Contractual Obligations, VAT and other Taxes of the DPWH	1,000,000,000	1,000,000,000
35. Construction of Laoag-San Nicolas By Pass Road (Laoag City, Bacarra Section, Ilocos Norte)	100,000,000	100,000,000
36. Repair and Reconstruction of Laoag Cathedral, Ilocos Norte	100,000,000	100,000,000
37. For Government Counterpart of DPWH and DOTR Projects	5,000,000,000	5,000,000,000
38. Department of Science and Technology: Diffusion and Transfer of Knowledge and Technologies and Other Related Projects and Activities	250,000,000	250,000,000
39. Social Pension for Indigent Senior Citizens	25,000,000,000	25,000,000,000
40. For the Operational Requirement of National Authority for Child Care	150,000,000	150,000,000
41. For the Repair/Rehabilitation/ Expansion of Laoag International Airport, Ilocos Norte	1,000,000,000	1,000,000,000

42. For the Repair/Rehabilitation/ Expansion of Tacloban Airport, Tacloban, Leyte		2,225,000,000	2,225,000,000
43. Construction of Breakwater - Legazpi Port		200,000,000	200,000,000
44. Service Contracting of Public Utility Vehicle Program	875,000,000		875,000,000
45. Fuel Subsidy Program	500,000,000		500,000,000
46. Procurement of Various Technical and Tactical Equipment for the Philippine Coast Guard		1,632,911,000	1,632,911,000
47. OPAPRU GPH-MILF Peace Process Normalization Program	488,241,000		488,241,000
48. OPAPRU PAMANA for MNLF Communities	50,000,000		50,000,000
49. Establishment of Anti-Drug Operations Command Center of the Philippine Drug Enforcement Agency		100,000,000	100,000,000
50. For the Implementation and Expansion of Programs, Activities and Projects of the Philippine Space Agency	89,000,000	11,000,000	100,000,000
51. Construction of Main and Integrated Field Office Building of the Commission on Elections		250,000,000	250,000,000
52. Construction of Navotas Fish Port Complex, Phases 1 and 2		1,500,000,000	1,500,000,000
53. Military Replication Projects of the Bases Conversion and Development Authority	500,000,000		500,000,000
54. Various National Housing Authority (NHA) Projects	120,000,000		120,000,000
55. For the Payment of Retirement Benefits of Intercontinental Broadcasting Corporation employees from 2009 to 2023	431,631,000		431,631,000
56. Philippine Postal Corporation Reimbursement of Franking Privilege Services	500,000,000		500,000,000
57. Maintenance of Automated Traffic Data Collection Program	50,000,000		50,000,000
58. Support to the Barangay Development Program of the NTF-ELCAC	3,664,000,000		3,664,000,000

59. Local Government Support Fund	4,000,000,000	4,000,000,000
60. Miscellaneous Personnel Benefits Fund-Staffing Modifications/ Upgrading of Salaries (Civilian)	2,750,000,000	2,750,000,000
61. Pension and Gratuity Fund-Retirement Gratuity/Terminal Leave Benefits (Civilian)	3,500,000,000	3,500,000,000
Sub-total, Purpose(s)	10,400,000,000	205,264,081,000
TOTAL NEW APPROPRIATIONS	P 10,400,000,000	P 205,264,081,000
	P 591,498,399,000	P 807,162,480,000

New Appropriations, by Object of Expenditures
(In Thousand Pesos)

Current Operating Expenditures

Personnel Services

Civilian Personnel

Other Compensation for Specific Groups

Lump-sum for Personnel Services

2,900,000

Other Personnel Benefits

4,000,000

Total Other Compensation for Specific Groups

6,900,000

Other Benefits

Retirement Gratuity

1,750,000

Terminal Leave

1,750,000

Total Other Benefits

3,500,000

Total Personnel Benefits

10,400,000

Maintenance and Other Operating Expenses

Training and Scholarship Expenses

1,579,093

Supplies and Materials Expenses

25,700,000

Professional Services

52,467,362

Repairs and Maintenance

14,310,491

Financial Assistance/Subsidy

96,737,383

Other Maintenance and Operating Expenses

Donations

3,000,000

Other Maintenance and Operating Expenses

11,469,752

Total Maintenance and Other Operating Expenses

205,264,081

Total Current Operating Expenditures

215,664,081

Capital Outlays

Investment Outlay	5,000,000
Property, Plant and Equipment Outlay	
Infrastructure Outlay	558,279,492
Buildings and Other Structures	3,760,000
Machinery and Equipment Outlay	22,410,317
Transportation Equipment Outlay	2,003,590
Intangible Assets Outlay	45,000
	<hr/>
Total Capital Outlays	591,498,399
	<hr/>
TOTAL NEW APPROPRIATIONS	807,162,480
	<hr/> <hr/>

GENERAL SUMMARY
UNPROGRAMMED APPROPRIATIONS

	Current Operating Expenditures			
	Personnel Services	Maintenance and Other Operating Expenses	Capital Outlays	Total
A. UNPROGRAMMED APPROPRIATIONS	P 10,400,000,000	P 205,264,081,000	P 591,498,399,000	P 807,162,480,000
TOTAL NEW APPROPRIATIONS, UNPROGRAMMED APPROPRIATIONS	P 10,400,000,000	P 205,264,081,000	P 591,498,399,000	P 807,162,480,000

**BUDGETS OF DEPARTMENT OF ENERGY
ATTACHED CORPORATIONS
FISCAL YEAR 2023**

I. NATIONAL ELECTRIFICATION ADMINISTRATION**SOURCES AND USES OF FUNDS BY EXPENSE CLASS, FY 2023**

(In Thousand Pesos)

SUMMARY

	<u>Current Operating Expenditures</u>			
	<u>Personnel Services</u>	<u>Maintenance and Other Operating Expenses</u>	<u>Capital Outlays</u>	<u>Total</u>
A. PROGRAM/ACTIVITY/PROJECT				
1. General Administration and Support	P 814,318 P	365,985 P	P	1,180,303
2. Support to Operations			98,347	98,347
3. Operations		<u>1,897,500</u>	<u>1,000,000</u>	<u>2,897,500</u>
a. Locally-Funded Projects				
Rural Electrification		1,897,500		1,897,500
b. Loans to Electric Cooperatives			<u>1,000,000</u>	<u>1,000,000</u>
TOTAL	P <u>814,318 P</u>	<u>2,263,485 P</u>	<u>1,098,347 P</u>	<u>4,176,150</u>

I. NATIONAL ELECTRIFICATION ADMINISTRATION**SOURCES AND USES OF FUNDS BY EXPENSE CLASS, FY 2023**

(In Thousand Pesos)

NATIONAL GOVERNMENT EQUITY AND/OR SUBSIDY

Schedule I

	<u>Current Operating Expenditures</u>			
	<u>Personnel Services</u>	<u>Maintenance and Other Operating Expenses</u>	<u>Capital Outlays</u>	<u>Total</u>
A. PROGRAM/ACTIVITY/PROJECT				
1. Operations	P <u>1,897,500</u>		P <u>1,897,500</u>	
a. Locally-Funded Projects				
Rural Electrification		<u>1,897,500</u>		<u>1,897,500</u>
TOTAL	P <u>1,897,500</u>		P <u>1,897,500</u>	

I. NATIONAL ELECTRIFICATION ADMINISTRATION

SOURCES AND USES OF FUNDS BY EXPENSE CLASS, FY 2023

Schedule II

(In Thousand Pesos)

CORPORATE FUNDS

	Current Operating Expenditures			
	Personnel Services	Maintenance and Other Operating Expenses	Capital Outlays	Total
A. PROGRAM/ACTIVITY/PROJECT				
1. General Administration and Support	P 814,318	P 365,985	P	1,180,303
2. Support to Operations			98,347	98,347
3. Operations				
a. Loans to Electric Cooperatives			1,000,000	1,000,000
TOTAL	P 814,318	a/ P 365,985	P 1,098,347	P 2,278,650

a/ net of depreciation expense of P19.930 Million

Special Provision(s)

1. **Approval of the FY 2023 Corporate Operating Budget of the National Electrification Administration under R.A. No. 7638.** The FY 2023 Corporate Operating Budget (COB) of the NEA is hereby approved by the Congress of the Philippines pursuant to Section 13, Chapter III of R.A. No. 7638.

2. **Acquisition of Equipment.** The acquisition of equipment included in the approved COB shall be subject to the provisions of Corporate Budget Circular No. 17 dated February 9, 1996, Administrative Order No. 14 dated December 10, 2018, Budget Circular No. 2022-1 dated February 11, 2022 and other guidelines issued thereon.

3. **Compliance with the Information Systems Strategic Plan.** The amounts authorized in this Act for ICT requirements under Capital Outlay shall be used in accordance with the Agency's Information Systems Strategic Plan, subject to the compliance with the rules and regulations issued by the DICT.

4. **Payment of Compensation and Benefits.** Payment of salaries, allowances and other benefits shall be in accordance with applicable laws, rules and regulations such as, but not limited to P.D. No. 985, as amended, R.A. No. 6758, as amended, R.A. No. 10149, Corporate Compensation Circular No. 10 dated February 15, 1999, Memorandum Order No. 20, s. 2001 and Executive Order No. 150 dated October 1, 2021.

5. **Payment of Terminal Leave Benefits.** Payment of terminal leave benefits shall be computed in accordance with the rates, conditions and procedure prescribed under applicable laws and guidelines issued thereon.

The amount of Twenty Seven Million One Hundred Eighteen Thousand Pesos (P27,118,000) shall be used exclusively for the payment of terminal leave benefits to the affected NEA personnel.

6. **Budget Flexibility.** The NEA Board of Administrators is authorized to modify programs and projects, reallocate the corresponding budgetary requirements approved herein, as well as augment the deficiencies which may arise from factors beyond the NEA's control such as, but not be limited to: (i) currency depreciation; (ii) inflation; (iii) change in interest rates; (iv) change in programs or projects; and (v) change in schedule of project implementation.

In the exercise of said authority, the NEA shall observe the following limitations:

(a) No acquisition of motor vehicles and payment of travelling, representation, discretionary, or extraordinary and miscellaneous expenses; and

(b) Personnel Services allocation in the approved COB shall not be augmented by new funding sources, which shall include, but not limited to, MOOE and Capital Outlays.

7. **Augmentation Beyond the Approved Corporate Operating Budget.** The NEA Board of Administrators is authorized to augment and disburse funds beyond the total amount approved in this Act for the continuous implementation of the Sitio Electrification and Barangay Line Enhancement Projects, and the rehabilitation, repair or reconstruction of distribution facilities damaged by natural and human-induced calamities. The funds shall be sourced from the unutilized balances of prior years' subsidy until 2021 by the National Government as certified by the Chief Accountant and Administrator of NEA.

In no case shall Personnel Services allocation be augmented beyond the total amount approved in this Act.

The NEA shall submit quarterly reports on the fund utilization to both Houses of Congress. (CONDITIONAL IMPLEMENTATION- President's Veto Message, December 16, 2022, Volume 1-B, pages 789-790, R.A. No. 11936)

8. **Remittance of Cash Dividends.** Cash dividends equivalent to at least fifty percent (50%) of the annual net earnings of the NEA shall be deposited with the National Treasury as income of the General Fund pursuant to R.A. No. 7656.

9. **Audit of Government Funds.** Government funds authorized herein to be invested as equity by the corporation to its subsidiaries, as well as the grant of subsidy, loan contribution or any kind of financial assistance to end-user entities both in the private or public sector, shall be subject to audit by the COA pursuant to the provisions of P.D. No. 1445, as amended.

10. **Transparency Seal.** To enhance transparency and enforce accountability, the NEA shall maintain a Transparency Seal to be posted on its website. The Transparency Seal shall contain the following: (i) corporation's mandates and functions, names of its officials with their position and designation, and its contact information; (ii) approved COB and corresponding targets including any amount of budgetary support from the National Government; (iii) budgetary adjustments made in its COB; (iv) annual procurement plan/s and contracts awarded with the winning suppliers, contractor or consultant; (v) major programs and projects and their target beneficiaries; (vi) status of implementation, evaluation and/or assessment reports of said programs or projects; (vii) Budget and Financial Accountability Reports; (viii) Updated People's Freedom of Information (FOI) Manual signed by head of agency, Updated One-Page FOI Manual and Agency FOI Reports; and (ix) year-end financial reports and trial balances for the last three (3) fiscal years.

The Administrator of the NEA and the Administration's web administrator or his/her equivalent shall be responsible for ensuring compliance with this requirement.

The DBM shall post on its website the status of compliance of the NEA.

II. NATIONAL POWER CORPORATION**SOURCES AND USES OF FUNDS BY EXPENSE CLASS, FY 2023**

(In Thousand Pesos)

SUMMARY

	Current Operating Expenditures			
	Personnel Services	Maintenance and Other Operating Expenses	Capital Outlays	Total
A. PROGRAM/ACTIVITY/PROJECT				
1. General Administration and Support	P 894,515 P	458,289 P	169,957 P	1,522,761
a. Head Office Support Group	668,872	420,500	98,912	1,188,284
b. Engineering Administration/Survey/ Development Studies Planning	225,643	37,789	71,045	334,477
2. Support to Operations		93,365		93,365
a. Other Expenses		93,365		93,365
3. Operations	1,215,425	8,273,513	2,986,762	12,475,700
a. Small Power Utilities Group	1,111,004	1,228,301	2,956,709	5,296,014
b. Production of Goods		6,886,431		6,886,431
c. Watershed Management	104,421	158,781	30,053	293,255
4. Debt Service		41,921		41,921
5. Other Expenditures	22,716	12,837,912		12,860,628
a. Input VAT		2,024,367		2,024,367
b. Bataan Nuclear Power Plant Preservation	22,716	53,943		76,659
c. New Power Provider Subsidy		10,371,048		10,371,048
d. Dividends Paid		388,554		388,554
6. Personnel Services and Maintenance and Other Operating Expenses	754,484	640,405		1,394,889
a. As Operator of PSALM's Assets	754,484	640,405		1,394,889
7. Foreign-Assisted Projects			60,859	60,859
a. Access to Sustainable Energy Program			35,109	35,109
b. Agus-Pulangi Rehabilitation			25,750	25,750
TOTAL BEFORE PRIOR YEARS' NG SUBSIDY	2,887,140	22,345,405	3,217,578	28,450,123
PRIOR YEARS' NG SUBSIDY			2,735,253	2,735,253
TOTAL	P 2,887,140 P	22,345,405 P	5,952,831 P	31,185,376

II. NATIONAL POWER CORPORATION**SOURCES AND USES OF FUNDS BY EXPENSE CLASS, FY 2023**

Schedule I

(In Thousand Pesos)

NATIONAL GOVERNMENT SUBSIDY

	Current Operating Expenditures			Total
	Personnel Services	Maintenance and Other Operating Expenses	Capital Outlays	
A. PROGRAM/ACTIVITY/PROJECT				
1. Operations			P 1,314,107	P 1,314,107
a. Small Power Utilities Group			1,314,107	1,314,107
TOTAL BEFORE PRIOR YEARS' NG SUBSIDY			1,314,107	1,314,107
PRIOR YEARS' NG SUBSIDY			2,735,253	2,735,253
TOTAL			P 4,049,360	P 4,049,360

II. NATIONAL POWER CORPORATION**SOURCES AND USES OF FUNDS BY EXPENSE CLASS, FY 2023**

Schedule II

(In Thousand Pesos)

CORPORATE FUNDS

	Current Operating Expenditures			Total
	Personnel Services	Maintenance and Other Operating Expenses	Capital Outlays	
A. PROGRAM/ACTIVITY/PROJECT				
1. General Administration and Support	P 894,515	P 458,289	P 169,957	P 1,522,761
a. Head Office Support Group	668,872	420,500	98,912	1,188,284
b. Engineering Administration/Survey/ Development Studies Planning	225,643	37,789	71,045	334,477
2. Support to Operations		93,365		93,365
a. Other Expenses		93,365		93,365
3. Operations	1,215,425	8,273,513	1,672,655	11,161,593
a. Small Power Utilities Group	1,111,004	1,228,301	1,642,602	3,981,907
b. Production of Goods		6,886,431		6,886,431
c. Watershed Management	104,421	158,781	30,053	293,255
4. Debt Service		41,921		41,921

5. Other Expenditures	22,716	12,837,912	12,860,628
a. Input VAT		2,024,367	2,024,367
b. Bataan Nuclear Power Plant Preservation	22,716	53,943	76,659
c. New Power Provider Subsidy		10,371,048	10,371,048
d. Dividends Paid		388,554	388,554
6. Personnel Services and Maintenance and Other Operating Expenses	754,484	640,405	1,394,889
a. As Operator of PSALM's Assets	754,484	640,405	1,394,889
7. Foreign-Assisted Projects		60,859	60,859
a. Access to Sustainable Energy Program		35,109	35,109
b. Agus-Pulangi Rehabilitation		25,750	25,750
TOTAL	P 2,887,140 P	22,345,405^{a/} P	1,903,471 P 27,136,016

a/ MOOE, net of allowance for depreciation at P559.983 Million

Special Provision(s)

1. **Approval of the FY 2023 Corporate Operating Budget of the National Power Corporation under R.A. No. 7638.** The FY 2023 Corporate Operating Budget (COB) of the NPC is hereby approved by the Congress of the Philippines pursuant to Section 13, Chapter III of R.A. No. 7638.

2. **Acquisition of Equipment.** The acquisition of equipment included in the approved COB shall be subject to the provisions of Corporate Budget Circular No. 17 dated February 9, 1996, Administrative Order No. 14 dated December 10, 2018, Budget Circular No. 2022-1 dated February 11, 2022 and other guidelines issued thereon.

3. **Payment of Compensation and Benefits.** Payment of salaries, allowances and other benefits shall be in accordance with applicable laws, rules and regulations such as, but not limited to P.D. No. 985, as amended, R.A. No. 6758, as amended, R.A. No. 10149, Corporate Compensation Circular No. 10 dated February 15, 1999, Memorandum Order No. 20, s. 2001 and Executive Order No. 150 dated October 1, 2021.

4. **Payment of Terminal Leave, Separation or Retirement Benefits.** Payment of terminal leave, separation or retirement benefits shall be computed in accordance with the rates, conditions and procedure prescribed under applicable laws and guidelines issued thereon.

The amounts of Two Hundred Ten Million Two Hundred Forty Six Thousand Pesos (P210,246,000) and Five Hundred Three Million Seven Hundred Eighty Two Thousand Pesos (P503,782,000) shall be used exclusively for the payment of terminal leave and separation benefits, respectively, to the affected NPC personnel based on the list submitted by NPC to the DBM. In no case shall said amount be used to pay affected personnel who are eligible to receive separation or retirement benefits under applicable laws.

5. **Budget Flexibility.** The NPC Board of Directors is authorized to modify programs and projects, reallocate the corresponding budgetary requirements approved herein, as well as augment the deficiencies which may arise from factors beyond the NPC's control such as, but not limited to: (i) occurrence of natural calamities; (ii) currency depreciation; (iii) inflation; (iv) change in interest rates; (v) increase in oil, steam, coal or natural gas prices; (vi) change in generation mix and demand including purchased power; (vii) change in generation or transmission system plan or program; (viii) change in programs or projects; (ix) change in schedule of project implementation; (x) transfer or elimination of projects or installations that are hazardous to the health or safety of inhabitants; and (xi) reorganization, subsidiarization or privatization should conditions warrant.

In the exercise of said authority, the NPC shall observe the following limitations:

- No acquisition of motor vehicles and payment of travelling, representation, discretionary, or extraordinary and miscellaneous expenses; and
- Personnel Services allocation in the approved COB shall not be augmented by new funding sources.

6. **Augmentation Beyond the Approved Corporate Operating Budget.** The NPC Board of Directors is authorized to augment and disburse funds beyond the total amount approved in this Act exclusively for the MOOE and Capital Outlay requirements related to missionary electrification, and rehabilitation and management of watershed areas due to the effects of peso devaluation, fuel price increase in the market, improvement or changes in power generation activities or demand of customers, electrification of new areas, increase in taxes and production costs, or imposition of new taxes.

The fund shall be sourced from new funding sources, such as income arising from increase in universal and generation charges approved by the Energy Regulatory Commission or grant of financial assistance by LGUs and other sources as authorized under existing laws, guidelines and issuances, such as but not limited to R.A. No. 9136 or the Electric Power Industry Reform Act of 2001 and its IRR as certified by the Chief Accountant and President of NPC.

In no case shall Personnel Services allocation be augmented beyond the total amount approved in this Act.

7. **Collection of Delinquent Receivables from Electric Cooperatives under the Small Power Utilities Group.** In order to augment the fund sources necessary to support the budgetary requirements of the NPC and ensure the viability of its operations, the NPC Board of Directors is hereby authorized to act with finality, without further need of confirmation, appraisal, or assessment from other government agencies, the settlement and compromise of accrued penalties, interest and other charges due from electric cooperatives. In all cases, the NPC Board of Directors shall ensure that the approved settlement and compromise shall not be against provisions of law or public policy, and shall be consistent with public interest and redound to the benefit of the National Government.

8. **Procurement of Critical Supplies.** The NPC shall ensure the timely and sufficient provision of fuel and spare parts for its Small Power Utilities Group to ensure adequate power supply in areas covered. For this purpose, the NPC shall resort to available modalities in the procurement thereof, subject to the pertinent provisions of R.A. No. 9184, its IRR, and other guidelines issued thereon.

9. **Remittance of Cash Dividends.** Cash dividends equivalent to at least fifty percent (50%) of the annual net earnings of the NPC shall be deposited with the National Treasury as income of the General Fund pursuant to R. A. No. 7656.

10. **Audit of Government Funds.** Government funds authorized herein to be invested as equity by the corporation to its subsidiaries, as well as the grant of

subsidy, loan contribution or any kind of financial assistance to end-user entities both in the private or public sector, shall be subject to audit by the COA pursuant to the provisions of P.D. No. 1445, as amended.

11. **Transparency Seal.** To enhance transparency and enforce accountability, the NPC shall maintain a Transparency Seal to be posted on its website. The Transparency Seal shall contain the following: (i) corporation's mandates and functions, names of its officials with their position and designation, and its contact information; (ii) approved COB and corresponding targets including any amount of budgetary support from the National Government; (iii) budgetary adjustments made in its COB; (iv) annual procurement plan/s and contracts awarded with the winning suppliers, contractor or consultant; (v) major programs and projects and their target beneficiaries; (vi) status of implementation, evaluation and/or assessment reports of said programs or projects; (vii) Budget and Financial Accountability Reports; (viii) Updated People's Freedom of Information (FOI) Manual signed by head of agency, Updated One-Page FOI Manual and Agency FOI Reports; and (ix) year-end financial reports and trial balances for the last three (3) fiscal years.

The President of the NPC and the Corporation's web administrator or his/her equivalent shall be responsible for ensuring compliance with this requirement.

The DBM shall post on its website the status of compliance of the NPC.

III. PHILIPPINE NATIONAL OIL COMPANY**SOURCES AND USES OF FUNDS BY EXPENSE CLASS, FY 2023**

(In Thousand Pesos)

SUMMARY

	Current Operating Expenditures			
	Personnel Services	Maintenance and Other Operating Expenses	Capital Outlays	Total
A. PROGRAM/ACTIVITY/PROJECT				
1. General Administration and Support	P 156,858 P	143,788 P	40,997 P	341,643
2. Support to Operations	24,089	2,449	54	26,592
3. Operations	48,452	174,446	458,578	681,476
TOTAL	P 229,399 P	320,683 P	499,629 P	1,049,711

III. PHILIPPINE NATIONAL OIL COMPANY**SOURCES AND USES OF FUNDS BY EXPENSE CLASS, FY 2023**

(In Thousand Pesos)

CORPORATE FUNDS

Schedule I

	Current Operating Expenditures			
	Personnel Services	Maintenance and Other Operating Expenses	Capital Outlays	Total
A. PROGRAM/ACTIVITY/PROJECT				
1. General Administration and Support	P 156,858 P	143,788 P	40,997 P	341,643
2. Support to Operations	24,089	2,449	54	26,592
3. Operations	48,452	174,446	458,578	681,476
TOTAL	P 229,399 P	^{a/} 320,683 P	499,629 P	1,049,711

a/ MOOE, net of allowance for depreciation at P60.693 Million

Special Provision(s)

1. **Approval of the FY 2023 Corporate Operating Budget of the Philippine National Oil Company under R.A. No. 7638.** The FY 2023 Corporate Operating Budget (COB) of the PNOC is hereby approved by the Congress of the Philippines pursuant to Section 13, Chapter III of R.A. No. 7638.

2. **Acquisition of Equipment.** The acquisition of equipment included in the approved COB shall be subject to the provisions of Corporate Budget Circular No. 17 dated February 9, 1996, Administrative Order No. 14 dated December 10, 2018, Budget Circular No. 2022-1 dated February 11, 2022 and other guidelines issued thereon.

3. **Payment of Compensation and Benefits.** Payment of salaries, allowances and other benefits shall be in accordance with applicable laws, rules and regulations such as, but not limited to P.D. No. 985, as amended, R.A. No. 6758, as amended, R.A. No. 10149, Corporate Compensation Circular No. 10 dated February 15, 1999, Memorandum Order No. 20, s. 2001, and Executive Order No. 150 dated October 1, 2021.

4. **Payment of Terminal Leave, Separation or Retirement Benefits.** Payment of terminal leave, separation or retirement benefits shall be computed in accordance with the rates, conditions and procedure prescribed under applicable laws and guidelines issued thereon.

The amounts of Seven Million Five Hundred Five Thousand Pesos (P7,505,000) and One Million Three Hundred Twenty Thousand Pesos (P1,320,000) shall be used exclusively for the payment of terminal leave and separation benefits, respectively, to the affected PNOC personnel based on the list submitted by PNOC to the DBM. In no case shall said amount be used to pay affected personnel who are eligible to receive separation or retirement benefits under applicable laws.

5. **Budget Flexibility.** The PNOC Board of Directors is authorized to modify programs and projects, reallocate the corresponding budgetary requirements approved herein, as well as augment the deficiencies which may arise from factors beyond the PNOC's control such as, but not limited to: (i) currency depreciation; (ii) inflation; (iii) change in interest rates; (iv) change in programs or projects; (v) increase in taxes; (vi) increase in costs associated with the privatization of subsidiaries; and (vii) payment of obligations as a result of final judgment of the court.

In the exercise of said authority, PNOC shall observe the following limitations:

- (a) No acquisition of motor vehicles and payment of travelling, representation, discretionary, or extraordinary and miscellaneous expenses; and
- (b) Personnel Services allocation in the approved COB shall not be augmented by new funding sources.

6. **Funds for Capital Outlays.** Notwithstanding the provisions of Special Provision No. 5, the PNOC and its subsidiaries shall utilize Capital Outlays provided herein for the primary purposes of exploration, exploitation and development of energy resources as well as the production, refining, tankerage and/or shipping, storage, and transport of oil or petroleum operations.

An amount not exceeding One Billion Pesos (P1,000,000,000) in the aggregate and with equity investment not to exceed thirty-six percent (36%) of the outstanding capital stock may be invested in entities not engaged in the above primary purposes.

In no case shall Capital Outlays be used as loans or advances to entities not engaged in the above primary purposes.

7. **PNOC Renewables Corporation.** The PNOC shall not provide funds for additional investment, capitalization, loans or advances to the PNOC Renewables Corporation unless it is for the purpose of winding down of the latter.

8. **Augmentation Beyond Approved Corporate Operating Budget.** The PNOC is hereby authorized to augment and disburse funds beyond the total amount approved in this Act, using corporate funds, for the payment of monetary claims, tax deficiency assessments, damages, and all other judgment obligations pursuant to any final and executory decision that may be rendered during the year.

In no case shall Personnel Services allocation be augmented beyond the total amount approved in this Act.

9. **Remittance of Cash Dividends.** Cash dividends equivalent to at least fifty percent (50%) of the annual net earnings of the PNOC shall be deposited with the National Treasury as income of the General Fund pursuant to R.A. No. 7656.

10. **Energy Supply Base.** The PNOC shall submit to the Congress of the Philippines a Board-approved Updated Master Development Plan, Feasibility Study and Due Diligence Report on the Energy Supply Base. It shall also submit regular reports on the status of the project.

11. **Audit of Government Funds.** Government funds authorized herein to be invested as equity by the corporation to its subsidiaries, as well as the grant of subsidy, loan contribution or any kind of financial assistance to end-user entities both in the private or public sector, shall be subject to audit by the COA pursuant to the provisions of P.D. No. 1445, as amended.

12. **Transparency Seal.** To enhance transparency and enforce accountability, the PNOC shall maintain a Transparency Seal to be posted on its website. The Transparency Seal shall contain the following: (i) corporation's mandates and functions, names of its officials with their position and designation, and its contact information; (ii) approved COB and corresponding targets including any amount of budgetary support from the National Government; (iii) budgetary adjustments made in its COB; (iv) annual procurement plan/s and contracts awarded with the winning suppliers, contractor or consultant; (v) major programs and projects and their target beneficiaries; (vi) status of implementation, evaluation and/or assessment reports of said programs or projects; (vii) Budget and Financial Accountability Reports; (viii) Updated People's Freedom of Information (FOI) Manual signed by head of agency, Updated One-Page FOI Manual and Agency FOI Reports; and (ix) year-end financial reports and trial balances for the last three (3) fiscal years.

The President of the PNOC and the Corporation's web administrator or his/her equivalent shall be responsible for ensuring compliance with this requirement.

The DBM shall post on its website the status of compliance of the PNOC.

GENERAL PROVISIONS FISCAL YEAR 2023

GENERAL PROVISIONS

Sec. 2. FY 2023 Budget with Unified Accounts Code Structure. All items of appropriations in this Act shall be given account codes by the DBM pursuant to the Unified Accounts Code Structure. These account codes shall be used in the release of the appropriations in this Act for a unified accounting, auditing, and reporting of all the financial transactions of the government.

Sec. 3. The General Appropriations Act as the Allotment Order. The General Appropriations Act (GAA), upon its effectivity, shall be considered the allotment authorizing agencies to obligate in accordance with its provisions, except for the following:

- (a) Appropriations that by virtue of law, general or special provisions, and rules and regulations have conditions or requirements before release;
- (b) Lump-sum appropriations in the agency budget and special purpose funds that have no details necessary for release; and
- (c) Those requiring a Special Budget under the general and special provisions in this Act.

In the case of automatic appropriations, the allotment shall be issued by the DBM upon compliance with the conditions provided by law.

The DBM shall identify the items of appropriations in the GAA which are not covered by the GAA as the allotment order and submit a copy thereof to the Speaker of the House of Representatives, President of the Senate of the Philippines, House Committee on Appropriations and Senate Committee on Finance.

RECEIPTS AND INCOME

Sec. 4. Receipts or Revenues Collected by Agencies. As a general rule, all fees, charges, assessments, and other receipts or revenues collected by departments, bureaus and offices of the National Government, including Constitutional Offices enjoying fiscal autonomy in the exercise of their mandated functions, at such rates as are now or may be approved by the appropriate approving authority shall be deposited with the National Treasury as income of the General Fund pursuant to Section 44, Chapter 5, Book VI of E.O. No. 292, s. 1987 and Section 65 of P.D. No. 1445.

Exceptions to the foregoing are:

- (a) Receipts authorized by law to be recorded as a Special Account in the General Fund, Trust Fund, or a fund other than the General Fund which shall be established in accordance with rules and regulations as may be issued by the Permanent Committee (the "Permanent Committee") created under Section 45, Chapter 5, Book VI of E.O. No. 292. The said special funds may be made available for expenditure, subject to any special provision of the agencies concerned; and
- (b) Other instances authorized by law.

Disbursements or expenditures by agencies from use or retention of income absent the above legal authority or from income deposited outside of the National Treasury without legal basis shall be void and shall subject the erring officials and employees to disciplinary actions in accordance with Section 43, Chapter 5, and Section 80, Chapter 7, Book VI of E.O. No. 292, and to appropriate criminal action under existing laws.

All agencies shall ensure that fees, charges and assessments collected cover the costs of services delivered to the public. They may be allowed to raise their fees and charges in accordance with A.O. No. 31, s. 2012, DOF-DBM-NEDA J.C. No. 1-2013 dated January 30, 2013, and such other guidelines issued by the agencies concerned. The schedule of fees, charges and assessments collectible by any government agency, as well as any updates thereon, shall be posted on their respective websites and in big bold characters in a conspicuous place within the agency, including its regional, provincial, field or extension offices.

Sec. 5. Donations. Departments, bureaus, and offices of the National Government, including Constitutional Offices enjoying fiscal autonomy and SUCs may accept donations, contributions, grants, bequests or gifts, in cash or in kind, from various sources, domestic or foreign, for purposes relevant to their functions. National government agencies may accept donations in cash or in kind, from domestic or foreign sources, for purposes relevant to their functions. In the case of grants, in cash or in kind, from governments of foreign countries, their agencies and instrumentalities or multilateral institutions or organizations, acceptance thereof shall be subject to the prior clearance and approval by the President or his authorized representative based on the recommendation of the Secretary of Finance. On the other hand, other donations, in cash or in kind, from foreign governments shall require prior clearance and approval by the President or his authorized representative based on the recommendation of the Secretary of Foreign Affairs.

Receipts from donations, whether in cash or in kind, shall be accounted for in the books of the donee-government agency in accordance with accounting and auditing rules and regulations. The receipts from cash donations and proceeds from sale of donated commodities shall be deposited with the National Treasury and recorded as a Special Account in the General Fund and shall be available to the implementing agency concerned through a Special Budget pursuant to Section 35, Chapter 5, Book VI of E.O. No. 292.

The cash value of the donations shall be deemed automatically appropriated for the purpose specified by the donor. Donations with a term not exceeding one (1) year shall be treated as trust receipts in accordance with Section 6 hereof.

Disbursements or expenditures by agencies in violation of the above requirements shall be void and shall subject the erring officials and employees to disciplinary actions in accordance with Section 43, Chapter 5, and Section 80, Chapter 7, Book VI of E.O. No. 292, and to appropriate criminal action under existing penal laws.

The donee-agency concerned shall submit its quarterly reports of all donations received, whether in cash or in kind, and expenditures or disbursements thereon, within thirty (30) days after the end of every quarter, through the following:

- (a) URS or other electronic means for reports not covered by the URS; and
- (b) Agency's website.

The donee-agency concerned shall send written notice when said reports have been submitted or posted on its website to the DBM, House of Representatives, Senate of the Philippines, House Committee on Appropriations, Senate Committee on Finance, COA, and other offices where the submission of reports is required under existing laws, rules and regulations. The date of notice to said agencies shall be considered the date of compliance with this requirement.

Sec. 6. Trust Receipts. The following shall be deposited with the National Treasury and recorded as trust receipts in accordance with E.O. No. 338, s. 1996, as implemented by COA-DBM-DOF J.C. No. 1-97 dated January 2, 1997, and such other guidelines issued thereon:

- (a) Receipts collected or received by departments, bureaus, offices, and instrumentalities of the National Government, including Constitutional Offices enjoying fiscal autonomy and SUCs: (i) from non-tax sources, such as insurance proceeds, acting as trustee, agent or administrator; (ii) as a guaranty for the fulfillment of an obligation; or (iii) from donations authorized by law or contract with a term not exceeding one (1) year; and
- (b) Those classified by law or regulations as trust receipts.

Trust receipts shall be disbursed in accordance with the purpose for which it is created, subject to the applicable special provisions and accounting and auditing rules and regulations.

Disbursements or expenditures by agencies in violation of the above requirements shall be void and shall subject the erring officials and employees to disciplinary actions in accordance with Section 43, Chapter 5, and Section 80, Chapter 7, Book VI of E.O. No. 292, and to appropriate criminal action under existing penal laws.

The agency concerned shall submit its quarterly reports of all trust receipts collected or received, within thirty (30) days after the end of every quarter, through the following:

- (a) URS or other electronic means for reports not covered by the URS; and
- (b) Agency's website.

The agency concerned shall send written notice when said reports have been submitted or posted on its website to the DBM, House of Representatives, Senate of the Philippines, House Committee on Appropriations, Senate Committee on Finance, COA, and other offices where the submission of reports is required under existing laws, rules and regulations. The date of notice to said agencies shall be considered the date of compliance with this requirement.

Sec. 7. Performance Bonds and Deposits. Performance bonds and deposits filed or posted by private persons or entities with departments, bureaus, offices, and instrumentalities of the National Government, including Constitutional Offices enjoying fiscal autonomy and SUCs shall be deposited with the National Treasury and recorded as trust receipts in accordance with E.O. No. 338, as implemented by COA-DBM-DOF J.C. No. 1-97, and such other guidelines issued thereon.

Upon faithful performance of the undertaking or termination of the obligation for which the bond or deposit was required, any amount due shall be returned by the agency concerned to the filing party, withdrawable in accordance with accounting and auditing rules and regulations.

Disbursements or expenditures by agencies in violation of the above requirements shall be void and shall subject the erring officials and employees to disciplinary actions in accordance with Section 43, Chapter 5, and Section 80, Chapter 7, Book VI of E.O. No. 292, and to appropriate criminal action under existing penal laws.

The agency concerned shall submit its quarterly reports of all trust receipts collected or received, within thirty (30) days after the end of every quarter, through the following:

- (a) URS or other electronic means for reports not covered by the URS; and
- (b) Agency's website.

The agency concerned shall send written notice when said reports have been submitted or posted on its website to the DBM, House of Representatives, Senate of the Philippines, House Committee on Appropriations, Senate Committee on Finance, COA, and other offices where the submission of reports is required under existing laws, rules and regulations. The date of notice to said agencies shall be considered the date of compliance with this requirement.

Sec. 8. Receipts from Public-Private Partnership Projects. Receipts collected or received by departments, bureaus, offices, and instrumentalities of the National Government, including Constitutional Offices enjoying fiscal autonomy, SUCs and GOCCs, such as toll fees, charges and other revenues arising from public sector projects implemented through build-operate-and-transfer arrangement and other variants pursuant to R.A. No. 6957, as amended by R.A. No. 7718, intended for the private proponent, shall be deposited in an authorized government depository bank. Said receipts shall be booked as trust liability account of the agency concerned, notwithstanding the provisions of Section 4 hereof, subject to the guidelines to be issued by the Permanent Committee.

The National Government share from receipts arising from Public-Private Partnership (PPP) projects, if any, including interests earned thereon, shall be deposited with the National Treasury as income of the General Fund pursuant to Section 44, Chapter 5, Book VI of E.O. No. 292.

Disbursements or expenditures by agencies in violation of the above requirements shall be void and shall subject the erring officials and employees to disciplinary actions in accordance with Section 43, Chapter 5, and Section 80, Chapter 7, Book VI of E.O. No. 292, and to appropriate criminal action under existing penal laws.

The agency concerned shall submit its quarterly reports of all trust receipts collected or received, within thirty (30) days after the end of every quarter, through the following:

- (a) URS or other electronic means for reports not covered by the URS; and
- (b) Agency's website.

The agency concerned shall send written notice when said reports have been submitted or posted on its website to the DBM, House of Representatives, Senate of the Philippines, House Committee on Appropriations, Senate Committee on Finance, COA, and other offices where the submission of reports is required under existing laws, rules and regulations. The date of notice to said agencies shall be considered the date of compliance with this requirement.

Sec. 9. Revolving Funds. Revolving funds shall be established and maintained only if expressly created and authorized by law or this Section.

Receipts derived from the following may be constituted into a revolving fund and made available for the purposes stated:

- (a) Rentals for the use of buildings and facilities or from fees imposed for board and lodging, by agencies to be used for the MOOE or Capital Outlay requirements of said buildings and facilities, subject to any guidelines issued by the agency concerned and to budgeting, accounting and auditing rules and regulations; and
- (b) Other business-type activities of agencies, including sale of products, which are authorized by law or by the Permanent Committee to be utilized for the operational expenses of said business-type activity, subject to any conditions prescribed under the special provision of the agency concerned and the rules and regulations as may be prescribed by the Permanent Committee.

Revolving funds shall be separately recorded and deposited in an authorized government depository bank, and considered self-perpetuating and self-liquidating. All eligible obligations or expenditures incurred for the operations of the foregoing activities shall be charged against the revolving fund. In no case shall said fund be used for the payment of discretionary and representation expenses.

Disbursements or expenditures by agencies in violation of the above requirement shall be void and shall subject the erring officials and employees to disciplinary actions in accordance with Section 43, Chapter 5, and Section 80, Chapter 7, Book VI of E.O. No. 292, and to appropriate criminal action under existing penal laws.

The agency concerned shall submit its quarterly reports on income and expenditure, within thirty (30) days after the end of every quarter, through the following:

- (a) URS or other electronic means for reports not covered by the URS; and
- (b) Agency's website.

The agency concerned shall send written notice when said reports have been submitted or posted on its website to the DBM, House of Representatives, Senate of the Philippines, House Committee on Appropriations, Senate Committee on Finance, COA, and other offices where the submission of reports is required under existing laws, rules and regulations. The date of notice to said agencies shall be considered the date of compliance with this requirement.

Sec. 10. Reversion, Closure, and Transfer of Balances of Special Accounts, Fiduciary or Trust Funds, Revolving Funds, and Unauthorized Accounts. Departments, bureaus, offices, and instrumentalities of the National Government, including Constitutional Offices enjoying fiscal autonomy and SUCs are mandated to close and revert all balances of Special Accounts, Fiduciary or Trust Funds, and Revolving Funds to the General Fund in any of the following instances: (i) when there is no legal basis for its creation; (ii) when their terms have expired; or (iii) when they are no longer necessary for the attainment of the purposes for which said funds were established.

In case an agency fails or refuses to implement such closure, reversion or transfer, the Permanent Committee may recommend for approval of the President the closure, reversion or transfer of Special Accounts, Fiduciary or Trust Funds, Revolving Funds and Unauthorized Accounts, as the case may be, on any applicable grounds, to wit: (i) in the cases above-mentioned; (ii) when used in violation of the rules and regulations issued by the Permanent Committee; (iii) when they have remained dormant for an unreasonable length of time; or (iv) when needed by the General Fund in times of emergency.

Said agencies shall likewise transfer to the National Treasury all balances of unauthorized accounts with any banking institution. Unauthorized Accounts shall refer to cash account balances maintained by agencies without legal basis or those while legally authorized are maintained outside of the National Treasury in violation of law.

Implementation of this Section shall be subject to Permanent Committee J.C. No. 4-2012 dated September 11, 2012, and such other guidelines issued by the agencies concerned.

Sec. 11. Transparency on Public Funds. Consistent with the State policy on full public disclosure of government transactions, the BTr shall post on its official website information relating to all Special Accounts and Funds deposited with the National Treasury, which shall include, but not limited to the following: (i) agency under whose name the account or fund was constituted or created; (ii) funding source/s of the account or fund; (iii) legal basis for the creation of the account or fund; (iv) allowable uses/purposes of the account or fund; (v) monthly balances of each account or fund; and (vi) such other pertinent information as may be reasonably required to be posted on the BTr website.

In like manner, departments, bureaus, offices, and instrumentalities of the National Government, including Constitutional Offices enjoying fiscal autonomy, SUCs, and GOCCs shall post on their respective official websites information relating to public funds deposited, maintained, and invested by them with any banking or financial institution which shall include, but not limited to the following: (i) name of the banking or financial institution/s where public funds are deposited, maintained or invested; (ii) specific income or fund sources; (iii) legal basis for depositing, maintaining or investing said income/fund source/s with the bank/s or financial institution/s; (iv) allowable uses/purposes of the income or fund; (v) monthly balances of each account or fund; and (vi) such other pertinent information as may be reasonably required to be posted by the agency concerned on its website.

The head of the agency concerned and the agency's web administrator or his/her equivalent shall be responsible for ensuring compliance with the foregoing requirements.

Agencies shall ensure that posts in their websites are searchable by keywords for public's easy access of information regarding matters on public funds.

Sec. 12. Conduct of Seminar, Conference, Training, and Oath Taking Programs. Departments, bureaus, offices, and instrumentalities of the National Government, including Constitutional Offices enjoying fiscal autonomy which conduct seminar, conference, training, and oath taking programs in relation to their mandated functions are authorized to collect fees from government and private agency participants for said activities. The proceeds derived from each seminar, conference, training, and oath taking activities shall be deposited with the National Treasury as income of the General Fund pursuant to Section 44, Chapter 5, Book VI of E.O. No. 292.

However, the agencies which do not have appropriations in their budgets for the purpose may use the proceeds for the conduct of the said seminar, conference, training, and oath taking activities subject to budgeting, accounting and auditing rules and regulations. Any excess proceeds shall be deposited with the National Treasury as income of the General Fund.

The agency concerned shall submit quarterly reports on its financial and physical accomplishments, within thirty (30) days after the end of every quarter, through the following:

- (a) URS or other electronic means for reports not covered by the URS; and
- (b) Agency's website.

The agency concerned shall send written notice when said reports have been submitted or posted on its website to the DBM, House of Representatives, Senate of the Philippines, House Committee on Appropriations, Senate Committee on Finance, and other offices where the submission of reports is required under existing laws, rules and regulations. The date of notice to said agencies shall be considered the date of compliance with this requirement.

Sec. 13. Sale of Official Publications. Departments, bureaus, offices, and instrumentalities of the National Government, including Constitutional Offices enjoying fiscal autonomy are authorized to sell their official publications whether electronically or through other means.

The proceeds derived from such sale shall be deposited with the National Treasury as income of the General Fund pursuant to Section 44, Chapter 5, Book VI of E.O. No. 292. However, the agencies which do not have appropriations in their budgets for the purpose may use said proceeds to defray the cost of preparing, printing and disseminating such official publications, subject to budgeting, accounting and auditing rules and regulations. Any excess proceeds shall be deposited with the National Treasury as income of the General Fund.

The agency concerned shall submit quarterly reports on its financial and physical accomplishments, within thirty (30) days after the end of every quarter, through the following:

- (a) URS or other electronic means for reports not covered by the URS; and
- (b) Agency's website.

The agency concerned shall send written notice when said reports have been submitted or posted on its website to the DBM, House of Representatives, Senate of the Philippines, House Committee on Appropriations, Senate Committee on Finance, and other offices where the submission of reports is required under existing laws, rules and regulations. The date of notice to said agencies shall be considered the date of compliance with this requirement.

Sec. 14. Sale of Non-Serviceable, Obsolete or Unnecessary Equipment. Departments, bureaus, offices, and instrumentalities of the National Government, including Constitutional Offices enjoying fiscal autonomy are hereby authorized to sell non-serviceable, obsolete, or unnecessary equipment, including motor vehicles in accordance with Section 79 of P.D. No. 1445, E.O. No. 309, s. 1996, N.B.C. No. 425, dated January 28, 1992, and such other guidelines issued thereon. The proceeds from the sale of such equipment shall be deposited with the National Treasury as income of the General Fund pursuant to Section 44, Chapter 5, Book VI of E.O. No. 292.

The agency concerned shall submit quarterly reports on its financial and physical accomplishments, within thirty (30) days after the end of every quarter, through the following:

- (a) URS or other electronic means for reports not covered by the URS; and
- (b) Agency's website.

The agency concerned shall send written notice when said reports have been submitted or posted on its website to the DBM, House of Representatives, Senate of the Philippines, House Committee on Appropriations, Senate Committee on Finance, and other offices where the submission of reports is required under existing laws, rules and regulations. The date of notice to said agencies shall be considered the date of compliance with this requirement.

Sec. 15. National Internal Revenue Taxes and Import Duties. The amounts pertaining to the following taxes and duties shall be considered as both revenue and expenditure of the government, and are deemed automatically appropriated:

- (a) National internal revenue taxes and import duties payable or assumed by departments, bureaus, offices, and instrumentalities of the National Government, including Constitutional Offices enjoying fiscal autonomy and SUCs to the Government arising from foreign donations, grants and loans;
- (b) Non-cash tax transactions of the following government agencies: (i) the BTr for documentary stamp taxes on the issuance of foreign and domestic securities, and foreign currency acquisition for payment of debt service; (ii) DND and PNP on importations of military hardware, software, munitions, arms and equipment; (iii) Bureau of Fire Protection on importations of fire-fighting equipment, rescue equipment, and personal protective gears; (iv) the DOTr for the Metro Rail Transit Line 3 System incurred starting FY 1997 in accordance with the provisions of the Build-Lease-Transfer Agreement executed thereon; (v) Philippine Coast Guard and National Coast Watch Center of the Office of the President of the Philippines on importation, grants, and donations of hardware, software, munitions, arms, and equipment for maritime security and law enforcement, marine environmental protection, maritime safety, maritime communications, maritime domain awareness, and search and rescue; (vi) special hospitals, specialty hospitals, DOH-retained hospitals and SUC hospitals on importation of health equipment; and (vii) other tax obligations assumed by the National Government pursuant to a valid PPP agreement; and
- (c) Tax expenditure subsidies approved by the Fiscal Incentives Review Board, which include, among others, the AFP Commissary and Exchange Service, the PNP Service Store System, and the Procurement Service Exchange Marts or PX Marts, in accordance with E.O. No. 93, s. 1986, as amended, R.A. No. 11534, and other pertinent laws, rules, and regulations issued thereon.

Implementation of this Section shall be subject to the guidelines issued by the DOF and DBM, and such other guidelines issued by the agencies concerned.

Sec. 16. Loan Agreements. Departments, bureaus, offices and instrumentalities of the National Government, including Constitutional Offices enjoying fiscal autonomy, SUCs and GOCCs, except those engaged in banking, shall in no case enter into foreign or domestic loan agreements, whether in cash or in kind, unless the following conditions, as may be applicable are complied with:

- (a) Prior approval of the President of the Philippines;
- (b) Concurrence of the Monetary Board;
- (c) Conditions provided by pertinent laws; and
- (d) Issuance of Forward Obligational Authority (FOA) by the DBM for project loans or issuance of a DBCC resolution covering the full amount in the case of program loans, and an equivalent document for those undertaken by GOCCs. In the issuance of a FOA, the DBM shall consider the budgetary implications of foreign-assisted projects.

The Monetary Board shall, within thirty (30) days from the end of every quarter, submit to the Congress a report of its decisions on applications for loans to be contracted or guaranteed by the government or GOCCs which have the effect of increasing the foreign debt.

EXPENDITURE

Sec. 17. Use of Government Funds. Government funds shall be utilized in accordance with the appropriations authorized for the purpose and comply with applicable laws, rules and regulations, such as, but not limited to the following:

- (a) Purchase of goods, infrastructure projects, and consulting services, including common-use supplies, shall be made in accordance with the provisions of R.A. No. 9184, its IRR and GPPB guidelines;
- (b) Purchase of motor vehicles shall be made pursuant to A.O. No. 14, s. 2018, Office of the President M.C. No. 9 dated December 14, 2010, GPPB Resolution No. 20-2019 dated September 5, 2019, Budget Circular (B.C.) No. 2022-1 dated February 11, 2022, and such other pertinent guidelines issued by agencies concerned;
- (c) Payment of foreign travel expenses of any government official and employee for training, seminar or conference abroad when the foreign mission cannot effectively represent our country or travels necessitated by authorized international commitments, in accordance with E.O. No. 77, s. 2019, and such other issuances as may be issued thereon: *Provided*, That no official or employee may be sent to foreign training when they are due to retire within one (1) year after the said foreign travel; and
- (d) Provisions for fuel, parts, repair and maintenance of government vehicles. In case of transport crisis, such as that occasioned by street demonstrations, *welgang bayan*, floods, typhoons and other emergencies, government vehicles of any type may be made available to meet the emergency and may be utilized to transport, for free, commuters on a round-the-clock basis.

Sec. 18. Prohibition on the Display and/or Affixture of the Name, Image, and Likeness of Public Officials on Government Projects. The display and/or affixture of the name, picture, image, motto, logo, color motif, initials, or other symbol or graphic representation associated with any public official, whether elected or appointed, on signboards for all programs, activities, and projects funded under this Act shall be considered as unnecessary pursuant to COA Circular No. 2013-004 dated January 30, 2013, as amended, and therefore, prohibited.

Sec. 19. Strict Adherence to Procurement Laws, Rules and Regulations. All agencies of the government, including all government instrumentalities, shall strictly adhere to the provisions of R.A. No. 9184, its IRR, GPPB guidelines, and DTI guidelines on certification of domestic bidder preference in the procurement of goods, infrastructure projects and consulting services. In aid of economic recovery and pursuant to Section 12, Article XII of the 1987 Constitution, the government or any of its instrumentalities shall give preference to materials and supplies made and manufactured in the Philippines in the procurement of goods and infrastructure projects.

To this end, the DTI, DA, DOH, DBM, DOE, DPWH, DOTr, DOT, DOLE, and other relevant government agencies shall promulgate the rules and regulations in order to implement the measure: *Provided*, That this preference shall be guaranteed in all levels of the procurement process subject to the guidelines issued by the GPPB: *Provided, further*, That the preference shall apply to all articles, materials, or supplies of the growth, production, or manufacture, as the case may be, including raw materials, ingredients, and fixtures to be actually, directly, and specifically utilized on the government project, as well as services to be performed: *Provided, furthermore*, That strict monitoring and enforcement shall be undertaken in order to ensure compliance: *Provided, finally*, That the preference shall be compliant with existing procurement laws and rules.

To promote transparency and achieve efficiency in the procurement process, the Philippine Government Electronic Procurement System shall be the primary source and repository of information on government procurement. (CONDITIONAL IMPLEMENTATION- President's Veto Message, December 16, 2022, Volume I-B, page 790, R.A. No. 11936)

Sec. 20. Early Procurement Activities. Notwithstanding the mandatory procurement timelines under R.A. No. 9184 and its IRR, agencies are authorized to undertake early procurement activities as soon as the proposed national budget is submitted to Congress. However, agencies may only proceed with the issuance of notice of award of contract upon approval or enactment of their respective appropriations and issuance of budget authorization document and based on the amount authorized therein.

For foreign-assisted projects, agencies may undertake early procurement activities, subject to the guidelines prescribed under GPPB Circular No. 06-2019, dated July 17, 2019, and such other guidelines issued thereon.

Sec. 21. Engagement of a Procurement Agent. As a general rule, procurement of goods, infrastructure projects, and consulting services shall be the responsibility and accountability of the procuring entities. Outsourcing through a government procurement agent shall only be allowed in the following instances:

1. The procuring entity has no qualified personnel to constitute its own Bids and Awards Committee (BAC); or
2. Its existing BAC lacks the proficiency and expertise to undertake a particular procurement project.

The government procurement agent shall undertake the functions of the BAC. Accordingly, the procuring entity cannot delegate the award of contract to the procurement agent and there shall be no transfer of funds to the procurement agent, except for the payment of service fee, if applicable.

The engagement of a government procurement agent shall be further subject to the following:

1. Made on a per procurement project basis;
2. Limited to procurement to be undertaken through competitive bidding, except if the procuring entity lacks sufficient qualified personnel to constitute its own BAC, it may also include projects to be undertaken through any of the alternative methods of procurement;
3. Have at least one representative from the procuring entity to be designated as a member of the technical working group of the government procurement agent to ensure that technical specifications or terms of reference of the procuring entity are properly reflected in the bidding documents;
4. A representative from the procuring entity shall be a provisional member of the BAC of the procurement agent; and
5. Covered by a Memorandum of Agreement (MOA) executed between the procuring entity and the government procurement agent to govern their accountabilities, obligations, procurement project to be procured, approved budget for the contract, service fees, if applicable, and such other details as may be necessary. The MOA shall be in effect at least six (6) months before the end of the validity of appropriations as authorized in this Act or in the case of GOCCs and LGUs, as provided in their respective corporate operating budgets or appropriations. In no case shall the undertakings in the MOA contravene this provision and its implementing rules and regulations to be issued by the GPPB.

Procuring entities with existing MOAs with a government procurement agent which have not yet been implemented upon effectivity of this Act are encouraged to revisit the same and amend as may be necessary to conform with this provision. (CONDITIONAL IMPLEMENTATION- President's Veto Message, December 16, Volume I-B, pages 790-791, R.A. No. 11936)

Sec. 22. Procurement of Common-Use Supplies. All national government agencies shall purchase its common-use supplies requirements from the Procurement Service (PS) as mandated under L.O.I. No. 755 dated October 18, 1978, E.O. No. 359, s. 1989, A.O. No. 17, s. 2011, and such other guidelines issued thereon. Consistent with R.A. No. 9184 in relation to the aforementioned rules, the LGUs may opt to procure from the PS.

Common-Use Supplies shall refer to those included in the Electronic Catalogue of the PS and those which shall be regularly updated to include all items commonly procured by agencies of the government.

Sec. 23. Procurement of Critical Supplies. All agencies of the government shall ensure the timely and sufficient provision of critical supplies, particularly those which by its nature, use or characteristic, the quantity or exact time of need cannot be accurately pre-determined. Critical supplies shall refer to those vital to the support of operations, which owing to various causes are in short supply or are expected to be in short supply. This includes fuel, equipment spare parts and other analogous items.

For this purpose, said agencies shall resort to available modalities in the procurement of critical supplies, subject to the provisions of R.A. No. 9184, its IRR, and GPPB guidelines. The inventory thereof shall be subject to the provisions of Section 28 of this Act.

Sec. 24. Procurement of Agri-Fishery Products. In order to ensure the availability of food for all sectors and to increase the income of our farmers and fisherfolk, the government, as procuring entity, shall directly purchase available agricultural and fisheries products from local farmers, fisherfolk, or their associations or cooperatives, pursuant to R.A. No. 11321 (Sagip Saka Act): *Provided*, That the direct purchase of agri-fishery products shall be compliant with Section 11 of the Sagip Saka Act and existing procurement laws, rules and regulations.

To this end, the DA, DSWD, DepEd, DOH, DILG, LGUs, and other relevant government agencies shall implement this as a policy in their feeding programs, relief operations, rice subsidy, and other programs. The task group on food security chaired by the DA shall oversee the implementation of this provision.

The DA shall submit to Congress, on quarterly basis, a report on the status of implementation of this provision, including the list of participating NGAs and LGUs, the items and amounts of direct purchase, and the farmers and fisherfolk beneficiaries, among others.

Sec. 25. Printing Expenditures. All agencies of the government shall engage the services of the National Printing Office, BSP, and APO Production Unit as Recognized Government Printers (RGPs) for the printing of accountable forms and sensitive, high quality or high volume requirements, subject to the following:

- (a) The RGPs shall undertake the printing requirements themselves and shall not sub-contract any portion thereof to other printers; and
- (b) An agency may be allowed to engage private printers for the printing of accountable forms and sensitive, high quality or high volume requirements upon certification by the RGPs that they are unable to service the said requirements. Said engagement of private printers shall be in accordance with R.A. No. 9184, its IRR, and GPPB guidelines.

Sec. 26. Use and Procurement of Information Technology Equipment. The amounts authorized in this Act for Information and Communications Technology (ICT) equipment shall be used for the provision of personal computers inclusive of operating systems, basic software and other essential electronic devices to their respective officials and employees.

The ICT equipment intended for general purposes (i.e., crafting of memoranda, spreadsheets, and presentations) shall be procured exclusively from the PS-DBM as common-use supplies, pursuant to L.O.I. No. 755, E.O. No. 359 and A.O. No. 17. However, the ICT equipment for highly technical or specialized use (i.e., video editing, software/program development, management of geographical data, etc.) shall be procured separately by the agency, subject to the relevant special and general provisions of this Act. (CONDITIONAL IMPLEMENTATION- President's Veto Message, December 16, 2022, Volume I-B, page 791, R.A. No. 11936)

Sec. 27. Compliance with the Information Systems Strategic Plan. The amounts authorized in this Act for ICT requirements shall be used in accordance with the agency's Information Systems Strategic Plan, subject to the compliance with the rules and regulations issued by the DICT.

Sec. 28. Inventory of Supplies, Materials and Equipment Spare Parts. The inventory of supplies, materials and equipment spare parts to be procured shall not exceed the agency's two-month requirement.

The head of agencies may increase their inventory of critical supplies, materials and equipment spare parts to be procured in any of the following instances: (i) in anticipation of cost increases; (ii) necessitated by a national emergency; (iii) when there is an impending shortage; and (iv) when otherwise authorized in this Act or in the charter of the agency concerned. The purchase of stocks exceeding an agency's one-year requirement shall be subject to approval by the President of the Philippines, upon the joint recommendation of the Chairperson of the COA and the agency head concerned.

Agencies may undertake emergency procurement of supplies, materials and equipment spare parts when there is an unforeseen contingency requiring immediate purchase subject to the conditions prescribed under R.A. No. 9184, its IRR and GPPB guidelines.

Sec. 29. Implementation of Infrastructure Projects. The following requirements shall be observed in the implementation of infrastructure projects:

- (a) The location, areas or sites of all infrastructure projects are not included in the critical geo-hazard areas or no build zones identified or certified by the Mines and Geosciences Bureau;
- (b) The standards of construction, rehabilitation, improvement or repair of all infrastructure projects in all areas and zones, including the standards on rehabilitation or construction of government buildings or office spaces, and the acquisition or outright purchase of lots and buildings, are consistent with the pertinent rules and regulations determined by the DPWH and/or other relevant agencies, which shall consider, among others, the structural strength and climate and disaster resilience required for infrastructure projects in all areas and zones; and
- (c) The planning and construction of all infrastructure projects to be implemented within the National Integrated Protected Area System are done in a way that eliminates or minimizes the risk of biodiversity loss while the specifications thereon are in accordance with those determined by the DPWH, in coordination with the DENR. Major infrastructure projects may only be undertaken in said areas if intended to enhance biodiversity. The DPWH shall consider climate data and risk assessment and green building standards in the planning, designing, construction, engineering and renovation of government buildings and facilities.

Sec. 30. Installation of Rainwater Collection System. Rainwater collection system (RWCS) shall be installed in public markets, school sites and government buildings and sites as an adaptation measure to combat climate change and to ensure sufficient water supply, which shall be in accordance with the prescribed design of DPWH. In no case shall the RWCS be constructed in private lots or privately-owned or operated market places.

Sec. 31. Certification of Availability of Funds. No obligations chargeable against any authorized allotment shall be incurred by departments, bureaus, and offices of the National Government, including Constitutional Offices enjoying fiscal autonomy, SUCs, GOCCs and LGUs, without first securing a certification of availability of funds (CAF) for the purpose from the agency chief accountant, subject to Section 40, Chapter 5, and Section 58, Chapter 7, Book VI of E.O. No. 292. The CAF sufficient to cover the cost of the contracted activities shall be contained in, and made part of, the contract duly signed by the chief accountant of the contracting agency.

For multi-year projects, the CAF shall be issued annually based on the budget for the year. In case of multi-year projects with no funding requirement on any given year, instead of the CAF, the chief accountant shall issue a certification that no fund is needed for the year, as indicated in the approved multi-year contractual authority (MYCA).

Sec. 32. Multi-Year Contracts. The issuance of a MYCA or any similar document shall be required before agencies may enter into multi-year contracts, subject to the requirements and guidelines prescribed by the DBM: *Provided*, That for foreign-assisted projects funded by foreign loans, the issuance of a MYCA shall no longer be necessary.

In the procurement of multi-year projects, the MYCA or any similar document shall be required prior to commencement of any procurement activity.

In the case of GOCCs, they shall secure prior authority from their respective governing boards before entering into multi-year contracts.

For LGUs, they shall secure any equivalent document issued by their respective *sanggunian* authorizing them to enter into multi-year contracts.

For the multi-year PPP projects with government undertakings authorized under R.A. No. 6957, as amended by R.A. No. 7718, the same shall be covered by a letter of commitment issued in accordance with the guidelines issued by the DBM.

In the case of recurring procurement projects such as, but not limited to, janitorial and security services, supply of drinking water, telecommunications requirements, rental of office and equipment, and lease-purchase agreements, government agencies may either secure a MYCA or an equivalent authority, or renew the ongoing contract to not more than one (1) year subject to assessment or evaluation of the contractor's performance. In no case shall the total contract renewals exceed two (2) years. Implementation of this provision shall be subject to the relevant GPPB guidelines issued thereon.

The implementing agency shall ensure that the annual funding requirements for the multi-year projects shall be included in its budget proposals for the covered years, consistent with the funding schedule in the MYCA and equivalent authorities, and letter of commitment. In the case of national government agencies and qualified GOCCs, the DBM shall ensure that the funding requirement for the multi-year projects are included in the National Expenditure Program to be submitted to Congress who shall give due consideration of the said proposal. In the case of GOCCs and LGUs, due consideration shall be given by the governing board of GOCCs and the *sanggunian* of the LGUs, respectively.

In all instances, the disbursements to be incurred for multi-year contracts shall in no case exceed the cash appropriations for the purpose during the year. Procurement of multi-year projects shall be subject to the provisions of R.A. No. 9184 and its IRR and GPPB guidelines.

Sec. 33. Harmonized National Research and Development Agenda. All government agencies shall align their research and development agenda programs under the Harmonized National Research and Development Agenda for funding amounting to Ten Million Pesos (P10,000,000) and above.

The DOST, in coordination with government research institutions and other agencies, shall facilitate dissemination of all output programs and projects under the Harmonized National Research and Development Agenda to appropriate government agencies, LGUs, academe, industry and communities, whenever applicable.

A copy of the progress report shall also be submitted to the DBM, the Office of the Speaker of the House of Representatives, the President of the Senate of the Philippines, House Committee on Appropriations and Senate Committee on Finance, either in printed form or by way of electronic document.

Sec. 34. Agricultural Research and Development of the Department of Agriculture (DA). All agricultural research and development projects of the DA funded by the government shall have a farm-level application to make production and management systems more efficient, competitive and profitable for farmers in crops, livestock, poultry and/or fisheries.

Sec. 35. Programs and Projects Related to Gender and Development. All agencies of the government shall formulate a Gender and Development (GAD) Plan designed to address gender issues within their concerned sectors or mandate and implement the applicable provisions under R.A. No. 9710 or the Magna Carta of Women, Convention on the Elimination of All Forms of Discrimination Against Women, the Beijing Platform for Action, the Philippine Plan for Gender-Responsive Development (1995-2025) and the Philippine Development Plan.

The GAD Plan shall be integrated in the regular activities of the agencies, which shall be at least five percent (5%) of their budgets. For this purpose, activities currently being undertaken by agencies which relate to GAD or those that contribute to poverty alleviation, economic empowerment especially of marginalized women, protection, promotion, and fulfilment of women's human rights, and practice of gender-responsive governance are considered sufficient compliance with said requirement. Utilization of GAD budget shall be evaluated based on the GAD performance indicators identified by said agencies.

The preparations and submission of the annual GAD Plan and annual GAD Accomplishment Report shall be subject to the guidelines issued by the agencies concerned.

Sec. 36. Programs and Projects Related to Senior Citizens and Persons with Disability. All agencies of the government shall formulate plans, programs and projects intended to address the concerns of senior citizens and persons with disability, insofar as it relates to their mandated functions, and integrate the same in their regular activities.

Moreover, all government infrastructures and facilities shall provide architectural or structural features, designs or facilities that will reasonably enhance the mobility, safety and welfare of persons with disability pursuant to Batas Pambansa Blg. 344 and R.A. No. 7277, as amended.

All National Agencies, GOCCs and LGUs are directed to provide qualified Filipino sign language interpreters and accessible materials for all public transactions, services and facilities involving the deaf, pursuant to R.A. Nos. 11106, 10533, 10410, and 11650.

Sec. 37. Projects Related to the Youth. All agencies of the government are encouraged to provide allocations for youth development projects and activities within the framework of the Philippine Youth Development Plan.

Sec. 38. Institutional Linkage with the National Cultural Agencies. In the implementation of their activities or projects authorized in this Act, agencies identified under Section 32 of R.A. No. 10066 shall consult, coordinate and work closely with the National Commission for Culture and the Arts (NCCA) to ensure that their respective responsibilities embodied under the said law are implemented.

Sec. 39. Protection of Built Heritage, Cultural Properties and Cultural Landscapes. Alteration, renovation or demolition of government buildings and open spaces declared or presumed to be important cultural properties by government cultural agencies concerned shall be undertaken only upon prior approval of the said government cultural agencies and proper consultation with stakeholders and cultural groups to be administered by the NCCA. This includes the protection of the sight line with regard to built heritage, cultural properties and cultural landscapes.

In addition, the DPWH shall be responsible in the planning, design, construction, and maintenance of national roads and bridges as they impact on heritage structures or aspects or heritage conservation pursuant to R.A. No. 10066.

Sec. 40. Disaster Risk Reduction and Climate Change Adaptation and Mitigation Measures Incorporated in All Agencies Projects. All agencies of the government should implement projects incorporating risk reduction, climate change adaptation, and where feasible, climate change mitigation.

To ensure that the disaster risk reduction and climate change adaptation measures are appropriate in the light of intensifying hazards, all national government projects should be subjected to multi-scenario, probabilistic analysis. For this purpose, the CCC shall extend the necessary technical and capacity building assistance to all agencies of the government in the conduct of risk assessment, as well as adaptation and mitigation planning.

Agencies shall likewise integrate energy-saving solutions and consider climate resilience in the planning and implementation of all infrastructure projects, office programs, and activities, as well as assess their organizational carbon footprint and pursue appropriate emission reduction measure, to mitigate and adapt to the effects of climate change pursuant to the provisions of R.A. No. 9729.

Sec. 41. Climate Budget Tagging. All national government agencies, SUCs and GOCCs shall tag their budgets for climate change adaptation and mitigation in accordance with the DBM-CCC J.M.C. No. 2015-01 dated March 24, 2015, and the LGUs shall tag their climate budget in their Annual Investment Plans pursuant to DBM-CCC-DILG J.M.C. No. 2015-01 dated July 23, 2015. The results of the budget tagging shall guide the formulation of subsequent budgets to mainstream climate change adaptation and mitigation strategies in the national development process.

Sec. 42. Energy Efficiency. All national government agencies, LGUs and GOCCs shall comply with the Government Energy Management Plan, and existing laws, rules and regulations on energy efficiency and conservation. These energy efficiency measures may include the adoption of a standard thermostat level based on the DOE's energy conservation program, and the use of energy efficient lighting, such as light-emitting diode (LED) lamps, in their office buildings, school buildings, hospitals, markets, parks, street lights and other public places, and the use of inverter type air-conditioning units or similar equivalent technologies in their office buildings, school buildings, hospitals, and similar facilities.

Sec. 43. Maintenance and Operation of Dams. As part of the disaster risk reduction program of the government, agencies and GOCCs that have control or supervision over the major dams shall ensure that said dams are properly maintained, managed and operated with updated and promulgated protocols. The agencies and GOCCs concerned shall take into account climate change and extreme weather events and ensure coordination with the Philippine Atmospheric, Geophysical and Astronomical Services Administration on precipitation forecast. They shall also establish and maintain an efficient and effective early flood warning system and functional water level monitoring system that is periodically tested together with the LGUs and communities at risk of flooding from dam water releases.

Sec. 44. Multi-Hazard Impact-Based Forecasting and Early Warning Systems for Climate and Disaster Resilience. The National Government shall promote the establishment of multi-hazard impact-based forecasting and early warning systems and services, including the development and enhancement of protocols for climate, weather, and risk communication, early warning dissemination, and implementation of early action procedures, to prevent and minimize loss and damage from impacts of extreme weather and slow onset events in communities. Such instrumentation, communication, and implementation protocols should be actionable and verifiable to the last mile, reaching the most vulnerable.

Sec. 45. Protection of Biodiversity. All agencies of the government shall ensure that protection of biological diversity is integrated and mainstreamed into their development programs and projects. Agencies shall likewise prioritize the conservation and restoration of natural ecosystems.

Sec. 46. Mainstreaming Green Practices. All national government agencies, LGUs, SUCs and GOCCs shall, as much as possible, institute practices that promote the protection and conservation of the environment. Day-to-day operations of agencies shall be guided by principles directed towards sustainability and mitigation of the effects of climate change.

Agencies shall, in the implementation of their respective programs, activities, and projects, practice energy conservation, recycling initiatives, and explore alternative solutions that promote conservation of natural resources and reduction of carbon footprints, consistent with existing laws, rules and regulations.

Sec. 47. Repair and Retrofitting of Government Structures. The government agencies concerned shall prioritize the repair and retrofitting of government structures in areas considered highly vulnerable to seismic activity and shall ensure that the retrofitting shall result in structural strength required for the area concerned in accordance with R.A. No. 10121, R.A. No. 11285, and the National Structural Code of the Philippines.

Sec. 48. Materials Recovery Facility. All government agencies shall establish a Materials Recovery Facility (MRF) in a suitable open space within the office premises to promote environmental awareness and action. The design of the MRF shall be pursuant to the guidelines under R.A. No. 9003 (Ecological Solid Waste Management Act of 2000).

Sec. 49. Use of Alternative Dispute Resolution (ADR). Pursuant to Section 2 of R.A. No. 9285 (ADR Act of 2004), all government agencies shall continually promote and provide the means for the use of ADR as an efficient tool and alternative procedure for the resolution of appropriate cases to achieve speedy and impartial justice and declog court dockets, including the enlistment of active private sector participation.

Particularly for agencies in the executive branch including departments, administrative offices, quasi-judicial agencies and government-owned and -controlled corporations, ADR programs aligned with respective administrative/regulatory functions and external/internal services shall be developed, funded, implemented, and reported in accordance with Executive Order No. 97, s. 2012 and applicable issuances of the Department of Justice, the Office for Alternative Dispute Resolution, and other concerned agencies.

PERSONNEL BENEFITS

Sec. 50. Employment of Contractual Personnel. Contractual personnel may be hired by agencies as part of their organization in order to perform agency functions or specific vital activities or services which cannot be provided by the regular or permanent staff of the hiring agency, subject to compliance with the organizational, staffing and compensation standards set by DBM. The total annual Personnel Services requirement for contractual personnel, to cover salaries, and other personnel benefits and fixed expenditures, shall in no case exceed the lump sum appropriations for the purpose, except when there is an urgent need to hire contractual personnel in the implementation of the priority activities or projects, subject to approval of the DBM. In which case, the payment for contractual personnel shall be sourced from the Miscellaneous Personnel Benefits Fund.

Contractual personnel shall be considered as an employee of the hiring agency but only during the period when their services are reasonably required. Existing contractual employees who are qualified for any vacant position within the agency to which they wish to apply shall be considered in the hiring of permanent employees by the agency.

Sec. 51. Extraordinary and Miscellaneous Expenses. Appropriations authorized in this Act may be used for the annual extraordinary expenses of the following officials with the following ranks and their equivalent, as may be determined by the DBM or by the GCG for GOCCs/GFIs covered by R.A. No. 10149, not exceeding the amounts indicated:

- (a) P264,000 for each Department Secretary;
- (b) P108,000 for each Department Undersecretary;
- (c) P60,000 for each Department Assistant Secretary;
- (d) P45,600 for each head of bureau or organization of equivalent rank, and for each head of a Department Regional Office including General Manager of Local Water District in Categories A and B;
- (e) P26,400 for each head of a Bureau Regional Office or organization of equivalent rank including General Manager of Local Water District in Categories C and D; and
- (f) P19,200 for each Municipal Trial Court Judge, Municipal Circuit Trial Court Judge, and Shari'a Circuit Court Judge.

In addition, annual miscellaneous expenses not exceeding Ninety Thousand Pesos (P90,000) for each of the offices under the above named officials and their equivalent are authorized herein.

For the purpose of this Section, extraordinary and miscellaneous expenses include, but not be limited to, expenses incurred for:

- (a) Meetings, seminars and conferences;
- (b) Official entertainment;
- (c) Public relations;
- (d) Educational, athletic and cultural activities;
- (e) Contributions to civic or charitable institutions;
- (f) Membership in government associations;
- (g) Membership in national professional organizations duly accredited by the Professional Regulation Commission;
- (h) Membership in the Integrated Bar of the Philippines;
- (i) Subscription to professional technical journals and informative magazines, library books and materials;
- (j) Office equipment and supplies; and

- (k) Other similar expenses not supported by the regular budget allocation.

In case of deficiency, the requirements for the foregoing purposes shall be charged against available allotments of the agency concerned. No portion of the amounts authorized herein shall be used for the payment of salaries, allowances and other benefits, and confidential and intelligence expenses.

Sec. 52. Cultural and Athletic Activities. An amount not exceeding One Thousand Five Hundred Pesos (P1,500) in a year, may be used for the purchase of uniform or costume and other related expenses in the conduct of cultural and athletic activities per employee-participant.

Sec. 53. Funding of Personnel Benefits. Notwithstanding any provision of law to the contrary, all personnel benefits costs of government personnel shall be chargeable against the funds from which their salaries are paid. If the personnel benefits costs, in whatever form, are partly sourced from the General Fund and partly from other sources, only the portion attributed to the personnel benefits cost chargeable against the General Fund shall be sourced therefrom in the payment of retirement and terminal leave benefits and pension.

In no case shall personnel benefits costs drawn from Special Accounts, Trust Funds or other sources of funds be chargeable against the General Fund of the National Government.

The personnel benefits costs of officials and employees on detail to other offices, including the representatives and support personnel of auditing units assigned to serve other offices or agencies, shall be chargeable against the appropriations of their parent agencies, except as otherwise authorized by the DBM.

Personnel benefits costs shall include salary increases, step increments, all kinds of authorized allowances, benefits and incentives, monetized vacation and sick leave credits, government share in retirement and life insurance premiums, employees compensation insurance premiums, health insurance premiums and HDMF contributions, and other authorized benefits.

Sec. 54. Appropriations for Personnel Services. The appropriations for Personnel Services under this Act shall be used for the payment of personnel benefits authorized by law to be given to National Government personnel. Any available allotment for Personnel Services within a department or agency may be utilized by said department or agency for the payment of deficiencies in authorized personnel benefits.

Implementation of this Section shall be subject to guidelines issued by the DBM.

Sec. 55. Remittance of Compulsory Contributions. The government and employee shares in the compulsory contributions to the Employees' Compensation Commission, PhilHealth, GSIS and HDMF pursuant to P.D. No. 626, as amended, R.A. No. 6111, R.A. No. 7875, as amended, R.A. No. 8291, and R.A. No. 9679, respectively, shall be remitted directly by departments, bureaus and offices of the National Government, including Constitutional Offices enjoying fiscal autonomy and SUCs to the respective recipient agencies unless a different arrangement is agreed upon in writing between the DBM and the recipient agency.

Any proposed increase in government and employee compulsory contributions may only be implemented after consultation by the agency concerned with the DBM in order that the budgetary implications of such proposal be duly considered. The implementation of any increase in government and employee compulsory contributions, after said consultation, shall be made effective only upon inclusion thereof in an appropriations law.

Sec. 56. Authorized Deductions. Deductions from salaries and other benefits accruing to any government employee, chargeable against the appropriations for Personnel Services, may be allowed for the payment of an individual employee's contributions or obligations due the following:

- (a) The BIR, PhilHealth, GSIS, and HDMF;
- (b) The National Government, as decreed in a final and executory decision of COA;
- (c) Non-stock savings and loans associations and mutual benefit associations duly operating under existing laws and cooperatives which are managed by and/or for the benefit of government employees;
- (d) Associations or Provident Funds organized and managed by government employees for their benefit and welfare;
- (e) GFIs authorized by law and accredited by appropriate government regulating bodies to engage in lending;
- (f) Licensed insurance companies; and
- (g) Thrift banks or rural banks accredited by the BSP.

Obligations due to the BIR, contributions due to the PhilHealth, GSIS, and HDMF shall be satisfied ahead of all other obligations. The remaining obligations due to other entities listed above shall be satisfied in the order in which they were incurred.

In no case shall the foregoing deductions reduce the employee's monthly net take home pay to an amount lower than Five Thousand Pesos (P5,000).

Sec. 57. Personnel Economic Relief Allowance. In order to supplement the salaries of government personnel covered by R.A. No. 6758, as amended, Personnel Economic Relief Allowance (PERA), in the amount of Two Thousand Pesos (P2,000) per month, is granted to the following:

- (a) Civilian government personnel stationed in the Philippines, whether occupying regular, contractual or casual positions, appointive or elective; and
- (b) Military and uniformed personnel.

Government personnel stationed abroad shall be granted overseas allowances to defray the cost of their living expenses and shall no longer be entitled to receive PERA for the duration of their station abroad.

The grant of PERA shall be subject to the rules and regulations prescribed under B.C. No. 2009-3 dated August 18, 2009, as amended, and such other guidelines issued by the DBM or by the GCG for GOCCs/GFIIs covered by R.A. No. 10149.

Sec. 58. Uniform or Clothing Allowance. An amount not exceeding Six Thousand Pesos (P6,000) per year is hereby authorized for the payment of uniform or clothing allowance to each qualified government employee, subject to B.C. No. 2018-1 dated March 8, 2018 and such other guidelines issued by the DBM.

Sec. 59. Magna Carta Benefits. The payment of magna carta benefits of public health workers, school teachers, social workers, scientists, engineers and researchers, and other science and technology personnel in the government shall be subject to the guidelines of the DBM.

Sec. 60. Special Counsel Allowance. Government lawyers assigned in the legal staff of the agencies are hereby authorized an allowance of Five Thousand Pesos (P5,000) for each appearance or attendance to court hearings, subject to the following:

- (a) The government lawyer has been deputized by the Office of the Solicitor General (OSG) or authorized by the head of agency to assist the OSG, prosecutors, or provide legal representation to the agency or its personnel as its counsel, as the case may be;
- (b) The court appearance is not pursuant to motions for extension or postponement of hearing; and
- (c) The aggregate allowance per month shall not exceed fifty percent (50%) of the government lawyer's monthly basic salary.

Court as used in this Section shall pertain to those under the Judiciary. In no case shall special counsel allowance be granted to government lawyers appearing before quasi-judicial and administrative agencies.

Sec. 61. Hazard Duty Pay. Hazard duty pay shall be granted only to government personnel who are actually assigned to, and performing their duties in, strife-torn or embattled areas as may be determined and certified by the Secretary of National Defense and for the duration of such assignment.

The grant of hazard duty pay shall be subject to the rules and regulations prescribed under B.C. No. 2005-4 dated July 13, 2005 and such other guidelines issued by the DBM.

Sec. 62. Night Shift Differential Pay. Night shift differential pay at a rate not exceeding twenty percent (20%) of the hourly basic rate of the employee, as determined by the head of the agency, for each hour of worked performed between 6:00PM and 6:00AM of the following day, shall be granted to eligible government employees, who are occupying Division Chief positions and below, or their equivalent, including those in GOCCs, whether the nature of their employment is permanent, contractual, temporary, or casual, pursuant to R.A. No. 11701. The grant of night shift differential pay shall be subject to the rules and regulations to be issued by the CSC, in coordination with the DBM.

For LGUs, the amount for the payment of night shift differential pay shall be charged against their respective funds, subject to the provisions of Sections 325 and 331 of R.A. No. 7160. While for GOCCs and their subsidiaries, the amount shall be charged against their respective corporate funds.

Sec. 63. Honoraria. Honoraria may be paid only to the following:

- (a) Teaching personnel of the DepEd, TESDA, SUCs and other educational institutions, engaged in actual classroom teaching, whose teaching load is outside of the regular office hours or in excess of the regular load;
- (b) Those who act as lecturers, resource persons, coordinators and facilitators in seminars, training programs, and other similar activities in training institutions;
- (c) Chairpersons and members of commissions, boards, councils, and other similar entities, including personnel thereof who are not paid salaries nor per diems but compensated in the form of honoraria as provided by laws, rules and regulations;
- (d) Those who are involved in science and technological activities and render services beyond their regular workload;
- (e) Officials and employees assigned to special projects, subject to the following conditions:

- (i) Said special projects are reform-oriented or developmental, contribute to the improvement of service delivery and enhancement of the performance of the core functions of the agency, and have specific timeframes and deliverables in accomplishing objectives and milestones set by the agency for the year; and
- (ii) Such assignment entails rendition of work in addition to, or over and above, their regular workload.

In these instances, the rates of honoraria shall depend on the level of responsibilities, nature of work rendered, and extent of individual contribution to produce the desired outputs. The total honoraria received from all special projects shall not exceed twenty five percent (25%) of the annual basic salaries; and

- (f) Officials and employees authorized to received honoraria under R.A. No. 9184 and its IRR.

The grant of honoraria to the foregoing shall be subject to the guidelines prescribed under B.C. No. 2003-5 dated September 26, 2003, as amended by B.C. No. 2007-1 dated April 23, 2007 and N.B.C. No. 2007-510 dated May 8, 2007, B.C. No. 2007-2 dated October 1, 2007, B.C. No. 2004-5A dated October 7, 2005, as amended by B.C. No. 2007-3 dated November 29, 2007, DBM and DOST J.C. No. 1 dated June 25, 2013 and such other guidelines issued by the DBM.

Sec. 64. Representation and Transportation Allowances. Government officials with the following ranks and their equivalent, as determined by the DBM or by the GCG for GOCCs/GFIs covered by R.A. No. 10149, while in the actual performance of their respective functions, are hereby authorized monthly commutable representation and transportation allowances at the rates indicated below, for each type of allowance:

- (a) P14,000 for Department Secretaries;
- (b) P11,000 for Department Undersecretaries;
- (c) P10,000 for Department Assistant Secretaries;
- (d) P9,000 for Bureau Directors and Department Regional Directors;
- (e) P8,500 for Assistant Bureau Directors, Department Assistant Regional Directors, Bureau Regional Directors, and Department Service Chiefs;
- (f) P7,500 for Assistant Bureau Regional Directors; and
- (g) P5,000 for Chief of Divisions, identified as such in the Personnel Services Itemization and Plantilla of Personnel.

The grant of representation and transportation allowances, shall be subject to the following:

- (a) Transportation allowance, whether in full or partial amounts, shall not be granted to officials who are assigned or actually using government motor transportation. Officials who are assigned government motor transportation, but are not able to use said vehicle for justifiable reason, as determined by the DBM, may be granted transportation allowance during the said period;
- (b) Representation and transportation allowances of local government officials who are of equivalent rank to the foregoing officials, as determined by the DBM, shall be at the same percentages of the salary rates authorized for their corresponding income classification in accordance with Section 10 of R.A. No. 6758 and subject to the Personnel Services limitations under Section 325(a) of R.A. No. 7160;
- (c) No amount of representation or transportation allowances, whether commutable or reimbursable, which exceed the rates authorized under this Section may be granted to the foregoing officials. Previous administrative authorizations inconsistent with the rates and conditions specified herein shall no longer be valid and payment shall not be allowed; and
- (d) The pertinent provisions of N.B.C. No. 548 and Local Budget Circular No. 103, both dated May 15, 2013, and such other guidelines issued by the DBM.

Sec. 65. Official Vehicles and Transport. Government motor transportation may be used by the following officials with costs chargeable to the appropriations authorized for their respective offices:

- (a) The President of the Philippines;
- (b) The Vice-President;
- (c) The President of the Senate;
- (d) The Speaker of the House of Representatives;
- (e) The Chief Justice and Associate Justices of the Supreme Court;
- (f) The Presiding Justices of the Court of Appeals, Court of Tax Appeals, and the Sandiganbayan;
- (g) The Department Secretaries, Undersecretaries, Assistant Secretaries and officials of equivalent rank;
- (h) Ambassadors, Ministers Plenipotentiary and Consuls in charge of consulates, in their respective stations abroad;
- (i) The Chief of Staff, the Vice-Chief of Staff, and the Commanding Generals of the Major Services of the AFP;
- (j) Heads of Constitutional Commissions and the Ombudsman;
- (k) Bureau Directors, Department Regional Directors and Bureau Regional Directors; and
- (l) Those who may be specifically authorized by the President of the Philippines, with respect to the Executive, the Senate President, with respect to the Senate, the Speaker, with respect to the House of Representatives, and the Chief Justice, in the case of the Judiciary.

Sec. 66. Quarters Privileges. Officials who are transferred from one station to another by virtue of agency policies on reshuffling or rotation of personnel and do not own houses or rooms therein, shall be provided free quarters within their office premises.

Where there are no available quarters, the agency may rent rooms which shall serve as quarters for said officials, subject to the rules and regulations prescribed under N.B.C. No. 571 dated December 4, 2017. For those who opt for more expensive quarters other than those rented by their agencies, such preferred quarters may be secured provided that the difference in amount between the one preferred by the officials and that rented by their respective agencies shall be paid by the officials concerned.

Government personnel who are not entitled to quarters privileges but are allowed to use government quarters shall be charged the corresponding cost of rentals subject to guidelines as may be issued by the DBM.

Sec. 67. Mid-year Bonus. The Mid-year Bonus equivalent to one (1) month basic salary, shall be granted to all National Government personnel, whether under regular, temporary, casual or contractual status, on full-time or part-time basis, subject to the following:

- (a) Personnel have rendered at least a total or an aggregate of four (4) months of service from July 1 of the immediately preceding year to May 15 of the current year and who are still in the government service as of May 15 of the current year;
- (b) Personnel have obtained at least a satisfactory performance rating in the immediately preceding rating period; and
- (c) The provisions of R.A. No. 11466 dated January 8, 2020, B.C. No. 2017-2 dated May 8, 2017, B.C. No. 2019-4 dated July 5, 2019, and such other guidelines issued by the DBM.

Personnel of GOCCs covered by the Compensation and Position Classification System (CPCS) under R.A. No. 6758, as amended, and LGUs are likewise entitled to Mid-year Bonus chargeable against their respective corporate and local funds.

Sec. 68. Year-end Bonus and Cash Gift. The Year-end Bonus equivalent to one (1) month basic salary and additional cash gift of Five Thousand Pesos (P5,000) provided under R.A. No. 6686, as amended by R.A. No. 8441, shall be granted to all National Government personnel, whether under regular, temporary, casual or contractual status, on full-time or part-time basis, subject to the following:

- (a) At least a total of four (4) months of service including leaves of absence with pay from January 1 to October 31 have been rendered during the current year, and who are still in the service by October 31 of the same year;
- (b) Those who have rendered at least a total or an aggregate of four (4) months of service from January 1 of the current year but who have retired or separated from government service before October 31 of the same year shall be granted within the month of retirement or separation, a prorated share of the Year-end Bonus based on the monthly basic pay immediately preceding the date of retirement or separation and a Cash Gift of P5,000; and
- (c) The provisions of B.C. No. 2016-4 dated April 28, 2016, and such other guidelines issued by the DBM.

Personnel of GOCCs covered by the CPCS under R.A. No. 6758, as amended, and LGUs are likewise entitled to Year-end Bonus and Cash Gift chargeable against their respective corporate and local funds.

Such Year-end Bonus and Cash Gift shall be given in November of each year pursuant to R.A. No. 11466.

Sec. 69. Use of Appropriations for Retirement Gratuity and Terminal Leave. Appropriations authorized in this Act to cover the payment of retirement benefits shall be released directly to the agencies concerned computed based on the provisions of, and subject to the conditions prescribed in, applicable retirement laws, rules and regulations.

Unless authorized by law and duly covered by guidelines issued by the DBM, public funds shall not be used for the payment of salary increases or adjustments resulting from automatic promotions with the intent of increasing the retirement and terminal leave benefits of government personnel as provided in CSC-DBM J.C. No. 3 dated November 8, 1991.

The payment of any unauthorized retirement benefits shall be null and void and shall accordingly be refunded by the beneficiary-employee. The officials and employees who authorized, allowed, or connived with others in the payment of any unauthorized retirement benefits shall be subject to disciplinary actions in accordance with Section 43, Chapter 5, and Section 80, Chapter 7, Book VI of E.O. No. 292, and to appropriate criminal action under existing penal laws.

RELEASE AND USE OF FUNDS

Sec. 70. Cash Budgeting System. All appropriations authorized in this Act, including budgetary support to GOCCs and financial assistance to LGUs, shall be available for release and obligation for the purpose specified, and under the same general and special provisions applicable thereto, until December 31, 2024, except for personnel services which shall be available for release, obligation and disbursement until December 31, 2023. On the other hand, appropriations for the statutory shares of LGUs shall be available for obligation and disbursement until fully expended.

The construction of infrastructure projects, delivery of goods and services, inspection, and payment of infrastructure capital outlays, MOOE and other capital outlays, including those subsidy releases to GOCCs for MOOE and capital outlays, shall be made not later than December 31, 2024.

After the end of validity period, all unreleased appropriations and unobligated allotment shall lapse, while unexpended or undisbursed funds shall revert to the unappropriated surplus of the General Fund in accordance with Section 28, Chapter 4, Book VI of E.O. No. 292 and shall not thereafter be available for expenditure except by subsequent legislative enactment. Departments, bureaus and offices of the National Government, including Constitutional Offices enjoying fiscal autonomy, SUCs, and GOCCs, shall strictly observe the validity of appropriations and the reversion of funds.

All funds transferred between national government agencies, or by national government agencies to GOCCs and vice versa, or by national government agencies to LGUs shall not be considered disbursed under this Section until the transferred amounts have been actually utilized to pay for completed construction, goods delivered and services rendered, inspected and accepted, within the validity period. It is understood that transfer of funds shall strictly be in accordance with pertinent budgeting, accounting, auditing, and procurement laws, rules, and regulations.

The DBM is authorized to issue the necessary guidelines for the effective implementation of the cash budgeting system.

Sec. 71. Prohibition Against Impoundment of Appropriations. No appropriations authorized under this Act shall be impounded, unless in accordance with the rules and regulations issued by the DBM and when there is unmanageable National Government budget deficit.

Unmanageable National Government budget deficit as used in this Section shall be construed to mean that: (i) the actual National Government budget deficit has exceeded the quarterly budget deficit targets consistent with the full-year target deficit as indicated in the BESF submitted by the President and approved by Congress pursuant to Section 22, Article VII of the Constitution; or (ii) there are clear economic indications of an impending occurrence of such condition, as determined by the DBC and approved by the President.

Sec. 72. Prohibition Against Retention or Deduction of Funds. Fund releases from appropriations provided in this Act shall be transmitted to the agency concerned, subject to Section 3 hereof, applicable special and general provisions, and budgeting rules and regulations. No retention or deduction as reserves or overhead shall be made, except as authorized by law, the general or special provisions in this Act.

Sec. 73. Direct Release of Funds to Regional Offices and Operating Units. Funds appropriated in this Act shall be released directly to the Regional Offices (ROs) and Operating Units (OUs) of agencies where funds are specifically appropriated to the ROs and OUs of agencies, except as otherwise requested by the agencies to the DBM.

The DBM shall furnish copies of fund releases to ROs and OUs to the Speaker of the House of Representatives, President of the Senate of the Philippines, House Committee on Appropriations and Senate Committee on Finance, either in printed form or by way of electronic document.

Sec. 74. Lump-Sum Appropriations. Release of lump-sum appropriations shall be made upon compliance with the requirements under the applicable general and/or special provisions and submission by the agency concerned of a Special Budget pursuant to Section 35, Chapter 5, Book VI of E.O. No. 292, copy furnished the House Committee on Appropriations and the Senate Committee on Finance. The Special Budget shall include the complete details of the activities or projects covering the lump-sum appropriations with the corresponding cost up to the lowest level, i.e., provincial, city or municipal level, as the case may be.

Sec. 75. Fund Transfers to Civil Society Organizations. A government agency may transfer public funds to a Civil Society Organization (CSO) only if all of the following conditions are present:

- (a) The CSO is either:
 - (i) implementing a government program or project jointly with the government agency; or
 - (ii) a beneficiary of a government program or project.
- (b) There is a specific appropriation in the General Appropriations Act or some other appropriation law for such government program or project.

- (c) The government agency has accredited the CSO in accordance with its guidelines. The guidelines shall include, as a minimum, the following requirements:
- (i) The presence of the CSO in its stated address and area of operation has been validated;
 - (ii) The CSO has an identified membership and leadership and defined organizational structure;
 - (iii) The CSO is in good standing with all government agencies from which the CSO has received public funds;
 - (iv) The CSO is not in default or in delay in liquidating any public funds received from any government agency;
 - (v) For implementing CSOs, the CSO must have a proven track record and good standing in undertaking civil society works; the CSO must not have any Director, Trustee, Officer or key personnel related within the fourth civil degree of consanguinity or affinity to any official involved in the processing of its accreditation, or any official of the government agency funding or implementing the program or project to be implemented by the CSO; and the CSO must have proven legal existence; and
 - (vi) For beneficiary CSOs, the CSO must have the appropriate social preparation from the government agency providing the grant of financial assistance.

In case of a cooperative who wishes to become a CSO partner, the submission of certificate of registration and certificate of compliance as issued by the Cooperative Development Authority specifically for that purpose including meeting the minimum requirements as stated herein shall be sufficient for it to qualify as a CSO partner.

Government agencies shall post the lists of their accredited CSOs in their respective websites, and shall update such lists quarterly.

- (d) The CSO has liquidated in accordance with existing COA regulations all fund transfers due for liquidation. Only CSOs with proven absorptive capacity and good track records to implement several projects at the same time shall be considered as implementing CSO of multiple projects.
- (e) The CSO was selected by the government agency in accordance with R.A. No. 9184 and such other applicable rules and regulations.

To ensure the CSOs comply with all pertinent rules and regulations covering the transfer, use, liquidation and audit of public funds, government agencies shall put into place the needed monitoring, evaluation and reporting mechanisms. Government agencies shall remain accountable for funds transferred to CSOs in accordance with government accounting and auditing rules and regulations.

Government agencies shall submit to the DBM, Speaker of the House of Representatives, President of the Senate of the Philippines, House Committee on Appropriations and Senate Committee on Finance, either in printed form or by way of electronic document, quarterly reports on funds transferred and the government programs or projects involved. The head of the respective government agencies and their web administrator or his/her equivalent shall be responsible for ensuring that said quarterly reports are likewise posted on their websites.

Sec. 76. Authority to Use Savings. The President of the Philippines, the President of the Senate of the Philippines, the Speaker of the House of Representatives, the Chief Justice of the Supreme Court, the Heads of the Civil Service Commission, the COMELEC, and the COA are hereby authorized to declare and use savings in their respective appropriations to augment actual deficiencies incurred for the current year in any item of their respective appropriations.

The foregoing constitutional officers authorized to use savings shall ensure that a semestral and annual report on their respective use of savings shall be submitted to the President of the Senate of the Philippines and the Speaker of the House of Representatives, copy furnished the DBM. The report shall indicate among others, the amount of savings generated, the sources and grounds used therefor, and the existing program, activity, or project in their respective appropriations augmented. They shall likewise ensure that said reports are posted on their respective websites.

The DBM shall post on its website the savings of the National Government generated from the reports required under this Section in order to account for the overall savings of the National Government and include the same accordingly in the budget documents. (GENERAL OBSERVATION- President's Veto Message, December 16, 2022, Volume I-B, page 795, R.A. No. 11936)

Sec. 77. Meaning of Savings. Savings refer to portions or balances of any released appropriations in this Act which have not been obligated as a result of any of the following:

- (a) completion, final discontinuance, or abandonment of a program, activity or project for which the appropriation is authorized; or
- (b) implementation of measures resulting in improved systems and efficiencies and thus enabled an agency to meet and deliver the required or planned targets, programs and services approved in this Act at a lesser cost.

In case final discontinuance or abandonment is used as basis in the declaration of savings, such discontinued or abandoned program, activity or project shall no longer be proposed for funding in the next two (2) fiscal years.

Allotments that were not obligated due to the fault of the agency concerned shall not be considered savings.

Sec. 78. Rules on Augmentation. Augmentation is the act of the constitutional officers authorized to use savings in their respective appropriations in this Act to cover actual deficiencies in any existing item of appropriation within their respective offices in the current year. A deficiency in an item of appropriation may result from:

- (a) Unforeseen modifications or adjustments in the program, activity or project; or
- (b) Re-assessment in the use, prioritization and/or distribution of resources.

An item of appropriation shall pertain to the amount appropriated for an activity or project authorized in this Act.

The particulars of the expenditures to be funded from savings should be within the scope of, or covered by an existing activity or project. The existence of an activity or project regardless of the availability of allotment class/es is sufficient for the purpose of augmentation.

In no case shall a non-existent activity or project be funded by augmentation from savings or by the use of an appropriations authorized in this Act.

Sec. 79. Priority in the Use of Savings. In the use of savings, priority shall be given to the payment of compensation, year-end bonus and cash gift, retirement gratuity, terminal leave benefits, old-age pension of veterans and other personnel benefits authorized by law and in this Act, including the payment of CNA incentives and other negotiated benefits, subject to the provisions of Section 81 of this Act, as well as the implementation of priority project or activity covered in this Act.

Sec. 80. Rules on Modification in the Allotment. As a general rule, departments, bureaus and offices of the National Government, including Constitutional Offices enjoying fiscal autonomy and SUCs shall spend what is programmed in their respective appropriations in this Act. In exceptional circumstances, agencies may modify the allotment issued within an activity or project subject to approval of the following ensued by the timely submission of reports by all offices concerned:

- (a) The heads of agencies or their duly authorized representatives who shall be the official next-in-rank, for the following: (i) change in the details of an activity or project without changing its nature and within the same operating unit; and (ii) change in the object of expenditure (Travelling Expenses or Investment Outlays) within an allotment class (MOOE or Capital Outlays);
- (b) The DBM, in the following modifications: (i) from one allotment class to another; (ii) from one operating unit to another; and (iii) within a special purpose fund; and
- (c) The President of the Philippines, for the payment of intelligence funds within the Executive branch.

All modification in the allotment shall not entail any increase in the total amount appropriated for an activity or project.

(CONDITIONAL IMPLEMENTATION- President's Veto Message, December 16, 2022, Volume I-B, pages 792-793, R.A. No. 11936)

Sec. 81. Rules in the Grant of Collective Negotiation Agreement Incentive. Departments, bureaus, and offices of the National Government, including Constitutional Offices enjoying fiscal autonomy and SUCs may grant collective negotiation agreement (CNA) Incentive sourced from the allowable MOOE allotments identified by the DBM, subject to the following:

- (a) There is a valid CNA executed between the agency and the recognized employee organization which includes a provision on cost-cutting measures to be undertaken collectively by the agency and its personnel;
- (b) The one-time annual payment of CNA Incentive shall be made through a written resolution signed by agency representatives from both labor and management, and approved by the agency head;
- (c) The CNA Incentive that may be granted shall be limited to the amount determined by the DBM; and
- (d) The use of MOOE for the payment of CNA Incentive shall be subject to approval by the agency head and made only during the validity of appropriations. Any excess amounts therefrom after payment of the CNA Incentive shall revert to the General Fund.

GOCCs and LGUs may likewise grant CNA Incentive to their respective personnel, subject to the policies, rules and regulations issued by the DBM.

Sec. 82. Mandatory Expenditures. The amounts programmed for petroleum, oil and lubricants, water, illumination and power services, telephone and other communication services, and rental expenses shall be disbursed exclusively for such items of expenditures. Any available allotment from these items after taking into consideration the agency's full year requirements may be modified only in the last quarter and subject to the provisions of Section 80 hereof.

Disbursements or expenditures of agencies in violation of this Section shall be void and shall subject the erring officials and employees to disciplinary actions in accordance with Section 43, Chapter 5, and Section 80, Chapter 7, Book VI of E.O. No. 292, and to appropriate criminal action under existing penal laws.

Sec. 83. Expenditures for Business-type Activities. Funds for the procurement of supplies and materials intended to be utilized in the conduct of business-

type activities shall be disbursed exclusively for such business-type activity. In no case shall said appropriations be used for any other purpose.

Disbursements or expenditures by agencies in violation of this Section shall be void and shall subject the erring officials and employees to disciplinary actions in accordance with Section 43, Chapter 5, and Section 80, Chapter 7, Book VI of E.O. No. 292, and to appropriate criminal action under existing penal laws.

Sec. 84. Intelligence Funds. No appropriations authorized in this Act as intelligence fund shall be released or disbursed for intelligence activities, including amounts sourced from savings, unless approved by the President of the Philippines.

The use of savings to augment intelligence funds is subject to prior approval of the President of the Philippines, upon joint recommendation by the Secretary of National Defense and the Secretary of Budget and Management.

Intelligence expenses refer to those related to intelligence information gathering activities of uniformed and military personnel, and intelligence practitioners that have direct impact to national security.

Agencies utilizing intelligence funds shall submit to the President of the Philippines a quarterly report on the accomplishments in the use of said funds.

Implementation of this Section shall be subject to COA-DBM-DILG-GCG-DND J.C. No. 2015-01 dated January 8, 2015 and such other guidelines issued thereon.

Sec. 85. Confidential Funds. Confidential funds authorized in this Act shall be released or disbursed only upon approval of the Department Secretary concerned.

Confidential expenses refer to those related to surveillance activities in civilian government agencies that are intended to support the mandate or operations of the agency.

Agencies utilizing confidential funds shall submit to the President of the Philippines and both Houses of Congress a quarterly report on the accomplishments in the use of said funds.

Implementation of this Section shall be subject to COA-DBM-DILG-GCG-DND J.C. No. 2015-01 dated January 8, 2015 and such other guidelines issued thereon.

Sec. 86. Limitations on Cash Advance and Reportorial Requirements. Notwithstanding any provision of law to the contrary, cash advances shall not be granted until such time that the earlier cash advances availed of by the officials or employees concerned shall have been liquidated in accordance with accounting and auditing rules and regulations.

For this purpose, the head of the agency and the COA auditor shall be jointly responsible for the preparation and submission to the House Committee on Appropriations and Senate Committee on Finance, either in printed form or by way of electronic document, the Annual Report on Cash Advances indicating the names of the recipients, the items of expenditures for which said cash advances were disbursed, and the dates of liquidation as reflected in the Agency Books of Accounts.

Sec. 87. Use of Funds for Foreign-Assisted Projects. The amounts appropriated in this Act for the implementation of foreign-assisted projects, composed of loan proceeds and peso counterpart components shall be utilized in accordance with the rules and regulations prescribed under DBM-COA-DOF J.C. No. 2-97 dated March 31, 1997, N.B.C. No. 581 dated December 27, 2020, and such other guidelines that may be issued thereon.

Sec. 88. Disbursement of Funds. Public funds for obligations incurred with proper authorization shall be disbursed only through the BTr or authorized government servicing banks under the Modified Disbursement System, subject to guidelines issued thereon.

Sec. 89. Incurrence or Payment of Unauthorized or Unlawful Obligation or Expenditure. Disbursements or expenditures incurred in violation of existing laws, rules and regulations shall be rendered void. Any and all public officials or employees who will authorize, allow or permit, as well as those who are negligent in the performance of their duties and functions which resulted in the incurrence or payment of unauthorized and unlawful obligation or expenditure shall be, personally liable to the government for the full amount committed or expended and, subject to disciplinary actions in accordance with Section 43, Chapter 5, and Section 80, Chapter 7, Book VI of E.O. No. 292.

ADMINISTRATIVE PROCEDURES

Sec. 90. Institutional Strengthening and Productivity Improvement in Agency Organization and Operations. Heads of departments, bureaus, offices, and instrumentalities under the Executive branch shall adopt institutional strengthening measures to enhance productivity and improve service delivery. For this purpose, they shall: (i) conduct a comprehensive review of their respective mandates, missions, objectives and functions, systems and procedures, and programs, activities and projects; and (ii) identify areas where improvements are necessary and more resources need to be rechanneled.

In pursuit of said institutional strengthening efforts, the DBM, in consultation with the agencies, shall determine the functions, programs, activities and projects that could be strengthened, scaled down, phased out or abolished and recommend the corresponding structural, functional and operational adjustments to streamline the organization and operations of the agency and improve its performance and productivity.

Accordingly, the DBM may recommend the: (i) creation, abolition, renaming, consolidation or merger of bureaus, offices and units; or (ii) creation, abolition, reclassification, conversion or transfer of existing positions, from one unit to another.

The President of the Philippines or the DBM, as the case may be, is authorized to approve the organizational and staffing modifications needed in streamlining and improving productivity in agency organization and operations, in accordance with Section 92 hereof.

Sec. 91. Data Privacy Protection. All agencies of the government shall ensure personal data protection and privacy in its data processing activities in accordance with R.A. No. 10173 (Data Privacy Act of 2012) and other relevant laws and regulations.

Agencies shall designate a Data Protection Officer (DPO) with rank of at least assistant secretary or executive director to: (i) conduct data privacy risk and impact assessment; (ii) formulate a Privacy Management Program (PMP); (iii) implement organizational technical and physical measures and projects to protect personal data; and (iv) conduct drills within their agencies.

Sec. 92. Organizational Structure and Staffing Pattern Changes. Notwithstanding any provision of law to the contrary and within the limits of the appropriations authorized in this Act, the President of the Philippines is authorized to create new offices and modify the existing organizational structure of the agencies in the Executive branch, as well as create new positions or modify existing ones whenever public interest so requires.

The DBM may approve minor changes in the organizational structure and staffing pattern of agencies, and create positions up to a division chief and equivalent level under the Executive branch. It may likewise determine the organizational structure and provide positions in the organizational units of agencies or offices created or reorganized pursuant to law.

Sec. 93. Foreign Travel of Government Officials. In order to ensure that the delivery of services and the operations of the agency is not hampered, all personal and official foreign travels of Department Secretaries or those of equivalent in rank in the Executive Department, Chairpersons and Members of Governing Boards and Chief Executive Officers of GOCCs and GFIs under or attached to the Office of the President, as well as the heads of national government agencies under or attached thereto, shall require clearance from the Office of the President prior to foreign travel, pursuant to Section 10 of E.O. No. 77, s. 2019.

Sec. 94. Allocation for Reorganized Departments, Bureaus and Offices of the National Government, including Constitutional Offices enjoying Fiscal Autonomy and State Universities and Colleges. The amount appropriated in this Act for departments, bureaus and offices of the National Government, including Constitutional Offices enjoying fiscal autonomy and SUCs, which were reorganized during the immediately preceding fiscal year and the current year, shall be released to the successor agency subject to any transitory provision in the issuance authorizing its reorganization.

Sec. 95. National Tax Allotment of Local Government Units. The national tax allotment which is automatically appropriated in accordance with Section 4 of R.A. No. 9358 shall be apportioned among LGUs, including those created, approved, and ratified in FY 2021 in accordance with the allocation formula prescribed under Section 285 of R.A. No. 7160, taking into consideration the following:

- (a) The land area shall be based on the FY 2001 Land Management Bureau (LMB) certified Masterlist of Land Area unless the latest LMB certified Masterlist of Land Area has been validated by the DILG, NAMRIA, and representatives of the Leagues of Provinces, Cities and Municipalities, and endorsed by the Secretary of DENR and the Chief Minister of the BARMM to DBM on or before December 31, 2022; and
- (b) The population shall be based on the FY 2020 Census of Population by Province, City, Municipality and Barangay, as approved under Presidential Proclamation No. 1179 dated July 6, 2021.

All valid adjustments, changes, modifications, or alterations in any of the factors affecting the computation of national tax allotment that occurred or happened, including final and executory court decisions made effective, during the current fiscal year, shall only be considered and implemented by the DBM in the subsequent fiscal year from receipt by the DBM of the notice of said change.

LGUs shall include in their budgets income from both local and external sources, including the amount of their national tax allotment, based on the allocation by the DBM, and receipts from borrowings, which shall be approved by their respective sanggunian.

Enforcement of the Personnel Services limitations under Sections 325(a) and 331(b) of R.A. No. 7160 shall be waived to enable LGUs to: (i) absorb the cost of hospital services transferred from provinces to newly created cities; (ii) pay the CNA incentives of their employees upon compliance with the rules and regulations issued by the DBM; (iii) pay the retirement and terminal leave benefits, including the monetization of leave credits of their employees; (iv) pay the minimum year-end bonus of One Thousand Pesos (P1,000) for the punong barangay and Six Hundred Pesos (P600) for other mandatory barangay officials, and their cash gifts; (v) pay the salaries and benefits of health/medical personnel that may be hired to perform functions related to emergency situations; (vi) pay the special benefits that may be authorized to be granted to LGU personnel during emergency situations; (vii) pay the salary differentials of LGU hired public health workers to fully implement the provisions of R.A. No. 7305; and (viii) pay the salaries and other benefits of additional personnel that may be hired by the LGUs to implement the devolved basic services and functions, subject to the guidelines issued by the DBM.

The national tax allotment, and all LGU shares appropriated herein, shall be directly released by the BTr to the LGU beneficiaries through authorized government servicing banks.

Sec. 96. Implementation of Nationally Funded Projects. Pursuant to Section 17(c) of R.A. No. 7160, the national government agencies, such as DPWH, DA, NIA, DOH, DSWD, DepEd, DENR, DILG, and DOTr, may designate LGUs as implementing agencies for public works and infrastructure projects and other programs, services and facilities, including the construction of local roads and facilities appropriated in this Act, subject to the following:

- (a) The LGU has the capability to implement the foregoing by administration or contract and in accordance with the design, plan, specifications, and such other standards and policies of the National Government;
- (b) The LGU-recipient of nationally funded public works and infrastructure projects and other programs, services and facilities shall commit to fund the cost of maintenance and repairs thereof; and
- (c) The amounts appropriated for the nationally funded projects to be implemented by LGUs shall be released during the fiscal year to be deposited in a trust fund and shall be made available for disbursement for the purpose specified until December 31, 2024.

After the end of validity period, any unreleased appropriations shall lapse, while undisbursed funds shall revert to the unappropriated surplus of the General Fund in accordance with Section 28, Chapter 4, Book VI of E.O. No. 292.

The LGU shall submit quarterly reports on fund utilization and accomplishments through other electronic means and LGU's website.

The LGU shall send written notice when said reports have been submitted or posted on its website to the DBM, House of Representatives, Senate of the Philippines, House Committee on Appropriations, Senate Committee on Finance, and other offices where the submission of reports is required under existing laws, rules and regulations. The date of notice to said agencies shall be considered the date of compliance with this requirement.

Sec. 97. Digital Payments for Government Financial Transactions. All national government agencies, SUCs, GOCCs, and LGUs shall utilize safe and efficient digital disbursements in the payment of goods, services and other disbursements, and offer a digital mode of collecting payments for taxes, fees, tolls, and other charges and impositions, subject to the guidelines to be issued by the DOF, in coordination with the BSP, COA, DBM, BTr, BIR, and other relevant government agencies. The agencies may use facilities of government servicing banks and engage the services of established Financial Service Providers registered with the BSP: *Provided*, That only interoperable digital payment solutions which are compliant with the National Retail Payment System Framework shall be availed, subject to the procurement laws, rules and regulations.

Sec. 98. Submission of Annual Reports and Audited Financial Statements on Accounts Deposited Outside of the National Treasury. All departments, bureaus, offices, and instrumentalities of the National Government, including Constitutional Offices enjoying fiscal autonomy and SUCs authorized by law to retain or use income and deposit the same outside of the National Treasury shall submit their respective audited financial statements, annual reports and narrative report stating therein a detailed description of the utilization of funds through the following:

- (a) URS or other electronic means for reports not covered by the URS; and
- (b) Agency's website.

The statement and report shall include the beginning balance, income collected and its sources, expenditures, and ending balance for the preceding fiscal year.

The agency shall send written notice when said reports have been submitted or posted on its website to the DBM, House of Representatives, Senate of the Philippines, House Committee on Appropriations, Senate Committee on Finance, and other offices where the submission of reports is required under existing laws, rules and regulations. The date of notice to said agencies shall be considered the date of compliance with this requirement.

Sec. 99. Report on Commission on Audit Findings and Recommendation. Within sixty (60) days from receipt of the COA Annual Audit Report, agencies concerned shall submit to the COA, either in printed form or by way of electronic document, a status report on the actions taken on said audit findings and recommendations using the prescribed form under COA Memorandum No. 2014-002 dated March 18, 2014. They shall likewise furnish the DBM, Speaker of the House of Representatives, President of the Senate of the Philippines, House Committee on Appropriations and Senate Committee on Finance, either in printed form or by way of electronic document, a copy of said reports.

The head of agency concerned and the agency's web administrator or his/her equivalent shall be responsible for ensuring that said status reports are posted on the agency's website.

Sec. 100. Financial Reports. Departments, bureaus, offices and instrumentalities of the National Government, including Constitutional Offices enjoying fiscal autonomy and SUCs, shall submit the monthly report on appropriations, allotments, obligations and disbursements of current appropriations, as well as the monthly report of disbursement, on or before the tenth (10th) day of the month immediately following the covered period, through the following:

- (a) URS or other electronic means for reports not covered by the URS; and
- (b) Agency's website.

The agency shall send written notice when said reports have been submitted or posted on its website to the DBM, House of Representatives, Senate of the Philippines, House Committee on Appropriations, Senate Committee on Finance, and other offices where the submission of reports is required under existing laws, rules and regulations. The date of notice to said agencies shall be considered the date of compliance with this requirement.

Sec. 101. Quarterly Financial and Physical Reports. Departments, bureaus, offices and instrumentalities of the National Government, including Constitutional Offices enjoying fiscal autonomy and SUCs, shall submit quarterly reports on its financial and physical accomplishments, within thirty (30) days after the end of each quarter, through the following:

- (a) URS or other electronic means for reports not covered by the URS; and
- (b) Agency's website.

The agency shall send written notice when said reports have been submitted or posted on its website to the DBM, House of Representatives, Senate of the Philippines, House Committee on Appropriations, Senate Committee on Finance, COA, and other offices where the submission of reports is required under existing laws, rules and regulations. The date of notice to said agencies shall be considered the date of compliance with this requirement.

The DBM shall likewise submit to the Speaker of the House of Representatives, President of the Senate of the Philippines, House Committee on Appropriations and Senate Committee on Finance, either in printed form or by way of electronic document, quarterly reports on releases from, obligations incurred, liquidated and unliquidated obligations, total disbursements and balances of, Special Purpose Funds, Supplemental Appropriations, Continuing Appropriations and Automatic Appropriations as well as modification of funds approved by it pursuant to the General Provisions of this Act.

Failure to comply with any of the foregoing shall result in the automatic suspension of the salaries of the responsible official or employee until they have complied with the above requirements pursuant to Section 57, Chapter 6, Book VI of E.O. No. 292.

Repeated failure or refusal of said official or employee to submit the above reports without any justifiable cause may be a ground for administrative disciplinary action, subject to pertinent civil service rules and regulations. The head of agency shall be responsible for ensuring compliance with this penalty provision.

Sec. 102. Submission of Post FY 2023 Budget Status. The DBM shall submit to the Speaker of the House of Representatives, President of the Senate of the Philippines, House Committee on Appropriations and Senate Committee on Finance a post 2023 budget status report not later than May 31, 2024. The report shall indicate a brief accomplishment on all programs, activities, and projects of agencies of the government as reflected in this Act and including specific activities or projects funded from lump-sum appropriations and special purpose funds.

The DBM shall post the said report on its website. The heads of the agencies and the agencies' web administrators or their equivalent shall be responsible for ensuring that the portion of the status report pertinent to them are likewise posted on their respective websites.

Sec. 103. Transparency in Infrastructure Projects. All agencies of the government shall post the following on their respective websites, within the period indicated:

- (a) The project title, location and detailed description; detailed estimates in arriving at the Approved Budget for the Contract; and winning contractor and the detailed estimates of the bid as awarded, within thirty (30) calendar days from entering into contract;
- (b) The detailed actual cost of the project; and variation orders issued, if any, within thirty (30) calendar days from the issuance of a certificate of completion; and
- (c) Quarterly status update, including geotagged photos, of the project, and in case of delay, state the reason/s.

The heads of the agencies and web administrators or their equivalent shall be responsible for ensuring compliance with this Section.

Sec. 104. Transparency Seal. To enhance transparency and enforce accountability, all agencies of the government shall maintain a Transparency Seal to be posted on their websites. The Transparency Seal shall contain the following: (i) the agency's mandates and functions, names of its officials with their position and designation, and contact information; (ii) approved budgets and corresponding targets, immediately upon approval of this Act; (iii) modifications made pursuant to the general and special provisions in this Act; (iv) annual procurement plan/s and contracts awarded with the winning supplier, contractor or consultant; (v) major activities or projects and their target beneficiaries; (vi) status of implementation, evaluation or assessment reports of said programs or projects; (vii) Budget and Financial Accountability Reports; (viii) Updated People's Freedom of Information (FOI) Manual signed by head of agency, Updated One-Page FOI Manual and Agency FOI Reports; and (ix) annual reports on the status of income authorized by law to be retained or used and be deposited outside of the National Treasury, which shall include the legal basis for its retention or use, the beginning balance, income collected and its sources, expenditures, and ending balance for the preceding fiscal year.

The heads of the agencies and their web administrators or their equivalent shall be responsible for ensuring compliance with this Section.

The DBM shall post on its website the status of compliance by all agencies of the government. The DBM shall ensure that posts in their websites are searchable by keywords for the public's easy access to information regarding matters on public funds.

Sec. 105. Joint Congressional Oversight Committee on Public Expenditures. The Senate and the House of Representatives shall constitute a Joint Congressional Oversight Committee on Public Expenditures which shall primarily monitor compliance by agencies with the requirements or conditions in the utilization of public funds under this Act and pertinent laws.

The Joint Congressional Oversight Committee shall be co-chaired by the Chairperson of the Committee on Finance of the Senate and the Chairperson of the Committee on Appropriations of the House of Representatives. The President of the Senate and the Speaker of the House of Representatives shall each designate seven (7) Senators and seven (7) members of the House of Representatives, respectively, as members of the Joint Congressional Oversight Committee. The minority group in the Senate and the House of Representatives shall each have at least one (1) seat in the Joint Congressional Oversight Committee.


The Joint Congressional Oversight Committee on Public Expenditures shall not intervene, participate, or undertake any role or function in any of the various post-enactment stages of the budget execution, such as, but not limited to, project identification or modification, fund releases, and other activities beyond its congressional oversight functions as defined under applicable laws or jurisprudence.

Sec. 106. Exemption from Garnishment, Levy and Execution. Any court, agency or office is hereby cautioned from garnishing or subjecting to levy and execution all public funds, especially the amounts appropriated under this Act.

Sec. 107. Separability Clause. If for any reason, any section or provision of this Act is declared unconstitutional or invalid, other sections or provisions which are not affected thereby shall continue to be in full force and effect.

Sec. 108. Effectivity. The provisions of this Act, detailed in Volume Nos. I-A, I-B, I-C and II shall take effect on January One, Two Thousand and Twenty Three, unless otherwise provided herein.

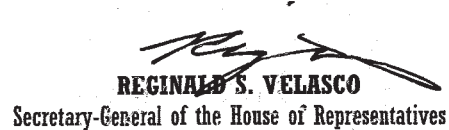
Approved,


JUAN MIGUEL F. ZUBIRI
 President of the Senate


FERDINAND MARTIN C. ROMUALDEZ
 Speaker of the House of Representatives

This Act which originated from the House of Representatives was passed by the House of Representatives and the Senate of the Philippines on December 5, 2022.


RENATO N. BANTUG, JR.
 Secretary of the Senate


REGINALD S. VELASCO
 Secretary-General of the House of Representatives


FERDINAND R. MARCOS, JR.
 President of the Philippines

DEC 16 2022



**FISCAL YEAR 2023
PRESIDENT'S VETO
MESSAGE**



MALACAÑAN PALACE
MANILA

16 December 2022

**THE HONORABLE SPEAKER
LADIES AND GENTLEMEN OF
THE HOUSE OF REPRESENTATIVES**

By the power vested in me by the 1987 Constitution, I hereby sign into law Republic Act (RA) No. 11936, the General Appropriations Act (GAA) for Fiscal Year (FY) 2023, entitled –

**AN ACT APPROPRIATING FUNDS FOR THE OPERATION OF
THE GOVERNMENT OF THE REPUBLIC OF THE PHILIPPINES FROM
JANUARY ONE TO DECEMBER THIRTY-ONE, TWO THOUSAND AND
TWENTY-THREE.**

Anchored on our Agenda for Prosperity with the Medium-Term Fiscal Framework (MTFF) and 8-Point Socioeconomic Agenda as our compass for economic growth, this National Budget shall fuel our government towards the clearly defined goals set by my Administration ultimately aimed at achieving economic transformation.

The economic objectives outlined in the MTFF are: 6.5 to 7.5 percent real gross domestic product (GDP) growth in 2022 and 6.5 to 8.0 percent real GDP growth annually between 2023 and 2028; 9 percent or single digit poverty rate by 2028; 3 percent National Government (NG) deficit-to-GDP ratio by 2028; less than 60 percent NG debt-to-GDP ratio by 2025; and the attainment of upper middle-income status.

Therefore, we must waste no time in fulfilling these objectives in order to deliver our commitments to the Filipino people. That is why I certified the enactment of House Bill No. 4488—the FY 2023 National Budget—as urgent. I thank Congress for recognizing this urgency and passing the FY 2023 GAA before year end. This is a testament to the strong partnership between the Executive and Legislative Branches with the common intention of working towards an inclusive and sustainable economy for all Filipinos.

It is by acting strictly and swiftly in accordance with the economic agenda that our country has, thus far, evaded the worst effects of the global economic slowdown caused by the lingering COVID-19 virus, the Russia-Ukraine conflict that has resulted in alarming levels of inflation, and threats to food security brought about by climate change, among other external factors.

THE PRESIDENT OF THE PHILIPPINES

Nevertheless, surpassing expectations, the Philippine economy grew by 7.6%—the second highest in Southeast Asia—in the third quarter of 2022, making us poised to achieve the government’s 6.5 to 7.5 percent growth target for the year. It is with this promising performance that we are hopeful and set to tirelessly continue our work in 2023.

We are off to a good start, and with the passage of the FY 2023 GAA, the first to be fully implemented under my Administration, we can now move full speed ahead towards fulfilling our Agenda for Prosperity and achieving our envisioned economic transformation resulting in better and sustained quality of life for all.

I. GENERAL COMMENTS

The PhP 5.268 Trillion National Budget for FY 2023 is the government’s comprehensive financial roadmap for sound public financial management with focus on spending on the right priorities while being guided by fiscal responsibility and accountability.

It honors the 8-Point Socioeconomic Agenda that is aligned with the MTF and consists of the following focus areas: (1) food security, (2) improved transportation, (3) affordable and clean energy, (4) health care, (5) social services, (6) education, (7) bureaucratic efficiency, and (8) sound fiscal management. This is evident in the budget prioritization of the socioeconomic sectors of Education, Health, Social Welfare, and Agriculture, aside from the infrastructure development program “Build, Better, More” that is key to economic growth.

With this, however, I bring to the fore the importance of the efficient release and use of public funds, strict legal compliance, and shared fiscal responsibility and accountability. Guided by these principles, my Administration commits to be a progressive yet prudent steward of public funds.

Funds will be available for programs, activities, and projects aimed at improving the lives of the Filipinos, while controls will be put in place and institutionalized to ensure fiscal accountability. With focus on streamlining and digitalization, we will pursue workplace efficiency in the delivery of quality public service.

It is in this light that we will use the FY 2023 GAA to support the hard work of all Filipinos by facilitating the accomplishment of national development goals through transparent and inclusive governance.

II. DIRECT VETO

In keeping with my constitutional duty to ensure faithful execution of the laws, I am constrained to directly veto the provisions introduced in this budget which do not relate to any particular appropriation and would effectively amend substantive laws. These are considered inappropriate provisions that warrant the exercise of Presidential veto. In the case of *Philippine Constitution Association, et al. v. Enriquez, et al.*, G.R. No. 113105, August 19, 1994 (PHILCONSA), it was pronounced by the Supreme Court (SC) that

“included in the category of ‘inappropriate provisions’ are unconstitutional provisions and provisions which are intended to amend other laws, because clearly these kind[s] of laws have no place in an appropriations bill. These are matters of general legislation more appropriately dealt with in separate enactments.”

In this regard, I veto **Department of Labor and Employment (DOLE)-National Labor Relations Commission (NLRC), Special Provision No. 1, “Use of Income,” Volume I-A, page 1157.** The subject income already forms part of the revenue and financing sources of the FY 2023 National Expenditure Program which I earlier submitted to Congress pursuant to the mandate under Section 22, Article VII of the 1987 Constitution that the President shall submit to the Congress, within thirty (30) days from the opening of every regular session as the basis of the general appropriations bill, a budget of expenditures and sources of financing, including receipts from existing and proposed revenue measures. Relatedly, Section 65 of Presidential Decree (PD) No. 1445 (Government Auditing Code of the Philippines), as reiterated in Section 44, Chapter 5, Book VI of Executive Order (EO) No. 292, s. 1987 (Administrative Code of 1987), provides that unless otherwise specifically provided by law, income accruing to the agencies by virtue of the provisions of law, orders, and regulations shall be deposited in the National Treasury or in any duly authorized government depository, and shall accrue to the unappropriated surplus of the General Fund of the government. Further, Section 66 of PD No. 1445 and Section 45, Chapter 5, Book VI of EO No. 292 prescribe that receipts shall be recorded as income of Special, Fiduciary or Trust Funds or Funds other than the General Fund only when authorized by law.

It is noteworthy that the NLRC is not granted authority to use its income under existing laws. Further, the funding requirements for the operations of the NLRC are already fully provided under its budget under this Act.

Similarly, I am obliged to veto **Department of Education (DepEd)-Office of the Secretary (OSEC), Special Provision No. 4, “Revolving Fund of DepEd TV,” Volume I-A, page 197,** considering that there is no law which authorizes the DepEd to establish a revolving fund for the purpose. Moreover, the DepEd TV is not a business-type activity of the DepEd which may be considered within the contemplation of the General Provision on Revolving Funds in this Act which permits the constitution of a revolving fund from receipts derived from business-type activities of agencies to be utilized for the operational expenses of said business-type activities.

I likewise veto the proviso “in no case shall the appropriations be utilized to change the tourism campaign slogan” under **Department of Tourism (DOT)-OSEC, Special Provision No. 4, “Branding Campaign Program,” Volume I-B, page 313,** inasmuch as it intends to limit the exercise of the functions of the Executive Branch in implementing RA No. 9593 (The Tourism Act of 2009). Under the same law, the DOT is mandated to be the primary planning, programming, coordinating, implementing, and regulatory government agency in the development and promotion of the tourism industry, both domestic and international. It is tasked to promote tourism as an engine of socioeconomic and cultural growth in the country.

In *PHILCONSA*, the SC expounded that “a congressional veto is a means whereby the legislature can block or modify administrative action taken under a statute. It is a form of legislative control in the implementation of particular executive actions. The form may be either negative, that is requiring disapproval of the executive action, or affirmative, requiring approval of the executive action. This device represents a significant attempt by Congress to move from oversight of the executive to shared administration. A congressional veto is subject to serious questions involving the principle of separation of powers.” Hence, the SC declared that any provision blocking an administrative action in implementing a law or requiring legislative approval of executive acts must be incorporated in a separate and substantive bill.

III. **CONDITIONAL IMPLEMENTATION**

As part of this Administration’s mission to effectively and responsibly execute the provisions of this Act, I hereby subject the implementation of the following Special and General Provisions to specified conditions to ensure conformity with existing laws, policies, and rules and regulations.

A. STRICT COMPLIANCE WITH LAWS, POLICIES, RULES, AND REGULATIONS IN THE RELEASE AND USE OF PUBLIC FUNDS

(1) Provision of Allowances and Benefits

I admire the persistent efforts of the DepEd in advancing its mandate to provide quality education to our learners through the Alternative Learning System Programs. I applaud our teachers, coordinators, and facilitators for their continuing dedication and diligence to thrive in the new learning environment. Accordingly, the grant of transportation and teaching aid allowances under **DepEd-OSEC, Special Provision No. 29, “Alternative Learning System,” Volume I-A, page 201**, shall be implemented subject to guidelines issued by the DepEd, in coordination with the Department of Budget and Management (DBM), in accordance with existing compensation laws, rules, and regulations.

Further, the implementation of **Department of the Interior and Local Government (DILG)-Philippine National Police (PNP), Special Provision No. 6, “Grant of Benefits and Privileges to the Philippine National Police Academy Cadets,” Volume I-A, page 1078**, shall be subject to the provisions of RA No. 6975 (Department of the Interior and Local Government Act of 1990), as amended.

Furthermore, to ensure the proper implementation of the grant of honoraria under **Department of Health (DOH)-OSEC, Special Provision No. 21, “Grant of Honoraria to Members of Special, Technical and Advisory Committees, Working Groups, and Councils Convened by the DOH in Support of UHC Implementation and Its Strategic Operations,” Volume I-A, page 971**, the corresponding guidelines to be issued jointly by DOH and DBM shall be in accordance with the General Provision on Honoraria in this Act.

(2) Allocation of Maintenance and Other Operating Expenses (MOOE)

The implementation of **DepEd-OSEC, Special Provision No. 29, "Alternative Learning System," Volume I-A, page 201**, particularly in the construction of community learning centers, shall be guided, as may be applicable, by the General Provision on Rules on Modification in the Allotment in this Act.

In the same manner, the implementation of **DepEd-OSEC, Special Provision No. 30, "Maintenance and Other Operating Expenses Allocation for Schools," Volume I-A, page 201**, shall comply with the rules on modification in the allotment or use of savings and augmentation, as the case may be, as contained in the relevant General Provisions in this Act, and that the DepEd shall ensure that there will be no duplication of projects and activities or overlapping of funding sources.

On another front, to further promote judicial independence and the efficient administration of justice, I trust that the SC shall continue to ensure the equitable allocation and immediate release of MOOE to its lower courts in the implementation of **The Judiciary-Supreme Court of the Philippines and the Lower Courts, Special Provision No. 7, "Maintenance and Other Operating Expenses of Lower Courts," Volume I-B, page 572**.

(3) Utilization of Engineering and Administrative Overhead (EAO) Expenses

It is to be noted that under Section 7 of RA No. 8150 (Public Works and Highways Infrastructure Program Act of 1995), the direct engineering and administrative overhead expenditures incidental thereto shall be reflected in the program of work for the project concerned and shall not exceed four per centum (4%) of the amount actually released for the project: Provided, that the said percentage shall be reduced as the total project cost increases. In this regard, it must be emphasized that the same Section 7 prescribes that appropriations for projects shall be used solely for project implementation, which includes the direct engineering and administrative overhead expenditures incidental to the project implementation.

In this regard, I am placing **DepEd-OSEC, Special Provision No. 6, "Basic Education Facilities," Volume I-A, pages 197-198; DepEd-OSEC, Special Provision No. 7, "Allocation for the Bangsamoro Autonomous Region in Muslim Mindanao (BARMM)," Volume I-A, page 198; and Department of Public Works and Highways (DPWH)-OSEC, Special Provision No. 15, "Project Related Expenses," Volume I-B, page 3**, under conditional implementation that the utilization of the EAO expenses under these Special Provisions shall be in accordance with the purposes and/or uses authorized under RA No. 8150 and relevant rules and regulations, and that the agencies concerned shall guard against duplication of projects and activities or overlapping of funding sources.

(4) Utilization of Funds for Prior Years' Claim

Beginning 2011, the Conditional Cash Transfer program, now called the *Pantawid Pamilyang Pilipino Program* or the "4Ps", has been adopted by the government as a social development strategy aimed at not just providing assistance, in the form of cash grants, to poor Filipino households, but also, and more importantly, improving the status of the health, nutrition, and education of the household members, with the intention of contributing to the eventual improvement of their lives and future. In this regard, I am placing **Department of Social Welfare and Development (DSWD)-OSEC, Special Provision No. 1, "Pantawid Pamilyang Pilipino Program," Volume I-B, pages 260-261**, under conditional implementation to ensure that the release of funds for the purpose shall cover the legitimate claimants entitled to assistance under the 4Ps in the years 2017 and 2018 as validated by the Commission on Audit (COA).

In the same vein, the amounts provided under item (a) (iv) of **Pension and Gratuity Fund, Special Provision No. 1, "Pension and Gratuity Fund," Volume I-B, page 736**, shall cover the arrears for the period during which the military veterans were entitled to the total administrative disability pension only, pursuant to Section 2 of RA No. 7696 (An Act Amending Certain Sections of RA No. 6948 Otherwise Known as "An Act Standardizing and Upgrading the Benefits for Military Veterans and Their Dependents"), amending, among others, Section 5 (h) of RA No. 6948, and subject to the validation of the list of claimants by the COA.

(5) Release of Trust Receipts

In relation to the scholarship assistance to be granted to the surviving children of deceased or permanently incapacitated Military and Uniformed Personnel under the Bureau of Fire Protection (BFP), Bureau of Jail Management and Penology (BJMP), PNP, and Armed Forces of the Philippines (AFP) the following Special Provisions shall be subject to the guidelines to be issued by the DBM and the DILG:

- a. **DILG-BFP, Special Provision No. 2, "Trust Receipts from Firearms License Fees," Volume I-A, page 1047;**
- b. **DILG-BJMP, Special Provision No. 1, "Trust Receipts from Firearms License Fees," Volume I-A, page 1051;**
- c. **DILG-PNP, Special Provision No. 1, "Trust Receipts from Police Fees and Charges," Volume I-A, page 1078; and**
- d. **Department of National Defense-General Headquarters, AFP and AFP-Wide Service Support Units (AFPWSSUS), Special Provision No. 3, "Trust Receipts from Firearms License Fees" Volume I-A, page 1227.**

Further, in accordance with EO No. 338, s. 1996 (Directing the Deposit of Cash Balances to the National Treasury), as implemented by COA-DBM-Department of Finance (DOF) Joint Circular (JC) No. 1-97 dated January 2, 1997 (Guidelines for the Transfer by National Government Agencies of All Cash Balances to the National Treasury), and the General Provision on Trust Receipts in this Act, the subject fees shall continue to be deposited with the National Treasury and recorded as trust receipts.

(6) Administration of Tax Refunds

Amid our relentless efforts to institute tax reforms and promote sound fiscal policy, I task the Bureau of Customs (BOC) to ensure that all claims for duties and tax refund under the **DOF-BOC, Special Provision No. 3, "Tax Refund", Volume I-A, page 908**, shall not affect the Bureau's attainment of the target revenue program set by our government. In line with this, the BOC shall provide a validated list of all claimants of duties and tax refund payables prior to the release of funds covered by this Special Provision.

(7) Release of National Disaster Risk Reduction and Management Fund (NDRRMF)

We cannot overemphasize the need to expedite the release of funds for disaster risk reduction or mitigation, prevention, and preparedness activities, and relief, recovery, reconstruction and other works or services immediately after the occurrence of disasters, calamities, epidemics, or complex emergencies. The government is duty bound to act with dispatch to prepare for, and manage, reduce or mitigate the deleterious effects of natural or human-induced disasters, and to conduct relief, recovery, reconstruction and other works or services in order that the situation and living conditions of those affected may be normalized as quickly as possible.

In view thereof, compliance with **NDRRMF, Special Provision No. 1, "National Disaster Risk Reduction and Management Program," Volume I-B, page 733**, insofar as it requires that the releases from the NDRRMF by the DBM shall be made within fifteen (15) days upon the approval of the President of the Philippines, shall necessarily be subject to the conditions of: (i) submission of complete documentary requirements by the requesting implementing agencies to the DBM; and (ii) availability of funds under the NDRRMF.

(8) Subsidy Releases to Government -Owned or -Controlled Corporations (GOCCs)

In relation to the adoption of Cash Budgeting System, the implementation of the authority of National Electrification Administration (NEA) and National Power Corporation (NPC) to use subsidies released for programs and projects in prior years under **Budgetary Support to Government Corporations (BSGC)-Department of Energy (DOE)-NEA, Special Provision No. 3, "Prior Years' Subsidy Releases from the National Government," Volume I-B, page 659;**

BSGC-DOE-NPC, Special Provision No. 3, "Prior Years' Subsidy Releases from the National Government", Volume I-B, page 661; and Budgets of DOE Attached Corporations-NEA, Special Provision No. 7, "Augmentation Beyond the Approved Corporate Operating Budget," Volume I-B, page 752, should be consistent with the rules on reversion of funds pursuant to Section 28, Chapter 4, Book VI of EO No. 292, and Section 2 of EO No. 91, s. 2019 (Adopting the Cash Budgeting System Beginning Fiscal Year 2019, and for Other Purposes), and other pertinent laws, rules, and regulations.

Likewise, the release of subsidy to cover the payment of salaries to Intercontinental Broadcasting Corporation (IBC) personnel and unpaid retirement benefits of its retirees under **BSGC-Office of the Press Secretary (formerly Presidential Communications Operations Office)-IBC, Special Provision No. 1, "Subsidy to the Intercontinental Broadcasting Corporation," Volume I-B, page 690,** for the period covering FYs 2009 to 2023 shall be subject to the submission by the Corporation of the necessary requirements for the payment thereof to the Governance Commission for GOCCs for review and evaluation considering applicable laws, rules, and regulations.

(9) Procurement-related Provisions

I recognize the importance of the expeditious procurement of drugs and vaccines, especially in view of our unprecedented experience with the COVID-19 pandemic. Among the top priorities of our government is to take all necessary measures in immediately addressing health concerns to protect the lives of all Filipinos. Nevertheless, prudence dictates that **DOH-OSEC, Special Provision No. 11, "Advance Payment for Drugs and Vaccines," Volume I-A, page 970,** should be implemented in accordance with existing rules under RA No. 9184 (Government Procurement Reform Act) and its 2016 Revised Implementing Rules and Regulations (IRR), as well as the provisions of PD No. 1445 in the case of advance payment.

Likewise, while the government is consistent in strongly supporting local products and services, subject to open and competitive bidding, the implementation of **Section 19, General Provisions, "Strict Adherence to Procurement Laws, Rules and Regulations," Volume I-B, page 765,** insofar as it gives preference to materials and supplies made and manufactured in the Philippines in the procurement of goods, services, and infrastructure by the government, shall be in accordance with existing procurement laws, rules, and regulations, including the guidelines issued by the Government Procurement Policy Board (GPPB).

Moreover, I fully understand that in line with the desired objectives of transparency and accountability in government procurement, Congress introduced **Section 21, General Provisions, "Engagement of a Procurement Agent," Volume I-B, pages 765-766.** Nevertheless, to ensure effectiveness and consistency in implementation, the engagement of government procurement

agents shall be undertaken in accordance with the provisions of the 2016 Revised IRR of RA No. 9184, and such other guidelines issued by the GPPB.

Furthermore, it is acknowledged that Information and Communications Technology (ICT) equipment for highly technical or specialized use by select agencies for specific purposes to carry out their mandated functions are not for common use by all agencies. Nevertheless, in the implementation of **Section 26, General Provisions, "Use and Procurement of Information Technology Equipment," Volume I-B, page 767**, particularly that which requires the ICT equipment for highly technical or specialized use to be procured separately by the agency, it should be reiterated that the same shall be subject to compliance with RA No. 9184 and its 2016 Revised IRR, and other ICT-related laws, rules, and regulations.

(10) Creation of New Office

It is notable that there has been a fast-growing demand for energy in our country, and the establishment of the Philippine Energy Research and Policy Institute by virtue of RA No. 11572 (Philippine Energy Research and Policy Institute Act) was intended to enhance our capability for energy research and policy development. It is to be emphasized, however, that the organization of the Institute under **State Universities and Colleges (SUCs)-University of the Philippines System, Special Provision No. 3, "Philippine Energy Research and Policy Institute," Volume I-A, page 394**, entails the creation of a new office and new positions. Hence, the same shall be subject to the General Provision on Organizational Structure and Staffing Pattern Changes in this Act.

(11) Requirements of Foreign Service Posts

In the implementation of **Department of Foreign Affairs (DFA)-OSEC, Special Provision No. 12, "Provision for Agency Attachés or Representatives and Cost Sharing Agreement," Volume I-A, page 947**, the DFA, as in the past year, shall ensure that the use of contributions from the agencies concerned shall be limited to payment of authorized operating expenses, and only in case of deficiency of appropriated funds for the purpose, subject to existing laws, rules, and regulations. Otherwise, the DFA shall comply with Section 44, Chapter 5, Book VI of EO No. 292, which requires that all income shall be deposited in the National Treasury or in the duly authorized government depository and shall accrue to the unappropriated surplus of the General Fund of the government.

(12) Implementation of National Programs and Projects

The problem of undernourishment among Filipino children is a health concern that always takes precedence. In this regard, **DSWD-OSEC, Special Provision No. 9, "Supplemental Feeding Program," Volume I-B, page 261**, shall be covered by the guidelines to be issued by the DSWD, consistent with the

provisions of RA No. 11037 (*Masustansyang Pagkain para sa Batang Pilipino Act*) on the target beneficiaries of the program, as well as incorporation of fresh milk and fresh milk-based products in the fortified meals and cycle menu.

Moreover, as the economy is reopening, our government has remained steadfast in its commitment to help every Filipino recover from the loss of employment or livelihood by extending assistance through the implementation of employment programs. Hence, I am subjecting **DOLE-OSEC, Special Provision No. 1, “Tulong Panghanapbuhay sa Ating Disadvantaged or Displaced Workers Program (TUPAD) and Government Internship Program (GIP),” Volume I-A, page 1138**, to guidelines issued by the DOLE in operationalizing the convergence program to effectively assist and support the intended beneficiaries.

As part of the government’s continuing efforts to pursue the decentralization of the delivery of public service, the implementation of infrastructure projects under **DPWH-OSEC, Special Provision No. 6, “Basic Infrastructure Program,” Volume I-B, page 2**, including the maintenance and repair thereof, shall be in accordance with RA No. 7160 (Local Government Code of 1991), and other pertinent laws, rules, regulations, and guidelines.

(13) Funding for Foreign-Assisted Projects

Similar to previous years, Congress identified specific foreign-assisted projects (FAPs) chargeable against Purpose No. 4 under **Unprogrammed Appropriations (UA), Special Provision No. 5, “Support to Foreign-Assisted Projects,” Volume I-B, pages 742-743**. Accordingly, pursuant to the authority vested in me under Section 20, Article VII of the 1987 Constitution and in view of the character of the UA as a standby authority to incur additional obligations for priority programs, projects, or activities, such identification of the specific FAPs shall not limit the President in negotiating other foreign loan agreements.

Hence, the release of funds chargeable against Purpose No. 4 of the UA shall be subject to the submission of a Special Budget pursuant to Section 35, Chapter 5, Book VI of EO No. 292, together with the physical and financial plan, project profile, and a copy of the perfected loan agreement, as approved in accordance with pertinent laws, rules, regulations, and guidelines issued thereon. Moreover, any change in the project title, scope, or amount of the FAPs shall further be subject to the appropriate approval in accordance with existing guidelines.

(14) Modification in the Allotment

Under Section 2 of PD No. 1445, it is the declared policy of the State that all resources of the government shall be managed, expended, or utilized in accordance with law and regulations, and safeguarded against loss or wastage through illegal or improper disposition, with a view to ensuring efficiency, economy, and effectiveness in the operations of government. The responsibility to take care that such policy is faithfully adhered to rests directly with the chief or

head of the government agency concerned. This is consistent with EO No. 292 insofar as the COA determines if the fiscal responsibility that rests directly with the head of the government agency has been properly and effectively discharged. Further, the same law provides that the Secretary shall have supervision and control over the bureaus, offices, and agencies under him. In this regard, I subject **Section 80, General Provisions, "Rules on Modification in the Allotment," Volume I-B, page 777**, to guidelines to be prescribed by the DBM insofar as it grants authority to the official next-in-rank.

B. SHARED FISCAL RESPONSIBILITY

Consistent with Section 29 (1), Article VI of the 1987 Constitution, and Section 32, Chapter 5, Book VI of EO No. 292, appropriations shall be used solely for the specific purposes intended. In this light, I am placing **Congress of the Philippines, Special Provision No. 6, "Availability of Appropriations and Cash Allocations," Volume I-A, page 15**, under conditional implementation, to emphasize that the use and disbursements of the funds shall be for the specified purposes and within the period of availability of appropriations as prescribed under the General Provision on Cash Budgeting System in this Act.

IV. GENERAL OBSERVATION

With the end in view of ensuring efficient and effective allocation and utilization of the limited government resources, especially in our continuing journey to recovery from the impacts of the pandemic and uncertainties in the economic environment, I now signify my stand on how the following provisions will be construed and implemented.

A. ORGANIZATIONAL STRUCTURE

We have consistently underscored the need for our unfailing compliance to salary standardization and compensation laws, rules, and regulations, including the policies on the use of appropriations or available savings for the creation of new positions and the grant of retirement benefits and separation pay. The scrap and build policy in the adjustment and modification of organizational structure, and other existing organization, staffing, compensation and position classification standards of the DBM, are put in place in order to afford a stable organizational structure in all agencies, and the government as a whole. I am confident that the Congress will constantly uphold the policy set forth under Section 8, Article IX-B of the 1987 Constitution, proscribing the payment of additional compensation.

Accordingly, I put my unwavering trust in the Congress in its implementation of **Congress of the Philippines, Special Provision No. 2, "Organizational Structure of the Senate, the House of Representatives, the Senate and House of Representatives Electoral Tribunals and the Commission on Appointments," Volume I-A, page 15**.

B. HEALTH FACILITIES ENHANCEMENT PROGRAM (HFEP)

Now more than ever, we have realized the continuing need to strengthen our health care system, not just to be able to address our present needs, but to adequately prepare, mindful of the uncertainties of the future. Paramount to this is the systematic upgrading of our health facilities. We must, therefore, ensure that the budget for the purpose is prudently spent. Hence, it should be clear that the purchase of motor vehicles related to the implementation of HFEP under **DOH-OSEC, Special Provision No. 6, "Health Facilities Enhancement Program," Volume I-A, page 969**, shall pertain to medical transport vehicles.

C. MOTOR VEHICLE USER'S CHARGE (MVUC) COLLECTIONS

The disposition, allocation, and utilization of the collections of the government from the MVUC are governed by the provisions of RA No. 8794, as amended by RA No. 11239 (An Act Abolishing the Road Board and Providing for the Disposition of the Motor Vehicle User's Charge Collections, Amending for the Purpose Republic Act No. 8794, Entitled "An Act Imposing a Motor Vehicle User's Charge on Owners of All Types of Motor Vehicles and for Other Purposes"). Section 7 of the same law explicitly provides that the subject collections shall be remitted to the National Treasury under a Special Account in the General Fund to be earmarked solely for the construction, upgrading, repair, and rehabilitation of roads, bridges, and road drainage to be included in the annual GAA. Consequently, this legal prescription is applicable in this Act, especially on **DPWH-OSEC, Special Provision No. 13, "Motor Vehicle User's Charge Collections," Volume I-B, page 3**, particularly the last proviso stating that in succeeding GAAs, the projects listed under the Asset Preservation Program–MVUC shall be separate and distinct from the regular Asset Preservation Program of the DPWH. Moreover, it is to be noted that, consistent with the 1987 Constitution and other applicable laws, this GAA covers the appropriations for FY 2023 only, and does not extend to subsequent appropriations that shall undergo separate and distinct budget preparation and authorization cycles annually.

D. LEGISLATED HATCHERIES

The objective to strengthen the aquaculture industry through the establishment of hatcheries and other aquaculture facilities is acknowledged. Yet, a prudent implementation of this policy should be ensured in order that public funds are efficiently utilized for the purpose of addressing critical farming issues, such as limited species variety, high fry cost, and erratic supply.

In this regard, I would like to highlight, in relation to **Department of Agriculture (DA)-Bureau of Fisheries and Aquatic Resources (BFAR), Special Provision No. 4, "Legislated Hatcheries," Volume I-A, pages 141-142**, that responsible fiscal management is crucial in the creation, management, and operation of legislated hatcheries. We note that LGUs are

tasked under RA No. 7160 to be primarily responsible for the delivery of basic services and facilities, which include agriculture and fishery services. Therefore, the standards and guidelines of the DA-BFAR should be given utmost consideration in the creation, management, and operation of legislated hatcheries.

E. POSTING OF AGENCY SAVINGS

As in the past year, it should be clarified that the departments, bureaus, offices, and instrumentalities of the National Government shall be responsible in the posting of its savings as required under **Section 76, General Provisions, "Authority to Use Savings," Volume I-B, page 776**. On the other hand, the DBM periodically posts in its website the information on appropriations *vis-à-vis* releases. Further, it is understood that the posting of the information on savings by the DBM is limited to that provided by the departments, bureaus, offices, and instrumentalities of the National Government.

F. AUTOMATIC APPROPRIATIONS

It is fully recognized that the power of the purse belongs to the Congress. However, it must be clarified that automatic appropriations, including the Special Account in the General Fund, are already covered and authorized under separate laws. Hence, while the Congress increased the amounts pertaining to the Special Accounts in the General Fund under **DOH-OSEC Special Provision No. 4, "Fees, Fines, Royalties, and Other Charges of the Food and Drug Administration", Volume I-A, page 969**; and **BSGC-DA-Philippine Coconut Authority, Special Provision No. 2, "Subsidy to the Philippine Coconut Authority", Volume I-B, page 653**, it is understood that the Executive Branch is not precluded from exercising judicious programming of funds based on actual collections and utilization.

V. NEW BUDGETARY ITEMS

In the exercise of the budget execution function vested upon the Executive Branch, it is understood that the new budgetary items introduced by Congress in this Budget shall be subject to the National Government's cash programming, observance of prudent fiscal management, applicable budget execution rules and procedures, and approval by the President based on the programmed priorities of the government.

Therefore, considering that such new items will have corresponding effects in the outputs and outcomes of the agencies concerned, the DBM shall inform said agencies of the changes in their respective appropriations and require the submission of their revised performance targets.

VI. CLOSING STATEMENT

With my firm belief in the power of unity, the timely passage of this FY 2023 National Budget which embodies the economic agenda of prosperity is a positive proof

that the collaborative synergy of the bureaucracy is thriving.



I sincerely express my gratitude to the Congress for adopting the MTFF and 8-Point Socioeconomic Agenda on which the National Budget is anchored. It is only with your continued support that we will be able to realize the clear objectives defined by our economic managers.

As my Administration's first full-year budget, the FY 2023 GAA mirrors my vision of a Philippine Government which is not limited by challenges, but is energized by opportunities to further promote responsive public service, efficient e-governance, and prudent public financial management.

I believe that as long as our vision is clear, our determination is strong, and our service is sincere, we will fulfill our mandate to serve the Filipino people and achieve our Agenda for Prosperity.

Marami pong salamat at mabuhay tayong lahat!

Very truly yours,



Copy furnished:

SEN. JUAN MIGUEL F. ZUBIRI

Senate President

Senate of the Philippines

GSIS Bldg., Pasay City

SECRETARY MARK LLANDRO L. MENDOZA

Head

Presidential Legislative Liaison Office

2/F New Executive Bldg.

Malacañang, Manila



PBBM001125

SUMMARY OF FISCAL YEAR 2023 NEW APPROPRIATIONS

SUMMARY OF FY 2023 NEW APPROPRIATIONS
Amount, In Thousand Pesos

DEPARTMENTS	3,157,620,191
I. CONGRESS OF THE PHILIPPINES	39,178,265
A. Senate	9,414,980
B. Senate Electoral Tribunal	311,765
C. Commission on Appointments	1,206,016
D. House of Representatives	28,014,651
E. House of Representatives Electoral Tribunal	230,853
II. OFFICE OF THE PRESIDENT	9,029,005
A. The President's Offices	9,029,005
III. OFFICE OF THE VICE-PRESIDENT	2,343,891
A. Office of the Vice-President	2,343,891
IV. DEPARTMENT OF AGRARIAN REFORM	9,861,803
A. Office of the Secretary	9,861,803
V. DEPARTMENT OF AGRICULTURE	98,864,397
A. Office of the Secretary	85,881,968
B. Agricultural Credit Policy Council	2,833,322
C. Bureau of Fisheries and Aquatic Resources	6,816,077
D. Fertilizer and Pesticide Authority	250,102
E. National Fisheries Research and Development Institute	375,089
F. National Meat Inspection Service	534,377
G. Philippine Carabao Center	1,196,112
H. Philippine Center for Post-Harvest Development and Mechanization	369,260
I. Philippine Council for Agriculture and Fisheries	192,618
J. Philippine Fiber Industry Development Authority	415,472
VI. DEPARTMENT OF BUDGET AND MANAGEMENT	1,737,629
A. Office of the Secretary	1,664,626
B. Government Procurement Policy Board - Technical Support Office	73,003

VII.	DEPARTMENT OF EDUCATION	678,317,321
A.	Office of the Secretary	676,141,555
B.	Early Childhood Care and Development Council.....	291,798
C.	National Academy of Sports.....	356,776
D.	National Book Development Board	141,828
E.	National Council for Children's Television	74,570
F.	National Museum of the Philippines	1,203,623
G.	Philippine High School for the Arts	107,171
VIII.	STATE UNIVERSITIES AND COLLEGES	107,037,812
A.	University of the Philippines System (The National University)	24,263,577
B.	National Capital Region	6,610,505
B.1	Eulogio "Amang" Rodriguez Institute of Science and Technology	422,861
B.2	Marikina Polytechnic College	224,602
B.3	Philippine Normal University	874,529
B.4	Philippine State College of Aeronautics	531,008
B.5	Polytechnic University of the Philippines	2,435,625
B.6	Rizal Technological University	962,363
B.7	Technological University of the Philippines	1,159,517
C.	Region I - ILOCOS	6,160,612
C.1	Don Mariano Marcos Memorial State University	1,345,725
C.2	Ilocos Sur Polytechnic State College	340,661
C.3	Mariano Marcos State University	2,510,230
C.4	North Luzon Philippines State College	132,021
C.5	Pangasinan State University	1,168,518
C.6	University of Northern Philippines	663,457
D.	CORDILLERA ADMINISTRATIVE REGION	2,601,580
D.1	Abra State Institute of Science and Technology	289,693
D.2	Apayao State College	241,968
D.3	Benguet State University	852,108
D.4	Ifugao State University	462,574
D.5	Kalinga State University	366,088
D.6	Mountain Province State University	389,149
E.	Region II - CAGAYAN VALLEY	3,519,815
E.1	Batanes State College	82,105
E.2	Cagayan State University	1,177,966
E.3	Isabela State University	1,351,394
E.4	Nueva Vizcaya State University	619,444
E.5	Quirino State University	288,906

F.	Region III - CENTRAL LUZON	7,983,748
F.1	Aurora State College of Technology	354,810
F.2	Bataan Peninsula State University	649,522
F.3	Bulacan Agricultural State College	249,870
F.4	Bulacan State University	1,356,743
F.5	Central Luzon State University	1,004,634
F.6	Don Honorio Ventura State University	950,606
F.7	Nueva Ecija University of Science and Technology	976,744
F.8	Pampanga State Agricultural University	405,395
F.9	Philippine Merchant Marine Academy	298,835
F.10	President Ramon Magsaysay State University	492,432
F.11	Tarlac Agricultural University	378,672
F.12	Tarlac State University	865,485
G.	Region IV - SOUTHERN TAGALOG AND PALAWAN	8,376,595
	Region IV-A (CALABARZON)	5,438,775
G.1	Batangas State University	1,679,626
G.2	Cavite State University	1,588,555
G.3	Laguna State Polytechnic University	740,609
G.4	Southern Luzon State University	611,309
G.5	University of Rizal System	818,676
H.	Region IV-B (MIMAROPA)	2,937,820
H.1	Marinduque State College	286,323
H.2	Mindoro State University	358,481
H.3	Occidental Mindoro State College	472,552
H.4	Palawan State University	895,847
H.5	Romblon State University	433,649
H.6	Western Philippines University	490,968
I.	Region V - BICOL	6,328,120
I.1	Bicol State College of Applied Sciences and Technology	229,800
I.2	Bicol University	1,352,978
I.3	Camarines Norte State College	444,075
I.4	Camarines Sur Polytechnic Colleges	461,660
I.5	Catanduanes State University	545,702
I.6	Central Bicol State University of Agriculture	2,190,579
I.7	Dr. Emilio B Espinosa, Sr. Memorial State College of Agriculture and Technology	223,645
I.8	Partido State University	434,841
I.9	Sorsogon State University.....	444,840

J.	Region VI - WESTERN VISAYAS	8,534,436
J.1	Aklan State University	584,993
J.2	Capiz State University	981,059
J.3	Carlos Hilado Memorial State University	539,043
J.4	Central Philippines State University	516,206
J.5	Guimaras State College	276,128
J.6	Iloilo Science and Technology University	836,712
J.7	Iloilo State University of Science and Technology	452,249
J.8	Northern Iloilo State University	608,916
J.9	Northern Negros State College of Science and Technology	314,999
J.10	University of Antique	621,746
J.11	West Visayas State University	2,802,385
K.	Region VII - CENTRAL VISAYAS	4,503,671
K.1	Bohol Island State University	804,668
K.2	Cebu Normal University	684,444
K.3	Cebu Technological University	1,932,708
K.4	Negros Oriental State University	929,344
K.5	Siquijor State College	152,507
L.	Region VIII - EASTERN VISAYAS	6,953,581
L.1	Biliran Province State University	373,829
L.2	Eastern Samar State University	694,260
L.3	Eastern Visayas State University	2,184,908
L.4	Leyte Normal University	447,306
L.5	Northwest Samar State University	269,055
L.6	Palompon Polytechnic State University	286,252
L.7	Samar State University	451,177
L.8	Southern Leyte State University	504,379
L.9	University of Eastern Philippines	722,063
L.10	Visayas State University	1,020,352
M.	Region IX - ZAMBOANGA PENINSULA	2,779,710
M.1	Basilan State College	234,051
M.2	J.H. Cerilles State College	337,975
M.3	Jose Rizal Memorial State University	701,610
M.4	Western Mindanao State University	914,865
M.5	Zamboanga Peninsula Polytechnic State University	357,313
M.6	Zamboanga State College of Marine Sciences and Technology	233,896
N.	Region X - NORTHERN MINDANAO	4,912,937
N.1	Bukidnon State University	915,429
N.2	Camiguin Polytechnic State College	137,127
N.3	Central Mindanao University	863,527
N.4	MSU - Iligan Institute of Technology	1,349,272

N.5	Northern Bukidnon State College	279,169
N.6	Northwestern Mindanao State College of Science and Technology	244,355
N.7	University of Science and Technology of Southern Philippines - Cagayan De Oro Campus	897,312
N.8	University of Science and Technology of Southern Philippines - Claveria Campus	226,746
0.	Region XI - DAVAO	1,881,343
0.1	Davao de Oro State College	239,681
0.2	Davao del Norte State College	214,137
0.3	Davao del Sur State College	190,198
0.4	Davao Oriental State University	268,833
0.5	Southern Philippines Agri-Business and Marine and Aquatic School of Technology	164,016
0.6	University of Southeastern Philippines	804,478
P.	Region XII - SOCCSKSARGEN	1,842,111
P.1	Cotabato Foundation College of Science and Technology	293,719
P.2	South Cotabato State College	87,996
P.3	Sultan Kudarat State University	549,893
P.4	University of Southern Mindanao	910,503
Q.	REGION XIII - CARAGA	1,923,796
Q.1	Agusan del Sur State College of Agriculture and Technology	253,239
Q.2	Caraga State University	487,596
Q.3	North Eastern Mindanao State University	711,406
Q.4	Surigao Del Norte State University.....	471,555
R.	BANGSAMORO AUTONOMOUS REGION IN MUSLIM MINDANAO (BARMM)	7,861,675
R.1	Adiong Memorial Polytechnic State College	99,899
R.2	Cotabato State University	284,279
R.3	Mindanao State University	6,369,201
R.4	MSU-Tawi-Tawi College of Technology and Oceanography	684,350
R.5	Sulu State College	249,920
R.6	Tawi-Tawi Regional Agricultural College	174,026
IX.	DEPARTMENT OF ENERGY	1,320,735
A.	Office of the Secretary	1,320,735
X.	DEPARTMENT OF ENVIRONMENT AND NATURAL RESOURCES	23,292,002
A.	Office of the Secretary	18,099,869
B.	Environmental Management Bureau	2,333,917
C.	Mines and Geosciences Bureau	1,249,228
D.	National Mapping and Resource Information Authority	1,378,395
E.	National Water Resources Board	142,724
F.	Palawan Council for Sustainable Development Staff	87,869

XI.	DEPARTMENT OF FINANCE	21,901,532
	A. Office of the Secretary	1,031,936
	B. Bureau of Customs	3,704,504
	C. Bureau of Internal Revenue	12,446,731
	D. Bureau of Local Government Finance	319,501
	E. Bureau of the Treasury	4,180,557
	F. Central Board of Assessment Appeals	14,740
	G. Insurance Commission	6
	H. National Tax Research Center	101,002
	I. Privatization and Management Office	102,555
XII.	DEPARTMENT OF FOREIGN AFFAIRS	20,621,463
	A. Office of the Secretary	20,492,670
	B. Foreign Service Institute	65,716
	C. Technical Cooperation Council of the Philippines	3,083
	D. UNESCO National Commission of the Philippines	22,743
	E. Presidential Commission on Visiting Forces	37,251
XIII.	DEPARTMENT OF HEALTH	209,624,216
	A. Office of the Secretary	209,134,996
	B. National Nutrition Council	437,167
	C. Philippine National AIDS Council.....	52,053
XIV.	DEPARTMENT OF HUMAN SETTLEMENTS AND URBAN DEVELOPMENT	1,501,726
	A. Office of the Secretary	1,092,798
	B. Human Settlements Adjudication Commission	408,928
XV.	DEPARTMENT OF INFORMATION AND COMMUNICATIONS TECHNOLOGY	8,289,778
	A. Office of the Secretary	7,186,572
	B. Cybercrime Investigation and Coordination Center	347,762
	C. National Privacy Commission	220,179
	D. National Telecommunications Commission	535,265
XVI.	DEPARTMENT OF THE INTERIOR AND LOCAL GOVERNMENT	253,404,249
	A. Office of the Secretary	6,831,119
	B. Bureau of Fire Protection	27,107,363
	C. Bureau of Jail Management and Penology	22,330,853
	D. Local Government Academy	213,681
	E. National Commission on Muslim Filipinos	759,671
	F. National Police Commission	1,905,387
	G. National Youth Commission	156,653
	H. Philippine Commission on Women	140,322
	I. Philippine National Police	193,239,791
	J. Philippine Public Safety College	719,409

XVII.	DEPARTMENT OF JUSTICE	28,604,887
A.	Office of the Secretary	9,078,457
B.	Bureau of Corrections	6,109,810
C.	Bureau of Immigration	1,614,583
D.	Land Registration Authority	1,269,963
E.	National Bureau of Investigation	2,765,668
F.	Office for Alternative Dispute Resolution.....	85,838
G.	Office of the Government Corporate Counsel	228,965
H.	Office of the Solicitor General	1,371,707
I.	Parole and Probation Administration	882,885
J.	Presidential Commission on Good Government	166,473
K.	Public Attorney's Office	5,030,538
XVIII.	DEPARTMENT OF LABOR AND EMPLOYMENT	46,631,922
A.	Office of the Secretary	26,886,255
B.	Institute for Labor Studies	55,586
C.	National Conciliation and Mediation Board	275,591
D.	National Labor Relations Commission	1,382,999
E.	National Wages and Productivity Commission	271,402
F.	Professional Regulation Commission	1,749,585
G.	Technical Education and Skills Development Authority	16,010,504
XIX.	DEPARTMENT OF MIGRANT WORKERS	15,894,276
A.	Office of the Secretary	4,174,837
B.	Overseas Workers Welfare Administration	11,719,439
XX.	DEPARTMENT OF NATIONAL DEFENSE	204,566,332
A.	Office of the Secretary - Proper	1,178,988
B.	Government Arsenal	1,519,876
C.	National Defense College of the Philippines	126,729
D.	Office of Civil Defense	1,474,577
E.	Philippine Veterans Affairs Office (PVAO) - Proper	601,843
F.	Veterans Memorial Medical Center	2,548,374
G.	Armed Forces of the Philippines	197,115,945
G.1	Philippine Army (Land Forces)	110,328,371
G.2	Philippine Air Force (Air Forces)	35,568,675
G.3	Philippine Navy (Naval Forces)	34,939,904
G.4	General Headquarters, AFP and AFP Wide Service Support Units (AFPWSSUS)	16,278,995
XXI.	DEPARTMENT OF PUBLIC WORKS AND HIGHWAYS	893,121,040
A.	Office of the Secretary	893,121,040

XXII.	DEPARTMENT OF SCIENCE AND TECHNOLOGY	24,531,730
A.	Office of the Secretary	6,424,333
B.	Advanced Science and Technology Institute	424,510
C.	Food and Nutrition Research Institute	601,577
D.	Forest Products Research and Development Institute	222,748
E.	Industrial Technology Development Institute	430,916
F.	Metals Industry Research and Development Center	246,795
G.	National Academy of Science and Technology	162,918
H.	National Research Council of the Philippines	184,992
I.	Philippine Atmospheric, Geophysical and Astronomical Services Administration	1,203,777
J.	Philippine Council for Agriculture, Aquatic and Natural Resource Research and Development	1,434,602
K.	Philippine Council for Health Research and Development	771,196
L.	Philippine Council for Industry, Energy and Emerging Technology Research and Development	834,692
M.	Philippine Institute of Volcanology and Seismology	521,605
N.	Philippine Nuclear Research Institute	461,557
O.	Philippine Science High School System.....	2,940,693
P.	Philippine Textile Research Institute	156,889
Q.	Science Education Institute	7,207,965
R.	Science and Technology Information Institute	126,640
S.	Technology Application and Promotion Institute	173,325
XXIII.	DEPARTMENT OF SOCIAL WELFARE AND DEVELOPMENT	199,256,638
A.	Office of the Secretary	196,517,404
B.	Council for the Welfare of Children	137,010
C.	Juvenile Justice and Welfare Council	214,448
D.	National Anti-Poverty Commission	277,328
E.	National Authority for Child Care	434,053
F.	National Commission on Indigenous Peoples	1,412,636
G.	National Council on Disability Affairs	80,307
H.	Presidential Commission for the Urban Poor	183,452
XXIV.	DEPARTMENT OF TOURISM	3,731,984
A.	Office of the Secretary	3,407,181
B.	Intramuros Administration	91,730
C.	National Parks Development Committee	223,543
D.	Philippine Commission on Sports Scuba Diving	9,530
XXV.	DEPARTMENT OF TRADE AND INDUSTRY	6,327,029
A.	Office of the Secretary	5,001,950
B.	Board of Investments	344,473
C.	Construction Industry Authority of the Philippines	124,196
D.	Cooperative Development Authority	666,174
E.	Design Center of the Philippines	123,048
F.	Philippine Trade Training Center	67,188

XXVI.	DEPARTMENT OF TRANSPORTATION	105,530,385
A.	Office of the Secretary	82,063,158
B.	Civil Aeronautics Board	234,419
C.	Maritime Industry Authority	910,888
D.	Office of Transportation Cooperatives	35,678
E.	Office for Transportation Security	345,519
F.	Philippine Coast Guard	21,908,100
G.	Toll Regulatory Board	32,623
XXVI.	NATIONAL ECONOMIC AND DEVELOPMENT AUTHORITY	12,961,084
A.	Office of the Secretary	2,323,903
B.	Commission on Population and Development	525,085
C.	Philippine National Volunteer Service Coordinating Agency	31,186
D.	Public-Private Partnership Center of the Philippines	198,010
E.	Philippine Statistical Research and Training Institute	72,458
F.	Philippine Statistics Authority	9,725,823
G.	Tariff Commission	84,619
XXVIII.	OFFICE OF THE PRESS SECRETARY	1,080,069
A.	Office of the Press Secretary (Proper)	493,072
B.	Bureau of Broadcast Services	439,448
C.	National Printing Office	16,034
D.	News and Information Bureau	131,515
XXIX.	OTHER EXECUTIVE OFFICES	48,642,704
A.	Anti-Money Laundering Council	183,828
B.	Anti-Red Tape Authority	336,099
C.	Climate Change Commission	128,210
D.	Commission on Filipinos Overseas	181,017
E.	Commission on Higher Education	30,887,893
F.	Commission on the Filipino Language	80,643
G.	Dangerous Drugs Board	363,658
H.	Energy Regulatory Commission	1,027,022
I.	Film Development Council of the Philippines	306,924
J.	Games and Amusements Board	139,972
K.	Governance Commission for Government-Owned or Controlled Corporations	412,701
L.	Mindanao Development Authority	201,249
M.	Movie and Television Review and Classification Board	65,184
N.	National Commission for Culture and the Arts	1,052,178
N.1	National Commission for Culture and the Arts (Proper)	273,663
N.2	National Historical Commission of the Philippines	335,934
N.3	National Library of the Philippines	227,322
N.4	National Archives of the Philippines	215,259

O.	National Commission of Senior Citizens	193,343
P.	National Intelligence Coordinating Agency	1,385,075
Q.	National Security Council	418,834
R.	Office of the Presidential Adviser on Peace, Reconciliation and Unity	1,961,164
S.	Optical Media Board	48,216
T.	Philippine Competition Commission	584,918
U.	Philippine Drug Enforcement Agency	3,021,572
V.	Philippine Information Agency	441,208
W.	Philippine Racing Commission	239,380
X.	Philippine Space Agency	847,658
Y.	Philippine Sports Commission	2,276,700
Z.	Presidential Legislative Liason Office	104,917
AA.	Presidential Management Staff	1,753,141
XXX.	JOINT LEGISLATIVE-EXECUTIVE COUNCILS	2,879
A.	Legislative-Executive Development Advisory Council	2,879
XXXI.	THE JUDICIARY	53,595,176
A.	Supreme Court of the Philippines and the Lower Courts	43,171,614
B.	Presidential Electoral Tribunal	162,072
C.	Sandiganbayan	2,421,230
D.	Court of Appeals	6,857,344
E.	Court of Tax Appeals	982,916
XXXII.	CIVIL SERVICE COMMISSION	2,045,591
A.	Civil Service Commission	1,949,112
B.	Career Executive Service Board	96,479
XXXIII.	COMMISSION ON AUDIT	13,318,049
XXXIV.	COMMISSION ON ELECTIONS	5,737,340
XXXV.	OFFICE OF THE OMBUDSMAN	4,721,331
XXXVI.	COMMISSION ON HUMAN RIGHTS	993,921
A.	Commission on Human Rights	958,963
B.	Human Rights Violations Victims' Memorial Commission	34,958

SPECIAL PURPOSE FUNDS	1,320,633,732
XXXVII. BUDGETARY SUPPORT TO GOVERNMENT CORPORATIONS	183,448,756
A. DEPARTMENT OF AGRICULTURE	55,991,211
A.1 National Dairy Authority	856,086
A.2 National Food Authority	9,000,000
A.3 National Irrigation Administration	40,862,765
A.4 Philippine Coconut Authority	1,159,525
A.5 Philippine Fisheries Development Authority	2,462,762
A.6 Philippine Rice Research Institute	650,073
A.7 Sugar Regulatory Administration	1,000,000
B. DEPARTMENT OF ENERGY	3,211,607
B.1 National Electrification Administration	1,897,500
B.2 National Power Corporation	1,314,107
C. DEPARTMENT OF FINANCE	4,598,674
C.1 Philippine Crop Insurance Corporation.....	4,500,000
C.2 Philippine Tax Academy	98,674
D. DEPARTMENT OF HEALTH	107,134,177
D.1 Lung Center of the Philippines	835,211
D.2 National Kidney and Transplant Institute	1,686,442
D.3 Philippine Children's Medical Center	2,086,078
D.4 Philippine Health Insurance Corporation	100,233,414
D.5 Philippine Heart Center	2,136,827
D.6 Philippine Institute of Traditional and Alternative Health Care	156,205
E. DEPARTMENT OF HUMAN SETTLEMENTS AND URBAN DEVELOPMENT	3,183,008
E.1 National Housing Authority	2,683,008
E.2 Social Housing Finance Corporation	500,000
F. DEPARTMENT OF PUBLIC WORKS AND HIGHWAYS	16,396
F.1 Local Water Utilities Administration	16,396
G. DEPARTMENT OF TOURISM	263,646
G.1 Tourism Infrastructure and Enterprise Zone Authority.....	163,646
G.2 Tourism Promotions Board.....	100,000

H.	DEPARTMENT OF TRADE AND INDUSTRY	960,940
H.1	Aurora Pacific Economic Zone and Freeport Authority	46,283
H.2	Center for International Trade Expositions and Missions	164,657
H.3	Small Business Corporation	750,000
I.	DEPARTMENT OF TRANSPORTATION	1,893,620
I.1	Civil Aviation Authority of the Philippines	100,000
I.2	Light Rail Transit Authority	1,053,363
I.3	Philippine National Railways	740,257
J.	NATIONAL ECONOMIC AND DEVELOPMENT AUTHORITY	254,609
J.1	Philippine Institute for Development Studies	254,609
K.	OFFICE OF THE PRESS SECRETARY	313,058
K.1	Intercontinental Broadcasting Corporation	187,899
K.2	People's Television Network, Incorporated	125,159
L.	OTHER EXECUTIVE OFFICES	5,599,204
L.1	Authority of the Freeport Area of Bataan	191,260
L.2	Bases Conversion Development Authority	2,684,371
L.3	Cagayan Economic Zone Authority	500,000
L.4	Credit Information Corporation	60,000
L.5	Cultural Center of the Philippines	456,267
L.6	Development Academy of the Philippines	681,994
L.7	Philippine Center for Economic Development	37,435
L.8	Philippine Postal Corporation	45,000
L.9	Southern Philippines Development Authority	74,010
L.10	Subic Bay Metropolitan Authority	592,894
L.11	Zamboanga City Special Economic Zone Authority	275,973
M.	BUDGETARY SUPPORT TO GOVERNMENT CORPORATIONS - OTHERS	28,606
XXXVIII.	ALLOCATIONS TO LOCAL GOVERNMENT UNITS	65,723,826
A.	Metropolitan Manila Development Authority	5,282,275
B.	Special Shares of LGUs in the Proceeds of National Taxes	33,588,409
C.	Local Government Support Fund	16,497,836
D.	Special Shares of LGUs in the Proceeds of Fire Code Fees	710,324
E.	Barangay Officials Death Benefits	50,000
F.	Bangsamoro Autonomous Region in Muslim Mindanao (BARMM)	9,594,982
XXXIX.	CONTINGENT FUND	13,000,000

XL.	MISCELLANEOUS PERSONNEL BENEFITS FUND	<u>26,641,479</u>
XLI.	NATIONAL DISASTER RISK REDUCTION AND MANAGEMENT FUND	<u>20,500,000</u>
XLII.	PENSION AND GRATUITY FUND	<u>176,657,191</u>
XLIII.	REVISED AFP MODERNIZATION PROGRAM	<u>27,500,000</u>
XLIV.	UNPROGRAMMED APPROPRIATIONS	<u>807,162,480</u>
	TOTAL NEW APPROPRIATIONS	<u><u>4,478,253,923</u></u>

Budgets of Department of Energy Attached Corporations

I.	National Electrification Administration	<u>4,176,150</u>
II.	National Power Corporation	<u>31,185,376</u>
III.	Philippine National Oil Company	<u>1,049,711</u>
Total	<u><u>36,411,237</u></u>

ANNEXES

A.	Automatic Appropriations	<u><u>1,596,908,557</u></u>
B.	Debt Service-Principal Amortization	<u><u>1,019,634,000</u></u>

ANNEXES

ANNEX A

AUTOMATIC APPROPRIATIONS

Current Operating Expenditures			
	Personnel Services	Maintenance and Other Operating Expenses	Capital Outlays
			Total
A. PURPOSE(S)			
1. Debt Service - Interest Payment			P 582,320,000,000
2. National Tax Allotment			820,268,928,000
3. Pension under R.A. No. 2087, as amended by P.D. 1625 and R.A. No. 5059, as amended by Section 1 of EO No. 145, s. 1987			480,000
4. Customs Duties and Taxes, including Tax Expenditures			14,500,000,000
5. Net Lending			28,700,000,000
6. Retirement and Life Insurance Premiums			64,195,815,000
7. Special Account			22,167,833,000
8. Bangsamoro Autonomous Region in Muslim Mindanao Block Grant			64,755,501,000
TOTAL			P 1,596,908,557,000

ANNEX B

DEBT SERVICE - PRINCIPAL AMORTIZATION

	<u>Current Operating Expenditures</u>			
	<u>Personnel Services</u>	<u>Maintenance and Other Operating Expenses</u>	<u>Capital Outlays</u>	<u>Total</u>
A. PURPOSE(S)				
For the Payment of Principal Amortization of Foreign and Domestic Indebtedness			P <u>1,019,634,000,000</u>	P <u>1,019,634,000,000</u>
Total			P <u><u>1,019,634,000,000</u></u>	P <u><u>1,019,634,000,000</u></u>

DEPARTMENT OF AGRICULTURE FARM-TO-MARKET ROADS

**DEPARTMENT OF AGRICULTURE
LOCALLY-FUNDED PROJECTS
FARM-TO-MARKET ROADS**

NAME OF PROJECTS	AMOUNT IN PESOS
REPAIR/ REHABILITATION AND CONSTRUCTION OF FARM-TO-MARKET ROADS IN DESIGNATED KEY PRODUCTIONS AREAS	14,476,750,000
Region I - ILOCOS	2,038,350,000
Concreting of Brgy. Vira FMR, Brgy. Vira, Laoag City, Ilocos Norte	12,000,000
Concreting of Manalsong to Sukiab to Maguyod Road, Brgy. Carusikis FMR, Brgy. Carusikis, Pasuquin, Ilocos Norte	12,500,000
Concreting of Sitio Kibakib, Brgy. Subec FMR, Brgy. Subec, Pagudpud, Ilocos Norte	15,000,000
Concreting of Purok Raois, Brgy. Sungadan FMR, Brgy. Sungadan, Paoay, Ilocos Norte	12,500,000
Concreting of Galeon Road, Brgy. Paratong FMR, Brgy. Paratong, Paoay, Ilocos Norte	13,000,000
Concreting of Brgy. Callaguip to Ubbog, Brgy. Cayubog FMR, Brgy. Callaguip and Brgy. Cayubog, Paoay, Ilocos Norte	20,000,000
Concreting of Sitio Lubong, Brgy. Surgui FMR, Brgy. Surgui, Paoay, Ilocos Norte	15,000,000
Concreting of Purok Rang-ay, Brgy. Pasil FMR, Brgy. Pasil, Paoay, Ilocos Norte	15,000,000
Concreting of Brgy. Sideg Proper FMR, Brgy. Sideg, Paoay, Ilocos Norte	15,000,000
Concreting of Brgy. San Agustin FMR, Brgy. San Agustin, Paoay, Ilocos Norte	15,000,000
Concreting of Brgy. Cabittaogan FMR, Brgy. Cabittaogan, Santa Catalina, Ilocos Sur	12,000,000
Concreting of Brgy. Pantay Quitiquit FMR, Brgy. Pantay Quitiquit, Caoayan, Ilocos Sur	12,500,000
Concreting of Brgy. Bayubay Sur FMR, Brgy. Bayubay Sur, Bantay, Ilocos Sur	12,500,000
Concreting of Damdamoco-Paytocan, Brgy. Suyo Proper FMR, Brgy. Suyo Proper, Suyo, Ilocos Sur	15,000,000
Concreting of Allangigan 2nd to Oaig Daya, Sitio Nagrebcan FMR, Brgy. Oaig Daya, Candon City, Ilocos Sur	15,000,000
Concreting of Brgy. San Nicolas-Paypayad-Darapidap FMR, Brgy. San Nicolas and Paypayad and Darapidap, Candon City, Ilocos Sur	12,500,000
Concreting of Bagani Gabor-San Jose FMR, Brgy. Bagani Gabor and Brgy. San Jose, Candon City, Ilocos Sur	12,500,000
Concreting of Poblacion-Batbato-Daddaay FMR, Brgy. Poblacion, Brgy. Batbato and Brgy. Daddaay, Alilem, Ilocos Sur	15,000,000
Concreting of Brgy. Say-oan to Brgy. Cabaroan FMR, Brgy. Say-oan, Bacnotan, La Union	25,000,000
Concreting of Brgy. Sacyud - Brgy. Pao Sur FMR, Brgy. Sacyud and Brgy. Pao Sur, San Fernando City, La Union	12,000,000
Concreting of Sitio Saguis-I, Brgy. Lipay Proper FMR, Brgy. Lipay Proper, San Gabriel, La Union	12,500,000
Concreting of Brgy. Dalacdac-Upper Tumapoc- Lower Tumapoc FMR, Burgos, La Union	30,000,000
Concreting of Brgy. Liquicia FMR, Brgy. Liquicia, Caba, La Union	12,500,000
Concreting of Brgy. Palina FMR, Brgy. Palina, Pugo, La Union	12,500,000
Concreting of Brgy. Dolaoan FMR, Brgy. Dolaoan, Anda, Pangasinan	12,500,000
Concreting of Brgy. Pita FMR, Brgy. Pita, Infanta, Pangasinan	13,500,000
Concreting of PREC Station, Brgy. Poblacion FMR, Brgy. Poblacion, Sual, Pangasinan	24,000,000
Concreting of Brgy. Uyong Kulangit FMR, Brgy. Uyong, Labrador, Pangasinan	6,000,000
Concreting of Brgy. Poblacion FMR, Brgy. Poblacion, Labrador, Pangasinan	6,000,000
Concreting of Brgy. Bocboc West FMR, Brgy. Bocboc West, Aguilar, Pangasinan	13,000,000
Concreting of Brgy. Dulag FMR, Brgy. Dulag, Binmaley, Pangasinan	3,000,000

NAME OF PROJECTS	AMOUNT IN PESOS
Concreting of Brgy. Dorongan Ketaket FMR, Brgy. Dorongan Ketaket, Mangatarem, Pangasinan	5,500,000
Concreting of Brgy. Caviemesan FMR, Brgy. Caviemesan, Mangatarem, Pangasinan	4,000,000
Concreting of Brgy. Jimenez FMR, Brgy. Jimenez, Mapandan, Pangasinan	12,000,000
Concreting of Brgy. Lunec FMR, Brgy. Lunec, Malasiqui, Pangasinan	12,500,000
Concreting of Brgy. Bindow FMR, Brgy. Bindow, San Fabian, Pangasinan	12,500,000
Concreting of Brgy. Licsi-Brgy. Tebuel FMR, Brgy. Licsi and Brgy. Tebuel, Manaoag, Pangasinan	12,500,000
Concreting of Bolaoen FMR, Brgy. Balaoen, San Fabian, Pangasinan	12,500,000
Concreting of Brgy. Villanueva FMR, Brgy. Villanueva, Bautista, Pangasinan	12,500,000
Concreting of Brgy. Baliligi to Brgy. Botigue FMR, Brgy. Baliligi and Brgy. Botigue, Laoac, Pangasinan	12,500,000
Concreting of Zone III, Brgy. Pindangan East FMR, Brgy. Pinadangan East, Alcala, Pangasinan	12,500,000
Concreting of Brgy. San Aurelio 3rd -Brgy. Angayan Norte FMR, Brgy. San Aurelio 3rd and Brgy. Angayan Norte, Balungao, Pangasinan	12,500,000
Concreting of Sta. Maria West - Sta. Maria East FMR, Brgy. Sta. Maria West and Brgy. Sta. Maria East, San Nicolas, Pangasinan	12,500,000
Concreting of Brgy. Carayacan to Brgy. Buenavista FMR, Brgy. Carayacan, San Quintin and Brgy. Buenavista, Umingan, Pangasinan	12,000,000
Concreting of Brgy. Sobol to Brgy. Calepaan FMR, Brgy. Sobol and Brgy. Calepaan, Asingan, Pangasinan	12,000,000
Concreting of Brgy. Sta. Cruz Norte FMR, Brgy. Sta. Cruz Norte, Badoc, Ilocos Norte	12,000,000
Concreting of Brgy. Salbang FMR, Brgy. Salbang, Paoay, Ilocos Norte	15,000,000
Concreting of Sitio Cabulungan, Brgy. Bacsil FMR, Brgy. Bacsil, Paoay, Ilocos Norte	15,000,000
Concreting of Sitio Tamurong, Brgy. Monte FMR, Brgy. Monte, Paoay, Ilocos Norte	15,000,000
Concreting of Brgy. Mumulaan FMR, Brgy. Mumulaan, Paoay, Ilocos Norte	15,000,000
Concreting of Purok Timpuyog, Brgy. Nagbacalan FMR, Brgy. Nagbacalan, Paoay, Ilocos Norte	15,000,000
Concreting of Brgy. Masintoc FMR, Brgy. Masintoc, Paoay, Ilocos Norte	12,500,000
Concreting of Brgy. Tabucbuc FMR, Brgy. Tabucbuc, Marcos, Ilocos Norte	52,000,000
Concreting of Brgy. 16, San Marcos FMR, Brgy. 16, San Marcos, San Nicolas, Ilocos Norte	30,000,000
Concreting of Brgy. Catangraran FMR, Brgy. Catangraran, Solsona, Ilocos Norte	30,000,000
Concreting of Brgy. Payao to Brgy. Camguidan FMR, Brgy. Payao, Brgy. Camguidan, Batac City, Ilocos Norte	25,000,000
Concreting of Brgy. Caestebanan FMR, Brgy. Caestebanan, Banna, Ilocos Norte	20,000,000
Concreting of Brgy. Bangsar FMR, Brgy. Bangsar, Banna, Ilocos Norte	20,000,000
Concreting of Brgy. Sta. Ana FMR, Brgy. Sta. Ana, Solsona, Ilocos Norte	20,000,000
Concreting of Sitio 4, Brgy. Barbarangay FMR, Brgy. Barbarangay, Banna, Ilocos Norte	15,000,000
Concreting of Sitio 5, Brgy. Barbarangay FMR, Brgy. Barbarangay, Banna, Ilocos Norte	15,000,000
Concreting of Sitio Polonday to Sitio Capurictan, Brgy. Escoda FMR, Brgy. Escoda, Marcos, Ilocos Norte	15,000,000
Concreting of Billoca Fish Farm, Brgy. Billoca FMR, Brgy. Billoca, Batac City, Ilocos Norte	15,000,000
Concreting of Brgy. Macayepyep FMR, Brgy. Macayepyep, Banna, Ilocos Norte	15,000,000
Concreting of Brgy. 20 Sta. Maria FMR, Brgy. Sta. Maria, Laoag City, Ilocos Norte	12,500,000
Concreting of Brgy. Sta. Maria FMR, Brgy. Sta. Maria, Piddig, Ilocos Norte	36,000,000
Concreting of Brgy. Caruan FMR, Brgy. Caruan, Pasuquin, Ilocos Norte	16,200,000
Concreting of Manalsong to Sukiab to Manayon, Brgy. Carusikis FMR, Brgy. Carusikis, Pasuquin, Ilocos Norte	12,500,000
Concreting of Brgy. Surong to Brgy. San Juan FMR, Brgy. Surong and Brgy. San Juan, Pasuquin, Ilocos Norte	35,400,000
Concreting of Brgy. 49-A Darayday FMR, Brgy. Darayday, Laoag City, Ilocos Norte	30,000,000
Concreting of Brgy. 41 Balacad FMR, Brgy. Balacad, Laoag City, Ilocos Norte	12,500,000

NAME OF PROJECTS	AMOUNT IN PESOS
Concreting of Brgy. 54-A Lagui-Sail to Brgy. Camangaan FMR, Brgy. Lagui-Sail, Laoag City, Ilocos Norte	20,000,000
Concreting of Brgy. 31 Talingaan FMR, Brgy. Talingaan, Laoag City, Ilocos Norte	15,000,000
Concreting of Brgy. Mangato-B FMR, Brgy. Mangato-B, Laoag City, Ilocos Norte	12,000,000
Concreting of Brgy. Calayab FMR, Brgy. Calayab, Laoag City, Ilocos Norte	20,000,000
Concreting of Sitio Taguiporo, Brgy. Manayon FMR, Brgy. Manayon, Bagui, Ilocos Norte	22,000,000
Concreting of Brgy. Dupitac FMR, Brgy. Dupitac, Piddig, Ilocos Norte	47,500,000
Concreting of Brgy. Maruaya to Brgy. Dupitac FMR, Brgy. Maruaya, Piddig, Ilocos Norte	25,000,000
Concreting of Brgy. Sta. Maria FMR, Brgy. Sta. Maria, Piddig, Ilocos Norte	25,000,000
Concreting of Brgy. Calambeg to Brgy. Anao FMR, Brgy. Calambeg and Brgy. Anao, Piddig, Ilocos Norte	25,000,000
Concreting of Brgy. Tangoan to Brgy. Lagandit FMR, Brgy. Tangaoan and Brgy. Lagandit, Piddig, Ilocos Norte	25,000,000
Concreting of Brgy. Mangitayag FMR, Brgy. Mangitayag, Piddig, Ilocos Norte	12,500,000
Concreting of Brgy. Tonoton FMR, Brgy. Tonoton, Piddig, Ilocos Norte	25,000,000
Concreting of Brgy. Sucusquen FMR, Brgy. Sucusquen, Piddig, Ilocos Norte	12,500,000
Concreting of Sitio Cagat to Sitio Turod, Brgy. Tangaoan FMR, Brgy. Tangaoan, Piddig, Ilocos Norte	12,500,000
Concreting of Brgy. Arua-ay FMR, Brgy. Arua-ay, Piddig, Ilocos Norte	12,500,000
Concreting of Brgy. Maab-Abaca FMR, Brgy. Maab-Abaca, Piddig, Ilocos Norte	12,500,000
Concreting of Brgy. Langandit FMR, Brgy. Langandit, Piddig, Ilocos Norte	12,500,000
Concreting of Brgy. Libnaoan FMR, Brgy. Libnaoan, Piddig, Ilocos Norte	12,500,000
Concreting of Brgy. Calambeg FMR, Brgy. Calambeg, Piddig, Ilocos Norte	25,000,000
Concreting of Brgy. Gayamat FMR, Brgy. Gayamat, Piddig, Ilocos Norte	12,500,000
Concreting of Brgy. Calluza FMR, Brgy. Calluza, Piddig, Ilocos Norte	12,500,000
Concreting of Brgy. San Antonio FMR, Brgy. San Antonio, Piddig, Ilocos Norte	25,000,000
Concreting/Improvement of Brgy. Buanga FMR, Brgy. Buanga, Pinili, Ilocos Norte	20,000,000
Concreting of Brgy. Caray FMR, Brgy. Caray, Nueva Era, Ilocos Norte	20,000,000
Concreting of Brgy. Pulangi FMR, Brgy. Pulangi, Bacarra, Ilocos Norte	10,000,000
Concreting of Brgy. Libtong FMR, Brgy. Libtong, Bacarra, Ilocos Norte	10,000,000
Concreting of Brgy. Lagui-Sail FMR, Brgy. Lagui-Sail, Laoag City, Ilocos Norte	15,000,000
Concreting of Brgy. Madiladig FMR, Brgy. Madiladig, Laoag City, Ilocos Norte	10,000,000
Concreting of Brgy. Parut FMR, Brgy. Parut, Vintar, Ilocos Norte	10,000,000
Concreting of Brgy. Alejo Malasig FMR, Brgy. Alejo Malasig, Vintar, Ilocos Norte	10,000,000
Concreting of Brgy. Easter FMR, Brgy. Easter, Vintar, Ilocos Norte	10,000,000
Concreting of Brgy. Mabanbanag FMR, Brgy. Mabanbanag, Vintar, Ilocos Norte	10,000,000
Concreting of Brgy. Malampa FMR, Brgy. Malampa, Vintar, Ilocos Norte	10,000,000
Concreting of Sitio 5, Brgy. 52-B Lataag FMR, Brgy. 52-B Lataag, Laoag City, Ilocos Norte	15,000,000
Concreting of Brgy. Casilian FMR, Brgy. Casilian, Bacarra, Ilocos Norte	10,000,000
Concreting of Brgy. Pasngal to Cadaratan Road FMR, Brgy. Pasngal, Bacarra, Ilocos Norte	15,000,000
Concreting of Brgy. Tambidao to Nambaran Road FMR, Brgy. Tambidao, Bacarra, Ilocos Norte	15,000,000
Concreting of Brgy. Cabanbanan FMR, Brgy. Cabanbanan, Manaoag, Pangasinan	15,000,000
Concreting of Brgy. Alitaya FMR, Brgy. Alitaya, Mangaldan, Pangasinan	15,000,000
Concreting of Langlangca 1st - Salvador FMR, Brgy. Langlangca 1st and Brgy. Salvador, Candon City, Ilocos Sur	15,000,000
Concreting of Salvador 2nd FMR, Brgy. Salvador 2nd, Candon City, Ilocos Sur	15,000,000
Concreting of Purok 4, Brgy. Pao Sur to Brgy. Pao Norte FMR, City of San Fernando, La Union	5,250,000

NAME OF PROJECTS	AMOUNT IN PESOS
Concreting/ Rehabilitation of Domanpot-Macalong FMR, Brgy. Domanpot and Brgy. Macalong, Asingan, Pangasinan	15,000,000
Concreting of Brgy. Balite FMR, Brgy. Balite, Malasiqui, Pangasinan	15,000,000
Concreting of Brgy. Tobor FMR, Brgy. Tobor, Malasiqui, Pangasinan	15,000,000
Concreting of Zone 1 (with 20 barrel box culvert) and Zone VI-B Dulacac-Balayang Road FMR, Brgy. Dulacac and Brgy. Balayang, Alaminos City, Pangasinan	15,000,000
Concreting of Tangcarang to Quibuar FMR, Brgy. Tangcarang and Brgy. Quibuar, Alaminos City, Pangasinan	15,000,000
Concreting of Sta. Matilde FMR (Bareng, Yanos and Agagamang Section), Brgy. 30 Sta. Matilde, Pasuquin, Ilocos Norte	5,000,000
Concreting of San Juan FMR (Eda and Maumel Section), Brgy. 29 San Juan, Pasuquin, Ilocos Norte	5,000,000
Concreting of Brgy. Cabungaan A FMR, Brgy. Cabungaan A, Laoag City, Ilocos Norte	5,000,000
Concreting of Brgy. Cabungaan B FMR, Brgy. Cabungaan B, Laoag City, Ilocos Norte	5,000,000
Concreting of Brgy. Balatong FMR, Brgy. Balatong, Laoag City, Ilocos Norte	5,000,000
Concreting of Brgy. Araniw FMR, Brgy. Araniw, Laoag City, Ilocos Norte	5,000,000
Concreting of Brgy. Cavit FMR, Brgy. Cavit, Laoag City, Ilocos Norte	5,000,000
Concreting of Brgy. Labnig FMR, Brgy. Labnig, San Juan, Ilocos Sur	15,000,000
Concreting of Brgy. Maratudo FMR, Brgy. Maratudo, Magsingal, Ilocos Sur	15,000,000
Concreting of Brgy. Pacpacac FMR, Brgy. Pacpacac, San Juan, La Union	12,000,000
Concreting of Brgy. Cabilaoan to Brgy. D. Alarcio FMR, Brgy. Cabilaoan and Brgy. D. Alarcio, Laoac, Pangasinan	12,000,000
Concreting of Brgy. Zaragoza FMR, Brgy. Zaragoza, Bolinao, Pangasinan	12,000,000
Concreting of Brgy. Pataquid to Brgy. C. Lichauco FMR, Brgy. Pataquid, Santa Maria and Brgy. C. Lichauco, Tayug, Pangasinan	20,000,000
Concreting of Brgy. Nibaliw Narvarte FMR, Brgy. Nibaliw Narvarte, San Fabian, Pangasinan	5,000,000
Concreting of Brgy. Puttao FMR, Brgy. Puttao, Solsona, Ilocos Norte	10,000,000
Concreting of Brgy. San Antonio, Sto. Nino to Brgy. San Jose, Sto. Tomas FMR, Brgy. San Antonio, Sto. Nino and Brgy. San Jose, Sto. Tomas, Pangasinan	5,000,000
Concreting of Brgy. Quinavile Lower San Agustin FMR, Brgy. Quinavale, Bauang, La Union	12,000,000
Concreting of Brgy. Cabalayangan FMR, Brgy. Cabalayangan, Bauang, La Union	12,000,000
CORDILLERA ADMINISTRATIVE REGION (CAR)	495,250,000
Concreting of Brgy. Bacooc - Brgy. Paganao FMR, Brgy. Bacooc and Brgy. Paganao, Lagangilang, Abra	12,000,000
Concreting of Brgy. Poblacion to Brgy. Cawayan FMR, Brgy. Poblacion and Brgy. Cawayan, Licuan-Baay, Abra	12,000,000
Concreting of Poblacion Ayyeng-Dumagas FMR, Brgy. Ayyeng, Manabo, Abra	12,000,000
Concreting of Sitio Bucarot, Brgy. Tanglagan FMR, Brgy. Tanglagan, Calanasan, Apayao	12,000,000
Rehabilitation and Concreting of Lurog-Pantay-Kalangkuasan-Kapanickian FMR, Brgy. Allig, Flora, Apayao	20,000,000
Concreting/Improvement of Luttuacan-Magabtu-Bulu FMR, Brgy. Luttuacan, Kabugao, Apayao	12,000,000
Concreting of Sitio Mangitit, Purok 2, Brgy. Camp 7 FMR, Brgy. Camp 7, Baguio City	8,000,000
Concreting of Purok 8 to Purok 12, Brgy. Irisan FMR, Brgy. Irisan, Baguio City	8,000,000
Concreting of Sitio Dep-Ag to Sitio Bilis, Brgy. Sto. Tomas FMR Phase II, Brgy. Sto. Tomas, Baguio City	8,000,000
Concreting of Balintag-Tiging, Brgy. Baculungan Sur FMR, Brgy. Baculungan Sur, Buguias, Benguet	12,000,000

NAME OF PROJECTS	AMOUNT IN PESOS
Concreting of Palakad-Illengan, Brgy. Catlubong FMR, Brgy. Catlubong, Buguias, Benguet	12,000,000
Concreting of Bangao-Colocol-Manaba, Brgy. Bulalacao to Guina FMR, Brgy. Bulalacao, Mankayan, Benguet	12,000,000
Concreting of Brgy. Damag FMR, Brgy. Damag, Aguinaldo, Ifugao	12,000,000
Concreting of Brgy. Banahaw to Masika FMR, Brgy. Banahaw, Alfonso Lista, Ifugao	12,000,000
Concreting of Brgy. Langayan FMR, Brgy. Langayan, Mayoyao, Ifugao	12,000,000
Concreting of Labanun FMR, Brgy. Pindongan, Kiangnan, Ifugao	12,000,000
Concreting of Brgy. Poswoy FMR, Brgy. Poswoy, Balbalan, Kalinga	12,000,000
Concreting of Brgy. Guina-ang FMR, Brgy. Guina-ang, Pasil, Kalinga	12,000,000
Concreting of Brgy. Balantoy FMR (Nursery Access Road), Brgy. Balantoy, Balbalan, Kalinga	12,000,000
Concreting of Sitio San Basilio Resettlement Community, Balabag FMR, Brgy. Balabag, Rizal, Kalinga	12,000,000
Concreting of Sitio Sewat to Sitio Coddog, Brgy. Allaguia FMR, Brgy. Allaguia, Pinukpuk, Kalinga	12,000,000
Concreting of Sitio Bayabat, Brgy. Dilag FMR, Brgy. Dilag, Tabuk City, Kalinga	12,000,000
Concreting of Sitio Topap to Sitio Daluway, Brgy. Balayungan FMR, Pinukpuk, Kalinga	12,000,000
Concreting of Sitio Callagdao to Sitio Ipil to Sitio Lacnog, Brgy. Bulanao FMR, Brgy. Bulanao, Tabuk City, Kalinga	12,000,000
Concreting of Usok-Wane-Ambanggawan FMR, Brgy. Usok, Bauko, Mountain Province	24,000,000
Concreting of Brgy. Agawa-Masameyeo-Gueday FMR, Brgy. Gueday, Besao, Mountain Province	12,000,000
Concreting of Brgy. Tocucan-Parew FMR Phase II, Brgy. Tocucan, Bontoc, Mountain Province	12,000,000
Concreting of Sitio Goton to Sitio Buen, Brgy. Busa FMR, Brgy. Busa, Sabangan, Mountain Province	12,000,000
Concreting of Brgy. Lupao FMR, Brgy. Lupao, Aguinaldo, Ifugao	12,000,000
Concreting of Brgy. Salamague FMR, Brgy. Salamague, Lamut, Ifugao	12,000,000
Concreting of Brgy. Lower Taloctoc FMR, Brgy. Lower Taloctoc, Tanudan, Kalinga	12,000,000
Concreting of Baayan-Secan, Brgy. Taneg FMR, Brgy. Taneg, Mankayan, Benguet	12,000,000
Concreting of Sitio Calamay to Sitio Talacap, Brgy. Bayabas FMR, Brgy. Bayabas, Sablan, Benguet	12,000,000
Concreting of Provincial Hostel to Callagdao to Maledda FMR, Brgy. Bulanao, Tabuk City, Kalinga	12,000,000
Concreting of Brgy. Bulo to Brgy. Agbannawag FMR, Brgy. Bulo and Brgy. Agbannawag, Tabuk City, Kalinga	12,000,000
Concreting of Sitio Alwasa Pumphouse to Fish Port, Brgy. Sto. Domingo FMR, Brgy. Sto. Domingo, Alfonso Lista, Ifugao	12,000,000
Concreting of Brgy. Ba-i to Brgy. Pang-ot FMR, Brgy. Ba-i and Brgy. Pang-ot, Lagayan, Abra	12,000,000
Concreting of Brgy. Nagcanasan to Brgy. Brookside FMR, Brgy. Nagcanasan and Brgy. Brookside, Pilar, Abra	12,000,000
Concreting of Ud-udiao to Sitio Mabongtot FMR, Brgy. Ud-udiao, Sallapadan, Abra	6,000,000
Concreting of Lepsik-Mabilig FMR, Brgy. Kayapa, Bakun, Benguet	5,250,000
Concreting of Toltole-Hilltop, Brgy. Bineng FMR, Brgy. Bineng, La Trinidad, Benguet	10,000,000
Concreting of Jolowon to Halimutol, Brgy. Jolowon FMR, Brgy. Jolowon, Lamut, Ifugao	10,000,000
Region II - CAGAYAN VALLEY	1,031,750,000
Concreting of Chavuan-Disan FMR, Brgy. San Antonio, Basco, Batanes	12,500,000
Concreting of Chingteb-Babal FMR Phase II, Brgy. Imnajbu, Uyugan, Batanes	12,500,000
Concreting of Suvek FMR, Brgy. Kaumbakan, Mahatao, Batanes	12,500,000
Concreting of Brgy. Ganzano FMR, Brgy. Ganzano, Gattaran, Cagayan	12,000,000
Concreting of Brgy. San Miguel FMR, Brgy. San Miguel, Baggao, Cagayan	12,500,000

NAME OF PROJECTS	AMOUNT IN PESOS
Concreting of Brgy. Piggatan FMR, Brgy. Piggatan, Alcala, Cagayan	20,000,000
Concreting of Brgy. Pacac to Brgy. Tamboli FMR, Brgy. Pacac and Brgy. Tamboli, Allapacan, Cagayan	15,000,000
Concreting of Brgy. Sto. Tomas FMR, Brgy. Sto. Tomas, Claveria, Cagayan	15,000,000
Concreting of Brgy. Roma Sur FMR, Brgy. Roma Sur, Enrile, Cagayan	15,000,000
Concreting of Brgy. Calintaan FMR, Brgy. Calintaan, Amulung, Cagayan	12,500,000
Concreting of Brgy. Angancasilan-Brgy. Annanuman FMR, Brgy. Angancasilan, Cabagan, Isabela	12,000,000
Concreting of Brgy. Carmencita FMR, Brgy. Carmencita, Delfin Albano, Isabela	12,000,000
Concreting of Brgy. Pasa FMR, Brgy. Pasa, Ilagan City, Isabela	12,000,000
Concreting of Brgy. Macayucayu to Brgy. Ibutan FMR, Brgy. Macayucayu, San Mariano, Isabela	12,500,000
Concreting of Brgy. Ibutan-Junction FMR, Brgy. Ibutan, San Mariano, Isabela	12,500,000
Concreting of Brgy. Ambatali FMR, Brgy. Ambatali, Ramon, Isabela	12,000,000
Concreting of Brgy. M.H. Del Pilar FMR, Brgy. M.H. Del Pilar, Alicia, Isabela	12,000,000
Concreting of FMR at Sitio Cama, Brgy. Capirpiriwan FMR, Brgy. Capirpiriwan, Cordon, Isabela	28,000,000
Concreting of Purok 1 and Purok 2, Cadaanan Road, Brgy. Malapat FMR, Brgy. Malapat, Cordon, Isabela	12,500,000
Concreting of Padapad SWIP, Minagbag FMR, Brgy. Minagbag, Quezon, Isabela	20,000,000
Concreting of Brgy. San Mateo to Brgy. San Isidro FMR, Brgy. San Isidro, Quirino, Isabela	23,000,000
Concreting of Brgy. Labinab FMR, Brgy. Labinab, Cauayan City, Isabela	12,000,000
Concreting of Brgy. Sta. Monica to Brgy. Libertad FMR, Brgy. Sta. Monica, Echague, Isabela	12,000,000
Concreting of Purok Nangkalapan, Brgy. Salinas FMR, Brgy. Salinas, Bambang, Nueva Vizcaya	12,000,000
Concreting of Brgy. Villa Florentino to Brgy. Villa Aurora FMR, Brgy. Villa Florentino and Brgy. Villa Aurora, Diadi, Nueva Vizcaya	12,000,000
Concreting of Sitio Navarro to Brgy. San Isidro FMR, Brgy. San Isidro, Diffun, Quirino	12,000,000
Concreting of Brgy. Palacian to Brgy. Diodol FMR, Brgy. Palacian, Aglipay, Quirino	12,500,000
Concreting of Brgy. Casalatan FMR, Brgy. Casalatan, Cauayan City, Isabela	9,000,000
Concreting of Brgy. Villabuena FMR, Brgy. Villabuena, Sta. Maria, Isabela	25,000,000
Concreting of Brgy. Navagan FMR, Brgy. Navagan, Aparri, Cagayan	20,000,000
Concreting of Brgy. Minante 2 FMR, Brgy. Minante 2, Cauayan City, Isabela	20,000,000
Concreting of Brgy. Cabugao FMR, Brgy. Cabugao, Cauayan City, Isabela	15,000,000
Concreting of Brgy. Sta. Maria FMR, Brgy. Sta. Maria, Cauayan City, Isabela	11,000,000
Concreting of Brgy. Pata East FMR, Brgy. Pata East, Claveria, Cagayan	12,000,000
Concreting of Sitio Kapan-awan, Brgy. Pata West FMR, Brgy. Pata West, Claveria, Cagayan	12,000,000
Concreting of Brgy. Dibalio FMR, Brgy. Dibalio, Claveria, Cagayan	12,000,000
Concreting of Brgy. Sta. Cruz FMR, Brgy. Sta. Cruz, Pamplona, Cagayan	12,000,000
Concreting of Brgy. Luzon FMR, Brgy. Luzon, Claveria, Cagayan	12,000,000
Concreting of Brgy. Malilitao to Brgy. Mapula-pula FMR, Brgy. Malilitao and Brgy. Mapula-pula, Claveria, Cagayan	12,000,000
Concreting of Brgy. Cadcadir West FMR, Brgy. Cadcadir West, Claveria, Cagayan	12,000,000
Concreting of Brgy. Viga FMR, Brgy. Viga, Lasam, Cagayan	12,000,000
Concreting of Nanabuan-Zitanga FMR, Brgy. Zitanga, Ballesteros, Cagayan	12,000,000
Concreting of Brgy. Bacsay Cataraoan Norte to Brgy. Bacsay Cataraoan Sur FMR, Brgy. Bacsay Cataraoan Norte and Brgy. Bacsay Cataraoan Sur, Claveria, Cagayan	12,000,000
Concreting of Brgy. Kililing FMR, Brgy. Kililing, Claveria, Cagayan	12,000,000
Concreting of Brgy. San Julian FMR, Brgy. San Julian, Abulug, Cagayan	12,000,000
Concreting of Brgy. San Agustin FMR, Brgy. San Agustin, Abulug, Cagayan	15,000,000
Concreting of Brgy. Guiddam FMR, Brgy. Guiddam, Abulug, Cagayan	21,000,000
Concreting of Brgy. San Antonio FMR, Brgy. San Antonio, Sta. Maria, Isabela	12,000,000

NAME OF PROJECTS	AMOUNT IN PESOS
Concreting of Brgy. Lingaling FMR, Brgy. Lingaling, Sta. Maria, Isabela	12,000,000
Concreting of Guilingan-Ibujan FMR, Brgy. Ibujan, San Mariano, Isabela	30,000,000
Concreting of Brgy. Ubong, Solana to Brgy. San Antonio, Enrile FMR, Cagayan	15,000,000
Concreting of Brgy. Iraga FMR, Brgy. Iraga, Solana, Cagayan	15,000,000
Concreting of Brgy. Sta. Isabela to Brgy. Carikkikan FMR, Brgy. Sta. Isabela and Brgy. Carikkikan, Ilagan City, Isabela	12,000,000
Concreting of Sitio Fugong to Brgy. Main road FMR, Brgy. San Antonio, Cabagan, Isabela	13,000,000
Concreting of Brgy. San Juan Proper to Ferry Station FMR, Brgy. San Juan, Cabagan, Isabela	20,000,000
Concreting of Brgy. Arusip-Brgy. Cabannungan 2nd FMR, Bgy. Arusip-Bagong Silang, Ilagan City, Isabela	12,000,000
Concreting of Brgy. Arusip-Brgy. Bagong Silang FMR, Bgy. Arusip-Canammungan, Ilagan City, Isabela	12,000,000
Concreting of Brgy. San Ignacio 2nd FMR, Brgy. San Ignacio, Ilagan City, Isabela	6,000,000
Concreting/Improvement of Brgy. Gomez FMR, Brgy. Gomez, Cabarroguis, Quirino	5,000,000
Concreting/Improvement of Brgy. Mangandingay FMR, Brgy. Mangandingay, Cabarroguis, Quirino	5,000,000
Concreting/Improvement of Brgy. La Paz FMR, Brgy. La Paz, Seguday, Quirino	5,000,000
Concreting/Improvement of Brgy. San Leonardo FMR, Aglipay, Quirino	5,000,000
Concreting/Improvement of Brgy. Dumabato Norte FMR, Brgy. Dumabato Norte, Maddela, Quirino	5,000,000
Concreting/Improvement of Brgy. Villa Gracia FMR, Brgy. Villa Gracia, Maddela, Quirino	5,000,000
Concreting of Brgy. Rizal (Sitio Marinit) FMR, Brgy. Rizal, Alicia, Isabela	10,000,000
Concreting of Brgy. Nagbacalan FMR, Brgy. Nagbacalan, Ramon, Isabela	10,000,000
Concreting of Brgy. Nueva Era FMR, Brgy. Nueva Era, Cabatuan, Isabela	10,000,000
Concreting of Brgy. San Fermin FMR, Brgy. San Fermin, Cauayan City, Isabela	5,250,000
Concreting of Brgy. Pag-asa-Aromin FMR, Brgy. Pag-asa-Aromin, Echague, Isabela	15,000,000
Concreting of San Rafael-Villa Rose FMR, Brgy. San Rafael-Villa Rose, San Guillermo, Isabela	15,000,000
Concreting of Brgy. Tagumay-Palagao Sur FMR, Brgy. Tagumay, Gattaran, Cagayan	15,000,000
Concreting of Brgy. Santa Rosa FMR, Brgy. Santa Rosa, Abulug, Cagayan	15,000,000
Concreting of Brgy. Santo Tomas FMR, Brgy. Santo Tomas, Abulug, Cagayan	15,000,000
Concreting of Magsaysay Hills FMR, Brgy. Magsaysay Hills, Bambang, Nueva Vizcaya	10,000,000
Concreting of Banao Section Mabuslo FMR, Brgy. Mabuslo, Bambang, Nueva Vizcaya	10,000,000
Concreting of San Antonio-Dullao FMR, Brgy. Dullao, Bambang, Nueva Vizcaya	10,000,000
Concreting of Brgy. Bone South FMR, Brgy. Bone South, Aritao, Nueva Vizcaya	12,000,000
Concreting of Brgy. Daisan FMR, Brgy. Daisan, Echague, Isabela	10,000,000
Concreting of Brgy. Calaocan, Cabarroguis to Brgy. Macate, Diffun FMR, Brgy. Calaocan, Cabarroguis and Brgy. Macate, Diffun, Quirino	10,000,000
Concreting of Brgy. San Martin FMR, Brgy. San Martin, Maddela, Quirino	10,000,000
Region III - CENTRAL LUZON	1,404,750,000
Concreting of Brgy. Calabuanan FMR, Brgy. Calabuanan, Baler, Aurora	20,000,000
Concreting of Sitio Tapao FMR, Brgy. Butas na Bato, Dingalan, Aurora	12,000,000
Concreting of Sitio Bunga Brgy. Salian FMR, Brgy. Salian, Abucay, Bataan	12,500,000
Concreting of Sitio Catuliran, Brgy. Mabatang FMR, Brgy. Mabatang, Abucay, Bataan	13,500,000
Concreting of Greatest Manimas Sitio Bani, Brgy. Catanang FMR, Brgy. Catanang, Balanga City, Bataan	15,000,000
Concreting of Bangad, Brgy. Sto. Domingo FMR, Brgy. Sto. Domingo, Orion, Bataan	15,000,000

NAME OF PROJECTS	AMOUNT IN PESOS
Concreting of Brgy. Santor FMR, Brgy. Santor, Malolos, Bulacan	15,000,000
Concreting of Brgy. Dulong Malabon leading to Pungo FMR, Brgy. Dulong Malabon, Pulilan, Bulacan	15,000,000
Concreting of Brgy. Catulinan FMR, Brgy. Catulinan, Baliuag, Bulacan	15,000,000
Concreting of Buisan St., Brgy. Calantipay FMR, Brgy. Calantipay, Baliuag, Bulacan	13,000,000
Concreting of Purok 6, Brgy. Malawak FMR, Brgy. Malawak, Bustos, Bulacan	13,000,000
Concreting of Brgy. Pasong Bangkal FMR, Brgy. Pasong Bangkal, San Rafael, Bulacan	15,000,000
Concreting of Brgy. Sapang Pahalang FMR, Brgy. Sapang Pahalang, San Rafael, Bulacan	15,000,000
Concreting of Brgy. Ubihan FMR, Brgy. Ubihan, Meycauayan, Bulacan	30,000,000
Concreting of Brgy. Sta. Maria FMR, Brgy. Sta. Maria, Licab, Nueva Ecija	12,500,000
Concreting of Brgy. Malineng FMR, Brgy. Malineng, Cuyapo, Nueva Ecija	12,500,000
Concreting of Brgy. Casilagan FMR, Brgy. Casilagan, Rizal, Nueva Ecija	13,000,000
Concreting of Brgy. Aglipay FMR, Brgy. Aglipay, Rizal, Nueva Ecija	12,000,000
Concreting of Brgy. Tulay na Bato FMR, Brgy. Tulay na Bato, Bongabon, Nueva Ecija	12,000,000
Concreting of Brgy. Mataas na Kahoy FMR, Brgy. Mataas na Kahoy, General Mamerto Natividad, Nueva Ecija	12,000,000
Concreting of Brgy. Sto. Cristo FMR, Brgy. Sto. Cristo, San Isidro, Nueva Ecija	12,000,000
Concreting of Brgy. Bungo FMR, Brgy. Bungo, Gapan City, Nueva Ecija	12,000,000
Concreting of Brgy. Sto. Niño FMR, Brgy. Sto. Niño, Magalang, Pampanga	15,000,000
Concreting of Brgy. Balitucan leading to Brgy. Turu FMR, Brgy. Balitucan, Magalang, Pampanga	16,000,000
Concreting of Brgy. San Nicolas FMR Phase II, Brgy. San Nicolas, Floridablanca, Pampanga	15,000,000
Concreting of Brgy. San Matias to Brgy. Becuran FMR, Brgy. San Matias, Sta. Rita, Pampanga	15,000,000
Concreting of Brgy. Culubasa FMR, Brgy. Culubasa, Mexico, Pampanga	15,000,000
Concreting of Brgy. Sta. Catalina-Brgy. Mandasig FMR, Brgy. Sta. Catalina-Brgy. Mandasig, Candaba, Pampanga	12,000,000
Concreting of Brgys. Dulong Ilog-Barit FMR, Brgys. Dulong Ilog-Barit, Candaba, Pampanga	12,000,000
Concreting of Sitio Calao, Brgy. San Jose FMR, Brgy. San Jose, Mayantoc, Tarlac	15,000,000
Concreting of Bagalayos, Brgy. Sta. Ines West and Brgy. Timmaguab FMR, Brgy. Sta. Ines West and Brgy. Timmaguab, Sta. Ignacia, Tarlac	15,000,000
Concreting of Brgy. Calayaan to Brgy. Mabini FMR, Brgy. Calayaan to Brgy. Mabini, Gerona, Tarlac	15,000,000
Concreting of Brgy. Balayang to Brgy. Batangbatang FMR, Brgy. Balayang, Victoria, Tarlac	13,000,000
Concreting of Brgy. Castillo Road FMR, Brgy. Castillo, Concepcion, Tarlac	12,000,000
Concreting of Brgy. Paludpud-Motrico FMR, Brgy. Paludpud, La Paz, Tarlac	15,000,000
Concreting of Sitio Lawin, Brgy. San Rafael to Brgy. San Pablo FMR, Brgy. San Rafael, San Marcelino, Zambales	15,000,000
Concreting of Brgy. Batiawan FMR, Brgy. Batiawan, Subic, Zambales	12,000,000
Concreting of Sitio Lupang Pangako, Brgy. San Agustin FMR, Brgy. San Agustin, Iba, Zambales	12,000,000
Concreting of Sitio Ticub-Banawen, Brgy. Maloma FMR, Brgy. Maloma, San Felipe, Zambales	18,000,000
Concreting of Brgy. Sta. Lucia to Brgy. Binyayan FMR, Brgy. Sta. Lucia, Capas, Tarlac	20,000,000
Concreting of Pulong Uway (Sepeda), Brgy. Talacsan to Viola Highway, Brgy. Talacsan, San Rafael, Bulacan	12,000,000
Concreting of Brgy. Pasong Bangkal to Brgy. Maronquillo FMR, Brgy. Pasong Bangkal, San Rafael, Bulacan	12,000,000
Concreting of Brgy. Kaypian FMR, Brgy. Kaypian, San Jose del Monte City, Bulacan	12,000,000
Concreting of Brgy. Paradise III FMR, Brgy. Paradise III, San Jose del Monte City, Bulacan	25,000,000
Concreting of Brgy. Sapang Bayan FMR, Brgy. Sapang Bayan, Calumpit, Bulacan	14,000,000
Concreting of Sitio Combuan, Purok 1-A, Purok 1-B and Purok 4, Brgy. Batongpalok FMR, Brgy. Batongpalok, Botolan, Zambales	20,000,000

NAME OF PROJECTS	AMOUNT IN PESOS
Concreting of Manggahan-Mabuko, Fontelera FMR, Brgy. Salaza, Palauig, Zambales	8,000,000
Concreting of Brgy. Bangan to Brgy. Capayawan FMR, Brgy. Bangan and Brgy. Capayawan, Botolan, Zambales	20,000,000
Concreting of Brgy. Mawaque FMR, Brgy. Mawaque, Mabacalat City, Pampanga	15,000,000
Concreting of Brgy. Atlu Bola FMR, Brgy. Atlu Bola, Mabacalat City, Pampanga	15,000,000
Concreting of Brgy. Balas FMR, Brgy. Balas, Bacolor, Pampanga	12,000,000
Concreting of Sitio Lakbangan, Brgy. Imelda FMR, Brgy. Imelda, Samal, Bataan	12,500,000
Concreting of Brgy. Parista FMR, Brgy. Parista, Lupao, Nueva Ecija	5,250,000
Concreting of Sitio Lahud, Brgy. Puncan FMR, Brgy. Puncan, Carranglan, Nueva Ecija	10,000,000
Concreting of Brgy. Del Pilar FMR, Brgy. Del Pilar, Rizal, Nueva Ecija	10,000,000
Concreting of Brgy. Agbannawag FMR, Brgy. Agbannawag, Rizal, Nueva Ecija	10,000,000
Concreting of Sitio Ibayo FMR (Phase 1), Brgy. San Isidro, Subic, Zambales	5,250,000
Concreting of Brgy. Gandus FMR, Brgy. Gandus, Mexico, Pampanga	15,000,000
Concreting of Cawayan- Buenavista-Tangle FMR, Brgy. Cawayan, Buenavista and Brgy. Tangle, Mexico, Pampanga	15,000,000
Concreting of Cadanglaan Prk. 7 FMR, Brgy. Cadanglaan, Pura, Tarlac	15,000,000
Concreting of Mapandan FMR, Brgy. Mapandan, Mayantoc, Tarlac	15,000,000
Concreting of Sitio Tapao to Purok Everlasting FMR, Brgy. Nagsabaran, San Clemente, Tarlac	5,250,000
Concreting of San Miguel to Carillo FMR, Brgy. San Miguel and Brgy. Carillo, Hagonoy, Bulacan	5,250,000
Concreting of Brgy. Gutad FMR, Brgy. Gutad, Floridablanca, Pampanga	30,000,000
Concreting of Sitio Crossing FMR, Brgy. Alion, Mariveles, Bataan	30,000,000
Concreting of Brgy. Bago FMR, Brgy. Bago, Gen. Tinio, Nueva Ecija	12,000,000
Concreting of Brgy. Cabatuan to Brgy. Colosboa FMR, Brgy. Cabatuan and Brgy. Colosboa, Cuyapo, Nueva Ecija	12,000,000
Concreting of Daguilisen Road, Brgy. San Jose South FMR, Brgy. San Jose South, Anao, Tarlac	12,000,000
Concreting of Brgy. Bagbaguin FMR, Brgy. Bagbaguin, Pandi, Bulacan	12,000,000
Concreting of Brgy. Salapungan FMR, Brgy. Salapungan, Gerona, Tarlac	12,000,000
Concreting of Brgy. Villa Maria FMR, Brgy. Villa Maria, Porac, Pampanga	12,000,000
Concreting of Brgy. Calancuasan Sur FMR, Brgy. Calancuasan Sur, Cuyapo, Nueva Ecija	5,250,000
Concreting of Sitio Lupa, Brgy. Matictic FMR, Brgy. Matictic, Norzagaray, Bulacan	10,000,000
Concreting of Brgy. Sapang Putik FMR, Brgy. Sapang Putik, San Ildefonso, Bulacan	20,000,000
Concreting of Brgy. Sta. Lucia FMR, Brgy. Sta. Lucia, Angat, Bulacan	20,000,000
Concreting of Brgy. Pulong Buhangin FMR, Brgy. Pulong Buhangin, Santa Maria, Bulacan	10,000,000
Concreting of Brgy. Silangan FMR, Brgy. Silangan, Santa Maria, Bulacan	10,000,000
Concreting of Brgy. Parada FMR, Brgy. Parada, Santa Maria, Bulacan	10,000,000
Concreting of Brgy. Bulac FMR, Brgy. Bulac, Santa Maria, Bulacan	10,000,000
Concreting of Brgy. Balasing FMR, Brgy. Balasing, Santa Maria, Bulacan	10,000,000
Concreting of Brgy. Bigte FMR, Brgy. Bigte, Norzagaray, Bulacan	10,000,000
Concreting of Brgy. Minuyan FMR, Brgy. Minuyan, Norzagaray, Bulacan	10,000,000
Concreting of Brgy. Pasong Intsik FMR, Brgy. Pasong Intsik, San Rafael, Bulacan	20,000,000
Concreting of Brgy. Buliran FMR, Brgy. Buliran, San Miguel, Bulacan	10,000,000
Concreting of Sitio Dimanagsag, Brgy. Calabuanan FMR, Brgy. Calabuanan, Baler, Aurora	20,000,000
Concreting of Purok 1 East, Brgy. Sta. Lucia to Brgy. Bagtu FMR, Brgy. Sta. Lucia and Brgy. Bagtu, Maria Aurora, Aurora	30,000,000
Concreting of Sitio Buong, Brgy. Sta. Cruz FMR, Brgy. Sta. Cruz, Cuyapo, Nueva Ecija	10,000,000
Concreting of Brgy. Nagmisahan FMR, Brgy. Nagmisahan, Cuyapo, Nueva Ecija	32,000,000
Concreting of Brgy. Bibiclat FMR, Brgy. Bibiclat, Cuyapo, Nueva Ecija	18,000,000

NAME OF PROJECTS	AMOUNT IN PESOS
Concreting of Brgy. Jalung to Brgy. Babo Pangulo FMR, Brgy. Jalung and Brgy. Babo Pangulo, Porac, Pampanga	50,000,000
Concreting of Brgy. San Juan FMR, Brgy. San Juan, San Luis, Pampanga	10,000,000
Concreting of Brgy. Balangkare Norte FMR, Brgy. Balangkare Norte, General Mamerto Natividad, Nueva Ecija	5,000,000
Concreting of San Felipe to Sitio Sierra, Brgy. San Felipe to Brgy. Mangandingan FMR, Brgy. San Felipe and Brgy. Mangandingay, San Manuel, Tarlac	5,000,000
Concreting of Brgy. San Pedro FMR, Brgy. San Pedro, Minalin, Pampanga	10,000,000
Concreting of Brgy. Capalangan FMR, Brgy. Capalangan, Apalit, Pampanga	10,000,000
Concreting of Brgy. Bungo to Brgy. Makabaclay FMR, Brgy. Bungo and Brgy. Makabaclay, Gapan City, Nueva Ecija	50,000,000
Region IVA - CALABARZON	1,035,700,000
Concreting of Brgy. Sambungan FMR, Brgy. Sambungan, Calatagan, Batangas	12,000,000
Concreting of Brgy. Sta. Maria FMR, Brgy. Sta. Maria, Laurel, Batangas	12,000,000
Concreting of Brgy. Tuyon-Tuyon FMR, Brgy. Tuyon-Tuyon, Tuy, Batangas	12,000,000
Concreting of Brgy. Apar FMR, Brgy. Apar, Lobo, Batangas	15,000,000
Concreting of Brgy. Alagao to Brgy. Gulibay FMR, Brgy. Alagao and Brgy. Gulibay, Bauan, Batangas	12,000,000
Concreting of Brgy. Banyaga FMR, Brgy. Banyaga, Agoncillo, Batangas	12,000,000
Concreting of Sitio Saimsim, Brgy. Malabanan FMR, Brgy. Malabanan, Balete, Batangas	12,000,000
Opening and Concreting of Brgy. Kalayaan to Brgy. Irukan FMR, Brgy. Kalayaan to Brgy. Irukan, Sta. Teresita, Batangas	12,000,000
Concreting of Brgy. Pinagsibaan FMR, Brgy. Pinagsibaan, Rosario, Batangas	12,000,000
Opening and Concreting of Brgy. Tulo FMR, Brgy. Tulo, Batangas City, Batangas	12,000,000
Concreting of Brgy. Bacao FMR, Brgy. Bacao, Taysan, Batangas	12,000,000
Concreting of Brgy. Pooc to Brgy. Tatiao FMR, Brgy. Pooc and Brgy. Tatiao, Silang, Cavite	6,000,000
Concreting of Brgy. Pooc to Brgy. Pulong Saging FMR, Brgy. Pooc and Brgy. Pulong Saging, Silang, Cavite	5,000,000
Opening and Concreting of Brgy. Banaba Cerca to Brgy. Banaba Lejos FMR, Brgy. Banaba Cerca and Brgy. Banaba Lejos, Indang, Cavite	18,000,000
Concreting of Brgy. Panungyan I to Brgy. Galicia III FMR, Brgy. Panungyan I and Brgy. Galicia III, Mendez, Cavite	12,000,000
Concreting of Brgy. Panungyan II, Mendez to Kayquit I, Indang FMR, Brgy. Panungyan II, Mendez, Indang, Cavite	12,000,000
Concreting of Brgy. Longos to Brgy. San Juan FMR, Brgy. Longos and Brgy. San Juan, Kalayaan, Laguna	12,000,000
Concreting of Brgy. Luquin FMR, Brgy. Luquin, Liliw, Laguna	12,000,000
Concreting of Brgy. Perez FMR, Brgy. Perez, Calauan, Laguna	12,000,000
Concreting of Brgy. Bacong Sigsigan FMR, Brgy. Bacong Sigsigan, Famy, Laguna	12,000,000
Concreting of Brgy. San Miguel FMR, Brgy. San Miguel, Mabitac, Laguna	12,000,000
Concreting of Brgy. Malinao FMR, Brgy. Malinao, Santa Cruz, Laguna	12,000,000
Concreting of Brgy. Mabini FMR, Brgy. Mabini, Burdeos, Quezon	12,000,000
Concreting of Brgy. Bañadero to Pinaglubayan FMR, Brgy. Bañadero, Polillo, Quezon	12,000,000
Concreting of Brgy. Bataan FMR, Brgy. Bataan, Sampaloc, Quezon	12,000,000
Concreting of Brgy. Mangilag Norte FMR, Brgy. Mangilag Norte, Candelaria, Quezon	12,500,000
Concreting of Brgy. Manggahan FMR, Brgy. Manggahan, Dolores, Quezon	12,000,000
Concreting of Brgy. Bulihan FMR, Brgy. Bulihan, San Antonio, Quezon	12,000,000

NAME OF PROJECTS	AMOUNT IN PESOS
Concreting of Brgy. Kanlurang Calutan FMR, Brgy. Kanlurang Calutan, Agdangan, Quezon	12,000,000
Concreting of Brgy. San Vicente FMR, Brgy. San Vicente, Macalelon, Quezon	12,000,000
Concreting of Brgy. Kinagunan Ibaba to Brgy. Kinagunan Ilaya FMR, Brgy. Kinagunan Ibaba, Padre Burgos, Quezon	15,000,000
Concreting of Brgy. San Andres FMR, Brgy. San Andres, Lopez, Quezon	7,200,000
Concreting of Brgy. San Pedro to Brgy. Ilayang Ilog A FMR, Brgy. San Pedro and Brgy. Ilayang Ilog A, Lopez, Quezon	12,000,000
Concreting of Brgy. San Miguel to Triumpo to Cabibihan FMR, Brgy. San Miguel, Guinayangan, Quezon	12,000,000
Concreting of Kay Pusa Road, Sitio Haligyunan, Brgy. Concepcion FMR, Brgy. Concepcion, Baras, Rizal	12,000,000
Concreting of Brgy. Bagumbayan FMR, Brgy. Bagumbayan, Teresa, Rizal	20,000,000
Concreting of Daang Poon, Brgy. 1st District FMR, Brgy. 1st District, Jala-jala, Rizal	12,000,000
Concreting of Sitio Kinapuon, Brgy. Calawis FMR, Brgy. Calawis, Antipolo City, Rizal	12,000,000
Concreting of Brgy. Malaya FMR, Brgy. Malaya, Pililia, Rizal	12,000,000
Concreting of Brgy. Lucsuhin FMR, Brgy. Lucsuhin, Calatagan, Batangas	12,000,000
Concreting of Brgy. Mataas na Pulo FMR, Brgy. Mataas na Pulo, Nasugbu, Batangas	12,000,000
Concreting of Parawagan, Brgy. San Rafael FMR, Brgy. San Rafael, Rodriguez, Rizal	12,000,000
Concreting of Sitio Bagong Sigla, Brgy. Puray FMR, Brgy. Puray, Rodriguez, Rizal	12,000,000
Concreting of Brgy. Bagumbong FMR, Brgy. Bagumbong, Jala-jala, Rizal	12,000,000
Concreting of Brgy. Balibago FMR, Brgy. Balibago, Lian, Batangas	12,000,000
Concreting of Brgy. Juan to Brgy. Poblacion East FMR, Brgy. Juan and Brgy. Poblacion East, Alitagtag, Batangas	12,000,000
Concreting of Purok 5, Brgy. Kaysuyo FMR, Brgy. Kaysuyo, Alfonso, Cavite	12,000,000
Concreting of Brgy. Banca-banca FMR, Brgy. Banca-banca, Nagcarlan, Laguna	12,000,000
Concreting of Brgy. San Jose FMR, Brgy. San Jose, Luisiana, Laguna	12,000,000
Concreting of Brgy. Loob to Brgy. Corazon FMR, Brgy. Loob and Brgy. Corazon, San Antonio, Quezon	12,000,000
Concreting of Brgy. Sta. Rosa to Brgy. Maglipad FMR, Brgy. Sta. Rosa and Brgy. Maglipad, Calauag, Quezon	12,000,000
Concreting/Upgrading of Brgy. Alapan 2-B FMR, Brgy. Alapan 2-B, Imus, Cavite	5,250,000
Concreting of Brgy. Natunuan FMR, Brgy. Natunuan, San Jose, Batangas	11,000,000
Concreting of Brgy. Mataas na Lupa FMR, Brgy. Mataas na Lupa, Taysan, Batangas	10,000,000
Concreting of Brgy. Adlas FMR, Brgy. Adlas, Silang, Cavite	15,000,000
Concreting of Brgy. Litlit FMR, Brgy. Litlit, Silang, Cavite	15,000,000
Concreting of Brgy. Talisay FMR, Brgy. Talisay, Lipa City, Batangas	15,000,000
Concreting of Brgy. Bagong Pook FMR, Brgy. Bagong Pook, Lipa City, Batangas	15,000,000
Concreting of Cabibihan-Malbog-Del Rosario FMR, Brgys. Cabibihan, Malbog and Del Rosario, Tagkawayan, Quezon	5,250,000
Concreting of Brgy. Laiya Ibabao FMR, Brgy. Laiya Ibabao, San Juan, Batangas	10,000,000
Concreting of Sitio Laurel, Brgy. Malabrigo FMR (Phase 2), Brgy. Malabrigo, Lobo, Batangas	15,000,000
Concreting of Sitio Bagong Pook, Brgy. Malabrigo FMR, Brgy. Malabrigo, Lobo, Batangas	5,000,000
Concreting of Sitio Mariwasa, Brgy. Biga FMR, Brgy. Biga, Lobo, Batangas	10,000,000
Concreting of Brgy. Matamis FMR, Brgy. Matamis, Rosario, Batangas	5,250,000
Concreting of Brgy. Kinatihan I FMR, Brgy. Kinatihan I, Candelaria, Quezon	10,000,000
Concreting of Brgy. Tagbakin to Brgy. Lagalag FMR, Brgy. Tagbakin and Brgy. Lagalag, Tiaong, Quezon	10,000,000
Concreting of Brgy. Ilayang Dupay FMR, Brgy. Ilayang Dupay, Lucena City	10,000,000
Concreting of Sitio Parang Sili, Brgy. Laiya Aplaya FMR, Brgy. Laiya Aplaya, San Juan, Batangas	20,000,000

NAME OF PROJECTS	AMOUNT IN PESOS
Concreting of Brgy. Maitim 2nd West to Brgy. Talon FMR, Brgy. Maitim 2nd West, Tagaytay City	5,250,000
Concreting of Brgy. Maapaz FMR, Brgy. Maapaz, Batangas City	12,000,000
Concreting of Purok 1, Brgy. Mangilag Norte FMR, Brgy. Mangilag Norte, Candelaria, Quezon	12,000,000
Concreting of Brgy. San Rafael FMR, Brgy. San Rafael, Sto. Tomas, Batangas	12,000,000
Concreting of Brgy. Calawis FMR with canal at Kinapu (Phase I), Brgy. Calawis, Antipolo City	12,000,000
Concreting of Brgy. San Isidro FMR, Brgy. San Isidro, Tiaong, Quezon	11,000,000
Concreting of Brgy. Buenavista East FMR, Brgy. Buenavista East, Candelaria, Quezon	11,000,000
Concreting of Brgy. Pinagdanlayan to Brgy. Cabatang FMR, Brgy. Pinagdanlayan and Brgy. Cabatang, Dolores, Quezon	11,000,000
Concreting of Brgy. Sampaloc 2 FMR, Brgy. Sampaloc 2, Sariaya, Quezon	12,000,000
Concreting of Brgy. San Antonio FMR, Brgy. San Antonio, Luisiana, Laguna	10,000,000
Concreting of Limuranin, Sitio San Joseph, Brgy. San Jose, Antipolo City, Rizal	10,000,000
Concreting of Sentrong Pangkultura to Buruwisan Falls, Brgy. Macatad FMR, Brgy. Macatad, Siniloan, Laguna	10,000,000
Concreting of Brgy. Dalipit West FMR, Brgy. Dalipit West, Alitagtag, Batangas	5,000,000
Concreting of Sitio Glinting, Brgy. Arumahan FMR, Brgy. Arumahan, Lemery, Batangas	5,000,000
Concreting of Brgy. Marahan 2- Taywanak Ilaya- Taywanak Ibaba FMR, Alfonso, Cavite	26,000,000
Concreting of Brgy. Guinhawa FMR, Brgy. Guinhawa, Taysan, Batangas	12,000,000
Concreting of Calantas-Antipolo FMR, Rosario, Batangas	12,000,000
Concreting of Brgy. White Cliff FMR, Brgy. White Cliff, San Narciso, Quezon	20,000,000
Concreting of Brgy. Malimatoc I FMR, Brgy. Malimatoc I, Mabini, Batangas	26,000,000
Region IVB - MIMAROPA	578,150,000
Concreting of Sitio Gregorio Ramos to Sitio Limlim, Brgy. Rizal FMR, Brgy. Rizal, Rizal, Occidental Mindoro	12,000,000
Concreting of Sitio Jaravata to Sitio Maloboc, Brgy. Tanyag FMR, Brgy. Tanyag, Calintaan, Occidental Mindoro	21,250,000
Concreting of Brgy. Dulangan II FMR, Brgy. Dulangan II, Baco, Oriental Mindoro	12,000,000
Concreting of Brgy. Tagbakin FMR, Brgy. Tagbakin, Pola, Oriental Mindoro	24,650,000
Concreting of Brgy. Matungao FMR, Brgy. Matungao, Socorro, Oriental Mindoro	12,000,000
Concreting of Sitio Sarada, Brgy. San Isidro FMR, Brgy. San Isidro, Roxas, Oriental Mindoro	12,000,000
Concreting of Brgy. Teresita FMR, Brgy. Teresita, Mansalay, Oriental Mindoro	12,000,000
Concreting of Sitio San Nicolas to Sitio Sto. Nino, Brgy. Rosacara FMR, Brgy. Rosacara, Basud, Oriental Mindoro	15,000,000
Concreting of Brgy. Ino FMR, Brgy. Ino, Mogpog, Marinduque	12,000,000
Concreting of Brgy. Cabuyo FMR, Brgy. Cabuyo, Torrijos, Marinduque	12,000,000
Concreting of Brgy. Mapula FMR, Brgy. Mapula, Romblon, Romblon	12,000,000
Concreting of Brgy. Cabolutan FMR, Brgy. Cabolutan, San Agustin, Romblon	12,000,000
Concreting of Brgy. Lumbang Este to Brgy. Marigondon FMR, Brgy. Lumbang, Cajidiocan, Romblon	24,000,000
Concreting of Sitio Narutan, Brgy. Marigondon Norte FMR, Brgy. Marigondon, San Andres, Romblon	12,000,000
Concreting of So. Timburan, Brgy. Pularaquen FMR Phase II, Brgy. Pularaquen, Taytay, Palawan	12,000,000
Concreting of Purok Buligay, Brgy. Danleg FMR, Brgy. Danleg, Dumaraan, Palawan	12,000,000
Concreting of Brgy. New Barbacan to Brgy. Minara FMR, Brgy. New Barbacan, Dumaraan, Palawan	12,000,000
Concreting of Brgy. Dumagueña FMR, Brgy. Dumagueña, Narra, Palawan	12,000,000

NAME OF PROJECTS	AMOUNT IN PESOS
Concreting of Brgy. Punang FMR, Brgy. Punang, Sofronio, Española, Palawan	12,000,000
Concreting of Purok Gomiok, Brgy. Punta Baja FMR, Brgy. Punta Baja, Rizal, Palawan	15,000,000
Concreting of Brgy. Plaridel FMR, Brgy. Plaridel, Aborlan, Palawan	12,000,000
Concreting of Brgy. Mangingisda FMR, Brgy. Mangingisda, Puerto Princesa, Palawan	12,000,000
Concreting of Brgy. Napsan FMR, Brgy. Napsan, Puerto Princesa City, Palawan	12,000,000
Concreting of Brgy. Bahi to Brgy. Tapuyan FMR, Brgy. Bahi, Gasan, Marinduque	18,000,000
Concreting of Sitio Lemon, Brgy. Marigondon Sur FMR Phase II, Brgy. Marigondon Sur, San Andres, Romblon	12,000,000
Concreting of Sitio Agnonoc, Brgy. Tampayan FMR, Brgy. Tampayan, Magdiwang, Romblon	12,000,000
Concreting of Brgy. Dulangan FMR Phase II, Brgy. Dulangan, Magdiwang, Romblon	12,000,000
Concreting of Brgy. Magapua to Brgy. Malayak FMR, Brgy. Magapua, Mogpog, Marinduque	47,000,000
Concreting of Brgy. Sumangga to Brgy. Mangyan-Mababad FMR, Brgy. Sumangga, Mogpog, Marinduque	21,000,000
Concreting of Sitio Malatongtong, Brgy. Burgos FMR, Brgy. Burgos, Sablayan, Occidental Mindoro	12,000,000
Concreting of National Highway Junction to Sitio Nanabu, Brgy. Caramay FMR, Brgy. Caramay, Roxas, Palawan	12,000,000
Concreting of Brgy. Tenegueban FMR, Brgy. Tenegueban, El Nido, Palawan	12,000,000
Concreting of Sitio Luoban, Brgy. Tagbakin FMR, Brgy. Tagbakin, Pola, Oriental Mindoro	12,000,000
Concreting of Brgy. Malitbog FMR, Brgy. Malitbog, Bongabong, Oriental Mindoro	15,000,000
Concreting of Brgy. Roma FMR, Brgy. Roma, Mansalay, Oriental Mindoro	15,000,000
Concreting of Brgy. Leuteboro II FMR, Brgy. Leuteboro II, Socorro, Oriental Mindoro	5,250,000
Concreting of Brgy. San Isidro FMR, Brgy. San Isidro, Narra, Palawan	12,000,000
Concreting of Brgy. Lunas to Brgy. Palje FMR, Brgy. Lunas and Brgy. Palje, Romblon, Romblon	10,000,000
Concreting of Brgy. Ransang FMR, Brgy. Ransang, Rizal, Palawan	15,000,000
Concreting of Brgy. Campong Ulay FMR, Brgy. Campong Ulay, Rizal, Palawan	15,000,000
Concreting of Brgy. Personas FMR, Brgy. Personas, Calapan City, Oriental Mindoro	5,000,000
Region V - BICOL	1,171,500,000
Concreting of Brgy. Bonga to Brgy. Bayandong FMR, Brgy. Bonga, Bacacay, Albay	12,000,000
Concreting of Brgy. Misericordia FMR, Brgy. Misericordia, Sto. Domingo, Albay	12,000,000
Concreting of Binitayan FMR, Brgy. Binitayan, Malilipot, Albay	12,000,000
Concreting of Brgy. Pariaan to Brgy. Binanderahan FMR, Brgy. Pariaan, Camalig, Albay	12,000,000
Concreting of Brgy. Maopi FMR, Brgy. Maopi, Daraga, Albay	12,000,000
Concreting of Brgy. San Vicente Grande to Brgy. Pinasalog FMR, Brgy. San Vicente, Daraga, Albay	12,000,000
Concreting of Malabiga - Sampangan FMR, Brgy. Malabiga, Libon, Albay	12,000,000
Concreting of Brgy. Balogo, Oas to Brgy. Busay, Ligao City FMR, Brgy. Balogo, Oas and Brgy. Busay, Ligao City, Albay	12,000,000
Concreting of Brgy. Nakalaya FMR, Brgy. Nakalaya, Jose Panganiban, Camarines Norte	12,000,000
Concreting of Brgy. Napaod FMR, Brgy. Napaod, Labo, Camarines Norte	12,000,000
Concreting of Sitio Wala, Brgy. Sto. Domingo FMR Phase 2, Brgy. Sto. Domingo, Vinzons, Camarines Norte	12,000,000
Concreting of Purok 2, Brgy. Man-ogob to Purok 4, Brgy. San Jose FMR, Brgy. Man-ogob and Brgy. San Jose, San Vicente, Camarines Norte	12,000,000
Concreting of Brgy. Liplip FMR, Brgy. Liplip, Sipocot, Camarines Sur	12,000,000
Concreting of Mantila FMR, Brgy. Mantila, Sipocot, Camarines Sur	12,000,000
Concreting of Sitio Bangad, Baliuag Viejo FMR, Brgy. Baliuag Viejo, Minalabac, Camarines Sur	12,000,000

NAME OF PROJECTS	AMOUNT IN PESOS
Concreting of Tarum-Patag Circumferential FMR, Brgy. Patag, Libmanan, Camarines Sur	12,000,000
Concreting of Sitio Baltas, Baliuag Viejo FMR, Brgy. Baliuag Viejo, Minalabac, Camarines Sur	12,000,000
Concreting of Sitio Punggod, Brgy. Camuning FMR, Brgy. Camuning, Calabanga, Camarines Sur	12,000,000
Concreting of Brgy. Tagbong FMR, Brgy. Tagbong, Pili, Camarines Sur	12,000,000
Concreting of BIARC, Brgy. San Agustin FMR, Brgy. San Agustin, Pili, Camarines Sur	12,000,000
Concreting of Brgy. Catalotoan-Brgy. Bagacay FMR, Brgy. Catalotoan, San Jose, Camarines Sur	12,000,000
Concreting of Brgy. Pili-Brgy. Bulalacao FMR Phase 1 (Pili Section), Brgy. Pili, Presentacion, Camarines Sur	12,000,000
Concreting of Brgy. Buyo to Brgy. San Pedro FMR, Brgy. Buyo and Brgy. San Pedro, Goa, Camarines Sur	12,000,000
Concreting of Sitio Banasi, Brgy. Fabrica FMR, Brgy. Fabrica, Bula, Camarines Sur	12,000,000
Concreting of Brgy. Salvacion FMR, Brgy. Salvacion, Bato, Camarines Sur	12,000,000
Concreting of Brgy. Antipolo FMR, Brgy. Antipolo, Iriga City, Camarines Sur	12,000,000
Concreting of Brgy. Cagraray to Barrio Site FMR, Brgy. Cagraray, Bato, Catanduanes	12,000,000
Concreting of Brgy. Banawag-Sitio Bogotsanan FMR, Brgy. Banawag, Bato, Catanduanes	12,000,000
Concreting of Brgy. Cantorna and Brgy. McArthur FMR Phase II, Brgy. Cantorna and Brgy. McArthur, Monreal, Masbate	12,000,000
Concreting of JNR Brgy. Cueva to Brgy. Luksohan, Pinamasingan FMR, Brgy. Cueva and Brgy. Luksohan, Pinamasingan, San Pascual, Masbate	12,000,000
Concreting of Brgy. Concepcion to Brgy. Pangle FMR, Brgy. Concepcion and Brgy. Pangle, Aroroy, Masbate	12,000,000
Concreting of JCT National Road to Brgy. Lantangan FMR, Brgy. Lantangan, Manadaon, Masbate	12,000,000
Concreting of Brgy. Pitogo to Brgy. Chimenea FMR, Brgy. Pitogo and Brgy. Chimenea, Cataingan, Masbate	12,000,000
Concreting of Brgy. Rizal, Esperanza to Brgy. Bunducan, Pio V. Corpuz FMR, Brgy. Rizal, Esperanza and Brgy. Bunducan, Pio V. Corpuz, Masbate	12,000,000
Concreting of Brgy. Gogon FMR, Brgy. Gogon, Donsol, Sorsogon	12,000,000
Concreting of Brgy. Guiron-Sumalot FMR, Brgy. Guiron, Pilar, Sorsogon	12,000,000
Concreting of Brgy. Cabucaran to Brgy. Loreto FMR, Brgy. Cabucaran and Brgy. Loreto, Castilla, Sorsogon	25,000,000
Concreting of Brgy. Manapao to Brgy. Sangat FMR, Brgy. Manapao and Brgy. Sangat, Gubat, Sorsogon	25,000,000
Concreting of Brgy. Catanusan FMR, Brgy. Catanusan, Juban, Sorsogon	12,000,000
Concreting of Brgy. Naburacan to Brgy. Lajong FMR, Brgy. Naburacan and Brgy. Lajong, Matnog, Sorsogon	10,000,000
Concreting of Brgy. San Antonio to Brgy. Manlabong FMR (Phase 2), Brgy. San Antonio and Brgy. Manlabong, Prieto Diaz, Sorsogon	12,000,000
Concreting of Brgy. Maybato FMR, Brgy. Maybato, Paracale, Camarines Norte	12,000,000
Concreting of Purok 1 to Purok 3 Brgy. Maisog FMR, Brgy. Maisog, San Lorenzo Ruiz, Camarines Norte	12,000,000
Concreting of Brgy. Palaspas FMR, Brgy. Palaspas, Del Gallego, Camarines Sur	12,000,000
Concreting of Zone 5 Brgy. Mataoroc FMR, Brgy. Mataoroc, Minalabac, Camarines Sur	12,000,000
Concreting of Brgy. Bagamelon FMR Phase 2, Brgy. Bagamelon, Libmanan, Camarines Sur	12,000,000
Concreting of Brgy. La Purisima Nuevo FMR, Brgy. La Purisima Nuevo, Ocampo, Camarines Sur	12,000,000
Concreting of Brgy. Vito to Brgy. Boboan (Vito Section) FMR, Brgy. Vito, Siruma, Camarines Sur	12,000,000
Concreting of Zone 1, 2 and 7, Brgy. San Rafael FMR, Brgy. San Rafael, Tigaon, Camarines Sur	12,000,000
Concreting of Sitio Minuro to Bungsuran, Brgy. Sagrada Familia FMR, Brgy. Sagrada Familia, Buhi, Camarines Sur	12,000,000
Concreting of Brgy. La Medalla FMR, Brgy. La Medalla, Iriga City, Camarines Sur	12,000,000

NAME OF PROJECTS	AMOUNT IN PESOS
Concreting of Brgy. Manook FMR, Brgy. Manook, Gubat, Sorsogon	25,000,000
Concreting of Inang-Cagbalod FMR, Brgy. Inang, Pilar, Sorsogon	12,000,000
Concreting of Costanera to Brgy. Namo FMR, Brgy. Namo, Bulan, Sorsogon	12,000,000
Concreting of Brgy. Padre Diaz FMR, Brgy. Padre Diaz, Bulan, Sorsogon	12,000,000
Concreting of San Vicente FMR, Brgy. Vicente, Daraga, Albay	50,000,000
Concreting of Poblacion FMR, Brgy. Poblacion, Rapu-Rapu, Albay	50,000,000
Concreting of Brgy. Oras FMR, Brgy. Oras, Tabaco City, Albay	35,250,000
Concreting of Sitio Bagnusan FMR, Brgy. Hibago, Ocampo, Camarines Sur	5,000,000
Concreting of Zone 5 FMR, Brgy. Tomagodtod to Brgy. Sibobo, Calabanga, Camarines Sur	5,000,000
Concreting of Sitio Maphag, Buraburan to Catanusan FMR, Brgys. Buraburan and Catanusan, Juban, Sorsogon	10,000,000
Concreting of Lajong to Biriran FMR, Brgys. Lajong and Biriran, Juban, Sorsogon	11,000,000
Concreting of Brgy. Pudo FMR, Brgy. Pudo, Pilar, Sorsogon	5,250,000
Concreting of Tinorongan FMR, Brgy. Tinorongan, Sagñay, Camarines Sur	15,000,000
Concreting of Salvacion - Libod FMR, Brgy. Salvacion and Brgy. Libod, Tigaon, Camarines Sur	15,000,000
Concreting of Sitio Pangulo FMR, Brgy. Maslog, Legaspi City, Albay	30,000,000
Concreting of Bugao-FMR, Brgy. Bugao, Bagamanoc, Catanduanes	15,000,000
Concreting of Purok 5, 6, & 7 Brgy. Inang FMR, Barangay Inang, Pilar, Sorsogon	12,000,000
Concreting of Zone 6 - Sitio Penafrancia, Brgy. Napo to Brgy. Ponso FMR, Brgy. Napo and Brgy. Ponso, Polangui, Albay	12,000,000
Concreting of Zone 6, Brgy. Apad - Brgy. Balangibang FMR, Brgy. Apad and Brgy. Balangibang, Polangui, Albay	12,000,000
Concreting of Brgy. San Francisco Salvacion FMR, Brgy. San Francisco Salvacion, Legazpi City, Albay	12,000,000
Concreting of Brgy. Cabarian to Brgy. Maonon FMR, Brgy. Cabarian and Brgy. Maonon, Ligao City, Albay	30,000,000
Concreting of Purok 6, Brgy. Gabao FMR, Brgy. Gabao, Irosin, Sorsogon	15,000,000
Concreting of Brgy. Candami FMR, Brgy. Candami, Libmanan, Camarines Sur	10,000,000
Concreting of Brgy. Malapoc FMR, Brgy. Malapoc, Donsol, Sorsogon	12,000,000
Concreting of Brgy. De Vera FMR, Brgy. De Vera, Donsol, Sorsogon	12,000,000
Concreting of Brgy. Ginangra FMR, Brgy. Ginangra, Magallanes, Sorsogon	14,000,000
Concreting of Brgy. Bato FMR, Brgy. Bato, Sorsogon City, Sorsogon	12,000,000
Concreting of Brgy. Dalupaon to Brgy. Tinalmud FMR, Brgy. Dalupaon and Brgy. Tinalmud, Pasacao, Camarines Sur	50,000,000
Concreting of Mt. Cagmasoso FMR, San Andres, Catanduanes	5,000,000
Concreting of Brgy. Bagong Sinag to Vito FMR, Brgy. Bagong Sinag, Siruma, Camarines Sur	10,000,000
Concreting of Brgy. San Francisco, Bombon to Brgy. Carangcang, Magarao FMR, Brgy. San Francisco, Bombon and Brgy. Carangcang, Magarao, Camarines Sur	10,000,000
Region VI - WESTERN VISAYAS	1,113,000,000
Concreting of Brgy. Guinatuan to Sitio Datag, Brgy. Tigbawan FMR, Brgy. Guinatuan and Brgy. Tigbawan, Madalag, Aklan	12,000,000
Concreting of Sitio Kuntang to Sitio Bato, Brgy. Ochando FMR, Brgy. Ochando, New Washington, Aklan	12,000,000
Concreting of Brgy. Sta. Cruz FMR, Brgy. Sta. Cruz, Lezo, Aklan	12,000,000
Concreting of Brgy. Vivo FMR, Brgy. Vivo, Tangalan, Aklan	12,000,000
Concreting of Sitio Wayang, Brgy. Poblacion 4 FMR, Brgy. Poblacion 4, Hamtic, Antique	12,000,000
Concreting of Brgy. Maybunga FMR, Brgy. Maybunga, Laua-an, Antique	50,000,000

NAME OF PROJECTS	AMOUNT IN PESOS
Concreting/ Opening of Sitio Proper, Brgy. Fernandez FMR, Brgy. Fernandez, Maayon, Capiz	12,000,000
Concreting of Sitio Tambobo to Sitio Macana, Brgy. Badiangon FMR, Brgy. Badiangon, President Roxas, Capiz	12,000,000
Concreting of Sitio Yabton, Brgy. Ilaya FMR, Brgy. Ilaya, Ivisan, Capiz	12,000,000
Concreting of Brgy. Malagab-i FMR, Brgy. Malagab-i, Cuartero, Capiz	12,000,000
Concreting of Brgy. San Roque to Brgy. Lapaz FMR, Brgy. San Roque and Brgy. Lapaz, Nueva Valencia, Guimaras	12,000,000
Concreting of Brgy. Adgao to Brgy. Tabat FMR, Brgy. Adgao and Brgy. Tabat, Tubungan, Iloilo	12,000,000
Concreting of Brgy. Poblacion 5 (Cayap) to Brgy. Kinagdan FMR, Brgy. Poblacion 5 (Cayap) and Brgy. Kinagdan, Igaras, Iloilo	12,000,000
Concreting of Brgy. Guihaman to Brgy. Buntatala FMR, Brgy. Guihaman and Brgy. Buntatala Leganes, Iloilo	12,000,000
Concreting of Sitio Magapa, Brgy. Monte Magapa FMR, Brgy. Monte Magapa, Janiuay, Iloilo	12,000,000
Concreting of Brgy. Gines Patag to Brgy. Janipaan Olo FMR, Brgy. Gines Patag and Brgy. Janipaan Olo, Cabatuan, Iloilo	12,000,000
Concreting of Sitio Alecia, Brgy. Serallo to Sitio Andagao, Brgy. San Juan Crisostomo FMR, Brgy. Serallo and Brgy. San Juan Crisostomo, Anilao, Iloilo	12,000,000
Concreting of Brgy. Silagon FMR, Brgy. Silagon, Ajuy, Iloilo	12,000,000
Concreting of Sitio Lo-oc, Brgy. Rizal FMR, Brgy. Rizal, Escalante City, Negros Occidental	12,000,000
Concreting of Brgy. Bunga FMR, Brgy. Bunga, Don Salvador Benedicto, Negros Occidental	12,000,000
Concreting of Brgy. Mabini FMR, Brgy. Mabini, Cadiz City, Negros Occidental	12,000,000
Concreting of Brgy. Poblacion 2 FMR, Brgy. Poblacion 2, Sagay City, Negros Occidental	12,000,000
Concreting of Brgy. Katilingban FMR, Brgy. Katilingban, Talisay City, Negros Occidental	13,000,000
Concreting of Brgy. Bagtic FMR, Brgy. Bagtic, Silay City, Negros Occidental	13,000,000
Concreting of Brgy. Guintorilan to Brgy. Batuan FMR, Brgy. Guintorilan and Brgy. Batuan, San Enrique, Negros Occidental	12,000,000
Concreting of Purok Aguntilang 2 to Purok Aguntilang 3, Brgy. Riverside FMR, Brgy. Riverside, Isabela, Negros Occidental	12,000,000
Concreting of Brgy. Nanunga FMR, Brgy. Nanunga, Hinigaran, Negros Occidental	12,000,000
Concreting of Brgy. Po-ok FMR, Brgy. Po-ok, Hinobaan, Negros Occidental	12,000,000
Concreting of Brgy. Rosario FMR, Brgy. Rosario, Malinao, Aklan	12,000,000
Concreting of Brgy. Antipolo to Brgy. Mambusao FMR, Brgy. Antipolo and Brgy. Mambusao, Ibaday, Aklan	12,000,000
Concreting of Brgy. Bulabud FMR, Brgy. Bulabud, Malinao, Aklan	12,000,000
Concreting of Brgy. Buena Fortuna FMR, Brgy. Buena Fortuna, Nabas, Aklan	12,000,000
Concreting of Brgy. Maloco FMR, Brgy. Maloco, Ibaday, Aklan	12,000,000
Concreting of Brgy. Candual to Brgy. Agbanban FMR, Brgy. Candual, Panay, Capiz	12,000,000
Concreting of Brgy. Cabugao to Brgy. Cabangahan FMR, Brgy. Cabugao and Brgy. Cabangahan, Panitan, Capiz	12,000,000
Concreting of Brgy. Cudangdang FMR, Brgy. Cudangdang, EB Magalona, Negros Occidental	12,000,000
Concreting of Brgy. Tabigue FMR, Brgy. Tabigue, EB Magalona, Negros Occidental	12,000,000
Concreting of Sitio Upos, Brgy. Lapayon FMR, Brgy. Lapayon, Leganes, Iloilo	12,000,000
Concreting of Sitio Muda to Sitio Calamaisan, Brgy. Lapayon FMR, Brgy. Lapayon, Leganes, Iloilo	12,000,000
Concreting of Brgy. Odiong to Brgy. Cubay FMR, Brgy. Odiong and Brgy. Cubay, Sibalom, Antique	50,000,000
Concreting of Brgy. Bagumbayan to Brgy. Bariri FMR, Brgy. Bagumbayan and Brgy. Bariri, Sibalom, Antique	50,000,000
Concreting of Sitio Culban to Sitio Campuntong, Brgy. Carabalan FMR, Brgy. Carabalan, Himamaylan City, Negros Occidental	12,500,000

NAME OF PROJECTS	AMOUNT IN PESOS
Concreting of Brgy. Linaon FMR, Brgy. Linaon, Cauayan, Negros Occidental	12,500,000
Concreting of Brgy. Tupaz FMR, Brgy. Tupaz, Carles, Iloilo	12,000,000
Concreting of Brgy. Alimango FMR, Brgy. Alimango, Escalante City, Negros Occidental	12,000,000
Concreting of Quinaroyan-Lourdes Javelosa Road, Brgy. San Pablo FMR, Brgy. San Pablo, Manapla, Negros Occidental	12,000,000
Concreting of Sitio Ipil-ipil, Brgy. Ardemil FMR, Brgy. Ardemil, Sara, Iloilo	12,000,000
Concreting of Brgy. Baong FMR, Brgy. Baong, Alimodian, Iloilo	12,000,000
Concreting of Sitio Turo-Turo to Sitio Amomoong, Brgy. Aglosong FMR, Brgy. Aglosong, Concepcion, Iloilo	12,000,000
Concreting of Purok Pinamus-an, Brgy. Camingawan FMR, Brgy. Camingawan, Kabankalan City, Negros Occidental	12,000,000
Concreting of Linigwan to Camulong to Maabay FMR, Brgy. Maabay, Sibunag, Guimaras	15,000,000
Concreting of Sitio Calangcang FMR, Brgy. 4, Sipalay, Negros Occidental	10,000,000
Concreting of Cabanbanan-Sambaludan FMR, Brgy. Cabanbanan and Brgy. Sambaludan, Oton, Iloilo	15,000,000
Concreting of Valencia-Bangladan-Calampitao FMR, Brgy. Bangladan, Miagao, Iloilo	15,000,000
Concreting of Brgy. Igbinangon FMR, Brgy. Igbinangon, San Joaquin, Iloilo	15,000,000
Concreting of Sitio Payab-on FMR, Brgy. Asia, Hinoba-an, Negros Occidental	10,000,000
Concreting of Brgy. Rivera FMR, Brgy. Rivera, Ibajay, Aklan	15,000,000
Concreting of Brgy. Marianos FMR, Brgy. Marianos, Numancia, Aklan	15,000,000
Concreting of Sitio Pin-as, Brgy. Sebaste FMR, Brgy. Sebaste, Sibunag, Guimaras	15,000,000
Concreting of Purok 4 Bangsa Birada FMR, Brgy. Mambugsay, Cauayan, Negros Occidental	10,000,000
Concreting of Brgy. Danao to Brgy. Calmay FMR, Brgy. Danao and Brgy. Calmay, Janiuay, Iloilo	20,000,000
Concreting of Brgy. Bato FMR, Brgy. Bato, Hinirangan, Negros Occidental	12,000,000
Concreting of Brgy. Dalid to Simsiman FMR (Along Duenas-Calinog Road), Brgy. Dalid, Calinog, Iloilo	12,000,000
Concreting of Brgy. Esparagoza - Brgy. Castillo FMR, Brgy. Esparagoza and Brgy. Castillo, Tibiao, Antique	12,000,000
Concreting of Brgy. Nueva Invencion 1 FMR, Brgy. Nueva Invencion 1, Barotac Viejo, Iloilo	15,000,000
Concreting of Brgy. Guintubhan FMR, Brgy. Guintubhan, Isabela, Negros Occidental	25,000,000
Concreting of Brgy. Bagroy FMR, Brgy. Bagroy, Binalbagan, Negros Occidental	25,000,000
Concreting of JNR-Sitio Bairan, Brgy. Malayu-an FMR, Brgy. Malayu-an, Ajuy, Iloilo	10,000,000
Concreting of Brgy. Mapulang Bato FMR, Brgy. Mapulang Bato, Dao, Capiz	10,000,000
Concreting of Sitio Pagba, Brgy. Cabagnaan FMR, Brgy. Cabagnaan, La Castellana, Negros Occidental	15,000,000
Concreting of Brgy. Tampalon to Brgy. Inapoy FMR, Brgy. Tampalon and Brgy. Inapoy, Kabankalan, Negros Occidental	5,000,000
Concreting of Brgy. Escalantera to Brgy. Nagquirisan FMR, Brgy. Escalantera and Brgy. Nagquirisan, San Joaquin, Iloilo	15,000,000
Concreting of Sitio Guisian, Brgy. Tatoy FMR, Brgy. Tatoy, Miagao, Iloilo	15,000,000
Concreting of Brgy. Binanua-an FMR, Brgy. Binanua-an, Guimbal, Iloilo	15,000,000
Concreting of Brgy. Talayatay to Brgy. Lumangan FMR, Brgy. Talayatay and Brgy. Lumangan, Igaras, Iloilo	15,000,000
Concreting of Brgy. Lanag Sur to Brgy. Teniente Benito FMR, Brgy. Lanag Sur and Brgy. Teniente Benito, Tubungan, Iloilo	15,000,000
Concreting of Sitio Lino Flores, Brgy. Baguingin FMR, Brgy. Baguingin, Tigbauan, Iloilo	13,000,000
Concreting of Sitio San Isidro to Sitio Jinis, Brgy. Botong, Oton, Iloilo	12,000,000

NAME OF PROJECTS	AMOUNT IN PESOS
Region VII - CENTRAL VISAYAS	935,250,000
Concreting of Brgy. Baucan Sur FMR, Brgy. Baucan Sur, Balilihan, Bohol	13,000,000
Concreting of Brgy. Cantalid FMR (Phase III), Brgy. Cantalid, Balilihan, Bohol	12,000,000
Concreting of Brgy. Lourdes FMR, Brgy. Lourdes, Cortes, Bohol	12,000,000
Concreting of Brgy. Malayo Sur FMR, Brgy. Malayo Sur, Cortes, Bohol	12,000,000
Concreting of Brgy. Casate, Ubay to Brgy. Corazon, San Miguel FMR, Brgy. Casate, Ubay and Brgy. Corazon, San Miguel, Bohol	30,000,000
Concreting of Brgy. Campapanog FMR, Brgy. Campapanog, Pres. C. P. Garcia, Bohol	13,000,000
Concreting of Brgy. Benliw FMR, Brgy. Benliw, Ubay, Bohol	13,000,000
Concreting of Brgy. Katipunan FMR, Brgy. Katipunan, Alicia, Bohol	12,000,000
Concreting of Brgy. Lungsodaan to Brgy. Tubod FMR, Brgy. Lungsodaan and Brgy. Tubod, Candijay, Bohol	12,000,000
Concreting of Brgy. Campo 7 FMR, Brgy. Campo 7, Minglanilla, Cebu	13,000,000
Concreting of Brgy. Tubod FMR, Brgy. Tubod, Sibonga, Cebu	12,000,000
Concreting of Cansuje to Ubaub FMR, Brgy. Cansuje, Argao, Cebu	12,000,000
Concreting of Brgy. Lengigon to Brgy. Anajao FMR, Brgy. Lengigon and Brgy. Anajao, Argao, Cebu	12,000,000
Concreting of Brgy. Balao to Kangdampas FMR, Brgy. Balao, Barili, Cebu	12,000,000
Concreting of Brgy. Cabasiangan, Balamban to Sitio Mangabon to Sitio Mapa, Brgy. Tagbao FMR, Brgy. Cabasiangan and Brgy. Tagbao, Cebu City	13,000,000
Concreting of Brgy. Bitoon to Brgy. Malingin FMR, Brgy. Bitoon and Brgy. Malingin, Daangbantayan, Cebu	12,000,000
Concreting of Brgy. Tag-ube FMR, Brgy. Tag-ube, Compostela, Cebu	12,000,000
Concreting of Brgy. Sta. Cruz FMR, Brgy. Sta. Cruz, San Francisco, Cebu	12,000,000
Concreting of Brgy. Cabadiangan FMR, Brgy. Cabadiangan, Alcantara, Cebu	12,000,000
Concreting of Brgy. Mangaco to Cambagte FMR (Phase II), Brgy. Mangaco, Ginatilan, Cebu	12,000,000
Concreting of Libo, Alegria-Tolosa, Malabuyoc FMR, Brgy. Libo, Alegria, Cebu	12,000,000
Concreting of Brgy. Sudlon II FMR, Brgy. Sudlon II, Cebu City, Cebu	12,000,000
Concreting of Brgy. Tagbao FMR, Brgy. Tagbao, Cebu City, Cebu	12,000,000
Concreting of Brgy. Pulang Bato FMR, Brgy. Pulang Bato, Cebu City, Cebu	12,000,000
Concreting of Brgy. Apanangon FMR, Brgy. Apanangon, Jimalalud, Negros Oriental	12,000,000
Concreting of Brgy. Bagtic, La Libertad to Brgy. Balogo, Guihulngan City FMR, Brgy. Bagtic, La Libertad and Brgy. Balogo, Guihulngan City, Negros Oriental	12,000,000
Concreting of Crossing Sitio Halas to Sitio Tinangnan, Brgy. Cambagahan FMR, Brgy. Cambagahan, Bais City, Negros Oriental	12,000,000
Concreting of Sitio Proper to Sitio Cansumagao FMR, Brgy. Old Namangka FMR, Brgy. Old Namangka, Mabinay, Negros Oriental	12,000,000
Concreting of Brgy. Banawe FMR, Brgy. Banawe, Pamplon, Negros Oriental	12,000,000
Concreting of Brgy. Timbao FMR, Brgy. Timbao, Bacong, Negros Oriental	12,000,000
Concreting of Brgy. Tabuan FMR, Brgy. Tabuan, Bayawan City, Negros Oriental	12,000,000
Concreting of Brgy. Talayong to Sitio Bonacan FMR, Brgy. Talayong, Lazi, Siquijor	12,000,000
Concreting of Brgy. Tan-awan FMR, Brgy. Tan-awan, Tubigon, Bohol	15,000,000
Concreting of Brgy. Bagacay Kawayan to Brgy. Bagacay Saong FMR, Brgy. Bagacay Kawayan and Brgy. Bagacay Saong, Loon, Bohol	15,000,000
Concreting of Brgy. Zamora FMR, Brgy. Zamora, Talibon, Bohol	15,000,000
Concreting of Brgy. Cambansag to Brgy. Cansague to Brgy. Baunos FMR, Brgy. Cambansag, Brgy. Cansague and Brgy. Baunos, San Isidro, Bohol	15,000,000
Concreting of Brgy. Bagacay FMR, Brgy. Bagacay, Dauin, Negros Oriental	12,000,000

NAME OF PROJECTS	AMOUNT IN PESOS
Concreting of Brgy. Cabangahan FMR, Brgy. Cabangahan, Siaton, Negros Oriental	12,000,000
Concreting of Brgy. Nagbinlod FMR, Brgy. Nagbinlod, Sta. Catalina, Negros Oriental	12,000,000
Concreting of Brgy. Nabago FMR, Brgy. Nabago, Zamboanguita, Negros Oriental	12,000,000
Concreting of Brgy. Mangaco to Brgy. Cambagte FMR Phase II, Brgy. Mangaco, Ginatilan, Cebu	15,000,000
Concreting of Brgy. Libo FMR, Brgy. Libo, Alegria, Cebu	15,000,000
Concreting of Brgy. El Pardo to Brgy. Nangka FMR, Brgy. El Pardo and Brgy. Nangka, Boljoon, Cebu	25,000,000
Concreting of Brgy. Taboc FMR, Brgy. Taboc, Danao City, Cebu	25,000,000
Concreting of Brgy. Adlaon FMR, Brgy. Adlaon, Cebu City, Cebu	12,000,000
Concreting of Brgy. Balili FMR, Brgy. Balili, Valencia, Negros Oriental	12,000,000
Concreting of Brgy. Canghunog-hunog FMR, Brgy. Canghunog-hunog, Siquijor, Siquijor	12,000,000
Concreting of Brgy. Guadalupe FMR, Brgy. Guadalupe, Carmen, Bohol	12,000,000
Concreting of Brgy. Kanluhangon FMR, Brgy. Kanluhangon, Tabuelan, Cebu	12,000,000
Concreting of Brgy. Martilo to Brgy. Pangca FMR, Brgy. Martilo and Brgy. Pangca, La Libertad, Negros Oriental	12,000,000
Concreting of Brgy. Mulaw FMR, Brgy. Mulaw, Compostela, Cebu	15,000,000
Concreting of Sitio Paliran, Brgy. Pinucauan to Brgy. Guba FMR, Brgy. Pinucauan and Brgy. Guba, Vallehermoso, Negros Oriental	10,000,000
Concreting of Brgy. Sab-a to Brgy. Libaong FMR, Brgy. Sab-a and Brgy. Libaong, San Remigio, Cebu	15,000,000
Concreting of Cagsing-Salamanca FMR at Brgy. Cagsing and Salamanca, Ginatilan, Cebu	15,000,000
Concreting of Domolog - Matobato FMR, Brgys. Domolog and Matobato, Bindoy, Negros Oriental	10,000,000
Concreting of Sitio Bawos-bawos, Brgy. Lanipga FMR, Carmen, Cebu	15,000,000
Concreting of Brgy. Putian to Brgy. Patao FMR, Brgy. Putian and Brgy. Patao, Bantayan, Cebu	15,000,000
Concreting of Tigbao-Santicon FMR at Brgy. Tigbao and Santicon, Badian, Cebu	15,000,000
Concreting of Bagtic - Talaon FMR, Brgys. Bagtic and Talaon, La Libertad, Negros Oriental	10,000,000
Concreting of Brgy. Cuanos to Camp 7 FMR, Brgy. Cuanos, Talisay City, Cebu	5,250,000
Concreting of Brgy. Garing FMR, Brgy. Garing, Consolacion, Cebu	12,000,000
Concreting of Purok 6, Brgy. Ilaud to Purok 7, Brgy. Lumbay FMR, Brgy. Ilaud and Brgy. Lumbay, Pilar, Bohol	12,000,000
Concreting of Brgy. Pamutan FMR, Brgy. Pamutan, Cebu City, Cebu	15,000,000
Concreting of Brgy. Bogo FMR, Brgy. Bogo, Carlos P. Garcia, Bohol	12,000,000
Concreting of Brgy. Canmangao FMR, Brgy. Canmangao, Carlos P. Garcia, Bohol	12,000,000
Concreting of Brgy. Balugo to Brgy. Candau-ay to Brgy. Camanjac FMR, Dumaguete City, Negros Oriental	30,000,000
Concreting of Brgy. Tacloban FMR, Brgy. Tacloban, Siquijor, Siquijor	20,000,000
Concreting of National Highway to Sitio Cantulados, Brgy. Olang FMR, Brgy. Olang, Maria, Siquijor	10,000,000
Concreting of Brgy. Larapan FMR, Brgy. Larapan, Jagna, Bohol	5,000,000
Concreting of Brgy. Genomoan FMR, Brgy. Genomoan, Loon, Bohol	5,000,000
Concreting of Brgy. Baucan Norte FMR, Brgy. Baucan Norte, Balilihan, Bohol	10,000,000
Region VIII - EASTERN VISAYAS	1,612,090,000
Concreting of Brgy. Salvacion Farm-Langit FMR (Phase II), Brgy. Salvacion, Alangalang, Leyte	15,000,000
Concreting of Brgy. 103 Palanog to Brgy. 103-A Paglaum FMR, San Miguel, Leyte	15,840,000
Concreting of Sitio Diyo to Sitio Kapitungan, Brgy. Libo FMR, Brgy. Libo, Carigara, Leyte	12,000,000

NAME OF PROJECTS	AMOUNT IN PESOS
Concreting of Brgy. San Isidro to Brgy. Osmeña FMR, MacArthur, Brgy. San Isidro and Brgy. Osmeña, Leyte	12,000,000
Concreting of Brgy. Villalon to Brgy. Labtic to Brgy. Bunacan FMR, Calubian, Leyte	24,000,000
Concreting of Brgy. San Francisco to Brgy. Bantigue FMR, Brgy. San Francisco and Brgy. Bantigue, Isabel, Leyte	17,000,000
Concreting of Brgy. Hinagbuan to Brgy. Belen to Brgy. Catigahan FMR, Brgy. Hinagbuan to Brgy. Belen to Brgy. Catigahan, Palompon, Leyte	20,000,000
Concreting of Odiong to Hemat-e, Water System Source FMR, Brgy. Odiong, Javier, Leyte	13,000,000
Concreting of Brgy. Canyuom-Cagnituan FMR, Brgy. Canyuom and Brgy. Cagnituan, Maasin City, Southern Leyte	12,000,000
Concreting of Brgy. Libhu-Brgy. Tomoy-Tomoy FMR, Brgy. Libhu and Brgy. Tomoy-Tomoy, Maasin City, Southern Leyte	12,000,000
Concreting of Brgy. Carnaga to Brgy. Manlico FMR, Brgy. Carnaga and Brgy. Manlico, Saint Bernard, Southern Leyte	12,000,000
Concreting of Brgy. Inasuyan FMR (Phase III), Brgy. Inasuyan, Kawayan, Biliran	15,000,000
Concreting of Brgy. Villaconsuelo FMR (Phase II), Brgy. Villaconsuelo, Naval, Biliran	15,000,000
Concreting of Brgy. Villa Cornejo FMR, Brgy. Villa Cornejo, Kawayan, Biliran	15,000,000
Concreting of Brgy. Masagaosao to Brgy. Tubig Guinoo FMR, Brgy. Masagaosao and Brgy. Tubig Guinoo, Kawayan, Biliran	15,000,000
Opening/Concreting of Sitio Casapa, Brgy. 4-Brgy. Mabuhay-Brgy. Agsaman FMR (Phase II), Jipapad, Eastern Samar	15,000,000
Concreting of Sitio Kapatagan, Brgy. Antipolo FMR, Brgy. Antipolo, Llorente, Eastern Samar	13,000,000
Concreting of Brgy. Polangi to Brgy. Paticua FMR, Brgy. Polangi and Brgy. Paticua, Catarman, Northern Samar	13,000,000
Concreting of Brgy. Ligaya to Brgy. Buenavista FMR, Brgy. Ligaya and Brgy. Buenavista, Rosario, Northern Samar	12,000,000
Concreting of Brgy. Bangon-Brgy. Guibuangan FMR (Phase II), Brgy. Bangon and Brgy. Guibuangan, Gamay, Northern Samar	13,000,000
Concreting of Brgy. Bonifacio-Brgy. Lonoy FMR, Phase II, Brgy. Bonifacio and Brgy. Lonoy, Gamay, Northern Samar	13,000,000
Concreting of Brgy. San Jose-Brgy. Langoyon FMR, Phase II, Brgy. San Jose and Brgy. Langoyon, Calbayog City, Samar	13,000,000
Concreting of Brgy. Concord FMR, Brgy. Concord, Hinabangan, Samar	13,000,000
Concreting of Brgy. San Vicente FMR, Brgy. San Vicente, Catbalogan City, Samar	13,000,000
Concreting of Brgy. Tanauan to Brgy. San Antonio FMR, Brgy. Tanauan and Brgy. San Antonio, Palo, Leyte	25,000,000
Concreting of Brgy. Tabangohay FMR, Brgy. Tabangohay, Alangalang, Leyte	12,500,000
Concreting of Brgy. Zone 2 FMR, Brgy. Zone 2, Sta. Fe, Leyte	12,500,000
Concreting of Brgy. Malaguinabot to Brgy. Capilihan FMR, Brgy. Malaguinabot and Brgy. Capilihan, San Miguel, Leyte	25,000,000
Concreting of Brgy. Pasulhugon to Brgy. Villa Magsaysay FMR, Brgy. Pasulhugon and Brgy. Villa Magsaysay, Babatngon, Leyte	25,000,000
Concreting of Brgy. Caraycaray to Brgy. Kinalumsan FMR, Brgy. Caraycaray and Brgy. Kinalumsan, San Miguel, Leyte	15,000,000
Concreting of Brgy. Santol to Brgy. Borseth FMR, Brgy. Santol and Brgy. Borseth, Alangalang, Leyte	37,500,000
Concreting of Brgy. Aslum FMR, Brgy. Aslum, Alangalang, Leyte	12,500,000
Concreting of Brgy. San Diego to Sitio Mahanlod FMR, Brgy. San Diego, Alangalang, Leyte	12,500,000
Concreting of Brgy. Virginia to Brgy. Calipayan FMR, Brgy. Virginia and Brgy. Calipayan, Culaba, Biliran	12,500,000

NAME OF PROJECTS	AMOUNT IN PESOS
Concreting of Brgy. Cogon to Brgy. Buracan, Brgy. Cogon, La Paz, Leyte	12,500,000
Concreting of Brgy. Tarugan to Brgy. Sta. Elena FMR, Brgy. Tarugan, La Paz, Leyte	12,500,000
Concreting of Brgy. Bagacay West to Brgy. Bongtod FMR, Brgy. Bagacay West, La Paz, Leyte	12,500,000
Concreting of Brgy. Canbafiez to Brgy. Pob. District 1 FMR, Brgy. Canbafiez, La Paz, Leyte	12,500,000
Concreting of Brgy. Herrera to Brgy. Igang FMR, Brgy. Herrera, Calubian, Leyte	12,500,000
Concreting of Brgy. Cantonghao to Brgy. Malobago FMR, Brgy. Cantonghao, Calubian, Leyte	12,500,000
Concreting of Brgy. Herrera to Brgy. Cantonghao FMR, Brgy. Herrera, Calubian, Leyte	12,500,000
Concreting of Brgy. San Vicente to Brgy. Canmogsay FMR, Brgy. San Vicente and Brgy. Canmogsay, Tolosa, Leyte	12,500,000
Concreting of Brgy. Cambahanon FMR, Brgy. Cambahanon, Alangalang, Leyte	12,500,000
Concreting of Brgy. Teraza FMR, Brgy. Teraza, Palo, Leyte	12,500,000
Concreting of Brgy. San Isidro to Brgy. San Juan FMR, Brgy. San Isidro and Brgy. San Juan, Lavezares, Northern Samar	30,000,000
Concreting of Brgy. Pitogo to Sitio Anglit FMR, Brgy. Pitogo, Sta. Fe, Leyte	12,500,000
Concreting of Brgy. Panda to Brgy. Abre FMR, Brgy. Panda and Brgy. Abre, Dagami, Leyte	25,000,000
Concreting of Brgy. Canapuan FMR, Brgy. Canapuan, Jaro, Leyte	12,500,000
Concreting of Brgy. Abejao to Brgy. Naparaan FMR, Brgy. Abejao and Brgy. Naparaan, Salcedo, Eastern Samar	24,000,000
Concreting of Brgy. 103-A Paglaum FMR, Brgy. 103-A Paglaum, Tacloban City, Leyte	100,000,000
Concreting of Brgy. 100 San Roque FMR, Brgy. 100 San Roque, Tacloban City, Leyte	100,000,000
Concreting of Brgy. 100 Palanog FMR, Brgy. 100 Palanog, Tacloban City, Leyte	100,000,000
Concreting of Brgy. Cantarawis FMR, Brgy. Cantarawis, Tolosa, Leyte	12,500,000
Concreting of Brgy. Camire FMR, Brgy. Camire, Tanauan, Leyte	12,500,000
Concreting of Sitio Libas, Brgy. Mudburon FMR, Brgy. Mudburon, Alangalang, Leyte	12,500,000
Concreting of Brgy. Sangputan to Brgy. Malibago FMR, Brgy. Sangputan and Brgy. Malibago, Babatngon, Leyte	25,000,000
Concreting of Brgy. Sambulawan to Brgy. Capiñahan FMR, Brgy. Sambulawan and Brgy. Capiñahan, Villaba, Leyte	25,000,000
Concreting of Brgy. Tinghub to Brgy. Catagbacan FMR, Brgy. Tinghub and Brgy. Catagbacan, Villaba, Leyte	12,500,000
Concreting of Brgy. Atipolo to Brgy. Baras FMR, Brgy. Atipolo and Brgy. Baras, Tanauan, Leyte	12,500,000
Concreting of Brgy. San Isidro FMR, Brgy. San Isidro, Tanauan, Leyte	12,500,000
Concreting of Brgy. Cabarasan Daku to Brgy. San Agustin FMR, Brgy. Cabarasan Daku and Brgy. San Agustin, Palo, Leyte	12,500,000
Concreting of Brgy. Veteranos to Brgy. San Diego FMR, Brgy. Veteranos and Brgy. San Diego, Alangalang, Leyte	12,500,000
Concreting of Sitio Casilion, Brgy. San Roque to Brgy. Bulod FMR, Brgy. San Roque and Brgy. Bulod Sta. Fe, Leyte	12,500,000
Concreting of Brgy. Barayong to San Miguelay to Brgy. San Isidro FMR, Palo and Sta. Fe, Leyte	12,500,000
Concreting of Brgy. Cabilao to Brgy. Calaasan FMR, Brgy. Cabilao to Brgy. Calaasan, Alangalang, Leyte	12,500,000
Concreting of Brgy. Cabatianuhan to Brgy. Capilihan FMR, Brgy. Cabatianuhan and Brgy. Capilihan, San Miguel, Leyte	12,500,000
Concreting of Brgy. Villa Caneja FMR, Brgy. Villa Caneja, Naval, Biliran	12,000,000
Concreting of Brgy. Cabungaan FMR, Brgy. Cabungaan, Naval, Biliran	12,000,000
Concreting of Brgy. Hilusig to Brgy. Magsuganao FMR, Brgy. Hilusig and Brgy. Magsuganao, Mahaplag, Leyte	12,000,000
Concreting of Buyayowon-Brgy. San Roque-Brgy. 02 Poblacion FMR, Mercedes, Eastern Samar	20,000,000
Concreting of Brgy. Cancayang - Sitio Samuyaw, Brgy. Cancayang, Javier, Leyte	15,000,000

NAME OF PROJECTS	AMOUNT IN PESOS
Concreting of Brgy. Anahaw - Brgy. Himacugo FMR, Brgy. Anahaw and Brgy. Himacugo, Hindang, Leyte	15,000,000
Concreting of Brgy. Marvel to Brgy. Looc FMR, Brgy. Marvel and Brgy. Looc, Culaba, Biliran	15,000,000
Concreting of Brgy. Bagte - Brgy. Cambilla FMR Phase III, Brgy. Bagte and Brgy. Cambilla, Quinapondan, Eastern Samar	15,000,000
Concreting of Brgy. Libjo FMR, Brgy. Libjo, Catarman, Northern Samar	15,000,000
Concreting of Kankinaway-Laoangan-Rombang-Ilong Bukid FMR, Pambujan, Northern Samar	15,000,000
Opening/Concreting of Brgy. San Roque - Brgy. Denigpian FMR, Brgy. San Roque and Brgy. Denigpian, Dolores, Eastern Samar	20,000,000
Concreting of Sitio Canlahi, Brgy. San Miguel FMR, Brgy. San Miguel, Balangiga, Eastern Samar	21,000,000
Concreting of Sito Ansay, Brgy. Union FMR, Brgy. Union, Caibiran, Biliran	15,000,000
Concreting of Brgy. Sumangga FMR, Brgy. Sumangga, Ormoc City, Leyte	5,250,000
Concreting of Quezon to San Isidro FMR, Brgy. Quezon and Brgy. San Isidro, San Jorge, Samar	10,000,000
Concreting of Sto. Nino to Gerali FMR, Brgy. Sto. Nino and Brgy. Gerali, Gandara, Samar	11,000,000
Concreting of Tominamos to Maligaya FMR (Phase 1), Brgy. Tominamos and Brgy. Maligaya, Sta. Rita, Samar	10,000,000
Concreting of Brgy. Curry FMR, Brgy. Curry, Lope de Vega, Northern Samar	21,000,000
Concreting of Brgy. Hollywood to Brgy. Salug FMR, Brgy. Hollywood and Brgy. Salug, Guiuan, Eastern Samar	10,000,000
Concreting/Improvement of Brgy. Naparaan - Brgy. Seguinon FMR, Brgy. Naparaan and Brgy. Seguinon, Salcedo, Eastern Samar	10,000,000
Concreting of Brgy. Malbog - Brgy. Poblacion FMR, Brgy. Malbog and Brgy. Poblacion, Salcedo, Eastern Samar	10,000,000
Concreting of Brgy. Burac - Brgy. Mabuhay FMR, Brgy. Burac and Brgy. Mabuhay, Oras, Eastern Samar	11,000,000
Concreting of Brgy. Paguite-Brgy. Gebonawan FMR, Brgy. Paguite and Brgy. Gebonawan, Lope de Vega, Northern Samar	25,000,000
Concreting of Catigbian-Palmera FMR, Brgy. Catigbian and Brgy. Palmera, Laoang, Northern Samar	10,000,000
Concreting of Brgy. San Isidro to Brgy. Sta. Cruz FMR, Brgy. San Isidro and Brgy. Sta. Cruz, Giporlos, Eastern Samar	15,000,000
Region IX - ZAMBOANGA PENINSULA	638,460,000
Concreting of Brgy. Kapatagan-Brgy. Masola FMR, Brgy. Kapatagan and Brgy. Masola, Isabela City, Basilan	13,000,000
Concreting of Brgy. Calvario FMR Phase II, Brgy. Calvario, Isabela City, Basilan	12,000,000
Concreting of Sitio Lacumba, Brgy. Limpapa FMR, Brgy. Limpapa, Zamboanga City	13,000,000
Concreting of Sitio Muruk, Brgy. Pasonanca FMR, Brgy. Pasonanca, Zamboanga City	12,000,000
Concreting of Buenagatas FMR, Brgy. Boalan, Zamboanga City	13,000,000
Concreting of Brgy. Lumayang FMR, Brgy. Lumayang, Zamboanga City	12,000,000
Concreting of Brgy. Mabuhay FMR, Brgy. Mabuhay, Rizal, Zamboanga del Norte	13,000,000
Concreting of Brgy. Sto. Tomas to Brgy. Poblacion FMR, Brgy. Sto. Tomas and Brgy. Poblacion, Mutia, Zamboanga del Norte	12,000,000
Concreting of Brgy. Pange FMR, Brgy. Pange, Siayan, Zamboanga del Norte	13,000,000
Concreting of Brgy. Balok FMR, Brgy. Balok, Katipunan, Zamboanga del Norte	12,000,000
Concreting of Brgy. Molos FMR Phase II, Brgy. Molos, Tampilisan, Zamboanga Del Norte	13,000,000
Concreting of Brgy. Proper-Sitio Guimba Parang FMR, Brgy. Malayal, Sibuco, Zamboanga del Norte	12,000,000
Concreting of Brgy. Lapatan FMR, Brgy. Lapatan, Labason, Zamboanga del Norte	13,000,000

NAME OF PROJECTS	AMOUNT IN PESOS
Concreting of Brgy. Laperian FMR, Brgy. Laperian, Tukuran, Zamboanga del Sur	13,000,000
Concreting of Sitio Lumataw, Brgy. Gubang FMR, Brgy. Gubang, Pagadian City, Zamboanga del Sur	12,000,000
Concreting of Brgy. Kaangayan FMR, Brgy. Kaangayan, Mahayag, Zamboanga del Sur	13,000,000
Concreting of Brgy. Luanan FMR, Brgy. Luanan, Lapuyan, Zamboanga del Sur	13,000,000
Concreting of Brgy. Lintum to Brgy. Litan FMR, Brgy. Lintum, Guipos, Zamboanga del Sur	12,000,000
Concreting of Brgy. Liguac to Brgy. Tongao FMR, Brgy. Liguac, Pitogo, Zamboanga del Sur	12,000,000
Concreting of Brgy. Lobing FMR, Brgy. Lobing, Diplahan, Zamboanga Sibugay	13,000,000
Concreting of Brgy. Tinongtongan FMR, Brgy. Tinongtongan, Diplahan, Zamboanga Sibugay	12,000,000
Concreting of Purok Palmera to Purok Sampaguita, Brgy. Malagandis FMR, Brgy. Malagandis, Titay, Zamboanga Sibugay	12,000,000
Concreting of Brgy. Timalang FMR Phase II, Brgy. Timalang, Ipil, Zamboanga Sibugay	12,000,000
Concreting of Brgy. D. Riconalla FMR, Brgy. D. Riconalla, Siocon, Zamboanga del Norte	12,960,000
Concreting of Brgy. Lawagan FMR, Brgy. Lawagan, Labason, Zamboanga del Norte	12,000,000
Concreting of Brgy. Bagalupa FMR, Brgy. Bagalupa, Labangan, Zamboanga Del Sur	12,000,000
Concreting of Brgy. Sto. Rosario FMR, Brgy. Sto. Rosario, RT Lim, Zamboanga Sibugay	12,000,000
Concreting of Brgy. Bato FMR, Brgy. Bato, Siay, Zamboanga Sibugay	12,000,000
Concreting of Brgy. Tigpalay FMR, Brgy. Tigpalay, Tungawan, Zamboanga Sibugay	12,000,000
Concreting of Brgy. Manga-Kan Alih FMR, Brgy. Manga Kan-Alih, Luuk, Sulu	5,250,000
Concreting of Brgy. Camanga to Brgy. Sto. Rosario FMR, Brgys. Camanga and Sto. Rosario, Tukuran, Zamboanga del Sur	15,000,000
Concreting of Brgy. Upper Salug Daku FMR, Brgy. Upper Salug Daku, Mahayag, Zamboanga del Sur	15,000,000
Concreting of Bagong Misamis - Bagong Silao FMR, Brgy. Bagong Misamis and Brgy. Bagong Silao, Dumalinao, Zamboanga del Sur	5,250,000
Concreting of Brgy. Lumbang to Brgy. Kumalarang FMR, Brgy. Lumbang and Brgy. Kumalarang, Isabela City, Basilan	21,000,000
Concreting of Brgy. Anak Jati FMR, Brgy. Anak Jati, Maimbung, Sulu	12,000,000
Concreting of Brgy. Limaong FMR, Brgy. Limaong, Zamboanga City	25,000,000
Concreting of Brgy. Mampang FMR, Brgy. Mampang, Zamboanga City	15,000,000
Concreting of Brgy. Curuan FMR, Brgy. Curuan, Zamboanga City	25,000,000
Concreting of Brgy. Manicahan FMR, Brgy. Manicahan, Zamboanga City	15,000,000
Concreting of Brgy. Vitali FMR, Brgy. Vitali, Zamboanga City	20,000,000
Concreting of Purok 6, Brgy. Lumbangan FMR, Brgy. Lumbangan, Zamboanga City	15,000,000
Concreting of Sitio Calingac to KM 18, Brgy. Bunguaio FMR, Brgy. Bunguaio, Zamboanga City	15,000,000
Concreting of Sitio Lipocon, Brgy. Bolong FMR Phase II, Brgy. Bolong, Zamboanga City	15,000,000
Concreting of Sitio Sapa Kolebra (Sapamoro) Brgy. Latuan FMR, Brgy. Latuan, Zamboanga City	15,000,000
Concreting of Brgy. Natan FMR, Brgy. Natan, Diplahan, Zamboanga Sibugay	15,000,000
Concreting of Brgy. Ubay FMR, Brgy. Ubay, Labson, Zamboanga del Norte	5,000,000
Concreting of Brgy. Ipil Heights FMR, Brgy. Ipil Heights, Olegario, Zamboanga Sibugay	5,000,000
Concreting of Brgy. Lianutan - Bud Jintan FMR, Brgy. Lianutan, Luuk, Sulu	20,000,000
Region X - NORTHERN MINDANAO	827,750,000
Concreting of Brgy. Sto. Niño FMR, Brgy. Sto. Niño, Talakag, Bukidnon	14,000,000
Concreting of Brgy. Dahilayan FMR, Brgy. Dahilayan, Manolo Fortich, Bukidnon	14,000,000
Concreting of Sitio Damitan, Brgy. Dalwangan FMR, Brgy. Dalwangan, Malaybalay City, Bukidnon	15,000,000

NAME OF PROJECTS	AMOUNT IN PESOS
Concreting of Sitio Kibarok, Brgy. Casisang FMR, Brgy. Casisang, Malaybalay City, Bukidnon	15,000,000
Concreting of Purok 1, Brgy. Minongan FMR, Brgy. Minongan, Quezon, Bukidnon	15,000,000
Concreting of Brgy. Kiara FMR, Brgy. Kiara, Don Carlos, Bukidnon	15,000,000
Concreting of Mt. Pisgah, Brgy. Lilingayon FMR, Brgy. Lilingayon, Valencia City, Bukidnon	13,000,000
Concreting of Brgy. Malinao to Sitio Imbarix, Brgy. Malinao FMR, Brgy. Malinao, Kalilangan, Bukidnon	13,000,000
Concreting of Brgy. Maac, Guinsiliban to Brgy. San Miguel, Mahinog FMR, Brgy. Maac, Guinsiliban and Brgy. San Miguel, Mahinog, Camiguin	15,000,000
Concreting of Sitio Sandayong to Sitio Lisbong, Brgy. North Poblacion FMR, Brgy. North Poblacion, Guinsiliban, Camiguin	15,000,000
Concreting of Brgy. Napo FMR Phase II, Brgy. Napo, Linamon, Lanao del Norte	24,000,000
Concreting of Purok 3, Brgy. Purakan FMR, Brgy. Purakan, Linamon, Lanao del Norte	24,000,000
Concreting of Brgy. Bagong Badian to San Isidro FMR, Brgy. Bagong Badian, Kapatagan, Lanao del Norte	24,000,000
Concreting of Brgy. Magpatao to Gumagamot to Rawan FMR, Brgy. Magpatao, Lala, Lanao del Norte	12,000,000
Concreting of Sitio Mapalad, Brgy. Dalipuga FMR, Brgy. Dalipuga, Iligan City, Lanao del Norte	12,000,000
Concreting of Sitio Paitan to Sitio Bulalang, Brgy. Dalipuga FMR, Brgy. Dalipuga, Iligan City, Lanao del Norte	15,000,000
Concreting of Brgy. Mantukoy FMR, Brgy. Mantukoy, Concepcion, Misamis Occidental	15,000,000
Concreting of Sitio Looc, Brgy. Libertad FMR, Brgy. Libertad, Sapang Dalaga, Misamis Occidental	15,000,000
Concreting of Purok 5, Brgy. Tinacla-an to Balulaw FMR, Brgy. Tinacla-an, Clarin, Misamis Occidental	12,000,000
Concreting of Brgy. Silongon-Maribojoc-Placer-Sinuza FMR, Brgy. Silongon, Tudela, Misamis Occidental	15,000,000
Concreting of Sitio Salahon-Bunal, Brgy. Alipuaton FMR, Brgy. Alipuaton, Salay, Misamis Oriental	15,000,000
Concreting of Brgy. Artadi FMR, Brgy. Artadi, Magsaysay, Misamis Oriental	15,000,000
Concreting of Brgy. Plaridel FMR, Brgy. Plaridel, Claveria, Misamis Oriental	15,000,000
Concreting of Brgy. Jampason FMR, Brgy. Jampason, Initao, Misamis Oriental	12,000,000
Concreting of Brgy. Tagpangi FMR, Brgy. Tagpangi, Cagayan de Oro City, Misamis Oriental	15,000,000
Concreting of Brgy. Lumbia FMR, Brgy. Lumbia, Cagayan de Oro City, Misamis Oriental	12,000,000
Concreting of Sitio Palalan, Brgy. Tablon FMR, Brgy. Tablon, Cagayan de Oro City, Misamis Oriental	15,000,000
Concreting of Brgy. Cugman FMR, Brgy. Cugman, Cagayan de Oro City, Misamis Oriental	15,000,000
Concreting of Brgy. Poblacion to Brgy. Lupiagan FMR, Brgy. Poblacion and Brgy. Lupiagan, Sumilao, Bukidnon	12,000,000
Concreting of Brgy. Aludas FMR, Brgy. Aludas, Damulog, Bukidnon	12,000,000
Concreting of Brgy. Mapayag FMR, Brgy. Mapayag, Malaybalay City, Bukidnon	12,000,000
Concreting of Brgy. Laligan FMR, Brgy. Laligan, Valencia City, Bukidnon	12,000,000
Concreting of Brgy. Cuña - Cabadiangan FMR, Brgy. Cuña, Sagay, Camiguin	12,000,000
Concreting of Sitio Dimaligpi to Sitio Lita to Sitio Tampunay, Brgy. Bacnit FMR, Brgy. Bacnit, Sagay, Camiguin	12,000,000
Concreting of Brgy. Bosque FMR, Brgy. Bosque, Linamon, Lanao del Norte	12,000,000
Concreting of Brgy. Pinuyak to El Salvador FMR, Brgy. Pinuyak, Lala, Lanao del Norte	12,000,000
Concreting of Brgy. Dulag FMR Phase II, Brgy. Dulag, Iligan City, Lanao del Norte	12,000,000
Concreting of Brgy. Apil FMR, Brgy. Apil, Oroquieta City, Misamis Occidental	12,000,000
Concreting of Brgy. Upper Usugan FMR, Brgy. Upper Usugan, Bonifacio, Misamis Occidental	12,000,000
Concreting of Brgy. Malinao FMR, Brgy. Malinao, Gingoog City, Misamis Oriental	12,000,000

NAME OF PROJECTS	AMOUNT IN PESOS
Concreting of Brgy. Sinayawan FMR, Brgy. Sinayawan, Valencia City, Bukidnon	5,250,000
Concreting of Brgy. Pantao-Cambong Road, Brgy. Pantao, Poona Bayabao, Lanao del Sur	5,250,000
Concreting of Brgy. Capucao Proper FMR, Brgy. Capucao Proper, Ozamiz City, Misamis Occidental	17,250,000
Concreting of Brgy. Lapad to Brgy. Lourdes FMR, Brgy. Lapad and Brgy. Lourdes, Laguindingan, Misamis Oriental	10,000,000
Concreting of Purok 9 to Purok 9a, Brgy. North Poblacion FMR, Brgy. North Poblacion, Maramag, Bukidnon	30,000,000
Concreting of Brgy. Kipaypayon to Brgy. Lumintao FMR, Brgy. Kipaypayon and Brgy. Lumintao, Quezon, Bukidnon	50,000,000
Concreting of Brgy. Balangigay FMR, Brgy. Balangigay, Kitaotao, Bukidnon	50,000,000
Concreting of Brgy. Maputi FMR, Brgy. Maputi, Naawan, Misamis Oriental	10,000,000
Concreting of Brgy. Malinao FMR, Brgy. Malinao, Gingoog City, Misamis Oriental	25,000,000
Concreting of Brgy. Malingaw, Tubod to Brgy. Sto. Nino, Baroy FMR, Brgy. Malingaw, Tubod and Brgy. Sto. Nino, Baroy, Lanao del Norte	20,000,000
Concreting of Brgy. Gadongan - Tangcal Poblacion FMR, Brgy. Gadongan, Tubaran, Lanao del Sur	10,000,000
Concreting of CIVOLEG to San Isidro (Campsite), Brgy. Lunotan FMR, Brgy. Lunotan, Gingoog City, Misamis Oriental	25,000,000
Region XI - DAVAO	704,250,000
Concreting of Brgy. Panansalan FMR, Brgy. Panansalan, Compostela, Davao de Oro	14,000,000
Concreting of Brgy. New Dalaguete FMR, Brgy. New Dalaguete, Montevista, Davao de Oro	12,000,000
Concreting of Brgy. Longganapan FMR, Brgy. Longganapan, Laak, Davao de Oro	14,000,000
Concreting of Brgy. Kiokmay FMR, Laak, Davao de Oro	12,000,000
Concreting of Brgy. Pamacaun FMR, Brgy. Pamacaun, Asuncion, Davao del Norte	15,000,000
Concreting of Brgy. Palma Gil FMR, Brgy. Palma Gil, Talaingod, Davao del Norte	12,000,000
Concreting of Brgy. Taba FMR, Brgy. Taba, Carmen, Davao del Norte	14,000,000
Concreting of Brgy. Cacao FMR, Brgy. Cacao, Panabo, Davao del Norte	12,000,000
Concreting of Brgy. Union to Brgy. Mabunga FMR, Brgy. Mabunga and Brgy. Union, Bansalan, Davao del Sur	12,000,000
Concreting of Brgy. Palique FMR, Brgy. Palique, Hagonoy, Davao del Sur	12,000,000
Concreting of Brgy. Pangaleon FMR, Brgy. Pangaleon, Malita, Davao Occidental	12,000,000
Concreting of Brgy. Manuel Peralta FMR, Brgy. Manuel Peralta, Malita, Davao Occidental	12,000,000
Concreting of Brgy. Caatihan FMR, Brgy. Caatihan, Boston, Davao Oriental	12,000,000
Concreting of Brgy. Kinablangan FMR, Brgy. Kinablangan, Baganga, Davao Oriental	12,000,000
Concreting of Brgy. Sumimao FMR, Brgy. Sumimao, Paquibato District, Davao City	12,000,000
Concreting of Brgy. Colosas FMR, Brgy. Colosas, Paquibato District, Davao City	12,000,000
Concreting of Prk. Spring, Brgy. Wines to Sitio Maligatong, Brgy. Tawantawan FMR Phase II, Brgy. Wines and Brgy. Tawantawan, Baguio District, Davao City	12,000,000
Concreting of Sitio Sta Cruz, Brgy. Tagakpan, Tugbok to Brgy. Sirib FMR, Brgy. Tagakpan and Brgy. Sirib, Calinan, Davao City	12,000,000
Concreting of Brgy. Caganganan FMR, Brgy. Caganganan, Banaybanay, Davao Oriental	15,000,000
Concreting of Junction Highway to Brgy. Don Enrique Lopez FMR, Brgy. Don Enrique Lopez, Mati City, Davao Oriental	15,000,000
Concreting of Brgy. Marayag FMR, Brgy. Marayag, Lupon, Davao Oriental	15,000,000
Concreting of Brgy. Mapaang FMR Phase III, Brgy. Mapaang, Maco, Davao de Oro	12,000,000
Concreting of Brgy. Mambing FMR Phase II, Brgy. Mambing, New Corella, Davao del Norte	12,000,000

NAME OF PROJECTS	AMOUNT IN PESOS
Concreting of Brgy. Balagunan FMR Phase III, Brgy. Balagunan, Sto. Tomas, Davao del Norte	12,000,000
Concreting of Brgy. Bolton FMR Phase II, Brgy. Bolton, Malalag, Davao del Sur	12,000,000
Concreting of Brgy. Culaman FMR Phase II, Brgy. Culaman, Jose Abad Santos, Davao Occidental	12,000,000
Concreting of Brgy. Tubaon FMR, Brgy. Tubaon, Tarragona, Davao Oriental	12,000,000
Concreting of Brgy. Bagumbayan FMR, Brgy. Bagumbayan, Lupon, Davao Oriental	15,000,000
Concreting of Brgy. Tagboa FMR, Brgy. Tagboa, Lupon, Davao Oriental	11,000,000
Concreting of Brgy. Magdug FMR, Brgy. Magdug, Lupon, Davao Oriental	15,000,000
Concreting of Brgy. Paradise Embac FMR Phase II, Brgy. Paradise Embac, Paquibato District, Davao City	12,000,000
Concreting of Prk. Sumilop, Brgy. Marilog Proper FMR, Brgy. Marilog Proper, Davao City	12,000,000
Concreting of Brgy. Tandik FMR, Brgy. Tandik, Maragusan, Davao de Oro	15,000,000
Concreting of Brgy. Golden Valley FMR Phase III, Brgy. Golden Valley, Mabini, Davao de Oro	15,000,000
Concreting of Brgy. Lahi FMR, Brgy. Lahi, Maragusan, Davao de Oro	15,000,000
Concreting of Brgy. Malinawon (Phase II), Brgy. Malinawon, Mawab, Davao de Oro	15,000,000
Concreting of Sitio Laho, Marilog Proper FMR, Marilog District, Davao City	8,000,000
Concreting of Purok 6 and Purok 9 (from Calinan-Cadalian-Carmen) FMR, Brgy. Carmen, Davao City	8,000,000
Concreting of Sitio Pegalongan FMR, Brgy. Malamba, Marilog District, Davao City	8,000,000
Concreting of Brgy. Atan-awe FMR, Brgy. Atan-awe, Toril District, Davao City	6,000,000
Concreting of San Isidro FMR, Brgy. San Isidro, Sta. Maria, Davao Occidental	30,000,000
Concreting of Brgy. Kibao FMR, Brgy. Kibao, Matanao, Davao del Sur	5,250,000
Concreting of FMR with Drainage Component in Purok 3 to Purok 9, Brgy. Anibongan, Carmen, Davao del Norte	12,000,000
Concreting of Brgy. Sanghay FMR, Brgy. Sanghay, Malita, Davao Occidental	30,000,000
Concreting of Market Center, Barangay Taba FMR, Brgy. Taba, Carmen, Davao del Norte	20,000,000
Concreting of Brgy. Alejal to Brgy. Magsaysay FMR, Brgy. Alejal and Brgy. Magsaysay, Carmen, Davao del Norte	10,000,000
Concreting of Purok 6 to Purok 7-A, Brgy. Carmen FMR, Brgy. Carmen, Baguio District, Davao City	30,000,000
Concreting of Quiawit Road to Demo Farm FMR, Sta.Cruz, Davao del Sur	50,000,000
Concreting of Brgy. San Roque to Brgy. Lapu-lapu FMR, Brgy. San Roque and Brgy. Lapu-lapu, San Isidro, Davao Oriental	10,000,000
Concreting of Sitio Mailum, Brgy. Poblacion FMR, Brgy. Poblacion, Caraga, Davao Oriental	10,000,000
Region XII - SOCCSKSARGEN	367,500,000
Concreting of Brgy. Tomado-Brgy. Malapang FMR, Brgy. Tomado and Brgy. Malapang, Aleosan, Cotabato	14,000,000
Concreting of Sitio Campo, Brgy. Lawili-Brgy. Palacat FMR, Brgy. Lawili and Brgy. Palacat, Aleosan, Cotabato	12,000,000
Concreting of Brgy. Rodero FMR, Brgy. Rodero, Makilala, North Cotabato	12,000,000
Concreting of Brgy. Centro Balite to Sitio Kinampang -Rancho, Brgy. Balite FMR, Brgy. Balite, Magpet, Cotabato	12,000,000
Concreting of Purok Namnama to Purok Bagong Silang, Brgy. Minamaeng FMR, Brgy. Minamaeng, Matalam, North Cotabato	12,000,000
Concreting of Purok 3 to Purok 6, Brgy. Minapan FMR, Brgy. Minapan, Tulunan, Cotabato	12,000,000
Concreting of Brgy. Dugong to Brgy. Sangat FMR, Brgy. Dugong and Brgy. Sangat, M'lang, North Cotabato	24,000,000

NAME OF PROJECTS	AMOUNT IN PESOS
Concreting of Brgy. Lomuyon-Brgy. Maligang FMR, Brgy. Lomuyon and Brgy. Maligang, Kiamba, Sarangani	12,000,000
Concreting of Purok Quezon, Brgy. Kipalbig FMR, Brgy. Kipalbig, Tampakan, South Cotabato	15,000,000
Concreting of Purok 7-Purok 15, Brgy. Mabuhay FMR, Brgy. Mabuhay, Gen. Santos City	12,000,000
Concreting of Sitio Sta. Rita, Brgy. Centrala FMR, Brgy. Centrala, Surallah, South Cotabato	12,000,000
Concreting of Brgy. Sadsalan to Brgy. Udtong FMR, Brgy. Sadsalan and Brgy. Udtong, Lambayong, Sultan Kudarat	15,000,000
Concreting of Purok Neem Tree to Sitio Biao, Brgy. Milbuk FMR, Brgy. Milbuk, Palimbang, Sultan Kudarat	12,000,000
Concreting of Sitio Kinadalan to Badiangon Falls, Brgy. Datu Wasay FMR, Brgy. Datu Wasay, Kalamansig, Sultan Kudarat	12,000,000
Concreting of Sitio Datal Bago, Brgy. Blaan FMR, Brgy. Blaan, Malungon, Sarangani	12,500,000
Concreting of Purok 11, Sitio Kibawalan, Brgy. Malungon Gamay FMR, Brgy. Malungon Gamay, Malungon, Sarangani	12,500,000
Concreting of Brgy. Sta. Cruz FMR Phase II, Brgy. Sta. Cruz, Midsayap, North Cotabato	12,000,000
Concreting of Purok 3 to Purok 7, Brgy. Tambac FMR, Brgy. Tambac, Tulunan, North Cotabato	12,000,000
Concreting of Sitio Kitubo to Sitio Lamlatang FMR (with drainage and flood control), Brgy. Miasong, Tupi, South Cotabato	12,000,000
Concreting of Crossing Malagting to Sitio Estrebilla Hills, Brgy. Maligo FMR, Brgy. Maligo, Polomolok, South Cotabato	12,000,000
Concreting of Jct. National Road, Purok Pag Asa 1-Purok Pag asa 2, Sitio Maremco, Brgy. Bambad FMR, Brgy. Bambad, Isulan, Sultan Kudarat	12,000,000
Concreting of Pine Tree to KM 15, Brgy. Titulok FMR, Brgy. Titulok, Bagumbayan, Sultan Kudarat	12,000,000
Concreting of Brgy. Palma Perez FMR, Brgy. Palma Perez, M'lang, Cotabato	18,000,000
Concreting of Brgy. New Culasi FMR, Brgy. New Culasi, Tulunan, Cotabato	12,000,000
Concreting of Purok San Jose, Brgy. Baluan to Purok Matatag, Brgy. Buayan FMR, Brgy. Baluan and Brgy. Buayan, General Santos City	5,250,000
Concreting of Sitio Atbangan FMR, Brgy. Tubeng, Tupi, South Cotabato	12,000,000
Concreting of Purok Pakisama, Brgy. Dumangas Nuevo FMR, Brgy. Dumangas, Sultan Kudarat	10,000,000
Concreting of Sitio Aksam to Sitio Kalamagan FMR, Brgy. Limulan, Kalamansig, Sultan Kudarat	10,000,000
Concreting of Sitio Bacbacan to Sitio Lower Nuling to Proper Nuling Section FMR, Brgy. Nuling, Lebak, Sultan Kudarat	10,000,000
Concreting of Brgy. New Pandan FMR, Brgy. New Pandan, Matalam, Cotabato	5,250,000
Region XIII - CARAGA	523,000,000
Concreting of Purok Ipil-ipil Kalipayan, Brgy. Tago FMR, Brgy. Tago, Dayo-an, Surigao del Sur	15,000,000
Concreting of Sitio Abihud, Brgy. San Antonio FMR, Brgy. San Antonio, Bislig City, Surigao del Sur	16,000,000
Concreting of Sitio Kalingohan, Brgy. Sta. Cruz FMR, Brgy. Sta. Cruz, Loreto, Dinagat Islands	15,000,000
Concreting of Brgy. Malinao to Brgy. Navarro FMR Phase III, Brgy. Malinao and Brgy. Navarro, Tubajon, Dinagat Island	15,000,000
Concreting of Brgy. Sangay FMR, Brgy. Sangay, Buenavista, Agusan del Norte	12,000,000
Concreting of Purok 3 to Purok 1, Brgy. Sta. Ana FMR Phase II, Brgy. Sta. Ana, San Francisco, Agusan del Sur	12,000,000
Concreting of Brgy. Cancohay FMR, Brgy. Cancohay, Del Carmen, Surigao del Norte	12,000,000
Concreting of Brgy. Pautao FMR, Brgy. Pautao, Bacuag, Surigao del Norte	12,000,000
Concreting of Brgy. Lemon to Brgy. Basag FMR, Brgy. Lemon and Brgy. Basag, Butuan City, Agusan del Norte	17,000,000
Concreting of Purok 6, Brgy. Bonbon FMR, Brgy. Bonbon, Butuan City, Agusan del Norte	17,000,000

NAME OF PROJECTS	AMOUNT IN PESOS
Concreting of Brgy. Mahaba FMR, Brgy. Mahaba, Cabadbaran City, Agusan del Norte	12,000,000
Concreting of Sitio Hinandayan, Brgy. Camagong FMR, Brgy. Camagong, Nasipit, Agusan del Norte	12,000,000
Concreting of Sitio Lilo to Sitio Camanse, Brgy. Nuevo Trabajo FMR, Brgy. Nuevo Trabajo, San Luis, Agusan del Sur	30,000,000
Concreting of PRJ, Brgy. Mahapag to Brgy. San Isidro FMR, Brgy. Mahapag and Brgy. San Isidro, San Luis, Agusan del Sur	30,000,000
Concreting of Purok 13, Brgy. Poblacion to Brgy. Sabang Adgawan FMR, Brgy. Poblacion and Brgy. Sabang Adgawan, San Francisco, Agusan del Sur	18,000,000
Concreting of Brgy. Karos to Sta. Ana FMR, Brgy. Karos, San Francisco, Agusan del Sur	12,000,000
Concreting of Brgy. Dagohoy to Brgy. Montserrat FMR, Brgy. Dagohoy, Dapa, Surigao del Norte	14,000,000
Concreting of Brgy. Socorro FMR Phase 2, Brgy. Socorro, Doña Helen, Surigao del Norte	16,000,000
Concreting of Brgy. Pongtud FMR, Brgy. Pongtud, Bacuag, Surigao del Norte	12,000,000
Concreting of Brgy. Cambuayon FMR, Brgy. Cambuayon, Bacuag, Surigao del Norte	12,000,000
Concreting of Sitio Lilo to Brgy. Macopahan FMR, Brgy. Macopahan, San Luis, Agusan del Sur	36,000,000
Concreting of NRJ Zillovia to Brgy. Coalicion FMR, Brgy. Coalicion, San Luis, Agusan del Sur	12,000,000
Concreting of Purok 3, Sitio Kabacungan, Brgy. Kinamlutan to Sitio Mandakpan, Brgy. San Vicente FMR, Brgy. Kinamlutan and Brgy. San Vicente, Butuan City, Agusan del Norte	12,000,000
Concreting of Brgy. Bitaugan East FMR, Brgy. Bitaugan East, Cagwait, Surigao del Sur	12,000,000
Concreting of Purok 3A to Tagbuaya, Brgy. Poblacion FMR, Brgy. Poblacion, Bunawan, Agusan del Sur	12,000,000
Concreting of Brgy. San Vicente to Brgy. San Roque FMR, Brgy. San Vicente and Brgy. San Roque, Tubajon, Dinagat Islands	12,000,000
Concreting of Km 21 to Sitio Pamian, Brgy. Bogak FMR, Brgy. Bogak, Lingig, Surigao del Sur	16,000,000
Concreting of NRJ-P3, Brgy. Bilay FMR, Brgy. Bilay, Butuan City, Agusan del Norte	30,000,000
Concreting of Brgy. Esperanza to Hinapoyan FMR, Brgy. Esperanza, Carmen, Surigao del Sur	18,000,000
Concreting of Brgy. Marara to Brgy. Sta. Cruz FMR, Marihatag, Surigao del Sur	12,000,000
Concreting of Brgy. Navarro-Lobo-Inayaran FMR, Brgy. Navarro, Socorro, Surigao del Norte	30,000,000
Concreting of Brgy. San Isidro to Brgy. Mahanub FMR, Brgy. San Isidro and Brgy. Mahanub, Gigaquit, Surigao del Norte	10,000,000

DEPARTMENT OF AGRICULTURE
Bureau of Fisheries and Aquatic Resources
LEGISLATED HATCHERIES

**TRAINING, BROOD STOCK DEVELOPMENT AND
OTHER COSTS FOR THE CONSTRUCTION,
MANAGEMENT AND OPERATION
OF THE LEGISLATED HATCHERIES**

No.	REPUBLIC ACT NO.	SITES	AMOUNT IN PESOS
1	National Capital Region		<u>59,500,000</u>
		Project Management	59,500,000
2	Region III- Central Luzon		<u>61,500,000</u>
3	RA 11778	Sto.Domingo, Nueva Ecija	31,000,000
3	RA 11912	Bagac, Bataan	30,500,000
4	Region IVA- CALABARZON		<u>177,600,000</u>
5	RA 10938	Lopez, Quezon	30,000,000
6	RA 10939	Atimonan, Quezon	30,000,000
7	RA 10940	Gumaca, Quezon	30,000,000
8	RA 10942	Tagkawayan, Quezon	10,600,000
9	RA 10943	Quezon, Quezon	10,600,000
10	RA 10945	Perez, Quezon	6,600,000
11	RA 10946	Calauag, Quezon	32,000,000
12	RA 10947	Plaridel, Quezon	10,600,000
13	RA 10948	Guinayangan, Quezon	8,600,000
13	RA 10949	Alabat, Quezon	8,600,000
14	Region IVB- MIMAROPA		<u>62,000,000</u>
15	RA 11734	Brgy. Sta. Lucia, Puerto Princesa City, Palawan	32,000,000
15	RA 11811	San Jose, Occidental Mindoro	30,000,000
16	Region V- Bicol		<u>104,600,000</u>
17	RA 10857	Gigmoto, Catanduanes	2,000,000
18	RA 10857	Virac, Catanduanes	11,000,000
19	RA 10857	Bagamonoc, Catanduanes	8,000,000
20	RA 10857	Bato, Catanduanes	2,000,000
21	RA 10857	Baras, Catanduanes	2,000,000
22	RA 10857	Viga, Catanduanes	2,000,000
23	RA 10857	Panganiban, Catanduanes	2,000,000
24	RA 10857	San Andres, Catanduanes	2,000,000
25	RA 10857	Caramoran, Catanduanes	2,000,000
26	RA 10857	Pandan, Catanduanes	2,000,000
27	RA 10950	City of Ligao, Albay	6,600,000
28	RA 11807	Libon, Albay	32,000,000
28	RA 11810	Bombon, Camarines Sur	31,000,000
29	Region VI- Western Visayas		<u>64,000,000</u>
30	RA 11397	Province of Aklan	4,000,000
31	RA 11735	Batad, Iloilo	30,000,000
31	RA 11895	Tibiao, Antique	30,000,000

No.	REPUBLIC ACT NO.	SITES	AMOUNT IN PESOS
32	Region VII- Central Visayas RA 10856	Bantayan, Cebu	<u>6,600,000</u> 6,600,000
33	Region VIII- Eastern Visayas RA 10861	Province of Leyte	<u>114,500,000</u> 3,500,000
34	RA 10861	Province of Southern Leyte	3,500,000
35	RA 10861	Province of Biliran	3,500,000
36	RA 10861	Province of Eastern Samar	3,500,000
37	RA 10861	Province of Samar	3,500,000
38	RA 10861	Province of Northern Samar	3,500,000
39	RA 11776	Calbayog City, Samar	32,500,000
40	RA 11809	Basey, Samar	31,000,000
41	RA 11911	Barangay Geratag, San Jose, Northern Samar	30,000,000
42	Region IX- Zamboanga Peninsula RA 10859	Jose Dalman, Zamboanga del Norte	<u>4,500,000</u> 4,500,000
43	Region X- Northern Mindanao RA 10860	Sultan Naga Dimaporo, Lanao del Norte	<u>14,200,000</u> 6,600,000
44	RA 11401	Balo-I, Lanao del Norte	7,600,000
45	Region XI- Davao RA 11777	Carmen, Davao Del Norte	<u>90,000,000</u> 30,000,000
46	RA 11777	Braulio E. Dujali, Davao del Norte	30,000,000
47	RA 11808	Island Garden City of Samal, Davao del Norte	30,000,000
48	Region XII- SOCCSKSARGEN RA 10826	Kalamansig, Sultan Kudarat	<u>5,000,000</u> 5,000,000
49	Region XIII- Caraga RA 10787	Lingig, Surigao del Sur	<u>71,000,000</u> 5,600,000
50	RA 10813	Jabonga, Agusan del Norte	5,600,000
51	RA 10825	Del Carmen, Surigao del Norte	8,600,000
52	RA 10825	Surigao City, Surigao del Norte	4,500,000
53	RA 10858	Brgy. Ata-atahon, Nasipit, Agusan del Norte	4,100,000
54	RA 10944	Hinatuan, Surigao del Sur	10,600,000
55	RA 11736	Basilisa, Dinagat Island	32,000,000
TOTAL			<u>835,000,000</u>

**DEPARTMENT OF EDUCATION
LIST OF NON-IMPLEMENTING UNIT
SECONDARY SCHOOLS**

DEPARTMENT OF EDUCATION - OFFICE OF THE SECRETARY				
NON-IMPLEMENTING UNIT SECONDARY SCHOOLS				
Amount in Pesos				
REGION / SDO / SECONDARY SCHOOLS	JUNIOR HIGH SCHOOL			SENIOR HS
	PS	MOOE	TOTAL	MOOE
National Capital Region (NCR)	2,599,809,000	205,998,000	2,805,807,000	94,428,000
Division of Caloocan	477,248,000	35,394,000	512,642,000	12,815,000
Division Office - Proper	8,258,000	-	8,258,000	-
Antonio Luna High School	-	874,000	874,000	-
Antonio Uy Tan Senior High School	-	-	-	799,000
Bagong Barrio Senior High School	-	-	-	1,130,000
Benigno Aquino, Jr. High School	31,236,000	3,132,000	34,368,000	-
Brixton Senior High School	-	-	-	778,000
Caloocan City Business High School (Urduja Business High School)	35,286,000	3,548,000	38,834,000	2,406,000
Caloocan City Science High School	11,811,000	960,000	12,771,000	614,000
Caloocan National Science and Technology High School	11,344,000	961,000	12,305,000	524,000
Camarin High School-Cielito Zamora Annex 1	76,943,000	-	76,943,000	1,142,000
Camarin High School-Cielito Zamora Annex 2	-	5,580,000	5,580,000	-
Horacio Dela Costa High School (Horacio Dela Costa-Amparo High School Annex)	14,637,000	1,512,000	16,149,000	923,000
Kasarinlan High School	40,756,000	2,323,000	43,079,000	-
Llano High School (Deparo High School - Llano Annex)	43,734,000	3,049,000	46,783,000	-
Maria Clara National High School	49,114,000	3,353,000	52,467,000	-
Maypajo High School	35,567,000	2,530,000	38,097,000	450,000
Mountain Heights High School	17,628,000	1,043,000	18,671,000	-
N.H.C. High School (Main)	20,637,000	1,444,000	22,081,000	843,000
Samaria Senior High School	-	-	-	628,000
Sampaguita High School	61,753,000	3,366,000	65,119,000	-
Tandang Sora Integrated School	18,544,000	1,719,000	20,263,000	765,000
Vicente Malapitan (North Caloocan) Senior High School	-	-	-	1,813,000
Division of Las Piñas	211,930,000	17,014,000	228,944,000	8,457,000
Division Office - Proper	3,992,000	-	3,992,000	-
CAA National High School Annex	988,000	2,452,000	3,440,000	-
Las Piñas City National Science High School	28,679,000	1,091,000	29,770,000	430,000
Las Piñas City National Senior High School - CAA Campus	-	-	-	2,579,000
Las Piñas City National Senior High School - Dona Josefa Campus	-	-	-	3,445,000
Las Piñas City National Senior High School - Manuyo Campus	-	-	-	1,315,000
Las Piñas City National Senior High School- Talon Dos Campus	-	-	-	483,000
Las Piñas East High School - Equitable Annex	-	1,373,000	1,373,000	-
Las Piñas East National High School-Talon Village Annex	56,536,000	2,366,000	58,902,000	-
Las Piñas National High School - Almanza	50,557,000	4,043,000	54,600,000	-
Las Piñas National High School - Gatchalian Annex	-	1,097,000	1,097,000	-
Las Piñas National High School - Talon Tres	5,197,000	1,136,000	6,333,000	205,000
TS Cruz High School	65,981,000	3,456,000	69,437,000	-
Division of Makati	496,000	1,640,000	2,136,000	2,955,000
Fort Bonifacio High School - Tibagan High School Annex	496,000	1,640,000	2,136,000	-
Senior High School within Maximo Estrella Elementary School	-	-	-	1,272,000
Senior High School within Nemesio Yabut Elementary School	-	-	-	1,683,000
Division of Malabon City	140,981,000	11,238,000	152,219,000	2,110,000
Division Office - Proper	2,550,000	-	2,550,000	-
Acacia National High School	19,807,000	1,665,000	21,472,000	299,000
Catmon Integrated School	33,674,000	2,504,000	36,178,000	-
Col. Ramon Camus Integrated School (Col. R. Camus Integrated School)	12,496,000	942,000	13,438,000	-
Concepcion Technical-Vocational School	18,962,000	1,113,000	20,075,000	334,000
Dampalit Integrated School	9,116,000	769,000	9,885,000	-
Imelda Integrated Secondary School	12,213,000	999,000	13,212,000	186,000
Malabon City National Science and Mathematics High School	857,000	471,000	1,328,000	-

REGION / SDO / SECONDARY SCHOOLS		JUNIOR HIGH SCHOOL			SENIOR HS
		PS	MOOE	TOTAL	MOOE
	Malabon City Techvoc and Entrepreneurship Senior High School (CMPI Campus)			-	418,000
	Santiago Syjuco Memorial Integrated Secondary School	10,411,000	807,000	11,218,000	150,000
	Senior High School within Ninoy Aquino Elementary School			-	723,000
	Taňong Integrated School	20,895,000	1,968,000	22,863,000	
	Division of Mandaluyong	159,609,000	17,501,000	177,110,000	8,516,000
	Division Office - Proper	2,640,000	-	2,640,000	-
	Addition Hills Integrated School	26,731,000	3,094,000	29,825,000	1,881,000
	City of Mandaluyong Science High School	22,270,000	2,380,000	24,650,000	1,648,000
	Hulo Integrated School	16,773,000	2,429,000	19,202,000	
	Ilaya Barangka Integrated School	19,204,000	2,406,000	21,610,000	1,415,000
	Mataas na Paaralang Neptali A. Gonzales	71,991,000	5,826,000	77,817,000	3,572,000
	Senate President Neptali A. Gonzales Integrated School	-	1,366,000	1,366,000	
	Division of Manila	59,830,000	3,734,000	63,564,000	2,980,000
	Division Office - Proper	1,107,000	-	1,107,000	
	E. Quirino Senior High School within Bacood			-	759,000
	Pres. Corazon Aquino High School-Manila High School Annex	58,723,000	3,734,000	62,457,000	1,102,000
	Senior High School within A. Maceda Integrated School			-	920,000
	Senior High School within Gen. E. Aguinaldo Integrated School			-	199,000
	Division of Marikina	285,106,000	17,906,000	303,012,000	3,580,000
	Division Office - Proper	5,021,000	-	5,021,000	-
	Concepcion Integrated School (Concepcion Integrated HS)	96,991,000	3,698,000	100,689,000	704,000
	Jesus dela Peña National High School	13,189,000	1,125,000	14,314,000	357,000
	Kalumpang National High School	12,743,000	1,305,000	14,048,000	304,000
	Marikina Heights National High School (Marikina High School Annex)	30,466,000	1,935,000	32,401,000	
	Marikina Science High School	20,545,000	1,354,000	21,899,000	504,000
	Nangka High School	38,917,000	2,898,000	41,815,000	474,000
	San Roque National High School	20,590,000	1,649,000	22,239,000	479,000
	SSS National High School	7,308,000	1,417,000	8,725,000	
	Sto. Niño National High School	39,336,000	2,525,000	41,861,000	758,000
	Division of Muntinlupa	107,472,000	13,242,000	120,714,000	6,242,000
	Division Office - Proper	1,954,000	-	1,954,000	-
	Cupang Senior High School			-	2,473,000
	Lakeview Integrated School	34,899,000	2,256,000	37,155,000	
	Muntinlupa Business High School - Sucat Annex	-	2,215,000	2,215,000	
	Muntinlupa National High School - NBP Annex	48,607,000	3,079,000	51,686,000	
	Muntinlupa National High School - Tunasan Annex	-	3,978,000	3,978,000	2,822,000
	Muntinlupa Science High School	22,012,000	1,714,000	23,726,000	947,000
	Division of Navotas City	6,127,000	1,094,000	7,221,000	2,403,000
	Division Office - Proper	87,000	-	87,000	-
	Bangkulasi National High School	2,152,000	504,000	2,656,000	
	Bangkulasi Senior High School			-	637,000
	Filemon T. Lizan Senior High School			-	1,616,000
	Navotas National Science High School	3,888,000	590,000	4,478,000	150,000
	Division of Parañaque	295,839,000	20,958,000	316,797,000	7,241,000
	Division Office - Proper	5,702,000	-	5,702,000	-
	Don Bosco High School Parañaque	-	2,396,000	2,396,000	797,000
	Don Galo National High School	7,322,000	1,427,000	8,749,000	
	La Huerta National High School	21,055,000	1,717,000	22,772,000	
	Marcelo Green High School Parañaque	-	189,000	189,000	
	Masville National High School (Dr. Arcadio Santos National High School-Masville Annex)	29,955,000	1,725,000	31,680,000	
	Moonwalk National High School	60,999,000	3,748,000	64,747,000	1,939,000
	Parañaque National High School-Baclaran Annex	46,782,000	3,273,000	50,055,000	581,000
	Parañaque Science High School-PNHS Annex	9,844,000	855,000	10,699,000	449,000
	Parañaque Senior High School			-	923,000
	San Antonio High School Parañaque	69,909,000	2,135,000	72,044,000	
	Sto. Niño National High School	-	189,000	189,000	

REGION / SDO / SECONDARY SCHOOLS		JUNIOR HIGH SCHOOL			SENIOR HS
		PS	MOOE	TOTAL	MOOE
	Sto. Niño Senior High School			-	925,000
	Sun Valley National High School	44,271,000	3,102,000	47,373,000	1,627,000
	Tambo National High School	-	202,000	202,000	
	Division of Pasay City	24,251,000	4,406,000	28,657,000	1,948,000
	Division Office - Proper	508,000	-	508,000	-
	Pasay City North High School - Tramo Campus (Pasay City North High School-Cuneta Annex)	787,000	2,360,000	3,147,000	1,214,000
	President Corazon 'Cory' C. Aquino National High School	22,956,000	2,046,000	25,002,000	734,000
	Division of Pasig City	189,550,000	12,863,000	202,413,000	11,383,000
	Division Office - Proper	3,237,000	-	3,237,000	
	Dela Paz High School	-	685,000	685,000	
	Nagpayong High School	161,960,000	9,676,000	171,636,000	2,459,000
	Pasig City Science High School	24,353,000	1,741,000	26,094,000	768,000
	San Lorenzo Ruiz Senior High School			-	2,503,000
	Senior High School in Buting, Pasig City			-	5,096,000
	Ugong Pasig National High School	-	761,000	761,000	557,000
	Division of Quezon City	39,357,000	4,460,000	43,817,000	10,045,000
	Division Office - Proper	763,000	-	763,000	
	Emilio Jacinto National High School	-	730,000	730,000	615,000
	Fernando C. Amorsolo Senior High School			-	469,000
	Jose Maria Panganiban Senior High School			-	694,000
	Justice Cecilia Muñoz Palma Senior High School			-	1,039,000
	Leandro Locsin Integrated School	-	551,000	551,000	707,000
	Melchora Aquino High School	-	632,000	632,000	713,000
	NOH-Sta. Lucia Senior High School	-	202,000	202,000	760,000
	Senior High School in Apolonio Samson			-	368,000
	Senior High School within Bagong Pag-asa Elementary School			-	833,000
	Senior High School within E. Abada Elementary School			-	806,000
	Senior High School within Kamuning Elementary School - A&D			-	814,000
	Senior High School within P. Tuazon Elementary School			-	551,000
	Senior High School within Pinyahan Elementary School			-	401,000
	Senior High School within Toro Hills Elementary School			-	791,000
	Talipapa Senior High School			-	236,000
	Vito L. Belarmino Senior High School			-	248,000
	West Fairview High School	38,594,000	2,345,000	40,939,000	
	Division of San Juan City	3,971,000	512,000	4,483,000	1,772,000
	Division Office - Proper	86,000	-	86,000	-
	San Juan City Academic Senior High School			-	915,000
	San Juan City Science High School	3,885,000	512,000	4,397,000	
	San Juan City Technical-Vocational and Livelihood - Senior High School			-	857,000
	Division of Taguig and Pateros	206,227,000	19,961,000	226,188,000	5,373,000
	Division Office - Proper	3,991,000	-	3,991,000	
	Agripino Manalo National High School	11,948,000	770,000	12,718,000	287,000
	Bagong Tanyag Integrated School	-	434,000	434,000	
	Barangay Fort Bonifacio Senior High School			-	517,000
	Gat. Andres Bonifacio High School	15,669,000	1,149,000	16,818,000	
	Gen. Ricardo G. Papa, Sr. Memorial High School Annex	-	1,353,000	1,353,000	614,000
	Kapitan Eddie T. Reyes Memorial Integrated School	40,425,000	2,986,000	43,411,000	733,000
	Kapt. Jose Cardones Integrated School	-	682,000	682,000	
	Maharlika Integrated School	-	424,000	424,000	
	Maria Asuncion Rodriguez Tinga National High School	39,968,000	2,402,000	42,370,000	702,000
	Maria Concepcion Cruz High School	15,995,000	875,000	16,870,000	
	Napindan Integrated School	19,017,000	1,778,000	20,795,000	
	Palar Integrated School	4,285,000	1,472,000	5,757,000	
	Pres. Diosdado Macapagal High School - Signal Village National High School Annex	-	1,760,000	1,760,000	1,218,000
	Stand Alone Senior High School within Taguig Integrated School			-	1,302,000
	Taguig Integrated School	54,929,000	3,876,000	58,805,000	

REGION / SDO / SECONDARY SCHOOLS		JUNIOR HIGH SCHOOL			SENIOR HS
		PS	MOOE	TOTAL	MOOE
	Division of Valenzuela	391,815,000	24,075,000	415,890,000	6,608,000
	Division Office - Proper	6,555,000	-	6,555,000	-
	Arkong Bato National High School	14,644,000	1,260,000	15,904,000	150,000
	Canumay East National High School (Valenzuela National High School - Canumay East Annex)	13,586,000	1,294,000	14,880,000	
	Canumay West National High School	42,100,000	2,159,000	44,259,000	
	Dalandanan National High School-Bagbaguin Annex	32,917,000	2,128,000	35,045,000	
	Disiplina Village - Bignay National High School	14,334,000	1,444,000	15,778,000	
	Justice Eliezer R. Delos Santos High School	29,628,000	1,812,000	31,440,000	
	Lingunan National High School	32,355,000	2,122,000	34,477,000	
	Lingunan Senior High School	-	-	-	747,000
	Malanday National High School	30,958,000	1,348,000	32,306,000	150,000
	Paso de Blas National High School	29,210,000	1,295,000	30,505,000	
	Paso de Blas Senior High School			-	709,000
	Punturin Senior High School			-	1,138,000
	Sitero Francisco Memorial National High School	51,830,000	3,353,000	55,183,000	1,493,000
	Ugong Senior High School			-	512,000
	Valenzuela City Science High School	25,288,000	1,404,000	26,692,000	483,000
	Veinte Reales National High School	10,326,000	1,388,000	11,714,000	
	Vicente P. Trinidad National High School	39,213,000	1,979,000	41,192,000	912,000
	Wawang Pulo National High School (Valenzuela NHS - Wawang Pulo Annex)	18,871,000	1,089,000	19,960,000	314,000
	Region I - Ilocos	3,251,569,000	273,899,000	3,525,468,000	93,268,000
	Division of Alaminos City	35,933,000	2,965,000	38,898,000	895,000
	Division Office - Proper	596,000	-	596,000	-
	Cayucay National High School	7,602,000	585,000	8,187,000	189,000
	Ildefonso Quimson Community High School	5,920,000	560,000	6,480,000	176,000
	Inerangan National High School	9,414,000	693,000	10,107,000	205,000
	Pangapisan Integrated School	5,288,000	570,000	5,858,000	175,000
	Polo National High School	7,113,000	557,000	7,670,000	150,000
	Division of Batac City	13,919,000	1,495,000	15,414,000	2,177,000
	Division Office - Proper	255,000	-	255,000	-
	City of Batac National High School - Rayuray	428,000	316,000	744,000	
	City of Batac National High School Payao	6,363,000	599,000	6,962,000	194,000
	Crispina Marcos Valdez National High School	6,873,000	580,000	7,453,000	150,000
	Ferdinand E. Marcos Senior High School			-	1,014,000
	Gen. Artemio Ricarte Senior High School			-	819,000
	Division of Candon City	42,584,000	3,103,000	45,687,000	1,156,000
	Division Office - Proper	599,000	-	599,000	-
	Candon City High School	6,625,000	630,000	7,255,000	236,000
	Candon City Information Technology National High School	8,900,000	708,000	9,608,000	236,000
	Dr. Ricardo Gacula Memorial National High School	12,513,000	813,000	13,326,000	263,000
	Sto. Tomas National High School	13,947,000	952,000	14,899,000	421,000
	Division of Dagupan City	75,907,000	5,608,000	81,515,000	2,361,000
	Division Office - Proper	1,275,000	-	1,275,000	-
	Carael National High School	21,347,000	1,398,000	22,745,000	571,000
	East Central Integrated School	20,116,000	1,585,000	21,701,000	789,000
	Federico Narag Ceralde Integrated School	13,884,000	1,167,000	15,051,000	451,000
	Pugaro Integrated School	9,188,000	724,000	9,912,000	267,000
	Salapingao National High School	10,097,000	734,000	10,831,000	283,000
	Division of Ilocos Norte	186,968,000	18,661,000	205,629,000	6,573,000
	Division Office - Proper	3,150,000	-	3,150,000	-
	Adams National High School	4,353,000	480,000	4,833,000	150,000
	Adriano P. Arzadon National High School	5,804,000	554,000	6,358,000	150,000
	Bagbag Solsona National High School	13,596,000	1,051,000	14,647,000	513,000
	Banban National High School	10,002,000	788,000	10,790,000	301,000
	Banna National High School	9,223,000	757,000	9,980,000	310,000
	Bingao National High School	13,325,000	1,152,000	14,477,000	583,000

REGION / SDO / SECONDARY SCHOOLS		JUNIOR HIGH SCHOOL			SENIOR HS
		PS	MOOE	TOTAL	MOOE
	Caraitan Integrated School	6,772,000	653,000	7,425,000	220,000
	Carasi National High School	5,876,000	475,000	6,351,000	150,000
	Currimao National High School	13,337,000	950,000	14,287,000	413,000
	Dingras National High School & Lt. Edgar Foz Memorial National High School (Barong Campus)	-	633,000	633,000	207,000
	Dingras National High School & Lt. Edgar Foz Memorial National High School (San Marcos Campus)	-	440,000	440,000	150,000
	Dingras National High School & Lt. Edgar Foz Memorial National High School (Sulquian Campus)	-	439,000	439,000	150,000
	Florentino Camaquin Integrated School	11,072,000	996,000	12,068,000	468,000
	Isic-Isic National High School	5,959,000	529,000	6,488,000	150,000
	Lanao National High School	5,361,000	593,000	5,954,000	218,000
	Malaguip Integrated School	4,872,000	522,000	5,394,000	178,000
	Marcos National High School (Agunit Campus)	4,506,000	543,000	5,049,000	186,000
	Marcos National High School (Santiago Campus)	6,458,000	642,000	7,100,000	159,000
	Pallas Integrated School	5,858,000	691,000	6,549,000	181,000
	Pandan Integrated School	2,999,000	390,000	3,389,000	150,000
	Paoay Lake National High School	9,023,000	1,019,000	10,042,000	245,000
	Sacritan Integrated School	3,490,000	445,000	3,935,000	150,000
	Salpad Integrated School	3,158,000	453,000	3,611,000	150,000
	San Marcelino National High School	11,000,000	923,000	11,923,000	360,000
	Suyo National High School	8,361,000	627,000	8,988,000	151,000
	Talugtug Solsona National High School	7,847,000	607,000	8,454,000	230,000
	Uguis Integrated School	3,428,000	600,000	4,028,000	150,000
	Vintar National High School	8,138,000	709,000	8,847,000	150,000
	Division of Ilocos Sur	362,750,000	33,834,000	396,584,000	10,557,000
	Division Office - Proper	5,792,000	-	5,792,000	-
	Ag-agrao National High School	6,197,000	537,000	6,734,000	150,000
	Alilem National High School	12,095,000	926,000	13,021,000	320,000
	Amarao National High School	6,345,000	587,000	6,932,000	236,000
	Ambalayay Integrated School	5,617,000	597,000	6,214,000	150,000
	Banayoyo National High School	13,822,000	916,000	14,738,000	371,000
	Bantay National High School	11,016,000	892,000	11,908,000	378,000
	Bantay West Integrated School	-	200,000	200,000	
	Bantugo-Mission Integrated School	857,000	286,000	1,143,000	
	Baringcucurong National High School	5,372,000	507,000	5,879,000	150,000
	Basug National High School	5,491,000	405,000	5,896,000	150,000
	Belen National High School	5,647,000	523,000	6,170,000	150,000
	Binacud Integrated School	2,399,000	400,000	2,799,000	150,000
	Boguibog Integrated School	-	197,000	197,000	
	Busiing Integrated School	-	210,000	210,000	
	Butac Integrated School	-	216,000	216,000	
	Cabittaogan National High School	7,184,000	616,000	7,800,000	157,000
	Caoayan National High School	6,572,000	557,000	7,129,000	150,000
	Comillas North Integrated School	1,286,000	383,000	1,669,000	
	Dadalaquiten Integrated School	857,000	251,000	1,108,000	
	Daing Integrated School	-	217,000	217,000	
	Dan-ar Integrated School	-	204,000	204,000	
	Del Pilar National High School	5,680,000	501,000	6,181,000	150,000
	Dili National High School	14,916,000	963,000	15,879,000	460,000
	Dinaratan National High School	3,946,000	431,000	4,377,000	150,000
	Galimuyod Integrated School	-	240,000	240,000	
	Garitan Integrated School	3,946,000	436,000	4,382,000	150,000
	Imelda National High School	4,199,000	417,000	4,616,000	150,000
	Kalumsing Integrated School	3,082,000	401,000	3,483,000	150,000
	Libtong Integrated School	5,243,000	520,000	5,763,000	150,000
	Lidlidda National High School	7,752,000	672,000	8,424,000	226,000
	Lipit National High School	8,790,000	710,000	9,500,000	210,000
	Lungug Integrated School	6,610,000	606,000	7,216,000	150,000
	Mabilbila Integrated School	8,483,000	667,000	9,150,000	242,000
	Manzante National High School	4,887,000	495,000	5,382,000	165,000
	Nagbukel National High School	11,912,000	769,000	12,681,000	270,000
	Nagsuputan National High School	3,943,000	461,000	4,404,000	150,000
	Nagtablaan National High School	7,888,000	557,000	8,445,000	150,000
	Namitpit Integrated School	857,000	271,000	1,128,000	

REGION / SDO / SECONDARY SCHOOLS		JUNIOR HIGH SCHOOL			SENIOR HS
		PS	MOOE	TOTAL	MOOE
	Pagangpang National High School	7,522,000	570,000	8,092,000	150,000
	Palali National High School	3,913,000	448,000	4,361,000	162,000
	Pangada-Cabaroan Integrated School	-	206,000	206,000	
	Pantay Tamurong National High School	7,132,000	577,000	7,709,000	150,000
	Paoc Integrated School	-	207,000	207,000	
	Patungcaleo Integrated School	-	242,000	242,000	
	Pudoc West Integrated School	8,852,000	726,000	9,578,000	242,000
	Pug-os National High School, Cabugao	6,084,000	510,000	6,594,000	150,000
	Puro National High School (Magsingal)	8,612,000	718,000	9,330,000	250,000
	Puro National High School, Caoayan	3,660,000	429,000	4,089,000	150,000
	Quirino National High School	9,052,000	743,000	9,795,000	312,000
	Rancho National High School	3,933,000	432,000	4,365,000	150,000
	Salcedo National High School	13,512,000	975,000	14,487,000	501,000
	San Emilio National High School	4,534,000	557,000	5,091,000	237,000
	San Esteban National High School	14,872,000	927,000	15,799,000	351,000
	San Pedro National High School	5,203,000	482,000	5,685,000	150,000
	San Sebastian National High School	5,216,000	480,000	5,696,000	150,000
	San Vicente Integrated School	9,574,000	761,000	10,335,000	340,000
	Santa National High School	-	273,000	273,000	
	Santiago National High School	15,350,000	1,168,000	16,518,000	575,000
	Sigay National High School	3,402,000	384,000	3,786,000	150,000
	Sisim National High School	6,590,000	613,000	7,203,000	221,000
	Solot-Solot National High School	8,185,000	589,000	8,774,000	231,000
	Sto. Domingo Integrated School	-	222,000	222,000	
	Sugpon National High School	7,638,000	589,000	8,227,000	150,000
	Sulvec Integrated School	4,316,000	445,000	4,761,000	150,000
	Tagudin Integrated School	-	210,000	210,000	
	Tay-ac National High School	6,915,000	607,000	7,522,000	200,000
	Division of La Union	486,098,000	43,118,000	529,216,000	15,926,000
	Division Office - Proper	7,674,000	-	7,674,000	-
	Agoo National Vocational High School	4,120,000	400,000	4,520,000	150,000
	Amlang-Nagtagaan National High School	7,077,000	610,000	7,687,000	152,000
	Anduyan National High School	10,625,000	655,000	11,280,000	250,000
	Aringay Senior High School			-	411,000
	Baay Integrated School	5,233,000	445,000	5,678,000	150,000
	Bacuit National High School	12,162,000	843,000	13,005,000	286,000
	Bail National High School	7,627,000	627,000	8,254,000	169,000
	Balbalayang National High School	8,606,000	559,000	9,165,000	172,000
	Ballay National High School	4,526,000	406,000	4,932,000	
	Basca National High School	2,819,000	371,000	3,190,000	150,000
	Bawanta National High School	6,497,000	612,000	7,109,000	211,000
	Bay-o Integrated School	1,295,000	356,000	1,651,000	
	Bitalag Integrated School	3,701,000	667,000	4,368,000	150,000
	Bungol National High School	7,202,000	541,000	7,743,000	150,000
	Bungro-Sucoc Integrated School	2,732,000	420,000	3,152,000	150,000
	Burgos National High School	14,897,000	814,000	15,711,000	256,000
	Butubut National High School	7,088,000	600,000	7,688,000	150,000
	Caba National High School (Poblacion Norte National High School)	16,601,000	1,120,000	17,721,000	589,000
	Cabaritan Sur Integrated School	428,000	278,000	706,000	
	Cabaruan Integrated School	3,630,000	412,000	4,042,000	150,000
	Cambaly National High School	5,196,000	488,000	5,684,000	150,000
	Canbarbusuy National High School	4,147,000	447,000	4,594,000	150,000
	Capas Integrated School	5,099,000	463,000	5,562,000	150,000
	Casacristo National High School	5,890,000	592,000	6,482,000	259,000
	Casilagan Integrated School	6,361,000	444,000	6,805,000	150,000
	Casilagan-Naguilian Integrated School	860,000	328,000	1,188,000	
	Corrooy National High School	7,185,000	622,000	7,807,000	199,000
	Cubal Integrated School	-	228,000	228,000	
	Cuenca National High School	4,195,000	380,000	4,575,000	150,000
	Cupang Integrated School	857,000	326,000	1,183,000	
	Dagup Integrated School	8,328,000	598,000	8,926,000	150,000
	Daramuangan Integrated School	5,686,000	499,000	6,185,000	150,000
	DMMMSU National High School (Alipang)	2,857,000	492,000	3,349,000	150,000

REGION / SDO / SECONDARY SCHOOLS		JUNIOR HIGH SCHOOL			SENIOR HS
		PS	MOOE	TOTAL	MOOE
	Don Rufino Olarte Memorial National High School (Lloren National High School)	7,255,000	597,000	7,852,000	160,000
	Dr. Manuel T. Cases, Sr. National High School	13,227,000	919,000	14,146,000	368,000
	Dulao Integrated School	1,286,000	445,000	1,731,000	
	Duplas National High School	4,245,000	406,000	4,651,000	150,000
	Eastern Naguilian National High School	7,325,000	683,000	8,008,000	150,000
	Eulogio Clarence de Guzman Junior Memorial National Vocational High School	6,689,000	522,000	7,211,000	273,000
	Halog West National High School	3,489,000	389,000	3,878,000	
	La Union Special School for Culture and Arts	2,599,000	302,000	2,901,000	
	Leones National High School	8,239,000	623,000	8,862,000	201,000
	Libtong Integrated School	4,213,000	389,000	4,602,000	150,000
	Lipay Integrated School	6,501,000	577,000	7,078,000	150,000
	Liquicia Integrated School	4,343,000	384,000	4,727,000	150,000
	Luna National Vocational High School	6,626,000	582,000	7,208,000	236,000
	Luzong Sur Integrated School	857,000	338,000	1,195,000	
	Manga Community High School	5,123,000	477,000	5,600,000	150,000
	Maoasoas National High School	7,212,000	564,000	7,776,000	188,000
	Mindoro Integrated School	3,594,000	527,000	4,121,000	150,000
	Naguilian Senior High School			-	1,012,000
	Nayba Integrated School	-	200,000	200,000	
	Northern Naguilian National High School (Gusing National High School)	13,114,000	884,000	13,998,000	203,000
	Oanari National High School	13,943,000	934,000	14,877,000	294,000
	Old Sudipen National High School	6,541,000	522,000	7,063,000	150,000
	Paraair National High School	10,748,000	712,000	11,460,000	254,000
	Parasapas National High School	7,574,000	608,000	8,182,000	223,000
	Parian Este Integrated School	1,286,000	368,000	1,654,000	
	Paringao National High School	10,596,000	822,000	11,418,000	344,000
	Pugo Central National High School	16,310,000	1,081,000	17,391,000	589,000
	Rimos National High School	-	594,000	594,000	175,000
	San Francisco National High School	6,983,000	618,000	7,601,000	150,000
	San Gabriel Senior High School			-	532,000
	San Gregorio National High School	6,825,000	540,000	7,365,000	150,000
	San Jose National High School	8,306,000	682,000	8,988,000	179,000
	San Juan Senior High School			-	1,185,000
	San Julian Integrated School	3,428,000	627,000	4,055,000	150,000
	San Luis National High School	6,867,000	557,000	7,424,000	150,000
	San Simon Integrated School	2,647,000	388,000	3,035,000	
	Santiago Sur Integrated School	3,585,000	413,000	3,998,000	150,000
	Santol Vocational High School (Santol National High School) Lignay Annex	-	508,000	508,000	150,000
	Santol Vocational High School (Santol National High School)	13,623,000	665,000	14,288,000	307,000
	Saytan National High School	5,634,000	488,000	6,122,000	150,000
	Sinapangan National High School	7,227,000	605,000	7,832,000	199,000
	Southern Naguilian National High School (Magungunay National High School)	7,913,000	612,000	8,525,000	150,000
	Sta. Teresa National High School	9,690,000	708,000	10,398,000	151,000
	Sudipen Vocational High School	7,939,000	601,000	8,540,000	236,000
	Suguidan Integrated School	2,803,000	369,000	3,172,000	
	Suyo National High School	6,903,000	585,000	7,488,000	197,000
	Tagudtod National High School	6,382,000	550,000	6,932,000	202,000
	Tanglag National High School	7,529,000	608,000	8,137,000	164,000
	Upper Tumapoc National High School	994,000	403,000	1,397,000	150,000
	Wenceslao National High School	6,684,000	499,000	7,183,000	150,000
	Division of Laoag City	10,601,000	1,682,000	12,283,000	502,000
	Division Office - Proper	171,000	-	171,000	-
	Balatong Integrated School	6,474,000	906,000	7,380,000	352,000
	Caoacan High School	3,528,000	432,000	3,960,000	150,000
	San Mateo Integrated School	428,000	344,000	772,000	
	Division of Pangasinan I	983,264,000	77,347,000	1,060,611,000	26,871,000
	Division Office - Proper	15,948,000	-	15,948,000	-
	A.P. Guevarra Integrated School	7,391,000	666,000	8,057,000	175,000
	Abagatanen Integrated School	3,515,000	410,000	3,925,000	150,000

REGION / SDO / SECONDARY SCHOOLS		JUNIOR HIGH SCHOOL			SENIOR HS
		PS	MOOE	TOTAL	MOOE
	Aguilar Integrated School	20,857,000	1,667,000	22,524,000	1,100,000
	Aliaga High School	6,956,000	627,000	7,583,000	241,000
	Ambayat Integrated School	3,564,000	437,000	4,001,000	150,000
	Anda Integrated School	4,183,000	562,000	4,745,000	150,000
	Arnedo National High School	9,302,000	617,000	9,919,000	275,000
	Awag Integrated School	2,162,000	401,000	2,563,000	
	Bacnit Integrated School	5,892,000	529,000	6,421,000	150,000
	Balangay National High School	9,757,000	691,000	10,448,000	150,000
	Baloling National High School	5,600,000	436,000	6,036,000	150,000
	Banaoang National High School	15,093,000	995,000	16,088,000	212,000
	Bani East Integrated School	13,437,000	1,168,000	14,605,000	376,000
	Banog Sur National High School	4,286,000	426,000	4,712,000	150,000
	Barlo Integrated School	3,742,000	429,000	4,171,000	150,000
	Bayambang National High School (Infanta)	7,569,000	719,000	8,288,000	267,000
	Bayaoas National High School	15,378,000	1,063,000	16,441,000	228,000
	Bayoyong National High School	3,432,000	400,000	3,832,000	150,000
	Beleng National High School	7,323,000	628,000	7,951,000	221,000
	Bocboc East National High School	13,458,000	847,000	14,305,000	320,000
	Bogtong National High School	9,101,000	710,000	9,811,000	207,000
	Bolinao Integrated School	17,958,000	1,888,000	19,846,000	1,199,000
	Botao National High School	12,667,000	954,000	13,621,000	289,000
	Buenlag National High School	14,656,000	984,000	15,640,000	254,000
	Bugallon Integrated School	36,398,000	2,456,000	38,854,000	1,418,000
	Cabanaetan National High School	3,795,000	434,000	4,229,000	150,000
	Cabayaoasan National High School	11,480,000	908,000	12,388,000	412,000
	Cabungan National High School	7,580,000	569,000	8,149,000	206,000
	Calbeg National High School	9,418,000	707,000	10,125,000	241,000
	Canan National High School	10,327,000	729,000	11,056,000	268,000
	Carot National High School	7,983,000	676,000	8,659,000	220,000
	Catalino D. Cerezo National High School	5,876,000	619,000	6,495,000	239,000
	Cato National High School	14,184,000	846,000	15,030,000	206,000
	Catubig Integrated School	5,707,000	577,000	6,284,000	172,000
	Catuday National High School	5,487,000	514,000	6,001,000	169,000
	Clemente Cristobal National High School	5,631,000	458,000	6,089,000	150,000
	Dalanguing Integrated School	9,589,000	730,000	10,319,000	150,000
	Dasol Integrated School	6,124,000	885,000	7,009,000	150,000
	Dewey National High School	7,089,000	587,000	7,676,000	150,000
	Domalandan Center Integrated School	14,098,000	1,048,000	15,146,000	478,000
	Domingo P. Boquiren National High School	8,798,000	635,000	9,433,000	160,000
	Don Gaudencio B. Dumlao National High School	6,442,000	527,000	6,969,000	150,000
	Don Pedro National High School	10,112,000	783,000	10,895,000	225,000
	Doyong Malabago National High School	21,126,000	1,323,000	22,449,000	447,000
	Galarin National High School	12,037,000	926,000	12,963,000	150,000
	Garrita National High School	7,748,000	571,000	8,319,000	150,000
	Gayusan Integrated School	5,685,000	529,000	6,214,000	150,000
	Hermosa National High School	8,384,000	889,000	9,273,000	216,000
	Ilog Malino National High School	6,228,000	635,000	6,863,000	212,000
	Infanta Integrated School	14,387,000	1,300,000	15,687,000	650,000
	Lareg-Lareg National High School	5,331,000	488,000	5,819,000	150,000
	Liwa-liwa Integrated School	4,998,000	493,000	5,491,000	150,000
	Lokeb Norte National High School	7,574,000	633,000	8,207,000	217,000
	Lokeb Sur National High School	18,469,000	839,000	19,308,000	489,000
	Luciente II National High School	9,088,000	600,000	9,688,000	268,000
	Luna National High School	13,906,000	992,000	14,898,000	424,000
	Lunec National High School	7,196,000	653,000	7,849,000	223,000
	Mabulitec Integrated School	7,824,000	604,000	8,428,000	199,000
	Macaleeng National High School	6,487,000	660,000	7,147,000	197,000
	Magalong National High School	9,028,000	649,000	9,677,000	209,000
	Malawa Integrated School	7,998,000	576,000	8,574,000	179,000
	Malimpin National High School	6,473,000	534,000	7,007,000	150,000
	Mapita Integrated School	2,220,000	338,000	2,558,000	
	Matic-Matic National High School	10,391,000	947,000	11,338,000	257,000
	Minien National High School	12,775,000	893,000	13,668,000	279,000
	Moises Rebamontan National High School	12,533,000	995,000	13,528,000	252,000
	Naguilayan National High School	3,844,000	442,000	4,286,000	150,000
	Nalsian Tomling National High School	18,145,000	1,060,000	19,205,000	382,000

REGION / SDO / SECONDARY SCHOOLS		JUNIOR HIGH SCHOOL			SENIOR HS
		PS	MOOE	TOTAL	MOOE
	Nancapian National High School	4,015,000	433,000	4,448,000	150,000
	Olo National High School	7,373,000	598,000	7,971,000	236,000
	Paitan Integrated School	9,666,000	896,000	10,562,000	268,000
	Palapar National High School	7,564,000	601,000	8,165,000	199,000
	Pangascasan Integrated School	10,928,000	880,000	11,808,000	263,000
	Pita Integrated School	-	369,000	369,000	
	Pogoruac National High School	12,651,000	895,000	13,546,000	371,000
	Portic Integrated School	5,344,000	463,000	5,807,000	150,000
	Primicias National High School	8,627,000	647,000	9,274,000	150,000
	Quetegan National High School	9,686,000	829,000	10,515,000	291,000
	Quinaoayanan National High School	5,902,000	590,000	6,492,000	160,000
	Ramon Magsaysay Integrated School	5,046,000	509,000	5,555,000	150,000
	Ranao National High School	10,340,000	659,000	10,999,000	237,000
	Ranom Iloco National High School	8,371,000	684,000	9,055,000	199,000
	Real National High School	15,513,000	974,000	16,487,000	291,000
	Sampaloc National High School	11,445,000	876,000	12,321,000	333,000
	San Jose National High School, Anda	12,198,000	888,000	13,086,000	360,000
	San Julian National High School	9,909,000	758,000	10,667,000	329,000
	San Miguel National High School, Bani	6,528,000	605,000	7,133,000	195,000
	Sanlibo National High School	11,430,000	859,000	12,289,000	164,000
	Sapa Grande Integrated School	3,915,000	383,000	4,298,000	150,000
	Siapar Integrated School	2,213,000	373,000	2,586,000	
	Sioasio Integrated School	-	231,000	231,000	
	Tagudin National High School	17,874,000	1,265,000	19,139,000	613,000
	Talospatang National High School	15,689,000	983,000	16,672,000	479,000
	Tambobong National High School	10,759,000	821,000	11,580,000	292,000
	Tampac Integrated School	2,710,000	414,000	3,124,000	150,000
	Tanolong National High School	9,899,000	782,000	10,681,000	275,000
	Tiep National High School	7,605,000	686,000	8,291,000	206,000
	Tobor National High School	7,145,000	605,000	7,750,000	199,000
	Tondol National High School	9,272,000	691,000	9,963,000	237,000
	Torres National High School	11,161,000	750,000	11,911,000	150,000
	Tuliao National High School	13,597,000	880,000	14,477,000	242,000
	Tupa Integrated School	5,980,000	522,000	6,502,000	178,000
	Urbiztondo Integrated School	33,689,000	2,437,000	36,126,000	1,026,000
	Division of Pangasinan II	683,215,000	54,765,000	737,980,000	17,229,000
	Division Office - Proper	10,154,000	-	10,154,000	-
	Alejandro F. Oligan National High School	12,946,000	911,000	13,857,000	396,000
	Alibeng National High School	5,590,000	489,000	6,079,000	150,000
	Amagbagan National High School	8,341,000	537,000	8,878,000	150,000
	Ambalangan-Dalin National High School	6,317,000	537,000	6,854,000	150,000
	Anonang National High School	13,702,000	958,000	14,660,000	452,000
	Ariston Bantog National High School	14,019,000	811,000	14,830,000	273,000
	Atainan-Caranglaan Integrated School	857,000	243,000	1,100,000	
	Baguinay National High School	7,697,000	492,000	8,189,000	150,000
	Baluyot National High School	6,541,000	550,000	7,091,000	150,000
	Bantay Insik Integrated School	3,939,000	444,000	4,383,000	150,000
	Baracbac National High School	7,898,000	586,000	8,484,000	150,000
	Barangobong National High School	7,962,000	520,000	8,482,000	150,000
	Batasan National High School	7,517,000	616,000	8,133,000	150,000
	Bersamin Agro-Industrial High School	11,512,000	852,000	12,364,000	214,000
	Binday National High School	10,005,000	694,000	10,699,000	181,000
	Bugayong Integrated School	7,787,000	600,000	8,387,000	150,000
	Bulaoen East National High School	7,832,000	540,000	8,372,000	188,000
	Cabalitian National High School	4,757,000	400,000	5,157,000	150,000
	Cabanbanan National High School	14,862,000	957,000	15,819,000	573,000
	Cacabugaoan National High School	3,418,000	377,000	3,795,000	150,000
	Calepaan Integrated School	1,714,000	396,000	2,110,000	150,000
	Calmay Integrated School	4,473,000	397,000	4,870,000	
	Caloscaoayan National High School	16,680,000	1,051,000	17,731,000	436,000
	Canarvacanan National High School	4,359,000	429,000	4,788,000	150,000
	Capulaan National High School	8,308,000	632,000	8,940,000	178,000
	Carusucan Norte National High School	7,577,000	555,000	8,132,000	150,000
	Carusucan Sur National High School	6,940,000	517,000	7,457,000	150,000
	Castusu Integrated School	3,152,000	435,000	3,587,000	

REGION / SDO / SECONDARY SCHOOLS		JUNIOR HIGH SCHOOL			SENIOR HS
		PS	MOOE	TOTAL	MOOE
	Dalumpinas National High School	6,374,000	440,000	6,814,000	150,000
	Dilan Integrated School	6,678,000	620,000	7,298,000	151,000
	Don Amadeo Perez, Sr. National High School	6,395,000	544,000	6,939,000	150,000
	Don Benito Agro-Industrial High School	7,802,000	602,000	8,404,000	207,000
	Don Robert Estrella, Sr. National High School	3,143,000	405,000	3,548,000	150,000
	Don Valentin Torres Integrated School	3,759,000	432,000	4,191,000	150,000
	Dungon Integrated School	3,746,000	403,000	4,149,000	150,000
	Esperanza National High School	3,739,000	454,000	4,193,000	150,000
	Eugenio Perez National High School	7,332,000	602,000	7,934,000	150,000
	Flores Integrated School	14,386,000	1,078,000	15,464,000	481,000
	Flores National High School	8,098,000	553,000	8,651,000	150,000
	Gombio-Panaga Integrated School	3,280,000	385,000	3,665,000	
	Gualsic Integrated School		189,000	189,000	
	Gueguesangen Integrated School	8,095,000	845,000	8,940,000	339,000
	La Paz National High School	17,657,000	1,089,000	18,746,000	393,000
	Labayug National High School	8,558,000	699,000	9,257,000	212,000
	Lagasit National High School	6,868,000	767,000	7,635,000	160,000
	Lipit National High School	8,026,000	571,000	8,597,000	164,000
	Lumayao Integrated School	4,669,000	583,000	5,252,000	175,000
	Macayo Integrated School	5,594,000	451,000	6,045,000	150,000
	Malico National High School	3,897,000	394,000	4,291,000	150,000
	Mangaldan Integrated School	14,278,000	1,155,000	15,433,000	334,000
	Maseil-seil National High School	7,876,000	630,000	8,506,000	183,000
	Nama National High School	7,257,000	630,000	7,887,000	205,000
	Nantangalan National High School	11,145,000	908,000	12,053,000	223,000
	Palguyod National High School	7,967,000	787,000	8,754,000	150,000
	Panganiban National High School	8,938,000	628,000	9,566,000	150,000
	Piaz National High School	9,883,000	727,000	10,610,000	205,000
	Pindangan National High School, Sison	8,991,000	514,000	9,505,000	150,000
	Pinmilapil National High School	6,397,000	572,000	6,969,000	150,000
	Prado National High School	8,027,000	674,000	8,701,000	239,000
	Rajal Angayan National High School	10,014,000	732,000	10,746,000	206,000
	Robert Estrella National High School	13,808,000	907,000	14,715,000	323,000
	Rosario National High School	6,850,000	499,000	7,349,000	150,000
	Saguittang Integrated School	-	224,000	224,000	
	Salud-San Eugenio National High School	5,709,000	494,000	6,203,000	150,000
	San Antonio National High School	7,676,000	732,000	8,408,000	225,000
	San Aurelio National High School	8,826,000	637,000	9,463,000	203,000
	San Fabian Integrated School	11,242,000	785,000	12,027,000	356,000
	San Felipe Integrated School	6,287,000	630,000	6,917,000	215,000
	San Felipe National High School	10,717,000	893,000	11,610,000	263,000
	San Isidro National High School	7,599,000	506,000	8,105,000	150,000
	San Juan National High School	6,984,000	508,000	7,492,000	150,000
	San Leon National High School	7,124,000	626,000	7,750,000	150,000
	San Luis National High School	13,114,000	820,000	13,934,000	204,000
	San Macario National High School	4,162,000	484,000	4,646,000	150,000
	San Miguel National High School	3,843,000	475,000	4,318,000	150,000
	San Pedro Apartado National High School	10,662,000	738,000	11,400,000	331,000
	San Rafael National High School	5,881,000	546,000	6,427,000	150,000
	San Vicente Integrated School	-	234,000	234,000	
	San Vicente West Integrated School	2,478,000	380,000	2,858,000	150,000
	Sison Central Integrated School	9,312,000	789,000	10,101,000	256,000
	Sta. Cruz Integrated School	4,058,000	524,000	4,582,000	150,000
	Sta. Maria East Integrated School	13,725,000	1,404,000	15,129,000	825,000
	Sta. Maria National High School, Binalonan	12,087,000	753,000	12,840,000	223,000
	Sta. Maria National High School, San Nicolas	9,127,000	665,000	9,792,000	188,000
	Sto. Domingo National High School	8,200,000	626,000	8,826,000	249,000
	Sto. Tomas National High School	7,077,000	569,000	7,646,000	150,000
	Sumabnit National High School	7,459,000	554,000	8,013,000	150,000
	Tombod Integrated School	5,127,000	502,000	5,629,000	150,000
	Unzad National High School	8,356,000	672,000	9,028,000	150,000
	Division of San Carlos City	153,598,000	11,873,000	165,471,000	3,442,000
	Division Office - Proper	2,391,000	-	2,391,000	-
	Agdao Integrated School	11,861,000	1,027,000	12,888,000	204,000
	Bacnar National High School	12,539,000	857,000	13,396,000	286,000

REGION / SDO / SECONDARY SCHOOLS		JUNIOR HIGH SCHOOL			SENIOR HS
		PS	MOOE	TOTAL	MOOE
	Bolingit National High School	10,010,000	715,000	10,725,000	245,000
	Candido Marcellano Integrated School	3,490,000	586,000	4,076,000	
	Cobol National High School	7,958,000	677,000	8,635,000	178,000
	Coliling National High School	11,945,000	905,000	12,850,000	233,000
	Doyong National High School	14,161,000	1,007,000	15,168,000	331,000
	Guelew Integrated School	7,647,000	751,000	8,398,000	150,000
	Libas National High School	9,745,000	742,000	10,487,000	221,000
	Lilimasan National High School	6,854,000	511,000	7,365,000	150,000
	Mabalbalino National High School	12,686,000	927,000	13,613,000	363,000
	Malacañang National High School	11,319,000	759,000	12,078,000	254,000
	Salinap National High School	12,156,000	808,000	12,964,000	259,000
	Tamayo National High School	9,467,000	769,000	10,236,000	298,000
	Tarece Integrated School	9,369,000	832,000	10,201,000	270,000
	Division of San Fernando City	49,905,000	6,464,000	56,369,000	1,618,000
	Division Office - Proper	852,000	-	852,000	-
	Bangbangolan National High School	4,787,000	469,000	5,256,000	150,000
	Dr. Quintin Balcita, Sr. National High School	7,876,000	651,000	8,527,000	233,000
	La Union National High School - Sacyud Annex	2,344,000	360,000	2,704,000	150,000
	Lingsat Integrated School	857,000	1,002,000	1,859,000	352,000
	Nagyubuyuban Integrated School	-	323,000	323,000	150,000
	Pagudpud Integrated School	857,000	445,000	1,302,000	
	Pao National High School	3,289,000	360,000	3,649,000	150,000
	San Fernando City National Vocational High School	6,130,000	675,000	6,805,000	
	San Fernando City SPED Integrated High School	2,711,000	348,000	3,059,000	150,000
	San Fernando South Central Integrated School	19,774,000	1,497,000	21,271,000	283,000
	Sibuan-Otong Integrated School	428,000	334,000	762,000	
	Division of Urdaneta City	145,428,000	11,378,000	156,806,000	3,370,000
	Division Office - Proper	2,137,000	-	2,137,000	-
	Anonas National High School	11,440,000	805,000	12,245,000	191,000
	Bactad East High School	6,151,000	448,000	6,599,000	150,000
	Cabaruan National High School	12,553,000	781,000	13,334,000	296,000
	Cabuloan National High School	8,606,000	628,000	9,234,000	150,000
	Calegu Integrated School	981,000	380,000	1,361,000	150,000
	Camabu National High School	7,427,000	597,000	8,024,000	150,000
	Camantiles National High School	9,738,000	844,000	10,582,000	329,000
	Casabula National High School	4,710,000	417,000	5,127,000	150,000
	Catablan Integrated School	8,936,000	648,000	9,584,000	230,000
	Cayambanan National High School	10,042,000	684,000	10,726,000	165,000
	Don Alipio Fernandez, Sr. Integrated School	4,615,000	524,000	5,139,000	150,000
	Don Antonio Bongolan Memorial High School	10,716,000	709,000	11,425,000	157,000
	Labit National High School	8,177,000	751,000	8,928,000	150,000
	Mariano Q. Umipig National High School	10,005,000	806,000	10,811,000	221,000
	Nancalobasaan National High School	9,172,000	621,000	9,793,000	179,000
	Palina West National High School	6,788,000	603,000	7,391,000	170,000
	Pedro T. Orata National High School	8,919,000	632,000	9,551,000	232,000
	San Jose Leet Integrated School	4,315,000	500,000	4,815,000	150,000
	Division of Vigan City	21,399,000	1,606,000	23,005,000	591,000
	Division Office - Proper	342,000	-	342,000	-
	Vigan East National High School	14,845,000	1,048,000	15,893,000	441,000
	Vigan West National High School	6,212,000	558,000	6,770,000	150,000
	Cordillera Administrative Region (CAR)	1,544,909,000	148,302,000	1,693,211,000	41,216,000
	Division of Abra	215,697,000	20,051,000	235,748,000	7,129,000
	Division Office - Proper	3,319,000	-	3,319,000	-
	Abas National High School	4,446,000	410,000	4,856,000	150,000
	Abra High School - Calot Extension	-	363,000	363,000	150,000
	Alfredo D. Bersamina National High School	-	389,000	389,000	158,000
	An-Anaao Integrated School	857,000	374,000	1,231,000	150,000
	Baay National High School	7,662,000	468,000	8,130,000	150,000
	Ba-i Integrated School	428,000	232,000	660,000	
	Bolbolo National High School	3,289,000	384,000	3,673,000	150,000

REGION / SDO / SECONDARY SCHOOLS		JUNIOR HIGH SCHOOL			SENIOR HS
		PS	MOOE	TOTAL	MOOE
	Boliney National High School	4,861,000	480,000	5,341,000	167,000
	Caganayan National High School	3,890,000	376,000	4,266,000	150,000
	Capitan National High School	5,761,000	498,000	6,259,000	169,000
	Cayapa National High School	7,234,000	520,000	7,754,000	150,000
	Dalit National High School	9,588,000	668,000	10,256,000	263,000
	Danac Integrated School	-	205,000	205,000	
	Dilong National High School	4,789,000	410,000	5,199,000	150,000
	Dugong National High School	7,042,000	554,000	7,596,000	188,000
	Gaddani National High School	17,437,000	1,122,000	18,559,000	618,000
	La Paz Integrated School	2,999,000	645,000	3,644,000	160,000
	Langiden National High School	6,227,000	492,000	6,719,000	169,000
	Layugan Integrated School	428,000	269,000	697,000	
	Licuan Integrated School	857,000	261,000	1,118,000	
	Lul-luno National High School	4,380,000	372,000	4,752,000	150,000
	Lumaba Integrated School	-	250,000	250,000	
	Luzong National High School	5,192,000	431,000	5,623,000	150,000
	Maguyepyep Integrated School	857,000	240,000	1,097,000	
	Marc Israel B. Bernos Memorial National High School	16,597,000	1,058,000	17,655,000	616,000
	Naglibacan Integrated School	428,000	249,000	677,000	
	Pangtod National High School	8,558,000	624,000	9,182,000	199,000
	Penarrubia Integrated School	4,984,000	683,000	5,667,000	309,000
	Pulot National High School	8,622,000	607,000	9,229,000	225,000
	Quidaoen National High School	4,913,000	425,000	5,338,000	150,000
	Rosalio Eduarte National High School	11,396,000	842,000	12,238,000	393,000
	San Isidro National High School	8,561,000	653,000	9,214,000	262,000
	San Quintin National High School	6,290,000	627,000	6,917,000	237,000
	Supo National High School	4,576,000	382,000	4,958,000	150,000
	Suyo National High School	15,501,000	1,043,000	16,544,000	552,000
	Tabangao Integrated School	428,000	211,000	639,000	
	Tagodtod National High School	11,174,000	831,000	12,005,000	344,000
	Tamac Integrated School	-	199,000	199,000	
	Tiempo National High School	4,646,000	449,000	5,095,000	150,000
	Tineg National High School	6,620,000	495,000	7,115,000	150,000
	Tuquib Integrated School	860,000	260,000	1,120,000	
	Division of Apayao	184,244,000	18,472,000	202,716,000	5,305,000
	Division Office - Proper	2,977,000	-	2,977,000	-
	Allig National Agricultural and Trade School	5,342,000	463,000	5,805,000	150,000
	Apayao Science High School	6,220,000	558,000	6,778,000	203,000
	Bacda National High School	9,261,000	744,000	10,005,000	373,000
	Butao Integrated School	1,286,000	259,000	1,545,000	
	Cadaclan Integrated School	1,286,000	227,000	1,513,000	
	Calanasan National High School	6,733,000	419,000	7,152,000	150,000
	Conner National High School	10,986,000	803,000	11,789,000	299,000
	Consuelo National High School	2,299,000	348,000	2,647,000	
	Cupis National High School	4,315,000	432,000	4,747,000	150,000
	Dagara Integrated School	-	256,000	256,000	
	Gov. Benjamin Leguiab, Sr. Memorial National High School	5,715,000	583,000	6,298,000	165,000
	Guina-ang National High School	2,819,000	375,000	3,194,000	
	Ili National High School	5,798,000	688,000	6,486,000	150,000
	Kabugao Agro-Industrial High School	11,623,000	551,000	12,174,000	188,000
	Kabugao National High School	-	577,000	577,000	150,000
	Kalliat Integrated School	1,286,000	250,000	1,536,000	
	Luna National High School	12,227,000	883,000	13,110,000	390,000
	Marag Valley Agricultural and Trade High School	4,743,000	449,000	5,192,000	167,000
	Mataguisi Comprehensive High School	5,057,000	585,000	5,642,000	209,000
	Mayor Bartolome Serut National Agricultural and Trade High School	3,641,000	425,000	4,066,000	
	Mayor Guillermo Barsatan Memorial School of Arts and Trade	6,571,000	651,000	7,222,000	195,000
	Mayor Ricardo de San Jose, Sr. Comprehensive High School	9,211,000	769,000	9,980,000	176,000
	Musimut National High School	1,859,000	349,000	2,208,000	
	Pio Dalim Memorial School of Arts and Trades	10,457,000	429,000	10,886,000	150,000
	Pudtol Vocational High School	12,656,000	1,081,000	13,737,000	623,000
	Sacpil National High School	1,327,000	357,000	1,684,000	
	San Francisco National Agricultural and Trade High School	3,168,000	380,000	3,548,000	
	San Jose Integrated School	-	212,000	212,000	

REGION / SDO / SECONDARY SCHOOLS		JUNIOR HIGH SCHOOL			SENIOR HS
		PS	MOOE	TOTAL	MOOE
	Sipa-Imelda National High School	7,820,000	555,000	8,375,000	150,000
	Sta. Filomena School of Arts and Trades	-	414,000	414,000	150,000
	Sta. Marcela National High School	10,011,000	861,000	10,872,000	381,000
	Swan National Agricultural and Trade High School	3,992,000	442,000	4,434,000	
	Talifugo National High School	5,582,000	585,000	6,167,000	150,000
	Tanglagan National High School	-	494,000	494,000	200,000
	Tawit National High School	2,296,000	429,000	2,725,000	150,000
	Tumog National Agricultural and Trade High School	5,680,000	589,000	6,269,000	236,000
	Division of Baguio City	117,498,000	12,600,000	130,098,000	4,294,000
	Division Office - Proper	1,961,000	-	1,961,000	-
	Baguio City National High School - Fort del Pilar Annex	-	1,176,000	1,176,000	150,000
	Baguio City National High School - Hillside Extension	-	499,000	499,000	
	Baguio City National Science High School	6,259,000	848,000	7,107,000	1,759,000
	Bakakeng National High School (Baguio City NHS - Bakakeng Annex)	6,131,000	601,000	6,732,000	
	Dominican-Mirador National High School (Pines City National High School - Dominican Mirador Annex)	4,185,000	518,000	4,703,000	
	Dofia Aurora National High School (Baguio City National High School - Dofia Aurora Annex)	12,426,000	1,057,000	13,483,000	150,000
	Happy Hollow National High School (Baguio City National High School - Happy Hollow Annex)	3,758,000	423,000	4,181,000	150,000
	Joaquin Smith National High School	16,572,000	1,108,000	17,680,000	262,000
	Lindawan National High School (Baguio City National High School - Lindawan Annex)	3,866,000	454,000	4,320,000	150,000
	Pinget National High School (Pines City National High School - Pinsao Extension)	6,211,000	775,000	6,986,000	150,000
	Pinsao National High School	14,415,000	904,000	15,319,000	262,000
	Quezon Hill National High School (Pines City National High School - Quezon Hill Annex)	10,940,000	1,093,000	12,033,000	150,000
	Rizal National High School (Baguio City National High School - Rizal Annex)	12,952,000	1,361,000	14,313,000	386,000
	San Vicente National High School (Baguio City National High School - San Vicente Annex)	10,455,000	1,039,000	11,494,000	318,000
	Sto. Tomas National High School (Baguio City National High School - Sto. Tomas Annex)	7,367,000	744,000	8,111,000	407,000
	Division of Benguet	271,138,000	30,295,000	301,433,000	8,416,000
	Division Office - Proper	4,429,000	-	4,429,000	-
	Abucot Integrated School	-	276,000	276,000	150,000
	Adaoay National High School	9,896,000	601,000	10,497,000	205,000
	Alno National High School	-	466,000	466,000	150,000
	Ambangeg National High School	-	332,000	332,000	150,000
	Ambiong National High School	3,857,000	405,000	4,262,000	
	Ambuklao National High School	-	365,000	365,000	150,000
	Amlimay Integrated School	857,000	227,000	1,084,000	
	Ampucan National High School	9,309,000	759,000	10,068,000	512,000
	Bad-ayan Integrated School	857,000	260,000	1,117,000	
	Bakun National High School	7,266,000	528,000	7,794,000	150,000
	Balili National High School	11,291,000	723,000	12,014,000	226,000
	Ballay Integrated School	-	204,000	204,000	
	Bangao National High School	9,299,000	796,000	10,095,000	376,000
	Bedbed National High School	3,943,000	396,000	4,339,000	150,000
	Bineng National High School	-	376,000	376,000	150,000
	Binga National High School	5,258,000	447,000	5,705,000	150,000
	Boneng Integrated School	-	217,000	217,000	
	Bulalacao National High School	6,847,000	568,000	7,415,000	150,000
	Cabacab National High School	-	329,000	329,000	150,000
	Cabiten National High School	5,662,000	506,000	6,168,000	150,000
	Camp 30 National High School	5,734,000	740,000	6,474,000	165,000
	Catubong National High School	6,317,000	628,000	6,945,000	150,000
	Cayapas Integrated School	857,000	273,000	1,130,000	
	Cordillera Regional Science High School	11,193,000	1,833,000	13,026,000	270,000
	Daklan National High School	5,860,000	532,000	6,392,000	169,000
	Datakan Integrated School	2,142,000	386,000	2,528,000	150,000
	Eastern La Trinidad National High School	10,230,000	758,000	10,988,000	334,000

REGION / SDO / SECONDARY SCHOOLS		JUNIOR HIGH SCHOOL			SENIOR HS
		PS	MOOE	TOTAL	MOOE
	Evelio Javier Memorial National High School	16,123,000	927,000	17,050,000	351,000
	Fianza Memorial National High School - Tinongdan	6,044,000	499,000	6,543,000	150,000
	Guinaoang National High School	9,401,000	752,000	10,153,000	200,000
	Gumatdang Integrated School	-	235,000	235,000	
	Kapangan Central National High School	11,288,000	750,000	12,038,000	354,000
	Kapangan National High School	7,705,000	591,000	8,296,000	150,000
	Kayapa National High School	-	357,000	357,000	150,000
	Kiwas Integrated School	428,000	214,000	642,000	
	Lam-ayan Integrated School	1,286,000	254,000	1,540,000	
	Laurencio Fianza National High School	7,501,000	488,000	7,989,000	150,000
	Laurencio Fianza National High School Annex - Bantic Annex	-	339,000	339,000	
	Lengaoan-Waking Integrated School	-	208,000	208,000	
	Loacan National High School (Alejo M. Pacalso Memorial National High School)	7,680,000	647,000	8,327,000	211,000
	Lubo Integrated School	-	203,000	203,000	
	Madaymen National High School	6,816,000	598,000	7,414,000	150,000
	Manganese Integrated School	-	263,000	263,000	
	Marcelo Marquez National High School	-	354,000	354,000	150,000
	Mocgao Integrated School	-	195,000	195,000	
	Mogao Integrated School	-	216,000	216,000	
	Nawal Integrated School	428,000	217,000	645,000	
	Palidan Integrated School	857,000	234,000	1,091,000	
	Puguis National High School	-	408,000	408,000	
	Sablan National High School	11,213,000	741,000	11,954,000	250,000
	Sablan National High School - Balluay Extension	-	285,000	285,000	
	Sagpat Integrated School	1,286,000	280,000	1,566,000	
	Saguitlang Integrated School	1,286,000	231,000	1,517,000	
	Sinacbat National High School	-	464,000	464,000	150,000
	Sinipsip National High School	11,944,000	735,000	12,679,000	239,000
	Sinipsip National High School - Natubleng Extension	-	399,000	399,000	150,000
	Taba-ao Integrated School	-	339,000	339,000	150,000
	Tabio National High School	5,311,000	461,000	5,772,000	150,000
	Tacadang Integrated School	4,978,000	312,000	5,290,000	150,000
	Taloy Sur National High School	7,281,000	591,000	7,872,000	150,000
	Tawangan-Lusod National High School	4,943,000	417,000	5,360,000	150,000
	Tuba Central National High School	11,305,000	906,000	12,211,000	329,000
	Tublay National Trade High School	5,605,000	498,000	6,103,000	150,000
	Twin Peaks National High School (Tuba National High School, Twin Peaks)	9,325,000	756,000	10,081,000	175,000
	Division of Ifugao	205,504,000	18,672,000	224,176,000	4,906,000
	Division Office - Proper	3,239,000	-	3,239,000	
	Aguinaldo National High School	8,414,000	835,000	9,249,000	162,000
	Alupapan Integrated School	-	408,000	408,000	150,000
	Asipulo National High School	8,741,000	864,000	9,605,000	174,000
	Ayangan National Agricultural & Vocational High School	5,356,000	451,000	5,807,000	150,000
	Banaue National High School Extension	-	492,000	492,000	150,000
	Bangbang National High School	4,825,000	482,000	5,307,000	150,000
	Caba National High School	4,602,000	389,000	4,991,000	
	Camandag National High School	3,399,000	406,000	3,805,000	150,000
	Caragasan National High School	7,637,000	686,000	8,323,000	150,000
	Danggo National High School	4,929,000	454,000	5,383,000	
	Eastern Potia National High School	10,770,000	728,000	11,498,000	253,000
	Gohang National High School	9,754,000	731,000	10,485,000	158,000
	Haliap National High School	10,830,000	675,000	11,505,000	175,000
	Hapid National High School	18,813,000	599,000	19,412,000	150,000
	Hungduan National High School	8,206,000	661,000	8,867,000	150,000
	Ifugao Provincial Science High School	7,652,000	607,000	8,259,000	531,000
	Ifugao Technical Vocational School	-	831,000	831,000	387,000
	Kalanguya National High School	2,812,000	485,000	3,297,000	150,000
	Kiangan National High School	7,868,000	607,000	8,475,000	181,000
	Lagawe National High School	6,202,000	535,000	6,737,000	
	Lawig National High School Extension	-	348,000	348,000	
	Mongilit Ligmayo National High School	6,233,000	513,000	6,746,000	
	Mungayang National High School	857,000	320,000	1,177,000	

REGION / SDO / SECONDARY SCHOOLS		JUNIOR HIGH SCHOOL			SENIOR HS
		PS	MOOE	TOTAL	MOOE
	Natcak National High School (Haliap National High School - Ammoweg Annex)	3,343,000	356,000	3,699,000	150,000
	Pinto National High School	9,435,000	713,000	10,148,000	150,000
	Potia National High School	-	455,000	455,000	
	Rufino E. Chungalao Science High School	5,081,000	433,000	5,514,000	150,000
	Senior High School within Namulditan Elementary School			-	361,000
	Southern Hingyon National High School	12,639,000	804,000	13,443,000	
	Tinoc National High School	12,072,000	851,000	12,923,000	275,000
	Tulaed National High School	6,432,000	559,000	6,991,000	
	Ubao National High School	15,363,000	963,000	16,326,000	299,000
	Ubao National High School Extension	-	431,000	431,000	150,000
	Division of Kalinga	167,414,000	14,413,000	181,827,000	4,633,000
	Division Office - Proper	2,643,000	-	2,643,000	
	Allagua National High School	3,843,000	445,000	4,288,000	150,000
	Asibanglan National High School (Kalinga National High School - Asibanglan Annex)	4,312,000	426,000	4,738,000	150,000
	Balbalan National High School	-	413,000	413,000	169,000
	Bangad National High School	6,560,000	566,000	7,126,000	150,000
	Batong Buhay National High School (Pasil National High School - Batong Buhay Annex)	5,782,000	421,000	6,203,000	150,000
	Biga National High School	2,870,000	347,000	3,217,000	150,000
	Cal-owan Agricultural and Vocational National High School	8,086,000	747,000	8,833,000	201,000
	Camalog National High School	8,772,000	591,000	9,363,000	150,000
	Cawagayan National High School	8,476,000	597,000	9,073,000	157,000
	Central Pasil National High School (Pasil National High School - Amdalao National High School Annex)	10,514,000	617,000	11,131,000	176,000
	Kinama National High School	6,859,000	633,000	7,492,000	181,000
	Limos National High School	7,608,000	435,000	8,043,000	150,000
	Lubuagan National High School	6,644,000	583,000	7,227,000	150,000
	Macutay-Palao National High School	10,626,000	923,000	11,549,000	390,000
	Magtoma Pangol National High School	12,094,000	673,000	12,767,000	150,000
	Malagnat National High School	857,000	616,000	1,473,000	228,000
	Mananig National High School (Kalinga National High School - Mananig Annex)	3,885,000	405,000	4,290,000	
	Pasil National High School	7,301,000	493,000	7,794,000	150,000
	Santor National High School	2,571,000	531,000	3,102,000	150,000
	Senior High School in Lubuagan, Kalinga			-	422,000
	Socbot National High School (Cawagayan National High School - Socbot Annex)	5,134,000	515,000	5,649,000	150,000
	Southern Tinglayan National High School	7,489,000	533,000	8,022,000	159,000
	Sumadel National High School	8,316,000	449,000	8,765,000	150,000
	Talocloc General Comprehensive National High School (Tanudan Vocational School - Talocloc Annex)	4,343,000	407,000	4,750,000	150,000
	Tanudan National High School	6,805,000	413,000	7,218,000	150,000
	Tappo Vocational High School	6,256,000	591,000	6,847,000	
	Tinglayan National High School	4,254,000	393,000	4,647,000	150,000
	Tulgao West Integrated School	1,286,000	252,000	1,538,000	
	Western Kalinga National High School	3,228,000	398,000	3,626,000	150,000
	Division of Mt. Province	286,039,000	24,042,000	310,081,000	4,485,000
	Division Office - Proper	4,428,000	-	4,428,000	-
	Abatan National High School	3,604,000	388,000	3,992,000	
	Agawa National High School	3,604,000	339,000	3,943,000	
	Albago National High School	7,011,000	488,000	7,499,000	
	Am-Am National High School	4,270,000	432,000	4,702,000	
	Ankileng National High School	7,844,000	536,000	8,380,000	203,000
	Anonat National Agricultural and Vocational High School	4,272,000	501,000	4,773,000	150,000
	Bacarri National Trade Agricultural High School - Bunot Extension	-	270,000	270,000	
	Bagnen National High School	4,120,000	429,000	4,549,000	
	Balaoa National High School (Tadian School of Arts and Trades - Balaoa Extension)	3,630,000	347,000	3,977,000	
	Balugan National High School	3,744,000	370,000	4,114,000	
	Banao National High School	7,215,000	530,000	7,745,000	
	Banawel National High School	3,647,000	392,000	4,039,000	

REGION / SDO / SECONDARY SCHOOLS		JUNIOR HIGH SCHOOL			SENIOR HS
		PS	MOOE	TOTAL	MOOE
	Bangaan National High School	8,473,000	608,000	9,081,000	
	Banguitan National High School	3,677,000	360,000	4,037,000	
	Bansa National High School	4,568,000	443,000	5,011,000	
	Barlig National High School	7,131,000	472,000	7,603,000	
	Belwang National High School	4,140,000	325,000	4,465,000	
	Besao National High School	4,855,000	435,000	5,290,000	218,000
	Betwagan National High School	6,917,000	582,000	7,499,000	
	Bunga National High School	3,040,000	400,000	3,440,000	
	Buringal National High School	5,394,000	472,000	5,866,000	
	Butigue National High School	7,688,000	506,000	8,194,000	415,000
	Cagubatan National High School	6,853,000	486,000	7,339,000	165,000
	Dacudac National High School	4,094,000	424,000	4,518,000	150,000
	Dalican National High School	3,809,000	380,000	4,189,000	
	Data National High School	3,285,000	355,000	3,640,000	
	Guinaang National High School	6,077,000	482,000	6,559,000	
	Kadaclan National High School	5,451,000	449,000	5,900,000	
	Leseb National High School	3,963,000	367,000	4,330,000	
	Lias National High School	3,725,000	348,000	4,073,000	
	Lubon National High School	9,333,000	545,000	9,878,000	150,000
	Mabaay National High School	8,569,000	490,000	9,059,000	242,000
	Mabalite National High School	431,000	273,000	704,000	
	Mainit National High School	-	238,000	238,000	
	Masla National High School	7,506,000	479,000	7,985,000	150,000
	Mayag National High School	1,295,000	305,000	1,600,000	
	Mt. Data National High School	10,918,000	762,000	11,680,000	560,000
	Namatec National High School	4,697,000	365,000	5,062,000	
	Natonin Senior High School			-	699,000
	Otucan-Bila National High School	7,405,000	547,000	7,952,000	304,000
	Palitod National High School	6,415,000	577,000	6,992,000	
	Pingad National High School	7,691,000	632,000	8,323,000	315,000
	Sabangan National High School	7,343,000	509,000	7,852,000	150,000
	Saclit National High School	3,691,000	359,000	4,050,000	
	Sadanga National Technical-Vocational and Skills Training High School	7,748,000	581,000	8,329,000	249,000
	Sagada National High School	7,472,000	538,000	8,010,000	365,000
	Saliok National Technical-Vocational and Skills Training High School	3,438,000	377,000	3,815,000	
	San Rafael National High School	6,670,000	528,000	7,198,000	
	Sta. Isabel National High School	5,345,000	445,000	5,790,000	
	Subaba National High School	3,642,000	410,000	4,052,000	
	Talubin National High School	5,139,000	407,000	5,546,000	
	Tamboan National High School	3,662,000	369,000	4,031,000	
	Tapapan National High School	6,167,000	526,000	6,693,000	
	Tipunan National High School	6,932,000	509,000	7,441,000	
	Tucucan National High School	4,001,000	355,000	4,356,000	
	Division of Tabuk City	97,375,000	9,757,000	107,132,000	2,048,000
	Division Office - Proper	1,533,000	-	1,533,000	-
	Agbannawag National High School	21,032,000	1,460,000	22,492,000	726,000
	Amlao Integrated School	-	203,000	203,000	
	Bado Dangwa National High School (Tuga National High School - Bado Dangwa Annex)	7,615,000	582,000	8,197,000	207,000
	Balawag National High School	5,411,000	465,000	5,876,000	150,000
	Balong National High School (Tabuk National High School - Balong Annex)	6,627,000	541,000	7,168,000	150,000
	Bantay National High School	2,340,000	210,000	2,550,000	
	Bulo National High School (Sumadel National High School - Bulo Annex)	6,229,000	449,000	6,678,000	150,000
	Calaccad National High School	6,836,000	486,000	7,322,000	
	Cudal National High School	6,137,000	541,000	6,678,000	157,000
	Dilag Integrated School	4,452,000	437,000	4,889,000	179,000
	Eastern Kalinga National High School	4,930,000	410,000	5,340,000	
	Guilayon Integrated School	-	202,000	202,000	
	Lacnog Integrated School	-	231,000	231,000	
	Laya Integrated School	-	242,000	242,000	
	Maledda Integrated School	428,000	220,000	648,000	

REGION / SDO / SECONDARY SCHOOLS		JUNIOR HIGH SCHOOL			SENIOR HS
		PS	MOOE	TOTAL	MOOE
	Nambaran Agro- Industrial National High School (Nambaran National High School)	6,133,000	628,000	6,761,000	150,000
	Nambucayan National High School	4,345,000	419,000	4,764,000	
	Naneng National High School	6,704,000	461,000	7,165,000	
	Naneng National High School - Mosimos Extension	-	391,000	391,000	
	New Tanglag National High School	6,195,000	548,000	6,743,000	179,000
	San Pablo Integrated School	-	207,000	207,000	
	Southern Tabuk Integrated School	-	208,000	208,000	
	Toppan Integrated School	428,000	216,000	644,000	
Region II - Cagayan Valley		2,648,042,000	236,429,000	2,884,471,000	92,610,000
	Division of Batanes	32,020,000	2,314,000	34,334,000	750,000
	Division Office - Proper	511,000	-	511,000	-
	Batanes General Comprehensive High School (BPC-Uyugan High School)	4,945,000	397,000	5,342,000	150,000
	Itbud Integrated School	5,203,000	394,000	5,597,000	150,000
	Ivana National High School	9,130,000	488,000	9,618,000	150,000
	Mahatao National High School	8,342,000	481,000	8,823,000	150,000
	Raele Integrated School	3,458,000	347,000	3,805,000	150,000
	Valugan Integrated School	431,000	207,000	638,000	
	Division of Cagayan	1,101,946,000	84,648,000	1,186,594,000	35,481,000
	Division Office - Proper	17,432,000	-	17,432,000	-
	Afusing National High School	15,000,000	1,008,000	16,008,000	410,000
	Alig Valley National High School	6,742,000	484,000	7,226,000	150,000
	Amulung National High School - Baculud Extension	930,000	453,000	1,383,000	164,000
	Andarayan National High School	33,608,000	2,083,000	35,691,000	1,147,000
	Aparri East National High School	30,047,000	2,072,000	32,119,000	1,172,000
	Babuyan Claro Integrated School	4,665,000	445,000	5,110,000	150,000
	Baggao National Agricultural School - Sta. Margarita Annex	9,249,000	1,068,000	10,317,000	521,000
	Baggao National High School	35,427,000	2,142,000	37,569,000	1,105,000
	Baggao National High School - Agaman Annex	8,834,000	786,000	9,620,000	329,000
	Baggao National School of Arts and Trades	20,276,000	1,451,000	21,727,000	642,000
	Ballesteros National High School	42,662,000	2,974,000	45,636,000	1,663,000
	Baua National High School	16,476,000	1,110,000	17,586,000	396,000
	Bayabat National High School	12,292,000	696,000	12,988,000	245,000
	Bayabat National High School - La Suerte Extension	1,913,000	432,000	2,345,000	150,000
	Baybayog National High School	23,399,000	1,527,000	24,926,000	876,000
	Bidduang National High School	10,289,000	668,000	10,957,000	275,000
	Bural Integrated School	1,286,000	270,000	1,556,000	
	Cabatacan High School	13,589,000	818,000	14,407,000	289,000
	Cabatacan High School - Nabannagan Annex	8,874,000	710,000	9,584,000	228,000
	Cabbo National High School	14,466,000	1,060,000	15,526,000	405,000
	Cabiraoan National High School	5,728,000	584,000	6,312,000	159,000
	Calaoagan Dackel National High School	33,902,000	1,679,000	35,581,000	850,000
	Calaoagan Dackel National High School- Capissayan Annex	-	796,000	796,000	413,000
	Calayan High School	20,832,000	1,070,000	21,902,000	709,000
	Calayan High School - Dibay Extension	2,290,000	431,000	2,721,000	
	Calayan High School Annex (Camiguin)	3,904,000	574,000	4,478,000	
	Calayan High School- Dilam Extension	-	350,000	350,000	
	Callao Norte High School	8,176,000	569,000	8,745,000	150,000
	Caridad B. Trinidad National High School	6,408,000	638,000	7,046,000	150,000
	Casambalangan National High School (Sta. Ana High School)	11,460,000	837,000	12,297,000	289,000
	Cataratan Integrated School	3,790,000	423,000	4,213,000	150,000
	Catotoran Integrated School	1,411,000	417,000	1,828,000	150,000
	Claveria National High School	3,960,000	402,000	4,362,000	150,000
	Cordova National High School	18,477,000	1,150,000	19,627,000	592,000
	Dadda National High School	6,938,000	591,000	7,529,000	218,000
	Dassun National High School	12,004,000	822,000	12,826,000	287,000
	David M. Puzon Memorial National High School	16,233,000	1,075,000	17,308,000	503,000
	Don Mariano Marcos High School	19,664,000	1,280,000	20,944,000	608,000
	Don Severino Paglilauan High School (Nannarian National High School)	16,904,000	1,176,000	18,080,000	451,000
	Dungao Integrated School	1,286,000	335,000	1,621,000	
	Felipe Tuzon Agricultural High School	4,573,000	409,000	4,982,000	150,000

REGION / SDO / SECONDARY SCHOOLS		JUNIOR HIGH SCHOOL			SENIOR HS
		PS	MOOE	TOTAL	MOOE
	Fuga Island Integrated School	-	231,000	231,000	
	Gadu National High School	37,339,000	1,856,000	39,195,000	802,000
	Gadu National High School-Nangalisan Extension	-	889,000	889,000	583,000
	Gammad National High School	12,501,000	913,000	13,414,000	313,000
	Gonzaga National High School	16,825,000	1,398,000	18,223,000	737,000
	Gonzaga National High School - Sta. Clara Annex	-	402,000	402,000	150,000
	Hacienda Intal National High School (Baggao National High School)	14,473,000	1,060,000	15,533,000	441,000
	Illuru High School	12,632,000	792,000	13,424,000	387,000
	Imurung National High School	9,902,000	824,000	10,726,000	268,000
	Ipil High School	7,337,000	624,000	7,961,000	257,000
	Itawes National Agriculture and Technological School - Bagumbayan Annex	8,984,000	912,000	9,896,000	354,000
	Itawes National High School	28,381,000	1,979,000	30,360,000	1,148,000
	Lagum Integrated School	-	204,000	204,000	
	Lal-lo National High School	45,222,000	2,734,000	47,956,000	1,637,000
	Lal-lo National High School - Bulala Norte Annex	6,977,000	623,000	7,600,000	169,000
	Lal-lo National High School - Cabayabasan Annex	2,399,000	490,000	2,889,000	205,000
	Lemu National High School	16,712,000	929,000	17,641,000	405,000
	Libertad High School	23,317,000	1,631,000	24,948,000	1,013,000
	Licerio Antiporda, Sr. High School	22,260,000	1,302,000	23,562,000	552,000
	Licerio Antiporda, Sr. High School - Dalaya Extension	1,423,000	469,000	1,892,000	178,000
	Licerio Antiporda, Sr. High School - Sta. Isabel Extension	1,428,000	476,000	1,904,000	169,000
	Lipatan Integrated School	857,000	257,000	1,114,000	
	Logac National High School (Lallo National High School - Logac Annex)	18,118,000	1,174,000	19,292,000	549,000
	Magalalag National High School	17,551,000	1,026,000	18,577,000	478,000
	Magapit National High School	11,495,000	889,000	12,384,000	402,000
	Mapurao Integrated Learning School	4,215,000	401,000	4,616,000	
	Matucay High School	12,144,000	923,000	13,067,000	396,000
	Mauanan High School	8,516,000	623,000	9,139,000	199,000
	Minabel Integrated School	1,714,000	350,000	2,064,000	
	Minanga Integrated School	-	209,000	209,000	
	Namuccayan Integrated School	4,046,000	461,000	4,507,000	150,000
	Pacac Grande National High School	9,725,000	962,000	10,687,000	418,000
	Pacac Integrated School	-	212,000	212,000	
	Palau Integrated School	-	204,000	204,000	
	Pata Integrated School	-	217,000	217,000	
	Pattao National High School	17,803,000	1,141,000	18,944,000	463,000
	Pattao National High School - Maddalero Extension	489,000	377,000	866,000	150,000
	Peñablanca East National High School	9,944,000	841,000	10,785,000	321,000
	Piat National High School	23,268,000	1,524,000	24,792,000	786,000
	Rebecca High School	19,252,000	977,000	20,229,000	339,000
	Sampaguita National High School	19,212,000	1,401,000	20,613,000	653,000
	San Isidro Integrated School	2,999,000	478,000	3,477,000	
	San Juan Integrated School	428,000	285,000	713,000	
	Sanchez Mira High School	10,599,000	873,000	11,472,000	488,000
	Sicalao Integrated School	5,209,000	454,000	5,663,000	150,000
	Sta. Praxedes High School	8,416,000	677,000	9,093,000	244,000
	Sta. Teresita National High School	22,411,000	1,500,000	23,911,000	658,000
	Sta. Teresita National High School - Luga Extension	4,330,000	478,000	4,808,000	150,000
	Sto. Niño National High School	20,730,000	1,427,000	22,157,000	717,000
	Sto. Niño National High School - Abariongan Annex	9,029,000	745,000	9,774,000	286,000
	Sto. Niño National High School - Lubo Extension	6,773,000	592,000	7,365,000	206,000
	Tabang Integrated School	-	228,000	228,000	
	Taguing Integrated School	1,286,000	318,000	1,604,000	
	Tuao Vocational and Technical School - Culung Annex	10,540,000	1,076,000	11,616,000	451,000
	Tuao Vocational and Technical School - Malummin Annex	4,913,000	675,000	5,588,000	263,000
	Tuao Vocational and Technical School - Pata Extension	4,233,000	443,000	4,676,000	150,000
	Utan Integrated School	4,555,000	475,000	5,030,000	150,000
	Valley Cove Integrated School	3,557,000	401,000	3,958,000	
	Western Enrile Vocational School	10,081,000	751,000	10,832,000	200,000
	Division of Cauayan City	97,681,000	9,469,000	107,150,000	3,080,000
	Division Office - Proper	1,538,000	-	1,538,000	-
	Buyon Integrated School	428,000	230,000	658,000	

REGION / SDO / SECONDARY SCHOOLS		JUNIOR HIGH SCHOOL			SENIOR HS
		PS	MOOE	TOTAL	MOOE
	Cauayan City National High School - Cabaruan Annex	998,000	392,000	1,390,000	152,000
	Cauayan City National High School - Research Annex	5,553,000	709,000	6,262,000	211,000
	Cauayan National High School - Marabulig Extension	-	585,000	585,000	209,000
	Gappal National High School	11,206,000	769,000	11,975,000	312,000
	Linglingay National High School - (Isabela National High School Linglingay Extension)	5,880,000	438,000	6,318,000	150,000
	Pinoma National High School (Isabela National High School - Pinoma Extension)	11,630,000	1,022,000	12,652,000	375,000
	San Antonio National High School	9,087,000	711,000	9,798,000	231,000
	San Luis Integrated School	857,000	273,000	1,130,000	
	Sillawit National High School	8,352,000	710,000	9,062,000	241,000
	Villa Concepcion High School - Baculod Annex	499,000	491,000	990,000	155,000
	Villa Concepcion High School - Rogus Extension	988,000	638,000	1,626,000	172,000
	Villa Concepcion National High School	29,657,000	1,555,000	31,212,000	541,000
	West Tabacal Region National High School	11,008,000	946,000	11,954,000	331,000
	Division of Ilagan City	94,955,000	9,479,000	104,434,000	2,862,000
	Division Office - Proper	1,537,000	-	1,537,000	-
	Abuan National High School	857,000	310,000	1,167,000	
	Alinguigan 2nd Integrated School	428,000	240,000	668,000	
	Dappat Integrated School (Isabela National High School- Dappat Extension)	8,405,000	627,000	9,032,000	190,000
	Gayong-gayong Integrated School	3,929,000	455,000	4,384,000	150,000
	Ilagan East Integrated SPED Center	857,000	274,000	1,131,000	
	Ilagan Sports High School	9,658,000	632,000	10,290,000	
	Isabela School of Arts and Trades - Cabannungan Annex	2,497,000	946,000	3,443,000	209,000
	Lupigue Integrated School	7,730,000	589,000	8,319,000	207,000
	Manaring Integrated School	10,956,000	943,000	11,899,000	296,000
	Rang-Ayan National High School (Isabela National High School- Rang-ayan Annex)	11,811,000	1,004,000	12,815,000	478,000
	San Antonio Agricultural High School - San Rafael Annex	8,239,000	916,000	9,155,000	334,000
	San Lorenzo Integrated School	9,262,000	778,000	10,040,000	323,000
	San Pedro Integrated School	3,915,000	410,000	4,325,000	150,000
	Sindun Bayabo Integrated School	1,360,000	341,000	1,701,000	150,000
	Sta. Isabel National High School	13,514,000	1,014,000	14,528,000	375,000
	Division of Isabela	813,367,000	77,863,000	891,230,000	29,940,000
	Division Office - Proper	13,046,000	-	13,046,000	-
	Addalam Region High School - Divinan Annex	1,318,000	345,000	1,663,000	
	Alfreda Albano National High School - Masipi Annex	-	534,000	534,000	
	Alibadabad National High School	10,428,000	901,000	11,329,000	360,000
	Alicia Vocational School	13,712,000	1,067,000	14,779,000	413,000
	Andabuen National High School	11,038,000	925,000	11,963,000	488,000
	Aneg National High School	3,455,000	391,000	3,846,000	
	Antagan National High School (Isabela National High School - Antagan I Annex)	11,375,000	836,000	12,211,000	310,000
	Aurora Senior High School			-	2,503,000
	Ayod Integrated School	857,000	280,000	1,137,000	
	Bacnor National High School (Calaguian National High School - Bacnor Annex)	10,255,000	822,000	11,077,000	318,000
	Bagnos Integrated School	857,000	241,000	1,098,000	
	Balagan Integrated School	857,000	289,000	1,146,000	
	Balliao Integrated School	857,000	319,000	1,176,000	
	Banquero Integrated School	5,705,000	528,000	6,233,000	
	Barucboc National High School	9,852,000	901,000	10,753,000	298,000
	Bayabo East Integrated School	1,286,000	291,000	1,577,000	
	Biga Integrated School	857,000	249,000	1,106,000	
	Bimonton Integrated School	4,452,000	469,000	4,921,000	150,000
	Bitabian National High School	1,784,000	384,000	2,168,000	
	Buenaventura G. Masigan National High School	13,117,000	937,000	14,054,000	424,000
	Buyasan Integrated School	-	196,000	196,000	
	Cabagan Riverside National High School	7,369,000	951,000	8,320,000	447,000
	Cabaruan Integrated School	9,562,000	719,000	10,281,000	242,000
	Cadalaria High School	9,487,000	740,000	10,227,000	207,000
	Cadsalan Integrated School	4,525,000	455,000	4,980,000	
	Cebu Integrated School	4,832,000	414,000	5,246,000	150,000

REGION / SDO / SECONDARY SCHOOLS		JUNIOR HIGH SCHOOL			SENIOR HS
		PS	MOOE	TOTAL	MOOE
	Colorado Integrated School	5,915,000	523,000	6,438,000	
	Cordon National High School	-	929,000	929,000	513,000
	Cubag Integrated School	857,000	309,000	1,166,000	
	Cumabao Integrated School	10,037,000	897,000	10,934,000	351,000
	Cumu Integrated School	4,379,000	418,000	4,797,000	
	Dabubu High School	15,406,000	839,000	16,245,000	346,000
	Dalena High School	3,885,000	553,000	4,438,000	
	Daragutan West Integrated School	1,286,000	337,000	1,623,000	
	Del Pilar Integrated School	7,572,000	616,000	8,188,000	150,000
	Delfin Albano (Magsaysay) Stand Alone Senior High School			-	1,021,000
	Diadi Region High School	11,843,000	983,000	12,826,000	378,000
	Dibewan Integrated School	857,000	278,000	1,135,000	
	Dibulo Integrated School	857,000	319,000	1,176,000	
	Dicamay Integrated School	3,618,000	396,000	4,014,000	150,000
	Dicamay National High School	2,152,000	411,000	2,563,000	
	Dietban Integrated School	6,026,000	524,000	6,550,000	
	Dinapigue National High School	10,259,000	790,000	11,049,000	455,000
	Dingading Integrated School	7,625,000	561,000	8,186,000	176,000
	Divilacan National High School (Isabela National High School - Divilacan Annex)	7,497,000	592,000	8,089,000	279,000
	Dolores Integrated School	2,869,000	371,000	3,240,000	
	Dofia Josefa E. Marcos National High School	11,646,000	830,000	12,476,000	310,000
	Dofia Magdalena Gaffud National High School	10,630,000	839,000	11,469,000	333,000
	Dorganda High School	4,395,000	431,000	4,826,000	150,000
	Duroc Integrated School	5,169,000	337,000	5,506,000	
	Echague National High School	26,402,000	1,817,000	28,219,000	970,000
	Eden Integrated School	2,290,000	409,000	2,699,000	150,000
	Fermeldy National High School	12,277,000	1,036,000	13,313,000	355,000
	Fugaru Integrated School	3,898,000	405,000	4,303,000	
	Gamu Rural School - Junction Upi Annex	3,424,000	682,000	4,106,000	
	General Emilio Aguinaldo National High School	13,097,000	980,000	14,077,000	381,000
	Highway Region High School	7,160,000	642,000	7,802,000	185,000
	Ibujan Integrated School	428,000	233,000	661,000	
	Imbiao Integrated School	428,000	223,000	651,000	
	Imelda Marcos High School	10,930,000	870,000	11,800,000	384,000
	Imelda Marcos High School - Mabbayad Annex	428,000	354,000	782,000	
	Ingud - Ramona Integrated School	3,871,000	376,000	4,247,000	
	Isabela SPED Center Extension (School for the Deaf)	428,000	283,000	711,000	
	Isabela Sports Senior High School			-	374,000
	Jones West High School	489,000	335,000	824,000	150,000
	Josefina Albano National High School (San Antonio High School - Paragu Extension)	5,911,000	474,000	6,385,000	150,000
	La Paz National High School	8,441,000	666,000	9,107,000	211,000
	La Suerte High School (Isabela National High School - La Suerte Extension)	6,341,000	543,000	6,884,000	
	Lanna National High School (Isabela National High School - Camp Samal Annex)	12,853,000	961,000	13,814,000	434,000
	Lanting Region National High School (Roxas National High School - Lanting Region Annex)	12,110,000	864,000	12,974,000	325,000
	Lapogan Integrated School	428,000	331,000	759,000	
	Lomboy Integrated School	8,129,000	572,000	8,701,000	
	Luis Fe - Gomez Diamantina National High School (Cabatuan National High School - Diamantina Annex)	9,172,000	753,000	9,925,000	244,000
	Luna General Comprehensive High School	8,738,000	696,000	9,434,000	259,000
	Macaniao Integrated School	7,559,000	582,000	8,141,000	
	Maconacon National High School	7,612,000	646,000	8,258,000	275,000
	Malalinta National High School	4,053,000	534,000	4,587,000	155,000
	Mallig National High School - Main	21,890,000	1,214,000	23,104,000	407,000
	Mallig Plains National High School	2,571,000	720,000	3,291,000	237,000
	Maluno Integrated School	4,734,000	481,000	5,215,000	
	Manuel L. Quezon National High School	7,017,000	521,000	7,538,000	150,000
	Marannao Integrated School	4,309,000	369,000	4,678,000	
	Musalem National High School	4,788,000	503,000	5,291,000	150,000
	Minagbag High School	8,082,000	690,000	8,772,000	
	Monico Rarama National High School (Muñoz High School Extension)	7,536,000	654,000	8,190,000	205,000

REGION / SDO / SECONDARY SCHOOLS		JUNIOR HIGH SCHOOL			SENIOR HS
		PS	MOOE	TOTAL	MOOE
	Naganacan - Villabuena National High School	7,391,000	603,000	7,994,000	197,000
	New Magsaysay Integrated School	1,298,000	315,000	1,613,000	
	Nueva Era National High School	-	455,000	455,000	
	Old San Mariano Integrated School	5,656,000	351,000	6,007,000	
	Palanan School of Agriculture and Trades	3,967,000	860,000	4,827,000	
	Palawan Integrated School	4,319,000	397,000	4,716,000	
	Palayan Region High School (Palayan National High School)	15,460,000	1,101,000	16,561,000	481,000
	Pangal Sur National High School	7,603,000	654,000	8,257,000	207,000
	Panninan Integrated School	428,000	295,000	723,000	
	Ragan Sur National High School (San Antonio High School - Ragan Sur Annex)	10,140,000	944,000	11,084,000	410,000
	Rang-Ayan Integrated School	4,167,000	403,000	4,570,000	
	Reina Mercedes Integrated School	857,000	260,000	1,117,000	
	Reina Mercedes National High School	6,229,000	696,000	6,925,000	244,000
	Rizal Comprehensive National High School	9,165,000	630,000	9,795,000	150,000
	Rizal Integrated School	4,180,000	421,000	4,601,000	150,000
	Rodolfo B. Albano Stand-Alone Senior High School			-	1,685,000
	Roxas Stand Alone Senior High School			-	1,752,000
	Salinungan Stand-Alone Senior High School			-	1,296,000
	San Antonino National High School	14,830,000	1,124,000	15,954,000	405,000
	San Guillermo Agro-Industrial School (San Guillermo VIS)	14,348,000	1,073,000	15,421,000	533,000
	San Isidro Integrated School	2,999,000	323,000	3,322,000	
	San Jose Integrated School	5,543,000	566,000	6,109,000	150,000
	San Juan Integrated School	5,565,000	423,000	5,988,000	
	San Mariano II Central Integrated School	3,089,000	620,000	3,709,000	
	San Mariano National High School - Cataguig Extension	499,000	335,000	834,000	
	San Mariano National High School - Daragutan East Extension	6,988,000	593,000	7,581,000	252,000
	San Mateo General Comprehensive High School	4,885,000	577,000	5,462,000	181,000
	San Mateo National High School	14,303,000	1,020,000	15,323,000	413,000
	San Miguel Integrated School	13,836,000	1,156,000	14,992,000	417,000
	San Sebastian Integrated School, Jones	428,000	250,000	678,000	
	San Sebastian Integrated School, Ramon	10,078,000	831,000	10,909,000	257,000
	San Vicente Integrated School	857,000	270,000	1,127,000	
	Sgt. Prospero Bello High School - Dumaweng Annex	981,000	326,000	1,307,000	
	Sgt. Prospero Bello High School - Main	12,280,000	797,000	13,077,000	232,000
	Simanu National High School	8,009,000	665,000	8,674,000	183,000
	Simiimbaan Integrated School	6,399,000	639,000	7,038,000	172,000
	Southeastern Region High School	3,446,000	493,000	3,939,000	150,000
	Sta. Cruz Integrated School	857,000	274,000	1,131,000	
	Sta. Filomena Integrated School	3,398,000	416,000	3,814,000	
	Sto. Domingo Integrated School	4,366,000	417,000	4,783,000	150,000
	Sto. Domingo-San Isidro Integrated School	1,723,000	413,000	2,136,000	
	Sto. Niño Integrated School	6,687,000	885,000	7,572,000	178,000
	Sto. Tomas Integrated School	1,838,000	359,000	2,197,000	
	Surcoc Integrated School	857,000	306,000	1,163,000	
	Taliktik Integrated School	428,000	256,000	684,000	
	Tomas Pua, Sr. Integrated School	6,698,000	557,000	7,255,000	
	Tumauini Stand-Alone Senior High School			-	1,655,000
	Turod Integrated School	6,885,000	535,000	7,420,000	150,000
	Ueg National High School	8,839,000	698,000	9,537,000	281,000
	Victoria Integrated School	857,000	248,000	1,105,000	
	Villa Cacho Integrated School	3,830,000	435,000	4,265,000	150,000
	Villa Domingo National High School (Angadanan High School - Villa Domingo Annex)	5,991,000	558,000	6,549,000	158,000
	Villa Fugu Integrated School	428,000	254,000	682,000	
	Villa Miranda Integrated School	4,285,000	368,000	4,653,000	
	Villaluz Integrated School	7,713,000	609,000	8,322,000	
	Wigan Integrated School	8,165,000	638,000	8,803,000	228,000
	Yeban Integrated School (Isabela National High School - Yeban Annex)	5,812,000	485,000	6,297,000	
	Division of Nueva Vizcaya	244,276,000	22,239,000	266,515,000	7,321,000
	Division Office - Proper	3,833,000	-	3,833,000	-
	Abuyo National High School	994,000	415,000	1,409,000	150,000
	Alimit Integrated School	857,000	222,000	1,079,000	
	Ambaguio National High School	11,217,000	849,000	12,066,000	373,000

REGION / SDO / SECONDARY SCHOOLS		JUNIOR HIGH SCHOOL			SENIOR HS
		PS	MOOE	TOTAL	MOOE
	Balong Integrated School	-	206,000	206,000	
	Bascaran National High School	9,326,000	744,000	10,070,000	205,000
	Belance High School (NVSIT Campus)	16,545,000	1,099,000	17,644,000	452,000
	Binalian Integrated School	6,069,000	497,000	6,566,000	150,000
	Binogawan Integrated School	-	199,000	199,000	
	Bone North Integrated School	-	246,000	246,000	
	Bua Integrated School	-	223,000	223,000	
	Bugkalot National High School	3,295,000	372,000	3,667,000	150,000
	Cabayo Integrated School	428,000	220,000	648,000	
	Canabuan National High School	4,829,000	527,000	5,356,000	236,000
	Carolotan National High School - NVSPC Campus	3,906,000	412,000	4,318,000	150,000
	Casat National High School - NVSIT Campus	6,778,000	602,000	7,380,000	216,000
	Casecnan National High School	7,587,000	590,000	8,177,000	200,000
	Dippog National High School	4,447,000	314,000	4,761,000	150,000
	Dullii Integrated School	428,000	215,000	643,000	
	Dupax Del Norte National High School	7,153,000	801,000	7,954,000	299,000
	Eastern Nueva Vizcaya National High School	6,856,000	713,000	7,569,000	230,000
	Ganao High School	6,419,000	584,000	7,003,000	176,000
	Kakiduguen National High School	5,695,000	522,000	6,217,000	150,000
	Kayapa National High School	10,518,000	681,000	11,199,000	162,000
	Kongkong Valley National High School	13,975,000	1,095,000	15,070,000	436,000
	Malabing Valley High School (Malabing High School - NVSPC Campus)	7,231,000	682,000	7,913,000	283,000
	Martinez Cuyangan National High School	1,948,000	455,000	2,403,000	150,000
	Mungia National High School (NVSPC Campus)	9,038,000	799,000	9,837,000	239,000
	Murong National High School (NVSPC Campus)	8,025,000	694,000	8,719,000	185,000
	Napo Tuyak National High School	4,388,000	424,000	4,812,000	150,000
	Paima National High School	3,728,000	485,000	4,213,000	169,000
	Paniki High School (NVSPC Campus)	7,796,000	605,000	8,401,000	167,000
	Paquet Integrated School	-	219,000	219,000	
	Pinayag National High School	5,182,000	620,000	5,802,000	150,000
	Runruno National High School	9,884,000	843,000	10,727,000	363,000
	Sta. Clara High School (NVSPC Campus)	6,220,000	616,000	6,836,000	158,000
	Sta. Cruz Pingkian High School (NVSIT Campus)	15,949,000	904,000	16,853,000	436,000
	Sta. Fe National High School (NVSIT Campus)	22,447,000	1,235,000	23,682,000	655,000
	Sto. Domingo Integrated School	857,000	277,000	1,134,000	
	Tiblac National High School	2,571,000	375,000	2,946,000	150,000
	Tuao High School (NVSIT Campus)	7,857,000	658,000	8,515,000	181,000
	Division of Quirino	190,194,000	20,302,000	210,496,000	3,853,000
	Division Office - Proper	3,066,000	-	3,066,000	-
	Aglipay National High School	11,155,000	727,000	11,882,000	294,000
	Alicia Integrated School	4,000,000	462,000	4,462,000	150,000
	Anak Integrated School	857,000	328,000	1,185,000	
	Asaclat Integrated School	-	301,000	301,000	
	Balligui High School	7,002,000	664,000	7,666,000	188,000
	Bannawag Integrated School	8,288,000	645,000	8,933,000	215,000
	Burgos National High School	8,858,000	643,000	9,501,000	217,000
	Cabarroguis Central School - Integrated SPED Center	428,000	214,000	642,000	
	Cabaruan Integrated School	5,231,000	453,000	5,684,000	150,000
	Calaocan Integrated School	4,248,000	388,000	4,636,000	
	Cofcaville Integrated School	857,000	293,000	1,150,000	
	Dagupan Integrated School	428,000	269,000	697,000	
	Debibi Integrated School	6,672,000	574,000	7,246,000	
	Der-an Integrated School	857,000	280,000	1,137,000	
	Diffun Central School - Integrated SPED Center	428,000	234,000	662,000	
	Dingasan Integrated School	3,885,000	362,000	4,247,000	
	Dioryong Integrated School	3,816,000	420,000	4,236,000	150,000
	Dipintin High School	8,098,000	647,000	8,745,000	193,000
	Disimungal Integrated School	3,888,000	482,000	4,370,000	
	Divisoria Sur Integrated School	4,146,000	414,000	4,560,000	150,000
	Dumabel Integrated School	3,875,000	360,000	4,235,000	
	Dumanisi Integrated School	857,000	345,000	1,202,000	
	Eden Integrated School	428,000	252,000	680,000	
	Giayan Integrated School	5,729,000	528,000	6,257,000	150,000
	Gulac Integrated School	866,000	283,000	1,149,000	

REGION / SDO / SECONDARY SCHOOLS		JUNIOR HIGH SCHOOL			SENIOR HS
		PS	MOOE	TOTAL	MOOE
	Ifugao Village Integrated School	5,556,000	526,000	6,082,000	150,000
	Kimabayo Integrated School	428,000	219,000	647,000	
	Landingan Integrated School	3,755,000	400,000	4,155,000	
	Maddela Integrated School of Arts and Trades	7,281,000	699,000	7,980,000	191,000
	Maddela North CS Integrated SPED Center	-	201,000	201,000	
	Magsaysay National High School	6,916,000	598,000	7,514,000	328,000
	Mataddi Integrated School	-	203,000	203,000	
	Matmad Integrated School	4,496,000	339,000	4,835,000	
	Nagabgaben Integrated School	5,982,000	389,000	6,371,000	
	Nagtipunan CS Integrated SPED Center	-	201,000	201,000	
	Nagtipunan National High School	10,448,000	786,000	11,234,000	400,000
	Salvacion Integrated School	857,000	280,000	1,137,000	
	San Antonio Integrated School	5,874,000	638,000	6,512,000	150,000
	San Isidro Integrated School	4,369,000	480,000	4,849,000	
	San Manuel Integrated School	428,000	208,000	636,000	
	San Martin Integrated School	4,197,000	389,000	4,586,000	150,000
	Sangbay Integrated School	6,500,000	545,000	7,045,000	181,000
	Scala Integrated School	9,011,000	699,000	9,710,000	296,000
	Tucod High School	3,917,000	458,000	4,375,000	150,000
	Upper Gabriela Integrated School	857,000	260,000	1,117,000	
	Villa Gracia Integrated School	3,875,000	372,000	4,247,000	
	Villarose Integrated School	3,684,000	391,000	4,075,000	
	Wasid Integrated School	3,800,000	453,000	4,253,000	
	Division of Santiago City	27,429,000	5,470,000	32,899,000	2,133,000
	Division Office - Proper	509,000	-	509,000	-
	Balintocatoc Integrated School	2,571,000	500,000	3,071,000	150,000
	Divisoria High School - Naggasican Extension	-	633,000	633,000	150,000
	Patul High School	16,634,000	1,172,000	17,806,000	421,000
	Rosario National High School	5,572,000	838,000	6,410,000	451,000
	Sagana National High School	-	640,000	640,000	272,000
	Salvador Integrated School	-	403,000	403,000	150,000
	San Jose Integrated School	1,286,000	376,000	1,662,000	150,000
	Santiago City National High School-Sinsayon	-	583,000	583,000	239,000
	Sinili Integrated School	857,000	325,000	1,182,000	150,000
	Division of Tuguegarao City	46,174,000	4,645,000	50,819,000	7,190,000
	Division Office - Proper	768,000	-	768,000	-
	Annafunan Integrated School	428,000	292,000	720,000	
	Cagayan National High School Senior High			-	6,011,000
	Capatan Integrated School	1,286,000	326,000	1,612,000	
	Carig Integrated School	1,286,000	405,000	1,691,000	150,000
	Cataggaman National High School (Cagayan National High School - Cataggaman Annex)	18,425,000	1,347,000	19,772,000	587,000
	Libag Integrated School	857,000	275,000	1,132,000	
	Namabbalan Integrated School	428,000	225,000	653,000	
	Tuguegarao City Science High School	12,586,000	957,000	13,543,000	442,000
	Tuguegarao City West High School	10,110,000	818,000	10,928,000	
	Region III - Central Luzon	3,508,140,000	356,686,000	3,864,826,000	116,816,000
	Division of Angeles City	146,242,000	13,480,000	159,722,000	5,401,000
	Division Office - Proper	2,634,000	-	2,634,000	-
	Amsic Integrated School	14,593,000	1,226,000	15,819,000	648,000
	Angeles City Senior High School			-	1,143,000
	CM Recto ICT High School	13,771,000	1,248,000	15,019,000	
	Don Ambrocio Mendiola Integrated School	1,286,000	339,000	1,625,000	
	Dr. Clemente N. Dayrit, Sr. Memorial High School	10,284,000	1,608,000	11,892,000	
	Gov. Rafael L. Lazatin Integrated School	20,257,000	1,577,000	21,834,000	616,000
	Malabanas Integrated School	16,641,000	1,491,000	18,132,000	620,000
	Northville 15 Integrated School	24,527,000	2,044,000	26,571,000	802,000
	Sapang Bato National High School	23,995,000	1,875,000	25,870,000	779,000
	Sitio Target Integrated School	857,000	302,000	1,159,000	
	Sto. Domingo Integrated School	17,397,000	1,770,000	19,167,000	793,000

REGION / SDO / SECONDARY SCHOOLS		JUNIOR HIGH SCHOOL			SENIOR HS
		PS	MOOE	TOTAL	MOOE
	Division of Aurora	231,120,000	17,372,000	248,492,000	3,029,000
	Division Office - Proper	3,483,000	-	3,483,000	-
	Aurora National Science High School	13,491,000	744,000	14,235,000	407,000
	Baler Stand Alone Senior High School			-	817,000
	Bayanihan National High School	9,448,000	598,000	10,046,000	
	Borlongan National High School	6,992,000	570,000	7,562,000	
	Cabog Integrated School	791,000	528,000	1,319,000	
	Calabuanan National High School	10,204,000	561,000	10,765,000	
	Canili Area National High School	8,009,000	643,000	8,652,000	188,000
	Carmen T. Valenzuela Integrated School	6,783,000	417,000	7,200,000	
	Diabarasín National High School	9,112,000	446,000	9,558,000	
	Diagyan National High School	10,287,000	545,000	10,832,000	207,000
	Dianawan National High School	6,894,000	397,000	7,291,000	
	Dibacong National High School	11,924,000	553,000	12,477,000	
	Dikapinisan National High School	8,347,000	640,000	8,987,000	150,000
	Dimanayat Integrated School	2,627,000	417,000	3,044,000	150,000
	Dimaseset National High School	1,951,000	361,000	2,312,000	
	Dinadiawan National High School	10,820,000	816,000	11,636,000	245,000
	Diniog High School	5,636,000	459,000	6,095,000	150,000
	Manggitahan National High School	17,517,000	845,000	18,362,000	256,000
	Mariano D. Marquez Memorial National High School	9,140,000	686,000	9,826,000	172,000
	Mariano Sindac Integrated School	3,422,000	405,000	3,827,000	
	Mijares National High School	2,492,000	455,000	2,947,000	
	Obligacion Integrated School	3,550,000	401,000	3,951,000	
	Puangi National High School	6,353,000	581,000	6,934,000	
	Ramada National High School	8,449,000	529,000	8,978,000	
	Rodrigo D. Palmero Memorial National High School	5,911,000	399,000	6,310,000	
	Rosauro R. Tangson, Sr. National High School	2,132,000	585,000	2,717,000	287,000
	San Luis National High School	22,414,000	1,234,000	23,648,000	
	Suguit National High School	1,107,000	262,000	1,369,000	
	Tinib-Calangcuasan Integrated School	505,000	569,000	1,074,000	
	Umiray National High School	9,099,000	897,000	9,996,000	
	Villa Aurora National High School	5,265,000	392,000	5,657,000	
	Wenceslao National High School	6,965,000	437,000	7,402,000	
	Division of Balanga City	857,000	1,420,000	2,277,000	7,506,000
	Balanga City National Science High School	857,000	350,000	1,207,000	
	Bani Integrated School	-	213,000	213,000	
	Bataan National High School - Senior High School			-	7,506,000
	Cabog-Cabog Integrated School	-	211,000	211,000	
	G.L. David Memorial Integrated School	-	216,000	216,000	
	Tortugas Integrated School	-	210,000	210,000	
	Tuyo Integrated School	-	220,000	220,000	
	Division of Bataan	211,027,000	23,183,000	234,210,000	10,422,000
	Division Office - Proper	3,574,000	-	3,574,000	-
	Bagac National High School, Parang	13,527,000	919,000	14,446,000	347,000
	Bangkal High School	857,000	326,000	1,183,000	
	Baseco National High School	1,723,000	522,000	2,245,000	
	Bataan High School for the Arts	5,418,000	202,000	5,620,000	
	Bigaan Integrated School	4,470,000	378,000	4,848,000	150,000
	Dr. Victoria B. Roman Memorial High School	11,801,000	896,000	12,697,000	203,000
	F.C. Del Rosario Integrated School	-	218,000	218,000	
	Hermosa National High School - Annex	5,919,000	656,000	6,575,000	237,000
	Ipag National High School	2,571,000	557,000	3,128,000	
	Kanawan Integrated School	1,745,000	359,000	2,104,000	150,000
	Legua Integrated School	428,000	311,000	739,000	
	Luakan National High School - Annex	17,927,000	1,650,000	19,577,000	195,000
	Mabatang National High School	6,739,000	516,000	7,255,000	151,000
	Mariveles National High School - Camaya Campus			-	3,456,000
	Mariveles National High School Annex - Sisiman	-	780,000	780,000	
	Mariveles National High School, Cabcabén Annex	6,451,000	698,000	7,149,000	150,000
	Mariveles National High School, Cabcabén Annex (Alasasin)	10,271,000	1,053,000	11,324,000	
	Mariveles National High School, Cabcabén Annex (Batangas II)	7,038,000	776,000	7,814,000	249,000

REGION / SDO / SECONDARY SCHOOLS		JUNIOR HIGH SCHOOL			SENIOR HS
		PS	MOOE	TOTAL	MOOE
	Mariveles National High School, Malaya	12,905,000	962,000	13,867,000	325,000
	Mariveles Senior High School - Sitio Mabuhay			-	2,185,000
	Morong National High School - Mabayo Annex	6,414,000	752,000	7,166,000	186,000
	Nagbalayong High School	11,245,000	838,000	12,083,000	302,000
	Orani National High School Annex, Pagasa	3,891,000	560,000	4,451,000	188,000
	Orani North National High School Annex- (Orani National High School- Parang-Parang)	24,509,000	1,976,000	26,485,000	860,000
	Pagalanggang High School - Annex	12,050,000	1,004,000	13,054,000	267,000
	Palili Integrated School	-	230,000	230,000	
	Payangan Integrated School	-	218,000	218,000	
	Pulo Integrated School	428,000	230,000	658,000	
	Quinawan Integrated School	-	202,000	202,000	
	Roosevelt National High School	3,428,000	872,000	4,300,000	178,000
	Samal National High School - Annex	7,628,000	898,000	8,526,000	
	Sampaloc Integrated School	857,000	322,000	1,179,000	
	Saysain High School	8,024,000	744,000	8,768,000	165,000
	St. Francis National High School	17,475,000	1,422,000	18,897,000	478,000
	Sumalo Integrated School	857,000	558,000	1,415,000	
	Tubo-Tubo Integrated School	-	207,000	207,000	
	Tucop Integrated School	857,000	371,000	1,228,000	
	Division of Bulacan	204,819,000	25,186,000	230,005,000	4,741,000
	Division Office - Proper	3,735,000	-	3,735,000	
	Baliuag Senior High School			-	412,000
	Banga High School	25,796,000	1,956,000	27,752,000	272,000
	Batia High School	15,492,000	1,361,000	16,853,000	
	Binagbag High School (Angel M. Del Rosario High School)	14,043,000	1,002,000	15,045,000	164,000
	Binagbag National High School Annex (DRT) - Sapang Bulac High School	5,550,000	536,000	6,086,000	150,000
	Binagbag National High School Annex (DRT) - Talbak High School	3,683,000	401,000	4,084,000	150,000
	Bulihan High School	1,714,000	400,000	2,114,000	
	Dr. Pablito V. Mendoza, Sr. High School	16,456,000	1,331,000	17,787,000	541,000
	Dulong Malabon Integrated School	428,000	319,000	747,000	
	Esteban Paulino High School	3,611,000	441,000	4,052,000	150,000
	F.F. Halili National Agricultural School - Annex	-	517,000	517,000	
	Fortunato F. Halili National Agricultural School, Cay Pambo-Annex	10,284,000	1,509,000	11,793,000	
	Gabihan High School	428,000	252,000	680,000	
	GAT Francisco Balagtas High School	6,856,000	888,000	7,744,000	
	Gen. Gregorio H. del Pilar Integrated School	2,152,000	1,251,000	3,403,000	
	Guiguinto National Vocational High School - Annex	4,713,000	1,312,000	6,025,000	
	Heritage Homes Integrated School	3,857,000	821,000	4,678,000	150,000
	Inaon Integrated School	857,000	370,000	1,227,000	
	Kalayakan High School	1,286,000	326,000	1,612,000	
	Kapitangan National High School	7,625,000	693,000	8,318,000	223,000
	Lydia D. Villangca Trade School	13,463,000	1,086,000	14,549,000	289,000
	Maligaya High School	4,358,000	482,000	4,840,000	150,000
	Marilao Central Integrated School	-	525,000	525,000	
	Matictic Integrated School	-	298,000	298,000	
	National Power Corporation National High School	4,609,000	489,000	5,098,000	
	Obando Senior High School			-	727,000
	Pinalagdan High School	3,747,000	448,000	4,195,000	
	Romeo Acuña Santos Memorial High School	9,081,000	926,000	10,007,000	
	San Gabriel National High School	3,857,000	842,000	4,699,000	
	San Miguel - Meysulao High School	5,027,000	572,000	5,599,000	150,000
	Senior High School within Luis Gravador Elementary School			-	348,000
	Sta. Catalina Bata National High School	5,195,000	655,000	5,850,000	281,000
	Sta. Cruz High School	7,727,000	1,185,000	8,912,000	284,000
	Sta. Cruz National High School	6,588,000	620,000	7,208,000	150,000
	Teodoro Evangelista Memorial High School	7,060,000	862,000	7,922,000	
	Upig High School	5,541,000	510,000	6,051,000	150,000
	Division of Cabanatuan City	33,305,000	9,367,000	42,672,000	833,000
	Division Office - Proper	677,000	-	677,000	-
	Bakod Bayan Integrated School	857,000	530,000	1,387,000	

REGION / SDO / SECONDARY SCHOOLS		JUNIOR HIGH SCHOOL			SENIOR HS
		PS	MOOE	TOTAL	MOOE
	Balite Integrated School	428,000	420,000	848,000	
	Caalibangbangan Integrated School	1,286,000	864,000	2,150,000	
	Cabanatuan City Senior High School			-	833,000
	Daan Sarile Integrated School	3,542,000	867,000	4,409,000	
	Imelda Integrated School	8,215,000	1,214,000	9,429,000	
	Lazaro Francisco Integrated School	3,002,000	1,376,000	4,378,000	
	Luis O. Renon Integrated School	857,000	439,000	1,296,000	
	Mabini Homesite Integrated School	1,289,000	804,000	2,093,000	
	Macatbong Integrated School	-	285,000	285,000	
	P.G. Crisostomo Integrated School	428,000	786,000	1,214,000	
	Palagay Integrated School	3,546,000	492,000	4,038,000	
	San Isidro Integrated School	9,178,000	1,290,000	10,468,000	
	Division of Gapan City	23,988,000	3,176,000	27,164,000	614,000
	Division Office - Proper	424,000	-	424,000	-
	Gapan East Integrated School	1,286,000	501,000	1,787,000	
	Herminio G. Nicolas High School	6,704,000	666,000	7,370,000	236,000
	Kapalangan National High School	6,601,000	630,000	7,231,000	157,000
	Marelo Integrated School	1,286,000	329,000	1,615,000	
	Maruhat National High School	7,259,000	666,000	7,925,000	221,000
	Sto. Cristo Proper Integrated School	428,000	384,000	812,000	
	Division of Mabalacat City	108,458,000	8,508,000	116,966,000	3,029,000
	Division Office - Proper	1,955,000	-	1,955,000	
	Air Force City High School	6,310,000	505,000	6,815,000	
	Atlu Bola National High School	22,670,000	1,246,000	23,916,000	
	Bical High School	9,896,000	878,000	10,774,000	150,000
	Dr. Adelaido C. Bernardo National High School	8,482,000	839,000	9,321,000	
	Duquit High School	28,252,000	2,039,000	30,291,000	
	Hearing Impaired Special Education (HI - SPED)	-	209,000	209,000	
	Mabalacat Technical Vocational High School	22,588,000	1,515,000	24,103,000	318,000
	Santos Ventura National High School	8,305,000	885,000	9,190,000	731,000
	Senior High School within Sapang Biabas Resettlement Elementary School			-	1,830,000
	Sta. Ines Integrated School	-	392,000	392,000	
	Division of Malolos City	151,173,000	12,230,000	163,403,000	1,897,000
	Division Office - Proper	2,638,000	-	2,638,000	
	Barasoain Memorial Integrated School	6,427,000	1,177,000	7,604,000	
	City of Malolos High School - Canalate	6,956,000	584,000	7,540,000	
	City of Malolos Integrated School - Atlag	16,427,000	1,208,000	17,635,000	594,000
	City of Malolos Integrated School - Babatnin	3,654,000	434,000	4,088,000	
	City of Malolos Integrated School - Catmon	6,271,000	829,000	7,100,000	
	City of Malolos Integrated School - Sto. Rosario	41,475,000	2,773,000	44,248,000	613,000
	Cong. Teodulo Natividad High School	22,013,000	1,435,000	23,448,000	
	Look 2nd Integrated School		189,000	189,000	
	Malolos City High School - Bungahan	13,602,000	1,007,000	14,609,000	
	Malolos City High School - Santisima Trinidad	15,707,000	1,324,000	17,031,000	
	Pamarawan High School (M. H. del Pilar Annex)	6,267,000	597,000	6,864,000	150,000
	President Corazon Cojuangco-Aquino Memorial National High School	9,736,000	673,000	10,409,000	250,000
	Senior High School in Malolos City			-	290,000
	Division of Meycauayan City	72,364,000	7,426,000	79,790,000	1,463,000
	Division Office - Proper	1,277,000	-	1,277,000	-
	Academic Senior High School of the City of Meycauayan			-	830,000
	Bancal Integrated School	33,553,000	1,792,000	35,345,000	
	City of Meycauayan Vocational Senior High School			-	483,000
	Langka Integrated School	1,714,000	460,000	2,174,000	
	Malhacan Integrated School	5,818,000	989,000	6,807,000	
	Meycauayan National High School - Annex	12,259,000	984,000	13,243,000	
	Meycauayan West Central Integrated School	8,819,000	1,819,000	10,638,000	
	Saluysoy Integrated School	5,151,000	919,000	6,070,000	
	Ubihan High School	3,773,000	463,000	4,236,000	150,000

REGION / SDO / SECONDARY SCHOOLS		JUNIOR HIGH SCHOOL			SENIOR HS
		PS	MOOE	TOTAL	MOOE
	Division of Muñoz Science City	30,544,000	2,691,000	33,235,000	409,000
	Division Office - Proper	594,000	-	594,000	-
	Gabaldon Integrated School	6,203,000	508,000	6,711,000	
	Magtanggol Integrated School	2,830,000	432,000	3,262,000	
	Maragol Integrated School	6,247,000	516,000	6,763,000	
	Palusapis Integrated School	3,987,000	560,000	4,547,000	150,000
	San Antonio Integrated School	10,683,000	675,000	11,358,000	259,000
	Division of Nueva Ecija	450,615,000	47,958,000	498,573,000	25,338,000
	Division Office - Proper	7,404,000	-	7,404,000	-
	Aliaga National High School - Annex	5,878,000	623,000	6,501,000	150,000
	Andres Bonifacio National High School	7,068,000	669,000	7,737,000	218,000
	Azarcon Integrated School	1,286,000	347,000	1,633,000	
	Bagong Sikat Integrated School	857,000	314,000	1,171,000	
	Bagting National High School	1,286,000	335,000	1,621,000	
	Bakal II Integrated School	1,286,000	264,000	1,550,000	
	Baloy National High School (Paitan Sur High School - Baloy Annex)	4,112,000	439,000	4,551,000	150,000
	Barangay Militar National High School	9,790,000	763,000	10,553,000	275,000
	Bartolome R. Sangalang National High School Annex - Macatcatuit	5,312,000	567,000	5,879,000	226,000
	Batitang National High School	10,630,000	811,000	11,441,000	228,000
	Binbin Integrated School	860,000	286,000	1,146,000	150,000
	Bongabon Senior High School			-	3,274,000
	Bued-Luna High School	428,000	224,000	652,000	
	Bulac High School	7,323,000	636,000	7,959,000	162,000
	Bunga Integrated School	4,262,000	536,000	4,798,000	150,000
	Bunol Integrated School	1,286,000	291,000	1,577,000	
	Burgos National High School	7,486,000	653,000	8,139,000	150,000
	Cabiao National High School Annex - Sta Isabel	2,243,000	447,000	2,690,000	150,000
	Cabiao Senior High School			-	3,696,000
	Callos Integrated School	428,000	335,000	763,000	
	Cambitala National High School	4,562,000	410,000	4,972,000	150,000
	Carranglan National High School - Capintalan Annex	9,636,000	849,000	10,485,000	342,000
	Cinense Integrated School	1,289,000	378,000	1,667,000	
	Concepcion Integrated School	1,286,000	283,000	1,569,000	
	Conversion Integrated School	3,028,000	413,000	3,441,000	164,000
	Cuyapo National High School - Annex	3,873,000	491,000	4,364,000	150,000
	Dofia Juana Chioco National High School Annex - Agupalo Weste	7,573,000	583,000	8,156,000	257,000
	Dr. A. Oliveros Integrated School	-	258,000	258,000	
	Emilia Belmonte Acosta National High School	6,728,000	831,000	7,559,000	376,000
	Eng'r. J & F. Vallarta Integrated School	-	208,000	208,000	
	Eusebio G. Asuncion Integrated School	1,286,000	263,000	1,549,000	
	F. Buencamino, Sr. Integrated School	6,719,000	868,000	7,587,000	236,000
	Fronza Integrated School	-	235,000	235,000	
	G. Villegas Integrated School	-	239,000	239,000	
	Gabaldon Vocational Agricultural High School - Annex	14,248,000	1,109,000	15,357,000	515,000
	Ganduz High School	9,741,000	714,000	10,455,000	212,000
	Gen. Luna Integrated School	4,286,000	398,000	4,684,000	150,000
	General Tinio National High School (Pias Campus Annex)	8,671,000	758,000	9,429,000	264,000
	Gregorio T. Crespo Memorial High School	5,084,000	602,000	5,686,000	150,000
	Irenea Integrated School	428,000	249,000	677,000	
	Jaen National High School - Marawa Annex	7,560,000	993,000	8,553,000	150,000
	Jaen National High School Annex - San Pablo	7,140,000	812,000	7,952,000	321,000
	Lambakin High School (Putlod - San Jose National High School Annex)	14,914,000	1,114,000	16,028,000	455,000
	Las Piñas Integrated School	857,000	361,000	1,218,000	
	Luis Gonzales Integrated School	1,286,000	303,000	1,589,000	
	Malacañang National High School	8,301,000	689,000	8,990,000	215,000
	Maligaya National High School Annex - Dofia Josefa	4,032,000	396,000	4,428,000	150,000
	Mambangan National High School	13,183,000	1,167,000	14,350,000	362,000
	Marikit Integrated School	1,286,000	241,000	1,527,000	
	Mataas Na Kahoy National High School	9,387,000	769,000	10,156,000	223,000
	Maybubon Integrated School	857,000	274,000	1,131,000	
	Nagpandayan High School Annex	4,942,000	639,000	5,581,000	218,000

REGION / SDO / SECONDARY SCHOOLS		JUNIOR HIGH SCHOOL			SENIOR HS
		PS	MOOE	TOTAL	MOOE
	Nagpandayan National High School	9,286,000	612,000	9,898,000	150,000
	Nampicuan National High School (Recuerdo National High School Annex)	9,727,000	832,000	10,559,000	315,000
	NEHS Senior High School			-	2,528,000
	Pagtalunan High School	-	356,000	356,000	
	Paitan Sur National High School	10,133,000	862,000	10,995,000	239,000
	Palale High School	857,000	369,000	1,226,000	150,000
	Pantabangan National High School - Cadaclan Integrated School	6,918,000	614,000	7,532,000	205,000
	Pulo National High School	10,446,000	775,000	11,221,000	197,000
	Quezon Integrated School	1,286,000	323,000	1,609,000	
	Recuerdo National High School	7,294,000	637,000	7,931,000	150,000
	Restituto B. Peria High School Annex - San Carlos	7,810,000	559,000	8,369,000	195,000
	Salagusog National High School	6,834,000	601,000	7,435,000	150,000
	San Alejandro Integrated School	1,286,000	271,000	1,557,000	
	San Andres High School	6,565,000	704,000	7,269,000	245,000
	San Andres High School - Annex	8,347,000	801,000	9,148,000	239,000
	San Andres I Integrated School	1,714,000	312,000	2,026,000	
	San Bernardino Integrated School	1,286,000	291,000	1,577,000	
	San Isidro National High School	10,376,000	894,000	11,270,000	371,000
	San Juan Integrated School	1,714,000	380,000	2,094,000	
	San Leonardo National High School	6,015,000	698,000	6,713,000	275,000
	San Pascual Integrated School	1,286,000	305,000	1,591,000	
	Santa Rosa Integrated School	2,999,000	406,000	3,405,000	
	Santor National High School	428,000	296,000	724,000	
	Simimbaan High School	-	224,000	224,000	
	St. Joseph National High School	857,000	371,000	1,228,000	150,000
	Sta. Barbara Integrated School	4,243,000	439,000	4,682,000	150,000
	Sta. Barbara National High School	12,672,000	998,000	13,670,000	296,000
	Sta. Barbara National High School Annex - Panabigan	6,973,000	609,000	7,582,000	179,000
	Sta. Maria National High School	12,533,000	835,000	13,368,000	286,000
	Sto. Cristo Integrated School	-	240,000	240,000	
	Sto. Rosario National High School, Sto. Domingo	11,237,000	839,000	12,076,000	381,000
	Tabacao High School	11,514,000	989,000	12,503,000	363,000
	Tagumpay Integrated School	428,000	256,000	684,000	
	Tagumpay Nagaño High School	12,683,000	1,058,000	13,741,000	170,000
	Talabutab National High School - E. L. Joson Annex	9,310,000	770,000	10,080,000	223,000
	Talavera Senior High School			-	3,105,000
	Talugtug National High School Annex - Saverona	-	466,000	466,000	150,000
	Vaca Valley National High School Annex - San Felipe Integrated School	4,338,000	432,000	4,770,000	150,000
	Vega National High School	9,381,000	768,000	10,149,000	287,000
	Virginia D. Dulay Integrated School	431,000	329,000	760,000	
	Division of Olongapo City	66,902,000	6,100,000	73,002,000	5,763,000
	Division Office - Proper	1,275,000	-	1,275,000	-
	Barretto Senior High School			-	894,000
	City of Olongapo National High School - James L. Gordon Integrated School	11,154,000	1,036,000	12,190,000	
	Gordon Heights National High School - St. Rita High School	9,128,000	1,032,000	10,160,000	
	Iram High School (resettlement school)	9,331,000	772,000	10,103,000	
	Mabayuan Senior High School Stand Alone 2			-	1,442,000
	New Cabalan Senior High School			-	1,470,000
	Old Cabalan High School	21,157,000	1,719,000	22,876,000	
	Sergia Soriano Esteban High School	11,664,000	1,110,000	12,774,000	
	Sergia Soriano Esteban High School II	3,193,000	431,000	3,624,000	
	Tapinac Senior High School			-	1,957,000
	Division of Pampanga	487,993,000	44,845,000	532,838,000	12,477,000
	Division Office - Proper	8,341,000	-	8,341,000	
	Ambrosio S. Simpao Educational and Trade Center of Learning (ASSET)	8,220,000	875,000	9,095,000	176,000
	Ayala High School	13,437,000	1,252,000	14,689,000	608,000
	Bacolor Municipal High School	9,081,000	791,000	9,872,000	150,000
	Bancal Pugad Integrated School	3,869,000	385,000	4,254,000	
	Baruya National High School	15,405,000	835,000	16,240,000	

REGION / SDO / SECONDARY SCHOOLS		JUNIOR HIGH SCHOOL			SENIOR HS
		PS	MOOE	TOTAL	MOOE
	Batang II Integrated School	-	239,000	239,000	
	Becuran National High School Annex (San Basilio High School)	11,042,000	882,000	11,924,000	371,000
	Bulac National High School, Minalin	4,624,000	602,000	5,226,000	150,000
	Calantipe High School	-	551,000	551,000	
	Camba National High School - Candating High School	7,971,000	726,000	8,697,000	
	Camias High School	3,569,000	365,000	3,934,000	150,000
	Concepcion Integrated School (San Pedro National High School - Concepcion Integrated School)	18,530,000	827,000	19,357,000	254,000
	Conrado C. Macapinlac, Sr. National High School	4,841,000	573,000	5,414,000	
	Delapay National High School, Macabebe	5,924,000	459,000	6,383,000	150,000
	Del Carmen National High School	13,398,000	958,000	14,356,000	302,000
	Don Antonio Lee Chi Uan Integrated School	13,906,000	963,000	14,869,000	309,000
	Gatiawin National High School	8,586,000	1,112,000	9,698,000	
	Gerry Rodriguez High School	11,484,000	911,000	12,395,000	223,000
	Lanang High School	3,033,000	607,000	3,640,000	
	Macabebe High School	15,194,000	1,044,000	16,238,000	241,000
	Malauli High School	6,304,000	604,000	6,908,000	150,000
	Malusac National High School	6,475,000	530,000	7,005,000	150,000
	Mangga High School	4,690,000	740,000	5,430,000	217,000
	Mapaniqui National High School	10,216,000	893,000	11,109,000	307,000
	Nabuclod Integrated School	1,714,000	314,000	2,028,000	
	Paralaya High School	16,128,000	1,239,000	17,367,000	
	Pasay City North High School - Basa Air Base Annex	8,398,000	202,000	8,600,000	
	Planas High School	10,509,000	1,060,000	11,569,000	188,000
	Porac Model Community High School - Villa Maria High School	4,762,000	442,000	5,204,000	150,000
	Prado Siongco High School	-	567,000	567,000	
	Pulong Gubat High School	1,789,000	436,000	2,225,000	150,000
	Rodolfo V. Feliciano Memorial High School	12,851,000	1,171,000	14,022,000	
	Sagrada Familia Integrated School	12,693,000	1,002,000	13,695,000	410,000
	Salapungan National High School - Annex Mandili	7,004,000	875,000	7,879,000	376,000
	Sampaga High School	12,973,000	966,000	13,939,000	160,000
	San Esteban National High School	9,344,000	662,000	10,006,000	150,000
	San Esteban National High School-Consuelo	-	480,000	480,000	150,000
	San Isidro National High School (San Jose Integrated)	5,511,000	539,000	6,050,000	150,000
	San Isidro National High School, Bacolor	10,261,000	830,000	11,091,000	175,000
	San Jose Gumi Integrated School	2,162,000	429,000	2,591,000	
	San Jose National High School	9,623,000	826,000	10,449,000	292,000
	San Juan Baño High School	3,428,000	644,000	4,072,000	
	San Juan-San Luis National High School	9,876,000	816,000	10,692,000	253,000
	San Luis National High School	23,568,000	1,811,000	25,379,000	1,184,000
	San Nicolas Integrated School	4,597,000	420,000	5,017,000	
	San Roque Arbol High School	4,887,000	749,000	5,636,000	220,000
	San Simon High School	21,315,000	1,573,000	22,888,000	655,000
	Santiago National High School	1,286,000	482,000	1,768,000	
	Sapang Kawayan High School	4,681,000	488,000	5,169,000	150,000
	Sapang Uwak High School	-	334,000	334,000	
	Sebitanan National High School	3,008,000	366,000	3,374,000	150,000
	Senior High School in Apalit, Pampanga			-	674,000
	Senior High School in Magalang, Pampanga			-	1,131,000
	Sitio Mindanao Integrated School	1,286,000	254,000	1,540,000	
	Sta. Catalina High School	7,539,000	619,000	8,158,000	
	Sta. Monica High School	5,225,000	711,000	5,936,000	236,000
	Sta. Teresa II Integrated School	4,090,000	497,000	4,587,000	
	Sto. Rosario National High School	-	579,000	579,000	
	Sto. Tomas National High School, Sto. Tomas	10,575,000	727,000	11,302,000	284,000
	Sucad National High School, Apalit	11,284,000	951,000	12,235,000	354,000
	Tagulod National High School	5,517,000	573,000	6,090,000	203,000
	Telacsan National High School	13,129,000	822,000	13,951,000	295,000
	Telesforo Natividad National High School	12,111,000	1,125,000	13,236,000	429,000
	Wenceslao Village High School	6,729,000	540,000	7,269,000	
	Division of San Fernando City	232,185,000	20,756,000	252,941,000	5,399,000
	Division Office - Proper	3,993,000	-	3,993,000	-
	Archbishop Emilio Cinense Integrated School	2,159,000	468,000	2,627,000	
	Baliti Integrated School	9,557,000	805,000	10,362,000	247,000
	Calulut Integrated School	8,387,000	941,000	9,328,000	325,000

REGION / SDO / SECONDARY SCHOOLS		JUNIOR HIGH SCHOOL			SENIOR HS
		PS	MOOE	TOTAL	MOOE
	City of San Fernando Tech-Voc Senior High School			-	278,000
	City of San Fernando West Integrated School	8,717,000	603,000	9,320,000	150,000
	Del Carmen Integrated School	3,914,000	620,000	4,534,000	150,000
	Del Rosario Integrated School	-	303,000	303,000	
	Dolores Integrated School	-	340,000	340,000	
	Dolores Stand Alone Senior High School			-	427,000
	Information and Communication Technology (ICT) High School	11,462,000	906,000	12,368,000	394,000
	Lara Integrated School	6,600,000	617,000	7,217,000	
	Magliman Integrated School	5,353,000	564,000	5,917,000	150,000
	Maimpis Integrated School	9,987,000	805,000	10,792,000	291,000
	Malino Integrated School	2,159,000	492,000	2,651,000	
	Malpitic Integrated School	3,449,000	576,000	4,025,000	
	Northville High School	33,365,000	2,324,000	35,689,000	1,071,000
	Nuestra Señora del Pilar Integrated School	22,390,000	1,171,000	23,561,000	528,000
	Pandaras Integrated School	1,295,000	334,000	1,629,000	150,000
	Panipuan High School	16,846,000	1,077,000	17,923,000	410,000
	Pulungbulu Integrated School	1,726,000	434,000	2,160,000	
	Saguin Integrated School	7,390,000	642,000	8,032,000	
	San Agustin Integrated School	3,562,000	513,000	4,075,000	
	San Isidro Integrated School	18,784,000	1,441,000	20,225,000	
	San Jose Panluman Integrated School	3,881,000	578,000	4,459,000	
	San Nicolas Integrated School	11,282,000	836,000	12,118,000	
	San Pablo Integrated School	3,024,000	522,000	3,546,000	
	San Pedro Integrated School	-	299,000	299,000	
	St. Vincent of Quebiawan Integrated School	12,007,000	807,000	12,814,000	179,000
	Sta. Lucia Integrated School	9,286,000	984,000	10,270,000	334,000
	Telabastagan Integrated School	11,610,000	754,000	12,364,000	315,000
	Division of San Jose City	78,567,000	7,566,000	86,133,000	2,262,000
	Division Office - Proper	1,280,000	-	1,280,000	-
	Bagong Sikat Integrated School	-	394,000	394,000	
	Caanawan National High School (Constancio Padilla National High School - Caanawan Annex)	20,315,000	1,683,000	21,998,000	820,000
	Constanciano Padilla National High School - Kita Kita Extension	8,466,000	767,000	9,233,000	
	Porais National High School	15,771,000	1,109,000	16,880,000	452,000
	San Agustin Integrated School	2,142,000	701,000	2,843,000	150,000
	Sto. Niño 3rd National High School	14,440,000	1,330,000	15,770,000	486,000
	Tayabo High School - CPNHS Annex	5,690,000	723,000	6,413,000	
	Tondod National High School	10,463,000	859,000	11,322,000	354,000
	Division of San Jose del Monte City	241,796,000	21,593,000	263,389,000	4,331,000
	Division Office - Proper	4,416,000	-	4,416,000	-
	Bagong Buhay B Integrated School	-	756,000	756,000	
	Citrus National High School (Citrus High School)	35,912,000	2,525,000	38,437,000	387,000
	City of San Jose del Monte National Science High School	6,147,000	737,000	6,884,000	508,000
	Kakawate High School	22,695,000	1,927,000	24,622,000	712,000
	Kaypian National High School	29,902,000	2,754,000	32,656,000	1,037,000
	Marangal National High School	36,840,000	3,086,000	39,926,000	606,000
	Mulawin National High School	4,796,000	873,000	5,669,000	150,000
	Muzon Harmony Hills High School	41,013,000	3,021,000	44,034,000	150,000
	San Jose del Monte Heights High School	15,397,000	2,064,000	17,461,000	
	San Manuel High School	3,428,000	800,000	4,228,000	
	San Rafael National High School	7,498,000	699,000	8,197,000	
	Sto. Cristo National High School (Sto. Cristo High School)	33,752,000	2,351,000	36,103,000	781,000
	Division of Tarlac	383,694,000	40,083,000	423,777,000	13,291,000
	Division Office - Proper	6,471,000	-	6,471,000	-
	Amacalan Integrated School	-	214,000	214,000	
	Anastacio G. Yumul High School	20,317,000	1,559,000	21,876,000	545,000
	Aranguren Integrated School	13,354,000	1,101,000	14,455,000	447,000
	Balayang High School	-	763,000	763,000	236,000
	Bamban National High School	9,600,000	819,000	10,419,000	365,000
	Baquero Norte Integrated School	1,286,000	281,000	1,567,000	
	Birbira High School	15,095,000	1,144,000	16,239,000	474,000

REGION / SDO / SECONDARY SCHOOLS		JUNIOR HIGH SCHOOL			SENIOR HS
		PS	MOOE	TOTAL	MOOE
	Buenavista National High School	11,439,000	785,000	12,224,000	259,000
	Buenlag National High School	8,137,000	690,000	8,827,000	178,000
	Bueno Integrated School	857,000	291,000	1,148,000	
	Burgos Integrated School	-	222,000	222,000	
	Caanamongan National High School	6,966,000	583,000	7,549,000	179,000
	Calawitan High School (resettlement school)- Calangitan High School (resettlement school)	6,272,000	599,000	6,871,000	181,000
	Calayaan Integrated School	428,000	227,000	655,000	
	Calipayan National High School	-	577,000	577,000	197,000
	Cardona National High School	6,560,000	663,000	7,223,000	237,000
	Comillas National High School	14,973,000	946,000	15,919,000	327,000
	Demetrio F. Nagtalon Integrated School	857,000	271,000	1,128,000	
	Don Casimiro G. Tanedo Integrated School	5,158,000	512,000	5,670,000	150,000
	Dueg High School (resettlement school)	3,684,000	382,000	4,066,000	150,000
	Estipona National High School - Annex	5,327,000	880,000	6,207,000	328,000
	Estrella Aquino National High School	-	560,000	560,000	212,000
	Gerona Western National High School	10,330,000	786,000	11,116,000	296,000
	Jose V. Yap National High School	38,465,000	3,858,000	42,323,000	1,784,000
	Labney Integrated School	857,000	235,000	1,092,000	
	Maamot Integrated School	-	309,000	309,000	
	Mainang High School	-	226,000	226,000	
	Malacampa National High School	23,921,000	1,981,000	25,902,000	1,634,000
	Malasa Integrated School	-	226,000	226,000	
	Maungib National High School	7,406,000	607,000	8,013,000	150,000
	Mayantoc Technical-Vocational High School	7,944,000	844,000	8,788,000	275,000
	Nambalan Integrated School	1,286,000	262,000	1,548,000	
	O'Donnel High School - Annex	5,367,000	745,000	6,112,000	254,000
	Pacpaco Integrated School	1,286,000	408,000	1,694,000	
	Pilpila National High School	4,697,000	490,000	5,187,000	150,000
	Pitombayog National High School	12,587,000	929,000	13,516,000	328,000
	Quezon National High School	6,272,000	589,000	6,861,000	150,000
	Sacata National High School	8,881,000	756,000	9,637,000	284,000
	San de Valdez Integrated School	7,915,000	735,000	8,650,000	164,000
	San Agustin Integrated School, Gerona	428,000	217,000	645,000	
	San Agustin Integrated School, San Manuel	2,571,000	448,000	3,019,000	
	San Bartolome National High School	8,732,000	554,000	9,286,000	157,000
	San Bartolome National High School (Annex)	981,000	423,000	1,404,000	150,000
	San Clemente Integrated School	857,000	420,000	1,277,000	
	San Jose National High School	7,516,000	603,000	8,119,000	184,000
	San Manuel National High School	9,385,000	639,000	10,024,000	400,000
	Santa Ignacia National High School	-	248,000	248,000	
	Santiago Integrated School	857,000	237,000	1,094,000	
	Sapang National High School	14,027,000	989,000	15,016,000	320,000
	Sta. Ines National High School	6,831,000	669,000	7,500,000	183,000
	Sta. Lucia National High School	14,573,000	1,098,000	15,671,000	459,000
	Sta. Monica Integrated School	-	225,000	225,000	
	Sta. Rosa Integrated School	8,430,000	708,000	9,138,000	170,000
	Surgui Integrated School	857,000	246,000	1,103,000	
	Timmaguab Integrated School	-	215,000	215,000	
	Vargas National High School	7,677,000	663,000	8,340,000	236,000
	Ventinilla High School	10,159,000	1,167,000	11,326,000	402,000
	Victoria National High School - Annex	-	763,000	763,000	150,000
	Villa Aglipay National High School - Iba High School	8,557,000	822,000	9,379,000	396,000
	Villa Aglipay National High School - Moriones High School	7,261,000	674,000	7,935,000	150,000
	Division of Tarlac City	144,784,000	12,953,000	157,737,000	3,665,000
	Division Office - Proper	2,470,000	-	2,470,000	-
	Armenia Integrated School	6,974,000	720,000	7,694,000	232,000
	Balanti High School	1,714,000	360,000	2,074,000	150,000
	Balibago Primero Integrated School	12,238,000	1,026,000	13,264,000	373,000
	Baras Baras High School	15,490,000	1,236,000	16,726,000	370,000
	Batangbatang Integrated School	3,582,000	461,000	4,043,000	
	Burot Integrated School	8,674,000	806,000	9,480,000	220,000
	Central Azucarera De Tarlac National High School Annex	-	479,000	479,000	
	Matatalaib High School	15,943,000	1,372,000	17,315,000	447,000
	Sapang Maragul Integrated School	-	375,000	375,000	

REGION / SDO / SECONDARY SCHOOLS		JUNIOR HIGH SCHOOL			SENIOR HS
		PS	MOOE	TOTAL	MOOE
	Sinait Integrated School	-	243,000	243,000	
	Sto. Cristo Integrated School	37,569,000	3,097,000	40,666,000	697,000
	Tibag High School	40,130,000	2,778,000	42,908,000	1,176,000
	Division of Zambales	207,707,000	30,793,000	238,500,000	4,946,000
	Division Office - Proper	3,739,000	-	3,739,000	-
	Acoje National High School	6,240,000	396,000	6,636,000	150,000
	Agusuhin High School	4,383,000	469,000	4,852,000	150,000
	Angel C. Manglicmot Integrated School	7,714,000	630,000	8,344,000	
	Babuyan Integrated School	857,000	256,000	1,113,000	150,000
	Bamban National High School	5,141,000	895,000	6,036,000	
	Bancal Integrated School	428,000	688,000	1,116,000	150,000
	Bangan Capayawan Integrated School	1,286,000	333,000	1,619,000	
	Bani National High School Coto Annex	3,140,000	421,000	3,561,000	150,000
	Baquilan High School (resettlement school)	8,664,000	760,000	9,424,000	272,000
	Batiawan-I Integrated School	-	365,000	365,000	150,000
	Beneg National High School	5,677,000	452,000	6,129,000	150,000
	Botolan North Integrated School	857,000	360,000	1,217,000	
	Bucao Integrated School	857,000	296,000	1,153,000	
	Buhawen High School	5,485,000	512,000	5,997,000	150,000
	Cabatuan Integrated School	-	306,000	306,000	
	Cabitaugan Integrated School	3,254,000	362,000	3,616,000	
	Calapandayan Integrated School	1,714,000	829,000	2,543,000	
	Carael Integrated School	857,000	311,000	1,168,000	
	Cawag High School (resettlement school)	8,041,000	535,000	8,576,000	150,000
	Cawag Resettlement Annex III - Kinabuksan High School	857,000	289,000	1,146,000	150,000
	Colliat Integrated School	-	312,000	312,000	
	Consuelo Integrated School	-	210,000	210,000	
	Dojoc Balite Integrated School	1,286,000	301,000	1,587,000	150,000
	Don Brigido Mirafior Integrated School	4,288,000	789,000	5,077,000	302,000
	Gov. Manuel Barreto National High School Annex II - Don Getulio F. Arendaeng High School	2,739,000	499,000	3,238,000	
	Hanjin Integrated School	3,982,000	532,000	4,514,000	
	Ilwas Integrated School (Josephine Khonghun Special Education Center)	5,915,000	508,000	6,423,000	
	Judd Hendricks Memorial Aeta Integrated School	-	223,000	223,000	
	Lakas High School	3,284,000	390,000	3,674,000	150,000
	Laoag Integrated School	2,142,000	481,000	2,623,000	
	Longos Integrated School	857,000	369,000	1,226,000	
	Loob Bunga High School (resettlement school)	11,452,000	888,000	12,340,000	239,000
	Looc Integrated School	1,286,000	294,000	1,580,000	
	Maguisguis Integrated School	-	299,000	299,000	150,000
	Mambog Integrated School	1,286,000	334,000	1,620,000	
	Nacocol Integrated School	857,000	259,000	1,116,000	
	Nagyantok High School	7,540,000	743,000	8,283,000	207,000
	Namatacan National High School	3,773,000	406,000	4,179,000	150,000
	Naugsol Integrated School	5,266,000	512,000	5,778,000	150,000
	Paite-Balincaguig National High School	4,241,000	490,000	4,731,000	150,000
	Pamatawan Integrated School	3,252,000	447,000	3,699,000	
	Poonbato Integrated School	-	294,000	294,000	
	Porac Integrated School	857,000	291,000	1,148,000	
	Pundakit High School	1,714,000	390,000	2,104,000	150,000
	Sagpat High School	3,769,000	397,000	4,166,000	150,000
	San Agustin Integrated School	6,008,000	639,000	6,647,000	
	San Fernando High School	-	410,000	410,000	
	San Isidro Integrated School	-	226,000	226,000	
	San Juan Integrated School	-	422,000	422,000	150,000
	San Marcelino High School	4,183,000	459,000	4,642,000	150,000
	San Rafael High School	4,696,000	540,000	5,236,000	160,000
	San Salvador High School	6,431,000	566,000	6,997,000	151,000
	Santiago Integrated School	857,000	223,000	1,080,000	
	Sta. Barbara Integrated School	857,000	366,000	1,223,000	
	Sta. Cruz High School - Don Marcelo C. Marty High School	-	1,059,000	1,059,000	150,000
	Sta. Fe National High School	5,855,000	421,000	6,276,000	150,000
	Sto. Tomas National High School	9,055,000	775,000	9,830,000	
	Sto. Rosario Integrated School	18,468,000	1,200,000	19,668,000	

REGION / SDO / SECONDARY SCHOOLS		JUNIOR HIGH SCHOOL			SENIOR HS
		PS	MOOE	TOTAL	MOOE
	Subic National High School Annex III - Batiawan Annex Integrated School	4,383,000	376,000	4,759,000	
	Subic National High School Annex IV - San Isidro High School	-	744,000	744,000	315,000
	Subic National High School Annex V - Iiwias High School	-	854,000	854,000	
	Subic National High School Annex VI - Sacatihan High School	-	305,000	305,000	
	Uacon Integrated School	7,080,000	623,000	7,703,000	
	Ubat Integrated School	-	210,000	210,000	
	Villar Integrated School	857,000	252,000	1,109,000	
	Region IVA - CALABARZON	3,358,687,000	366,005,000	3,724,692,000	232,395,000
	Division of Antipolo City	184,807,000	15,081,000	199,888,000	8,827,000
	Division Office - Proper	3,395,000	-	3,395,000	-
	Antipolo City National Science and Technology High School	6,208,000	729,000	6,937,000	256,000
	Antipolo City Senior High School			-	4,636,000
	Apia Integrated School	-	405,000	405,000	
	Binayoyo Integrated School	857,000	340,000	1,197,000	
	Calawis National High School	10,636,000	828,000	11,464,000	273,000
	Canumay National High School	3,500,000	458,000	3,958,000	150,000
	Dalig National High School	33,819,000	2,647,000	36,466,000	826,000
	Dela Paz National High School	54,480,000	3,916,000	58,396,000	897,000
	Kaysakat National High School	9,303,000	858,000	10,161,000	272,000
	Muntidilaw National High School	18,624,000	1,431,000	20,055,000	526,000
	Old Boso-Boso National High School	14,975,000	1,201,000	16,176,000	356,000
	Rizza National High School	13,536,000	1,188,000	14,724,000	156,000
	San Juan National High School	15,474,000	1,080,000	16,554,000	479,000
	Division of Bacoor City	132,420,000	16,374,000	148,794,000	9,552,000
	Division Office - Proper	6,885,000	-	6,885,000	
	Bacoor National High School - Gawaran Annex	13,946,000	1,773,000	15,719,000	
	Bacoor National High School - Tabing Dagat Annex	43,783,000	4,443,000	48,226,000	
	Bacoor National High School - Villa Maria Annex	-	1,622,000	1,622,000	
	City of Bacoor National High School - Georgetown	14,582,000	2,138,000	16,720,000	
	City of Bacoor National High School - San Nicolas	19,308,000	2,202,000	21,510,000	
	City of Bacoor National High School - Springville	16,316,000	1,800,000	18,116,000	
	City of Bacoor National High School- Salinas	12,459,000	1,592,000	14,051,000	
	Responsible Village Leaders Learning Academy (REVILLA) High School	5,141,000	804,000	5,945,000	
	Senior High School - Dulong Bayan			-	1,235,000
	Senior High School in Progressive, Bacoor City			-	1,189,000
	Senior High School in San Nicholas III, Bacoor City			-	4,875,000
	Senior High School within Bacoor Elementary School			-	1,149,000
	Senior High School within Sinaguelasan Elementary School			-	1,104,000
	Division of Batangas	619,200,000	57,578,000	676,778,000	62,592,000
	Division Office - Proper	10,471,000	-	10,471,000	-
	Agoncillo National High School	11,990,000	928,000	12,918,000	
	Agoncillo Senior High School			-	1,373,000
	Alitagtag Senior High School			-	992,000
	Alupay Integrated National High School	13,024,000	1,064,000	14,088,000	789,000
	Ananias C. Hernandez Memorial National High School	10,246,000	801,000	11,047,000	
	Angeles Luistro Integrated Senior High School	3,119,000	423,000	3,542,000	150,000
	Aplaya National High School	5,760,000	613,000	6,373,000	
	Apolinario Mabini National High School	3,285,000	415,000	3,700,000	
	As-Is Integrated School	860,000	284,000	1,144,000	
	Balakilong Integrated School	1,302,000	411,000	1,713,000	
	Balayan Senior High School			-	5,397,000
	Balaytigue National High School	11,230,000	905,000	12,135,000	
	Balibago-Biga National High School	9,445,000	740,000	10,185,000	
	Banyaga National High School	13,445,000	919,000	14,364,000	
	Basilio S. Marasigan Memorial National High School	1,286,000	302,000	1,588,000	
	Batangas High School for Culture and Arts	3,798,000	416,000	4,214,000	150,000
	Batangas Province Science High School	3,818,000	422,000	4,240,000	
	Bayanan National High School	8,526,000	775,000	9,301,000	
	Bayawang Integrated School	-	211,000	211,000	

REGION / SDO / SECONDARY SCHOOLS		JUNIOR HIGH SCHOOL			SENIOR HS
		PS	MOOE	TOTAL	MOOE
	Bigain Integrated School	7,429,000	655,000	8,084,000	150,000
	Bilogo Integrated National High School	11,218,000	805,000	12,023,000	150,000
	Bolbok National High School	8,632,000	750,000	9,382,000	
	Bugaan Integrated School	2,159,000	562,000	2,721,000	
	Bukal Integrated National High School	12,674,000	982,000	13,656,000	211,000
	Bulihan Integrated Senior High School	10,217,000	784,000	11,001,000	231,000
	Bunducan National High School	6,681,000	590,000	7,271,000	
	Cahil National High School	8,723,000	798,000	9,521,000	
	Calaca Senior High School			-	4,490,000
	Calantas National High School	3,885,000	454,000	4,339,000	
	Calantas Senior High School			-	408,000
	Calatagan Senior High School			-	2,589,000
	Calubcub I Senior High School			-	804,000
	Catandaan Yabut National High School	7,275,000	698,000	7,973,000	
	Cubamba Integrated School	857,000	282,000	1,139,000	
	Cuenca National High School	15,797,000	1,352,000	17,149,000	
	Cuenca Senior High School			-	1,760,000
	Dionisio P. Vito National High School	6,633,000	629,000	7,262,000	
	Don Julio Leviste Memorial National High School	6,057,000	638,000	6,695,000	
	Doña Maria Laurel Platon School of Agriculture	16,425,000	1,508,000	17,933,000	
	Dr. Bonifacio A. Masilungan National High School	9,028,000	908,000	9,936,000	368,000
	Emilia L. Malabanan Integrated School	857,000	298,000	1,155,000	
	Francisco G. Perez Memorial National High School	9,429,000	720,000	10,149,000	
	Ilat National High School	8,540,000	750,000	9,290,000	
	Inicluban National High School	7,401,000	614,000	8,015,000	
	Itlugan National High School	10,958,000	850,000	11,808,000	370,000
	Jaybanga Integrated National High School	6,821,000	679,000	7,500,000	203,000
	Kaylaway National High School	15,648,000	1,188,000	16,836,000	
	Lemery Senior High School			-	5,651,000
	Lian Senior High School			-	1,599,000
	Libato National High School	857,000	304,000	1,161,000	
	Lipahan National High School	9,996,000	938,000	10,934,000	
	Lobo Senior High School			-	1,875,000
	Lucban National High School	12,609,000	980,000	13,589,000	
	Lucsuhin Integrated School	860,000	263,000	1,123,000	
	Lumangbayan Integrated National High School	1,286,000	522,000	1,808,000	164,000
	Lumbang Na Matanda National High School	6,476,000	647,000	7,123,000	
	Luya Integrated School	860,000	326,000	1,186,000	
	Mabalar - Catandala Integrated School	860,000	315,000	1,175,000	
	Mabini National High School	6,781,000	623,000	7,404,000	
	Macalamcam-B National High School	7,115,000	592,000	7,707,000	
	Mahanadiong National High School	3,477,000	684,000	4,161,000	
	Malabrigo National High School	9,551,000	719,000	10,270,000	
	Malaking Pook National High School	8,423,000	668,000	9,091,000	
	Malapad na Bato National High School	7,569,000	618,000	8,187,000	
	Malapad na Parang National High School	7,400,000	686,000	8,086,000	
	Malvar Senior High School			-	3,372,000
	Marcos Espejo Integrated School	860,000	331,000	1,191,000	
	Maria Paz Fronda National High School	6,313,000	539,000	6,852,000	
	Mataasnakahoy Senior High School			-	1,213,000
	Matabungkay National High School	16,496,000	1,197,000	17,693,000	
	Mavalor Integrated School	-	213,000	213,000	
	Maximo T. Hernandez Memorial Integrated High School	10,064,000	861,000	10,925,000	329,000
	Mayuro National High School	12,603,000	940,000	13,543,000	
	Mayuro Senior High School			-	490,000
	Nagsaulay Integrated National High School	9,008,000	823,000	9,831,000	150,000
	Nasugbu East Senior High School			-	2,523,000
	Pacita Ramos Mendoza Memorial National High School	3,705,000	417,000	4,122,000	
	Palakpak Integrated National High School	6,477,000	491,000	6,968,000	150,000
	Pantalan Senior High School			-	4,296,000
	Papaya National High School	7,184,000	586,000	7,770,000	
	Pinagbayanan Integrated National High School	10,228,000	1,066,000	11,294,000	434,000
	Pinagsibaan Integrated School	-	208,000	208,000	
	Placido T. Amo Senior High School			-	2,276,000
	Primitivo Kalaw Senior High School			-	685,000
	Procopio Mailig Memorial Integrated School	1,726,000	551,000	2,277,000	

REGION / SDO / SECONDARY SCHOOLS		JUNIOR HIGH SCHOOL			SENIOR HS
		PS	MOOE	TOTAL	MOOE
	Pulangbato National High School	857,000	287,000	1,144,000	
	Puting Kahoy National High School	1,730,000	374,000	2,104,000	
	Rosario Technical High School	12,627,000	1,067,000	13,694,000	
	Sampa-Pacifico Integrated School	1,295,000	386,000	1,681,000	
	Sampiro Integrated Senior High School	6,799,000	665,000	7,464,000	169,000
	San Vicente Manalupang National High School	7,206,000	498,000	7,704,000	
	San Agustin Integrated School	2,596,000	641,000	3,237,000	
	San Gregorio Integrated School	428,000	338,000	766,000	
	San Isidro National High School	6,090,000	967,000	7,057,000	
	San Isidro National High School, Malvar	10,984,000	550,000	11,534,000	
	San Juan Senior High School			-	1,510,000
	San Luis Senior High School			-	610,000
	San Nicolas Integrated High School	11,096,000	1,081,000	12,177,000	606,000
	San Pascual Senior High School 1			-	2,340,000
	San Pascual Senior High School 2			-	554,000
	San Piro National High School	15,505,000	1,050,000	16,555,000	
	Santiago National High School	13,530,000	1,082,000	14,612,000	
	Sto. Tomas Senior High School			-	2,057,000
	Taal Senior High School			-	2,022,000
	Tala Senior High School			-	624,000
	Talisay Senior High School			-	1,400,000
	Taysan Senior High School			-	1,513,000
	The Saint Isidore National High School	8,342,000	655,000	8,997,000	
	Tilambo National High School	9,424,000	734,000	10,158,000	
	Timbugan National High School	7,847,000	647,000	8,494,000	
	Tingloy Senior High School			-	904,000
	Tulos National High School	7,270,000	558,000	7,828,000	
	Tumalim National High School	12,570,000	916,000	13,486,000	
	Tuy National High School	9,271,000	851,000	10,122,000	
	Tuy Senior High School			-	2,491,000
	Division of Batangas City	155,611,000	13,179,000	168,790,000	8,512,000
	Division Office - Proper	2,724,000	-	2,724,000	-
	Alangilan Senior High School			-	3,266,000
	Batangas City High School for the Arts	857,000	315,000	1,172,000	
	Batangas City South Senior High School			-	441,000
	Conde Labac Integrated School	11,817,000	975,000	12,792,000	513,000
	Gulod Senior High School			-	1,606,000
	Haligue Silangan National High School	428,000	278,000	706,000	
	Libjo National High School	28,004,000	2,214,000	30,218,000	
	Mahabang Dahilig Senior High School - Stand Alone			-	901,000
	Malitam National High School	2,571,000	601,000	3,172,000	
	Natalia V. Ramos Memorial Integrated School	21,527,000	1,642,000	23,169,000	360,000
	Pedro S. Tolentino Memorial Integrated School	17,289,000	1,213,000	18,502,000	586,000
	San Agapito Integrated High School	5,018,000	429,000	5,447,000	150,000
	San Agustin Integrated School	6,727,000	592,000	7,319,000	232,000
	San Antonio National High School	3,644,000	407,000	4,051,000	
	Sta. Rita National High School	22,138,000	1,782,000	23,920,000	
	Talahib Pandayan National High School	7,401,000	617,000	8,018,000	
	Talumpok Integrated School	8,929,000	720,000	9,649,000	207,000
	Tinga Soro-soro Integrated School	16,537,000	1,394,000	17,931,000	250,000
	Division of Biñan City	-	5,563,000	5,563,000	4,574,000
	Biñan City Science and Technology High School	-	266,000	266,000	
	Biñan City Senior High School - San Antonio Campus			-	2,802,000
	Biñan Senior High School Sto. Tomas Campus			-	590,000
	Biñan Senior High School Timbao Campus			-	519,000
	Dela Paz National High School	-	1,511,000	1,511,000	
	Mamplasan National High School - Jacobo Annex	-	952,000	952,000	
	Southville 5-A Integrated National High School	-	2,834,000	2,834,000	663,000
	Division of Cabuyao City	10,703,000	1,698,000	12,401,000	2,435,000
	Division Office - Proper	172,000	-	172,000	-
	Casile Integrated National High School	2,331,000	447,000	2,778,000	150,000
	Mamatid Senior High School			-	1,123,000

REGION / SDO / SECONDARY SCHOOLS		JUNIOR HIGH SCHOOL			SENIOR HS
		PS	MOOE	TOTAL	MOOE
	Marinig National High School	8,200,000	1,049,000	9,249,000	
	Pittland Integrated School	-	202,000	202,000	
	Pulo Senior High School			-	1,162,000
	Division of Calamba City	84,694,000	8,300,000	92,994,000	2,705,000
	Division Office - Proper	1,445,000	-	1,445,000	-
	Bubuyan Integrated School	7,182,000	667,000	7,849,000	215,000
	Bunggo National High School	8,457,000	742,000	9,199,000	310,000
	Buntog National High School	3,616,000	419,000	4,035,000	
	Calamba City School for the Arts	2,596,000	470,000	3,066,000	150,000
	Calamba City Science Integrated School	6,743,000	694,000	7,437,000	1,012,000
	Canlubang Integrated School	7,359,000	479,000	7,838,000	150,000
	Integrated School of Lawa	15,241,000	1,235,000	16,476,000	436,000
	Mabato National High School	9,724,000	597,000	10,321,000	
	Majada In Integrated School	17,694,000	1,424,000	19,118,000	432,000
	San Cristobal National High School	4,637,000	1,573,000	6,210,000	
	Division of Cavite	137,691,000	23,009,000	160,700,000	11,349,000
	Division Office - Proper	2,466,000	-	2,466,000	-
	Angelo L. Loyola Senior High School			-	4,020,000
	Anuling Integrated High School	5,695,000	628,000	6,323,000	197,000
	Banaba Cerca Integrated School	2,142,000	403,000	2,545,000	
	Bucal National High School - Sta. Mercedes Annex	-	331,000	331,000	
	Buck Estate National High School	6,541,000	603,000	7,144,000	
	Caluanan National High School	8,214,000	682,000	8,896,000	
	Centro De Naic National High School	7,395,000	1,713,000	9,108,000	
	Ciudad Nuevo De Naic National High School	12,752,000	1,720,000	14,472,000	
	Emilia Ambalada Poblete Integrated High School	28,596,000	2,596,000	31,192,000	150,000
	Escuela Secundaria Señor de Salinas			-	806,000
	Eugenio Cabezas National High School	6,127,000	1,291,000	7,418,000	
	Fiscal Mundo National High School	3,882,000	740,000	4,622,000	
	General Mariano Alvarez National High School	1,289,000	670,000	1,959,000	
	Halang Banaybanay Integrated School	7,024,000	648,000	7,672,000	160,000
	Indang National High School	857,000	2,988,000	3,845,000	1,647,000
	Kaysuyo National High School	4,203,000	438,000	4,641,000	
	Mendez-Núñez National High School	2,571,000	624,000	3,195,000	
	Naic Coastal National High School (Pueblo Martin Extension)	947,000	621,000	1,568,000	
	Noveleta Senior High School			-	574,000
	Palocpoc National High School	6,537,000	539,000	7,076,000	
	Pangil National High School	5,615,000	562,000	6,177,000	
	Pedro Alegre Aure Senior High School			-	677,000
	Pulo Ni Sara Integrated School	7,523,000	618,000	8,141,000	206,000
	Tagaytay City Integrated School	-	755,000	755,000	
	Talon Integrated School	7,050,000	652,000	7,702,000	150,000
	Tanza National Trade School Annex	-	1,200,000	1,200,000	
	Taywanak National High School	3,917,000	445,000	4,362,000	
	Trece Martires City Senior High School			-	2,762,000
	Trece Martirez City National High School (Cochu Annex)	-	975,000	975,000	
	Ulat Integrated School	6,348,000	567,000	6,915,000	
	Division of Dasmariñas City	171,028,000	13,291,000	184,319,000	8,313,000
	Division Office - Proper	3,142,000	-	3,142,000	-
	Dr. Jose P. Rizal Senior High School			-	1,965,000
	Edilberto S. Legaspi Integrated High School	1,714,000	826,000	2,540,000	
	Francisco E. Barzaga Integrated High School	58,017,000	3,533,000	61,550,000	1,199,000
	Langkaan II National High School - Congressional National High School Annex	36,604,000	2,443,000	39,047,000	
	New Era Senior High School			-	721,000
	Paliparan II National High School - Congressional National High School Annex	68,543,000	3,706,000	72,249,000	926,000
	Paliparan III Senior High School			-	3,502,000
	Salawag National High School	3,008,000	2,783,000	5,791,000	
	Division of General Trias City	128,897,000	11,130,000	140,027,000	6,460,000
	Division Office - Proper	2,381,000	-	2,381,000	-

REGION / SDO / SECONDARY SCHOOLS		JUNIOR HIGH SCHOOL			SENIOR HS
		PS	MOOE	TOTAL	MOOE
	Andres A. Nocon National High School	21,586,000	1,383,000	22,969,000	
	Governor Ferrer National High School - Biclatan Annex	7,299,000	2,241,000	9,540,000	
	Governor Luis A. Ferrer Jr. East National High School	39,225,000	3,196,000	42,421,000	
	Luis Y. Ferrer Jr. North National High School	32,234,000	2,348,000	34,582,000	
	Luis Y. Ferrer Jr. Senior High School			-	6,460,000
	Luis Y. Ferrer Jr. West National High School	26,172,000	1,962,000	28,134,000	
	Division of Imus City	65,005,000	9,825,000	74,830,000	8,014,000
	Division Office - Proper	1,271,000	-	1,271,000	-
	Gen. Flaviano Yengko Senior High School (Senior High School in Pasong Buaya)			-	1,887,000
	Gen. Juan Castañeda Senior High School (Senior High School in Anabu)			-	1,557,000
	Gen. Pantaleon Garcia Senior High School (Senior High School in Pedro Reyes)			-	2,571,000
	Gen. Tomas Mascardo National High School	25,421,000	4,603,000	30,024,000	
	General Licerio Topacio National High School	25,400,000	2,650,000	28,050,000	
	Gov. D. M. Camerino Integrated School	5,572,000	1,020,000	6,592,000	
	Gov. Juanito Reyes Remulla Senior High School (Senior High School in Toclong)			-	1,999,000
	Hipolito Saquilayan National High School	7,341,000	1,552,000	8,893,000	
	Division of Laguna	247,046,000	31,660,000	278,706,000	23,955,000
	Division Office - Proper	4,338,000	-	4,338,000	
	B.N. Calara Integrated National High School	1,714,000	700,000	2,414,000	530,000
	Balian National High School - Dambo Annex	3,676,000	409,000	4,085,000	
	Banca-Banca Integrated National High School	9,625,000	793,000	10,418,000	226,000
	Barangay Longos Senior High School			-	512,000
	Bitin Integrated National High School	15,789,000	1,265,000	17,054,000	299,000
	Buenaventura E. Fundialan Memorial Integrated National High School	4,880,000	624,000	5,504,000	299,000
	Buenavista Integrated National High School	32,079,000	1,397,000	33,476,000	326,000
	Bukal National High School, Cavinti	6,002,000	575,000	6,577,000	
	Calangay Integrated High School	-	316,000	316,000	248,000
	Calminue Integrated National High School	-	402,000	402,000	150,000
	Cavinti Integrated National High School	17,206,000	1,304,000	18,510,000	804,000
	Dayap National High School (Mabacan Annex)	-	538,000	538,000	
	Dayap National Integrated High School	-	1,784,000	1,784,000	1,300,000
	Galalan Integrated National High School	-	354,000	354,000	150,000
	Gaudencio Octavio Integrated High School	1,726,000	405,000	2,131,000	150,000
	Gov. Felicisimo T. San Luis Integrated Senior High School	33,378,000	2,015,000	35,393,000	483,000
	Gov. Felicisimo T. San Luis National Agro-Industrial Integrated High School	11,172,000	991,000	12,163,000	381,000
	Ibayiw Integrated National High School	17,168,000	1,173,000	18,341,000	384,000
	J. Santiago Integrated High School	-	471,000	471,000	257,000
	Laguna Science Integrated High School	-	456,000	456,000	250,000
	Laguna Senior High School			-	4,422,000
	Liliw Senior High School			-	1,096,000
	Los Baños - Bayog Senior High School Stand Alone			-	738,000
	Los Baños Bambang Senior High School Stand Alone			-	453,000
	Los Baños Integrated School (LBCHS Annex)	-	1,288,000	1,288,000	
	Los Baños Lalakay Senior High School Stand Alone			-	706,000
	Los Baños Senior High School Stand Alone			-	1,137,000
	Lowland Integrated National High School	-	562,000	562,000	152,000
	Luis C. Obial Senior High School			-	628,000
	Luisiana Integrated National High School	2,057,000	589,000	2,646,000	344,000
	Lumban Senior High School			-	691,000
	Magdalena Integrated National High School	-	1,504,000	1,504,000	658,000
	Masapang Integrated National High School	15,275,000	1,028,000	16,303,000	589,000
	Masico National (Bgy.) High School	11,761,000	967,000	12,728,000	
	Matalatala Integrated National High School	-	681,000	681,000	150,000
	Nagcarlan Senior High School			-	335,000
	Nanhaya National High School	-	590,000	590,000	
	Paagahan Integrated National High School	16,140,000	775,000	16,915,000	242,000
	Pagsanjan Stand-Alone Senior High School			-	436,000

REGION / SDO / SECONDARY SCHOOLS		JUNIOR HIGH SCHOOL			SENIOR HS
		PS	MOOE	TOTAL	MOOE
	Pakil Senior High School (Stand Alone Senior High School No. 2 Pakil)			-	377,000
	Pila Senior High School			-	1,044,000
	Poten & Eliseo M. Quesada Memorial National High School - Papatahan Annex	-	351,000	351,000	
	San Antonio Integrated National High School	-	759,000	759,000	275,000
	San Benito National High School	857,000	312,000	1,169,000	
	San Buenaventura Integrated National High School - Main	7,543,000	538,000	8,081,000	150,000
	San Roque National High School	8,039,000	738,000	8,777,000	
	Santa Cruz Integrated National High School	2,571,000	828,000	3,399,000	631,000
	Sta. Catalina National High School Extension (Bakia-Botocan)	-	329,000	329,000	
	Stand Alone Senior High School No. 21 Papatahan			-	253,000
	Sto. Tomas Integrated High School	428,000	1,280,000	1,708,000	602,000
	Suba National High School	10,779,000	681,000	11,460,000	
	Suba National High School (Gagalot Annex)	-	395,000	395,000	
	Tuntungin-Putho Integrated National High School	5,083,000	719,000	5,802,000	305,000
	Upland Integrated National High School	7,760,000	774,000	8,534,000	267,000
	Victoria Senior High School			-	525,000
	Division of Lipa City	47,794,000	7,797,000	55,591,000	3,482,000
	Division Office - Proper	849,000	-	849,000	-
	Anilao Integrated National High School	13,473,000	1,076,000	14,549,000	
	Cumba-Quezon Integrated School	857,000	347,000	1,204,000	
	Gaudencio B. Lontok Memorial Integrated School	3,857,000	1,719,000	5,576,000	
	Lipa City Science Integrated National High School	8,443,000	649,000	9,092,000	241,000
	Lipa City Senior High School			-	2,993,000
	Lipa City Sports Academy			-	248,000
	Pangao Integrated School	1,286,000	522,000	1,808,000	
	Plaridel National High School	3,428,000	683,000	4,111,000	
	Rizal Integrated National High School	8,318,000	686,000	9,004,000	
	San Jose Integrated School	2,142,000	818,000	2,960,000	
	Sen. Claro M. Recto Memorial Integrated School	5,141,000	1,297,000	6,438,000	
	Division of Lucena City	6,615,000	3,280,000	9,895,000	621,000
	Division Office - Proper	168,000	-	168,000	-
	Ibabang Talim Integrated High School	3,857,000	668,000	4,525,000	212,000
	Lucena City National High School - Ilayang Dupay Extension	-	389,000	389,000	
	Lucena City National High School - Mayao Crossing Extension	-	504,000	504,000	
	Lucena Dalahican National High School - Barra Annex	-	632,000	632,000	
	Mayao Parada Agricultural Integrated High School	-	696,000	696,000	409,000
	Ransohan Integrated School	2,590,000	391,000	2,981,000	
	Division of Quezon	892,645,000	90,802,000	983,447,000	26,405,000
	Division Office - Proper	15,381,000	-	15,381,000	-
	Adela S. Torres National High School	6,517,000	731,000	7,248,000	
	Ajos National High School	7,113,000	615,000	7,728,000	
	Aloneros National High School	6,703,000	668,000	7,371,000	150,000
	Ananias A. Diamante Integrated National High School	1,730,000	401,000	2,131,000	150,000
	Angeles Caglate Integrated School	860,000	314,000	1,174,000	
	Apad Jomalig National High School	-	451,000	451,000	
	Apad National High School	5,397,000	486,000	5,883,000	150,000
	Atty. Celso M. Reyes Integrated National High School	431,000	777,000	1,208,000	393,000
	Bagong Silang National High School	6,060,000	614,000	6,674,000	172,000
	Bagupaye National High School	13,183,000	969,000	14,152,000	470,000
	Balesin Integrated School	3,570,000	405,000	3,975,000	150,000
	Balubad Integrated School	857,000	288,000	1,145,000	
	Bamban National High School	8,208,000	698,000	8,906,000	195,000
	Bantad National High School	4,419,000	462,000	4,881,000	150,000
	Bantuliniao Integrated School	8,159,000	704,000	8,863,000	200,000
	Batangan National High School	9,614,000	740,000	10,354,000	281,000
	Bignay National High School	7,207,000	680,000	7,887,000	150,000
	Binagbag National High School	6,357,000	540,000	6,897,000	
	Binahaan Integrated School	4,317,000	655,000	4,972,000	228,000
	Bonbon National High School	2,618,000	638,000	3,256,000	181,000
	Bonifacio National High School	5,383,000	609,000	5,992,000	195,000

REGION / SDO / SECONDARY SCHOOLS		JUNIOR HIGH SCHOOL			SENIOR HS
		PS	MOOE	TOTAL	MOOE
	Burgos National High School	1,286,000	304,000	1,590,000	
	Busdak National High School, Patnanungan	6,522,000	680,000	7,202,000	152,000
	Butanguiad National High School	5,294,000	551,000	5,845,000	150,000
	Cabibihan National High School	4,054,000	420,000	4,474,000	150,000
	Cabong National High School	4,143,000	348,000	4,491,000	150,000
	Cabulihan National High School	5,001,000	488,000	5,489,000	150,000
	Cagbalete Island National High School	6,700,000	682,000	7,382,000	221,000
	Cagsiay I National High School	15,318,000	1,043,000	16,361,000	391,000
	Cagsiay III National High School	860,000	340,000	1,200,000	150,000
	Caidal National High School	7,386,000	712,000	8,098,000	150,000
	Calantas National High School	7,887,000	715,000	8,602,000	189,000
	Calasumanga National High School	6,545,000	584,000	7,129,000	184,000
	Callejon National High School	13,357,000	1,040,000	14,397,000	351,000
	Calutcot Integrated School	1,286,000	292,000	1,578,000	
	Camohaguin National High School	12,141,000	1,064,000	13,205,000	267,000
	Caridad Ilaya Integrated School	-	214,000	214,000	
	Carlagan Integrated School	857,000	376,000	1,233,000	
	Casay National High School	12,637,000	942,000	13,579,000	376,000
	Castañas National High School	15,599,000	1,308,000	16,907,000	423,000
	Catanauan National High School	11,368,000	919,000	12,287,000	221,000
	CB Encarnado Integrated School	428,000	338,000	766,000	
	Cesar C. Tan Memorial National High School	2,142,000	670,000	2,812,000	387,000
	Cogorin Ibaba National High School (Lopez National Comprehensive High School)	9,983,000	662,000	10,645,000	160,000
	Danlagan National High School	7,841,000	689,000	8,530,000	407,000
	Dao National High School	4,060,000	428,000	4,488,000	150,000
	Dofia Francisca Alvarez Rejano Integrated School	12,482,000	903,000	13,385,000	384,000
	Dofia Salud National High School	3,661,000	441,000	4,102,000	
	Doongan Ilaya National High School (Catanauan National High School - Doongan Ilaya Extension)	9,038,000	800,000	9,838,000	193,000
	Dr. Arsenio C. Nicolas Integrated National High School	5,900,000	571,000	6,471,000	175,000
	Dr. Vivencio V. Marquez National High School	5,675,000	559,000	6,234,000	189,000
	Dungawan National High School	6,966,000	639,000	7,605,000	150,000
	Emilio V. Quizon National High School	923,000	659,000	1,582,000	268,000
	Evaristo R. Macalintal Memorial National High School (Cometa National High School)	13,905,000	715,000	14,620,000	157,000
	General Luna National High School	857,000	354,000	1,211,000	
	Gloria Umali Integrated National High School	9,636,000	906,000	10,542,000	150,000
	Gov. Anacleto C. Alcala National High School	10,279,000	872,000	11,151,000	342,000
	Gregorio Reyes National High School	7,997,000	720,000	8,717,000	165,000
	Guinayangan Senior High School			-	1,488,000
	Guites National High School (Hondagua National High School - Guites Extension)	3,620,000	374,000	3,994,000	150,000
	Gumaca Integrated School	7,159,000	668,000	7,827,000	209,000
	Hagonghong Integrated High School	8,504,000	821,000	9,325,000	291,000
	Hinguiwin National High School	12,624,000	915,000	13,539,000	334,000
	Huyon-Uyon National High School	5,753,000	532,000	6,285,000	150,000
	Ilayang Ilog-A National High School	3,569,000	344,000	3,913,000	150,000
	Ilayang Yuni Junior and Senior Integrated National High School	15,144,000	1,146,000	16,290,000	460,000
	Jacinto G. Esplana National High School	7,448,000	638,000	8,086,000	150,000
	Joel B. Arquiza National High School	2,612,000	406,000	3,018,000	150,000
	Jomalig National High School (Talisay National High School)	12,659,000	842,000	13,501,000	354,000
	Jongo National High School	2,152,000	445,000	2,597,000	155,000
	Juanito C. Wagan National High School	1,747,000	465,000	2,212,000	
	Katimo National High School	7,702,000	687,000	8,389,000	254,000
	Kinatakutan National High School	5,860,000	612,000	6,472,000	150,000
	Lagay National High School	5,776,000	654,000	6,430,000	171,000
	Lalig National High School	5,195,000	949,000	6,144,000	157,000
	Lamon Bay School of Fisheries Annex - Capalohan, Calauag	-	338,000	338,000	150,000
	Langgas National High School	8,813,000	729,000	9,542,000	199,000
	Leonarda D. Vera Cruz National High School	12,594,000	957,000	13,551,000	367,000
	Lina Gayeta - Lasquety National High School	7,212,000	595,000	7,807,000	183,000
	Liwayway National High School	9,604,000	867,000	10,471,000	171,000
	Lualhati D. Edaño National High School	5,774,000	501,000	6,275,000	150,000
	Lubayat National High School	4,351,000	825,000	5,176,000	284,000
	Luod Integrated School	1,286,000	318,000	1,604,000	

REGION / SDO / SECONDARY SCHOOLS		JUNIOR HIGH SCHOOL			SENIOR HS
		PS	MOOE	TOTAL	MOOE
	Mabunga National High School	3,461,000	514,000	3,975,000	
	Madagoldol Integrated School	428,000	227,000	655,000	
	Magsaysay National High School (Ajos National High School - Magsaysay Extension)	4,470,000	479,000	4,949,000	150,000
	Magsikap Integrated School	-	235,000	235,000	
	Malaya National High School	6,228,000	513,000	6,741,000	150,000
	Maligaya Integrated National High School	10,500,000	795,000	11,295,000	
	Maligaya National High School	1,295,000	421,000	1,716,000	158,000
	Maligaya National High School - Buenavista	5,965,000	573,000	6,538,000	150,000
	Malusak National High School	7,304,000	619,000	7,923,000	164,000
	Mamala Integrated School	1,714,000	453,000	2,167,000	
	Mansilay National High School	4,092,000	444,000	4,536,000	150,000
	Mapulot National High School	5,001,000	597,000	5,598,000	193,000
	Mararoot Integrated School	428,000	220,000	648,000	
	Matandang Sabang National High School	9,378,000	928,000	10,306,000	249,000
	Nabangka National High School	9,593,000	851,000	10,444,000	231,000
	Nagsinamo National High School	3,817,000	438,000	4,255,000	150,000
	Paaralang Sekundarya Ng Patnanungan Norte	1,756,000	418,000	2,174,000	
	Paaralang Sekundarya ng Umiray	-	536,000	536,000	239,000
	Pablo D. Maningas National High School (Cometa National High School Extension - Argosino)	3,656,000	385,000	4,041,000	150,000
	Pakiing National High School	7,589,000	699,000	8,288,000	189,000
	Pamampangin National High School	5,859,000	587,000	6,446,000	150,000
	Panikihan National High School	9,976,000	857,000	10,833,000	273,000
	Panukulan National High School	7,694,000	678,000	8,372,000	233,000
	Pili National High School	16,393,000	1,282,000	17,675,000	245,000
	Pisipis National High School	3,596,000	401,000	3,997,000	150,000
	Pitogo Community High School	13,730,000	1,111,000	14,841,000	471,000
	Polillo National High School Extension	-	519,000	519,000	
	Polo Integrated School	857,000	279,000	1,136,000	
	Pugon National High School	7,102,000	629,000	7,731,000	178,000
	Quezon Science High School	6,994,000	620,000	7,614,000	231,000
	Renato Edaño Vicencio National High School	6,313,000	681,000	6,994,000	226,000
	RT Camacho Integrated School	860,000	284,000	1,144,000	
	Rufina P. Trinidad Memorial National High School	5,241,000	592,000	5,833,000	172,000
	Sabang National High School	7,098,000	671,000	7,769,000	221,000
	Sampaloc National High School, Pitogo	4,620,000	465,000	5,085,000	
	Sampaloc National High School, Sampaloc	12,659,000	740,000	13,399,000	365,000
	San Francisco B National High School	8,947,000	801,000	9,748,000	321,000
	San Isidro Integrated School	8,481,000	764,000	9,245,000	217,000
	San Isidro National High School, Padre Burgos	7,458,000	603,000	8,061,000	171,000
	San Jose National High School	-	369,000	369,000	150,000
	San Nicolas Integrated School	-	206,000	206,000	
	San Pedro National High School	860,000	340,000	1,200,000	
	San Rafael National High School	6,258,000	568,000	6,826,000	
	San Roque Ilaya National High School	6,670,000	614,000	7,284,000	158,000
	San Roque National High School - Catanauan	12,414,000	999,000	13,413,000	298,000
	San Vicente Kanluran National High School	6,240,000	567,000	6,807,000	150,000
	Sanmandelcar National High School	7,129,000	635,000	7,764,000	212,000
	Sariaya National High School	4,057,000	691,000	4,748,000	
	Sergio Balane Integrated School	857,000	242,000	1,099,000	
	Severo Tejada Integrated School	866,000	331,000	1,197,000	
	Sta. Catalina National High School	428,000	410,000	838,000	150,000
	Sta. Cruz National High School, Guinayangan	4,520,000	474,000	4,994,000	150,000
	Sta. Lucia National High School (Dagatan National High School Annex - Sta. Lucia)	9,438,000	835,000	10,273,000	314,000
	Sto. Angel National High School, Calauag	4,902,000	521,000	5,423,000	150,000
	Sto. Niño Ilaya National High School	5,371,000	528,000	5,899,000	169,000
	Sto. Niño National High School	8,684,000	814,000	9,498,000	329,000
	Tabason National High School	7,637,000	671,000	8,308,000	150,000
	Tagabas Ibaba National High School	4,085,000	475,000	4,560,000	150,000
	Tagbacan National High School	11,111,000	764,000	11,875,000	150,000
	Talisay National High School	10,109,000	941,000	11,050,000	150,000
	Taluong National High School	5,743,000	650,000	6,393,000	150,000
	Tumbaga National High School	4,053,000	386,000	4,439,000	150,000
	Ungos National High School Extension	-	592,000	592,000	284,000

REGION / SDO / SECONDARY SCHOOLS		JUNIOR HIGH SCHOOL			SENIOR HS
		PS	MOOE	TOTAL	MOOE
	Veronica National High School, Lopez	4,125,000	510,000	4,635,000	150,000
	Villa Ibaba Integrated School	-	207,000	207,000	
	Villa Perez National High School (Gumaca)	4,775,000	529,000	5,304,000	150,000
	Villa San Isidro National High School	4,767,000	492,000	5,259,000	150,000
	White Cliff National High School	5,737,000	511,000	6,248,000	150,000
	Division of Rizal	319,667,000	32,990,000	352,657,000	28,480,000
	Division Office - Proper	5,774,000	-	5,774,000	-
	Aldea National High School	3,618,000	911,000	4,529,000	
	Baras - Pinugay National High School	45,078,000	2,475,000	47,553,000	1,080,000
	Baras Senior High School			-	950,000
	Baras-Pinugay Phase 2 National High School	7,284,000	1,444,000	8,728,000	
	Bugarin National High School	6,100,000	583,000	6,683,000	150,000
	Cainta Senior High School			-	3,942,000
	Cardona Senior High School			-	1,968,000
	Cayabu National High School	1,286,000	349,000	1,635,000	
	Daraetan National High School	8,924,000	819,000	9,743,000	265,000
	Dr. Vivencio B. Villamayor National High School (Angono National High School)	15,050,000	1,326,000	16,376,000	310,000
	Francisco P. Felix Memorial National High School - Jica Annex	-	2,891,000	2,891,000	
	Francisco P. Felix Memorial National High School - Karangalan Annex	-	1,260,000	1,260,000	
	Hulo National High School	6,488,000	622,000	7,110,000	150,000
	Kasiglahan Village Senior High School			-	2,411,000
	Laiban National High School	4,440,000	428,000	4,868,000	150,000
	Macabud National High School	9,600,000	890,000	10,490,000	
	Macaingalan High School	3,678,000	379,000	4,057,000	
	Mascap National High School	9,117,000	588,000	9,705,000	
	Mascap National High School - Puray Annex	-	474,000	474,000	
	Morong Integrated Science High School	-	206,000	206,000	
	Pag-asa National High School	21,335,000	1,604,000	22,939,000	
	Pintong Bukawe National High School	7,312,000	619,000	7,931,000	237,000
	Regional Pilot School for the Arts	6,798,000	617,000	7,415,000	150,000
	Rizal Sports Academy			-	308,000
	Sampaloc National High School - Cuyambay Annex	-	554,000	554,000	
	San Isidro Senior High School			-	1,618,000
	San Jose Litex Senior High School			-	4,294,000
	San Mateo National High School - Guinayang Annex	12,200,000	2,143,000	14,343,000	
	San Mateo Senior High School			-	3,053,000
	Southville 8B National High School	35,505,000	2,933,000	38,438,000	
	Southville 8B Senior High School			-	740,000
	Southville 8C National High School	31,363,000	2,481,000	33,844,000	
	Sta. Ines National High School	6,324,000	600,000	6,924,000	
	Sto. Niño National High School	13,900,000	674,000	14,574,000	333,000
	Talim Point National High School	9,211,000	799,000	10,010,000	320,000
	Tanay East National High School (Jesus S. Yujuico Memorial National High School)	10,001,000	890,000	10,891,000	150,000
	Tanay North National High School	6,802,000	648,000	7,450,000	
	Tanay Senior High School			-	1,264,000
	Tanay West National High School	11,480,000	1,093,000	12,573,000	497,000
	Taytay National High School - Simone Annex	12,240,000	948,000	13,188,000	
	Taytay Senior High School			-	3,935,000
	Tuna Balibago National High School	8,759,000	742,000	9,501,000	205,000
	Division of San Pablo City	43,598,000	3,644,000	47,242,000	7,159,000
	Division Office - Proper	765,000	-	765,000	-
	Atisan Integrated School	857,000	305,000	1,162,000	
	Crecencia Drucila Lopez Senior High School			-	3,572,000
	Dolores National High School	10,904,000	805,000	11,709,000	
	Felix Amante Senior High School			-	2,879,000
	Paaralang Pag-Ibig at Pag-Asa	5,242,000	414,000	5,656,000	
	San Isidro National High School	8,881,000	691,000	9,572,000	
	San Pablo City Science Integrated High School	10,068,000	806,000	10,874,000	708,000
	Sta. Filomena Integrated School	6,881,000	623,000	7,504,000	

REGION / SDO / SECONDARY SCHOOLS		JUNIOR HIGH SCHOOL			SENIOR HS
		PS	MOOE	TOTAL	MOOE
	Division of San Pedro City	4,169,000	6,458,000	10,627,000	2,193,000
	Division Office - Proper	86,000	-	86,000	
	Adelina I National High School - Sampaguita Annex	-	1,989,000	1,989,000	
	Cuyab Integrated National High School	-	946,000	946,000	150,000
	San Pedro Relocation Center High School - Landayan Annex	4,083,000	1,836,000	5,919,000	779,000
	Southville 3A National High School (Sampaguita Extension)	-	1,687,000	1,687,000	
	Stand Alone Senior High School No. 19 San Pedro			-	1,264,000
	Division of Sta. Rosa City	31,168,000	6,451,000	37,619,000	4,359,000
	Division Office - Proper	593,000	-	593,000	-
	Aplaya National High School-Annex 1 Apex School	-	3,463,000	3,463,000	
	Don Jose National High School	22,005,000	1,773,000	23,778,000	665,000
	Labas Senior High School Stand Alone			-	2,947,000
	Sinalhan Senior High School	8,570,000	1,215,000	9,785,000	747,000
	Division of Tanauan City	55,835,000	5,481,000	61,316,000	273,000
	Division Office - Proper	1,020,000	-	1,020,000	-
	Balele Integrated High School	8,330,000	943,000	9,273,000	273,000
	Banjo Laurel National High School	6,787,000	596,000	7,383,000	
	Dr. Alcantara National High School	5,274,000	571,000	5,845,000	
	Janopol Oriental National High School	8,775,000	975,000	9,750,000	
	Malaking Pulo National High School	7,766,000	662,000	8,428,000	
	Pres. Jose P. Laurel National High School (Sulpok)	8,405,000	795,000	9,200,000	
	Ulango Integrated School	3,951,000	430,000	4,381,000	
	Wawa National High School	5,527,000	509,000	6,036,000	
	Division of Tayabas City	20,094,000	2,414,000	22,508,000	2,135,000
	Division Office - Proper	340,000	-	340,000	-
	Buenaventura Alandy National High School	-	353,000	353,000	1,465,000
	Dapdap Integrated School	1,714,000	505,000	2,219,000	150,000
	Rosario Quesada Integrated National High School	5,710,000	531,000	6,241,000	150,000
	West Palale National High School	12,330,000	1,025,000	13,355,000	370,000
	Region IVB - MIMAROPA	2,044,151,000	211,268,000	2,255,419,000	54,826,000
	Division of Calapan City	46,926,000	3,430,000	50,356,000	942,000
	Division Office - Proper	767,000	-	767,000	-
	Bucayao National High School	11,166,000	827,000	11,993,000	172,000
	Ceriacio A. Abes Memorial National High School (Jose J. Leido Jr. Memorial NHS - Mahal na Pangalan Annex)	8,774,000	723,000	9,497,000	206,000
	Nag-iba National High School (Jose J. Leido, Jr. Memorial National High School - Nag-iba II Annex)	10,339,000	858,000	11,197,000	381,000
	Parang National High School (Jose J. Leido, Jr. Memorial National High School - Parang Annex)	15,880,000	1,022,000	16,902,000	183,000
	Division of Marinduque	228,159,000	21,248,000	249,407,000	6,229,000
	Division Office - Proper	3,991,000	-	3,991,000	-
	Alobo National High School	5,358,000	484,000	5,842,000	
	Argao National High School	6,698,000	568,000	7,266,000	150,000
	Bagtingon National High School	4,342,000	511,000	4,853,000	150,000
	Balanacan National High School	9,130,000	744,000	9,874,000	150,000
	Bonliw National High School	4,828,000	483,000	5,311,000	150,000
	Botilao National High School	3,692,000	381,000	4,073,000	150,000
	Buenavista National High School - Bagacay Annex	2,168,000	441,000	2,609,000	150,000
	Buenavista National High School - Daykitin Annex	3,139,000	450,000	3,589,000	
	Buenavista National High School - Lipata-Tungib Annex	1,740,000	373,000	2,113,000	150,000
	Buenavista National High School - Sihi Annex	2,204,000	395,000	2,599,000	
	Butansapa National High School	6,452,000	600,000	7,052,000	
	Cawit National Comprehensive High School	11,412,000	864,000	12,276,000	150,000
	Dolores National High School	5,543,000	556,000	6,099,000	150,000
	Hupi National High School	5,506,000	537,000	6,043,000	183,000
	Ilaya National High School	9,572,000	812,000	10,384,000	165,000
	Ipil National High School	6,476,000	575,000	7,051,000	150,000
	Kasily National High School	4,275,000	409,000	4,684,000	
	Kilo-Kilo National High School	5,962,000	591,000	6,553,000	150,000

REGION / SDO / SECONDARY SCHOOLS		JUNIOR HIGH SCHOOL			SENIOR HS
		PS	MOOE	TOTAL	MOOE
	Makapuyat National High School - Masaguisi Annex	1,753,000	368,000	2,121,000	150,000
	Malibago National High School	9,576,000	750,000	10,326,000	286,000
	Maniwaya National High School	3,771,000	404,000	4,175,000	150,000
	Maranlig National High School	6,267,000	526,000	6,793,000	242,000
	Matalaba National High School	8,325,000	661,000	8,986,000	409,000
	Matuyatuya National High School	13,261,000	893,000	14,154,000	356,000
	Mogpog National Comprehensive High School	10,723,000	965,000	11,688,000	400,000
	Mongpong National High School	4,345,000	425,000	4,770,000	150,000
	Paciano A. Sena Memorial High School (Tabionan National High School)	4,061,000	448,000	4,509,000	150,000
	Poctoy National High School	6,755,000	571,000	7,326,000	202,000
	Polo National High School	3,681,000	376,000	4,057,000	
	Punong National High School	3,457,000	420,000	3,877,000	150,000
	Puting Buhangin National High School	4,058,000	409,000	4,467,000	
	Sayao National High School	5,607,000	523,000	6,130,000	150,000
	Sibuyao National High School	5,860,000	676,000	6,536,000	164,000
	Tagum National High School	6,071,000	511,000	6,582,000	150,000
	Tambangan National High School	3,599,000	414,000	4,013,000	
	Tapuyan National High School	7,050,000	647,000	7,697,000	150,000
	Tiguion National High School	8,647,000	682,000	9,329,000	150,000
	Torrijos Senior High School			-	544,000
	Yook National High School	8,804,000	805,000	9,609,000	278,000
	Division of Occidental Mindoro	220,033,000	24,456,000	244,489,000	4,338,000
	Division Office - Proper	3,825,000	-	3,825,000	-
	Abra de Ilog National High School - Camurong Annex	1,896,000	461,000	2,357,000	
	Abra de Ilog National High School Extension (Biga Extension)	2,279,000	448,000	2,727,000	
	Aguas National High School	11,071,000	738,000	11,809,000	
	Ambulong Island Integrated School	8,078,000	551,000	8,629,000	
	Barahan National High School	10,686,000	787,000	11,473,000	270,000
	Barahan National High School - Sinagtala Annex	3,242,000	451,000	3,693,000	
	Bubog National High School	2,999,000	597,000	3,596,000	
	Burgos National High School	857,000	406,000	1,263,000	
	Cabacao National High School (Abra de Ilog - Cabacao National High School)	12,593,000	903,000	13,496,000	339,000
	Caminawit National High School	22,137,000	1,472,000	23,609,000	
	Concepcion National High School	9,420,000	690,000	10,110,000	289,000
	Iling National High School - Pawikan Annex	-	490,000	490,000	
	Iron National High School	9,178,000	688,000	9,866,000	150,000
	La Curva National High School	-	257,000	257,000	
	Looc National High School	7,951,000	643,000	8,594,000	218,000
	Lubang Vocational High School - Cabra Annex	857,000	318,000	1,175,000	
	Magsaysay National High School - Alibog Annex	1,873,000	450,000	2,323,000	
	Magsaysay National High School - Pumaga Annex	2,245,000	530,000	2,775,000	
	Magsikap National High School	12,884,000	899,000	13,783,000	
	Malisbong National High School	-	298,000	298,000	
	Malpalon National High School	5,707,000	479,000	6,186,000	
	Mangarin National High School	1,849,000	586,000	2,435,000	220,000
	Manoot National High School	8,197,000	865,000	9,062,000	372,000
	Mapaya National High School	4,928,000	788,000	5,716,000	444,000
	Paclolo National High School	2,571,000	445,000	3,016,000	
	Pambuhan Indigenous People Village High School	-	295,000	295,000	
	Paulino Legaspi, Sr. Memorial National High School	6,831,000	675,000	7,506,000	237,000
	Pinagturilan National High School	5,081,000	1,170,000	6,251,000	578,000
	Poypoy National High School	1,472,000	412,000	1,884,000	
	Prudencio L. Gadiano National High School	5,444,000	645,000	6,089,000	220,000
	Rizal Integrated School	1,286,000	390,000	1,676,000	
	Sablayan National High School - Claudio Salgado Annex	3,406,000	504,000	3,910,000	150,000
	Sablayan National High School - Sta. Lucia Annex	4,672,000	615,000	5,287,000	
	San Francisco National High School	1,714,000	411,000	2,125,000	
	San Vicente National High School - Yapang Annex	4,173,000	544,000	4,717,000	215,000
	Sta. Teresa National High School	9,826,000	708,000	10,534,000	265,000
	Tagumpay National High School	1,286,000	406,000	1,692,000	
	Tanyag National High School	9,711,000	743,000	10,454,000	221,000
	Tilik National High School	6,498,000	604,000	7,102,000	
	Victoria National High School	9,486,000	616,000	10,102,000	

REGION / SDO / SECONDARY SCHOOLS		JUNIOR HIGH SCHOOL			SENIOR HS
		PS	MOOE	TOTAL	MOOE
	Victoria National High School - Ilvita Annex	1,824,000	478,000	2,302,000	150,000
	Division of Oriental Mindoro	286,302,000	36,843,000	323,145,000	8,882,000
	Division Office - Proper	4,852,000	-	4,852,000	-
	Anastacio Dela Chica High School	4,492,000	837,000	5,329,000	254,000
	Anoling High School	2,403,000	384,000	2,787,000	
	Apitong National High School	8,340,000	738,000	9,078,000	266,000
	Apnagan High School	428,000	329,000	757,000	150,000
	Araceli B. Pantilanan - Bacawan High School	1,838,000	499,000	2,337,000	167,000
	Aurelio Arago Memorial National High School - Alcate Annex	3,335,000	585,000	3,920,000	
	Bacungan High School	1,348,000	304,000	1,652,000	
	Bagong Sikat High School	-	249,000	249,000	
	Bailan Katutubong Mangyan High School		310,000	310,000	
	Balatasan National High School	857,000	304,000	1,161,000	
	Baras National High School	857,000	299,000	1,156,000	
	Bayuin National High School	9,595,000	753,000	10,348,000	197,000
	Benli National High School	5,062,000	544,000	5,606,000	252,000
	Bethel High School	2,999,000	462,000	3,461,000	
	Bonbon High School	-	326,000	326,000	
	Bongabong Technical and Vocational High School	3,185,000	413,000	3,598,000	150,000
	Buli High School	1,286,000	404,000	1,690,000	199,000
	Buong Lupa Integrated School		366,000	366,000	
	Cabugao National High School	428,000	386,000	814,000	188,000
	Cacawan High School	6,614,000	657,000	7,271,000	150,000
	Carmundo National High School (Vicente B. Ylagan NHS - Carmundo Annex)	12,748,000	795,000	13,543,000	362,000
	Cawayan National High School	13,701,000	876,000	14,577,000	282,000
	Conrazon High School	4,532,000	506,000	5,038,000	150,000
	Don Pedro High School	428,000	741,000	1,169,000	230,000
	Dr. Aristeo Baldos, Sr. Papandayan High School	2,695,000	560,000	3,255,000	
	Ecological Public Secondary School	5,610,000	544,000	6,154,000	
	Elim Lisap Mangyan High School	2,142,000	420,000	2,562,000	
	Evangelista National High School	8,863,000	696,000	9,559,000	207,000
	Facundo C. Lopez - Palangan Integrated School	2,142,000	451,000	2,593,000	
	Felimon M. Salcedo, Sr. Memorial National High School	8,566,000	694,000	9,260,000	212,000
	Formon National High School	8,295,000	603,000	8,898,000	244,000
	Fortuna National High School	6,539,000	565,000	7,104,000	150,000
	Fortunato Perez High School	-	592,000	592,000	
	Francisco "Kiko" Manlises - Calingag High School	3,252,000	432,000	3,684,000	
	Gatol Mangyan High School	1,286,000	304,000	1,590,000	
	Gerardo Fanoga, Sr. - Pambisan Munti High School	1,961,000	345,000	2,306,000	
	Graciano Politico Dela Chica Mangyan School	-	309,000	309,000	
	Gregorio Manalo, Sr. Mangyan High School		306,000	306,000	
	Guillermo Raymundo - Calima High School	1,286,000	352,000	1,638,000	150,000
	Jose D. Udasco Mangangan I National High School	6,054,000	578,000	6,632,000	226,000
	Laguna National High School	2,541,000	567,000	3,108,000	
	Leandro Panganiban, Sr. - Tagumpay High School	-	408,000	408,000	193,000
	Lumangbayan National High School	-	368,000	368,000	
	Maasin High School	-	301,000	301,000	150,000
	Macatoc National High School (Aurelio Arago Memorial National High School -Macatoc)	14,246,000	970,000	15,216,000	699,000
	Malamig National High School	9,531,000	745,000	10,276,000	299,000
	Malo High School	2,142,000	376,000	2,518,000	
	Manual National High School	12,087,000	884,000	12,971,000	415,000
	Manuel Adriano Memorial National High School	7,028,000	554,000	7,582,000	150,000
	Masaguing High School	918,000	358,000	1,276,000	
	Matulatula High School	8,673,000	788,000	9,461,000	266,000
	Maujao National High School	13,128,000	849,000	13,977,000	375,000
	Milagrosa National High School	1,286,000	315,000	1,601,000	
	Morente National High School	17,662,000	919,000	18,581,000	592,000
	Morente National High School - Batangan Annex	-	344,000	344,000	
	Nasucob High School	-	273,000	273,000	
	Panluan Hagan Mangyan High School	1,286,000	372,000	1,658,000	
	Puerto Galera National High School - Dulangan Extension	-	547,000	547,000	
	Puerto Galera National High School - San Isidro Extension	-	664,000	664,000	294,000
	Ranzo National High School	6,689,000	432,000	7,121,000	

REGION / SDO / SECONDARY SCHOOLS		JUNIOR HIGH SCHOOL			SENIOR HS
		PS	MOOE	TOTAL	MOOE
	Rufino Asi National High School	3,897,000	383,000	4,280,000	150,000
	Sabang High School	2,274,000	478,000	2,752,000	172,000
	San Mariano National High School - San Vicente Annex	8,787,000	703,000	9,490,000	197,000
	San Roque National High School	21,394,000	1,267,000	22,661,000	744,000
	San Roque National High School - Bangkal Extension	-	411,000	411,000	
	San Vicente High School	-	305,000	305,000	
	Sinariri High School	-	272,000	272,000	
	Tacligan High School	1,286,000	333,000	1,619,000	
	Tigbao High School	-	254,000	254,000	
	Umabang Katutubong Mangyan High School		263,000	263,000	
	Victoria National High School	2,142,000	621,000	2,763,000	
	Villa Cerveza High School	1,286,000	394,000	1,680,000	
	Waring Katutubong Mangyan High School		307,000	307,000	
	Division of Palawan	945,224,000	93,741,000	1,038,965,000	24,292,000
	Division Office - Proper	16,907,000	-	16,907,000	-
	Abaroan National High School	10,626,000	730,000	11,356,000	
	Agutayan National High School	428,000	277,000	705,000	
	Alimaguan National High School	12,842,000	1,061,000	13,903,000	432,000
	Amando Carlos Lahoz National High School	1,298,000	474,000	1,772,000	
	Apurawan National High School	8,841,000	655,000	9,496,000	318,000
	Araceli Plainview National High School	1,305,000	338,000	1,643,000	
	Araceli Western Barangay High School	5,382,000	490,000	5,872,000	
	Bacao National High School	7,604,000	578,000	8,182,000	245,000
	Bagong Bayan Barangay High School	9,103,000	795,000	9,898,000	
	Bagong Sikat National High School	6,313,000	465,000	6,778,000	
	Bancalaan National High School	3,882,000	1,208,000	5,090,000	611,000
	Baratuan National High School	15,835,000	934,000	16,769,000	1,331,000
	Bato National High School	14,762,000	1,381,000	16,143,000	970,000
	Berong Barangay High School	6,709,000	672,000	7,381,000	220,000
	Bintuan High School	857,000	383,000	1,240,000	
	Bohol National High School	4,520,000	414,000	4,934,000	
	Borac National High School (Coron SOF - Borac Annex)	33,299,000	1,864,000	35,163,000	312,000
	Bubusawin National High School	866,000	352,000	1,218,000	
	Bucana National High School	9,455,000	772,000	10,227,000	
	Buenavista National High School	1,714,000	500,000	2,214,000	
	Bugsuk National High School	12,740,000	593,000	13,333,000	
	Bulalacao Integrated School	1,286,000	416,000	1,702,000	
	Bulawit National High School	3,500,000	420,000	3,920,000	150,000
	Buliluyan National High School	2,602,000	443,000	3,045,000	
	Bunog National High School	6,588,000	590,000	7,178,000	
	Burirao National High School	3,911,000	408,000	4,319,000	
	Busy Bees National High School	6,115,000	434,000	6,549,000	
	Cabigaan National High School	3,477,000	404,000	3,881,000	
	Cagayancillo National High School	12,128,000	896,000	13,024,000	413,000
	Calandagan National High School	7,298,000	583,000	7,881,000	199,000
	Calasaguen National High School	5,641,000	569,000	6,210,000	
	Calategas National High School	8,676,000	714,000	9,390,000	
	Calawag National High School	9,154,000	858,000	10,012,000	
	Calumpang National High School	866,000	375,000	1,241,000	
	Candawaga National High School	16,511,000	1,521,000	18,032,000	550,000
	Canimango National High School	3,023,000	454,000	3,477,000	
	Canipaan National High School	3,089,000	481,000	3,570,000	150,000
	Canique National High School	5,629,000	583,000	6,212,000	
	Caponayan National High School	2,180,000	423,000	2,603,000	150,000
	Caruray National High School	10,028,000	740,000	10,768,000	221,000
	Casian National High School	6,171,000	722,000	6,893,000	310,000
	Catagupan National High School	1,286,000	343,000	1,629,000	
	Catama Barangay High School	3,669,000	362,000	4,031,000	
	Central Taytay Senior High School			-	2,605,000
	Cheey National High School	4,758,000	496,000	5,254,000	157,000
	Concepcion National High School, Agutaya	20,145,000	1,311,000	21,456,000	658,000
	Concepcion National High School, Busuanga	-	635,000	635,000	393,000
	Culadanun National High School	4,082,000	476,000	4,558,000	
	Cuyo Barangay High School	12,082,000	974,000	13,056,000	1,312,000
	Danawan National High School	9,312,000	884,000	10,196,000	266,000

REGION / SDO / SECONDARY SCHOOLS		JUNIOR HIGH SCHOOL			SENIOR HS
		PS	MOOE	TOTAL	MOOE
	Decalachao National High School	1,298,000	557,000	1,855,000	270,000
	Diapila National High School	428,000	321,000	749,000	
	Doris E. Martinez National High School	14,102,000	1,105,000	15,207,000	488,000
	Dumagueña National High School	7,782,000	759,000	8,541,000	230,000
	Dumaran National High School	8,305,000	681,000	8,986,000	373,000
	Dumaran National High School (Mainland)	8,038,000	897,000	8,935,000	409,000
	Dumarao Barangay High School	5,960,000	498,000	6,458,000	
	Eliseo A. Lagrada Oblan National High School	4,003,000	447,000	4,450,000	
	Estrella Village National High School	1,360,000	402,000	1,762,000	
	F. Lagan, Sr. Memorial National High School (Caramay National High School)	6,513,000	596,000	7,109,000	
	Gaudencio Abordo Memorial National High School - Balaguen National High School	-	477,000	477,000	
	Gaudencio Abordo Memorial National High School - Bisucay National High School	-	433,000	433,000	
	Gaudencio Abordo Memorial National High School - Rizal National High School	-	450,000	450,000	
	Green Island National High School	-	377,000	377,000	
	Halsey National High School	1,714,000	552,000	2,266,000	
	Ilian National High School	923,000	429,000	1,352,000	
	Inil U. Taha National High School	4,185,000	595,000	4,780,000	228,000
	Ipilan National High School	10,769,000	907,000	11,676,000	466,000
	Iraan-Sagpangan National High School	5,745,000	509,000	6,254,000	
	Isaub National High School	7,775,000	851,000	8,626,000	451,000
	Isla Sombrero National High School	3,365,000	324,000	3,689,000	
	Isugod National High School	12,094,000	815,000	12,909,000	
	Jose Rizal Apoc-Apoc National High School	5,945,000	479,000	6,424,000	
	Labog National High School	-	441,000	441,000	
	Lapu-Lapu National High School	3,595,000	408,000	4,003,000	
	Liminangcong National High School	15,235,000	988,000	16,223,000	647,000
	Little Baguio - Maasin National High School	2,142,000	555,000	2,697,000	
	Lumber Camp National High School	857,000	445,000	1,302,000	
	Maasin National High School (Bernas National High School)	13,554,000	914,000	14,468,000	376,000
	Mabini National High School	-	343,000	343,000	
	Magbabadil National High School	9,548,000	596,000	10,144,000	
	Magsaysay National High School	5,617,000	642,000	6,259,000	
	Malaking Ilog National High School	860,000	349,000	1,209,000	
	Malampaya - San Jose National High School	-	383,000	383,000	
	Malatgao National High School, Narra	-	346,000	346,000	
	Malatgao National High School, Quezon	7,501,000	601,000	8,102,000	
	Malihud National High School	2,595,000	554,000	3,149,000	
	Malis National High School	4,827,000	520,000	5,347,000	
	Manamoc National High School	7,914,000	757,000	8,671,000	266,000
	Mangsee National High School	6,360,000	926,000	7,286,000	412,000
	Manlag National High School	1,714,000	456,000	2,170,000	
	Marcelo A. Bantug Memorial National High School	6,218,000	529,000	6,747,000	
	Mendoza National High School	4,989,000	504,000	5,493,000	
	Nangalao National High School	3,028,000	458,000	3,486,000	150,000
	New Busuanga National High School	12,202,000	632,000	12,834,000	241,000
	New Canipo National High School	5,901,000	636,000	6,537,000	287,000
	New Guinlo National High School	8,895,000	773,000	9,668,000	
	New Ibajay National High School	13,715,000	897,000	14,612,000	299,000
	Nicanor Zabala National High School	7,287,000	637,000	7,924,000	
	Ocam Ocam Integrated School	428,000	228,000	656,000	
	Pag-asa Integrated School		188,000	188,000	
	Paly National High School	2,168,000	451,000	2,619,000	
	Pamantolon National High School	2,608,000	490,000	3,098,000	
	Panalingaan National High School	2,608,000	662,000	3,270,000	207,000
	Pancoi Barangay High School	9,404,000	758,000	10,162,000	150,000
	Panitian National High School	16,734,000	1,059,000	17,793,000	479,000
	Panlaitan Barangay High School	5,790,000	584,000	6,374,000	181,000
	Pasadeña National High School	1,714,000	464,000	2,178,000	
	Pawa National High School	11,694,000	523,000	12,217,000	
	Peace And Development Community National High School	3,477,000	430,000	3,907,000	
	Pical National High School	857,000	313,000	1,170,000	
	Pinaglabanan National High School	5,690,000	621,000	6,311,000	

REGION / SDO / SECONDARY SCHOOLS		JUNIOR HIGH SCHOOL			SENIOR HS
		PS	MOOE	TOTAL	MOOE
	Port Barton National High School	10,777,000	973,000	11,750,000	402,000
	Punang National High School	3,101,000	477,000	3,578,000	
	Quezon Panitian National High School	12,543,000	866,000	13,409,000	378,000
	Quezon-Aramaywan National High School	10,541,000	881,000	11,422,000	291,000
	Quinlogan National High School	10,630,000	775,000	11,405,000	344,000
	Ramos National High School	-	405,000	405,000	
	Ransang National High School	7,628,000	623,000	8,251,000	
	Salang National High School	860,000	374,000	1,234,000	
	Samarifana National High School	3,461,000	588,000	4,049,000	
	San Carlos National High School	3,755,000	419,000	4,174,000	
	San Fernando National High School	6,703,000	674,000	7,377,000	
	San Jose (Roxas) National High School (Roxas National Comprehensive High School - San Jose Annex)	10,786,000	924,000	11,710,000	554,000
	San Miguel National High School	17,984,000	1,083,000	19,067,000	638,000
	San Nicolas National High School	890,000	454,000	1,344,000	
	Sandoval National High School, Narra	11,183,000	806,000	11,989,000	438,000
	Sandoval National High School, Taytay	9,485,000	635,000	10,120,000	394,000
	Sarong National High School	3,470,000	501,000	3,971,000	
	Sibaltan National High School	4,137,000	421,000	4,558,000	
	Sibaring National High School	3,047,000	349,000	3,396,000	150,000
	Silanga National High School	1,792,000	476,000	2,268,000	
	Southern Bataraza National High School	10,666,000	723,000	11,389,000	368,000
	Sowangan National High School	2,277,000	455,000	2,732,000	
	Speaker Ramon V. Mitra, Jr. National High School	11,115,000	849,000	11,964,000	
	Sta. Maria National High School	3,524,000	454,000	3,978,000	
	Sta. Monica High School	1,714,000	450,000	2,164,000	
	Suba National High School	9,673,000	728,000	10,401,000	
	Sumbiling National High School	8,814,000	949,000	9,763,000	444,000
	Tabon National High School	6,465,000	463,000	6,928,000	
	Taburi National High School	3,894,000	556,000	4,450,000	158,000
	Tagumpay Barangay High School	4,670,000	508,000	5,178,000	
	Tagusao National High School	10,250,000	785,000	11,035,000	362,000
	Tara High School	1,295,000	408,000	1,703,000	
	Tarusan National High School	19,592,000	1,294,000	20,886,000	452,000
	Teneguiban National High School (El Nido National High School - Teneguiban Extension)	5,442,000	622,000	6,064,000	
	Tinitian National High School	5,492,000	494,000	5,986,000	
	Tumarbong National High School	8,159,000	974,000	9,133,000	336,000
	Turda National High School	-	512,000	512,000	
	Villa Paz National High School	857,000	333,000	1,190,000	
	Vito Pechangco Memorial National High School	18,113,000	1,033,000	19,146,000	
	Wenceslao Villapa High School (Mainit NHS)	3,914,000	474,000	4,388,000	
	Division of Puerto Princesa City	136,307,000	14,413,000	150,720,000	7,988,000
	Division Office - Proper	2,298,000	-	2,298,000	-
	Babuyan National High School (Palawan National School - Babuyan Annex)	8,129,000	687,000	8,816,000	257,000
	Bacungan National High School	8,247,000	837,000	9,084,000	212,000
	Bahile National High School	8,375,000	744,000	9,119,000	301,000
	Buenavista High School	857,000	376,000	1,233,000	
	Cabayugan National High School	13,184,000	834,000	14,018,000	301,000
	Inagawan National High School	11,804,000	925,000	12,729,000	236,000
	Langogan National High School	9,988,000	874,000	10,862,000	521,000
	Luzviminda National High School	8,074,000	648,000	8,722,000	228,000
	Macarascas National High School	7,512,000	493,000	8,005,000	249,000
	Mandaragat - San Miguel Senior High School			-	1,404,000
	Matahimik-Bucana High School	860,000	409,000	1,269,000	
	Napsan National High School	8,346,000	689,000	9,035,000	375,000
	Puerto Princesa City National Science High School	10,132,000	743,000	10,875,000	481,000
	Puerto Princesa City Rural National High School	15,553,000	834,000	16,387,000	409,000
	San Rafael National High School	7,958,000	769,000	8,727,000	417,000
	Simpucan National High School (Napsan National High School - Simpucan Annex)	4,063,000	453,000	4,516,000	150,000
	Sta. Lourdes National High School	9,946,000	822,000	10,768,000	318,000
	Sta. Monica National High School	981,000	2,427,000	3,408,000	1,943,000
	Tagabinet High School	-	369,000	369,000	

REGION / SDO / SECONDARY SCHOOLS		JUNIOR HIGH SCHOOL			SENIOR HS
		PS	MOOE	TOTAL	MOOE
	Ubaldo L. Conde High School	-	480,000	480,000	186,000
	Division of Romblon	181,200,000	17,137,000	198,337,000	2,155,000
	Division Office - Proper	3,058,000	-	3,058,000	-
	Agripino Armedilla National High School	857,000	325,000	1,182,000	
	Agutay National High School	441,000	468,000	909,000	
	Alad National High School	4,866,000	478,000	5,344,000	
	Armin Rios - Marin National High School	1,714,000	347,000	2,061,000	
	Azagra National High School	8,816,000	664,000	9,480,000	
	Buenavista National High School	-	405,000	405,000	
	Cabolutan National High School - Carmen Extension	6,944,000	565,000	7,509,000	460,000
	Cabolutan National High School (RCFF - San Agustin)	7,872,000	547,000	8,419,000	
	Cajidiocan National High School - Lumbang Este Extension	6,230,000	708,000	6,938,000	298,000
	Cambalo National High School (RCFF - Sibuyan)	7,955,000	636,000	8,591,000	436,000
	Concepcion National High School Annex (Bakhawan)	-	275,000	275,000	
	Danao National High School	12,227,000	992,000	13,219,000	
	Eduardo M. Moreno National High School (Bachawan National High School - Binonga Annex)	9,236,000	662,000	9,898,000	
	Ferrol National High School (RCFF - Ferrol)	11,402,000	827,000	12,229,000	362,000
	Gabawan National High School	1,286,000	259,000	1,545,000	
	Guinbirayan National High School	13,326,000	897,000	14,223,000	
	Limon Norte National High School	2,142,000	562,000	2,704,000	
	Mauricio F. Fabito National High School	4,313,000	468,000	4,781,000	
	Melodias Imperial, Sr. National High School	1,286,000	318,000	1,604,000	
	Pascual Catajay Linao National High School	4,586,000	418,000	5,004,000	
	Pinamihagan National High School	1,714,000	484,000	2,198,000	
	Romblon National High School - Mayha Extension	10,457,000	700,000	11,157,000	
	San Agustin National Trade School	9,274,000	715,000	9,989,000	
	San Andres Cultural High School	857,000	299,000	1,156,000	
	Sta. Maria National High School (RCFF - Sta. Maria)	11,175,000	916,000	12,091,000	449,000
	Sto. Niño National High School	3,246,000	406,000	3,652,000	
	Tanagan National High School (RCFF - Tanagan)	10,304,000	813,000	11,117,000	
	Tranquilino Cawaling, Sr. National High School	6,633,000	510,000	7,143,000	
	Tugdan National High School	12,188,000	694,000	12,882,000	150,000
	Tungonan National High School	6,795,000	454,000	7,249,000	
	Victorio Sixon - Balogo National High School		325,000	325,000	
	Region V - Bicol	3,878,039,000	352,091,000	4,230,130,000	124,340,000
	Division of Albay	434,027,000	35,847,000	469,874,000	11,908,000
	Division Office - Proper	7,567,000	-	7,567,000	-
	Alabangpuro High School	6,831,000	630,000	7,461,000	209,000
	Alimsog Integrated School	3,606,000	390,000	3,996,000	150,000
	Anislag National High School - San Vicente Grande	-	553,000	553,000	268,000
	Bañadero High School	6,832,000	561,000	7,393,000	150,000
	Bascaran High School	3,771,000	714,000	4,485,000	218,000
	Batan National High School	7,224,000	608,000	7,832,000	277,000
	Batbat High School	5,056,000	467,000	5,523,000	150,000
	Bical National High School	6,995,000	592,000	7,587,000	183,000
	Bilbao High School	6,287,000	623,000	6,910,000	226,000
	Bogtong National High School	4,894,000	499,000	5,393,000	170,000
	Bonbon High School	16,422,000	1,154,000	17,576,000	323,000
	Caguiba National High School	7,149,000	644,000	7,793,000	195,000
	Cawayan High School, Manito	8,684,000	639,000	9,323,000	211,000
	Cawayan National High School, Bacacay	14,367,000	1,046,000	15,413,000	457,000
	Estancia National High School	7,231,000	636,000	7,867,000	199,000
	Itaran National High School - Maysua Extension	4,585,000	694,000	5,279,000	318,000
	Joroan High School	13,859,000	1,046,000	14,905,000	400,000
	La Medalla High School	1,289,000	367,000	1,656,000	
	La Medalla National High School	4,703,000	428,000	5,131,000	150,000
	Labnig National High School	10,938,000	849,000	11,787,000	237,000
	Lacag National High School	10,892,000	743,000	11,635,000	150,000
	Lanigay High School	12,244,000	860,000	13,104,000	257,000
	Macabugos High School	7,937,000	690,000	8,627,000	221,000
	Magpanambo National High School	6,053,000	544,000	6,597,000	150,000

REGION / SDO / SECONDARY SCHOOLS		JUNIOR HIGH SCHOOL			SENIOR HS
		PS	MOOE	TOTAL	MOOE
	Malabiga High School	3,159,000	381,000	3,540,000	150,000
	Malapay High School	9,026,000	650,000	9,676,000	225,000
	Malidong High School	16,294,000	1,072,000	17,366,000	468,000
	Mamlad High School	4,037,000	439,000	4,476,000	150,000
	Mancao High School	9,373,000	758,000	10,131,000	298,000
	Manuel Andaya Bustamante High School	4,408,000	579,000	4,987,000	286,000
	Marigondon High School	9,879,000	746,000	10,625,000	260,000
	Matacon National High School	13,024,000	1,005,000	14,029,000	260,000
	Matara High School	5,613,000	482,000	6,095,000	150,000
	Nagotgot High School	8,981,000	749,000	9,730,000	270,000
	Panoypoy High School	7,538,000	625,000	8,163,000	175,000
	Paraian National High School	9,550,000	675,000	10,225,000	199,000
	Rawis High School	10,030,000	765,000	10,795,000	221,000
	Sabino Rebagay Memorial High School	6,474,000	591,000	7,065,000	218,000
	San Agustin Integrated High School	16,482,000	1,032,000	17,514,000	325,000
	San Fernando National High School	10,138,000	818,000	10,956,000	236,000
	San Francisco National High School	8,775,000	604,000	9,379,000	150,000
	San Isidro National High School, Jovellar	7,186,000	491,000	7,677,000	150,000
	San Isidro National High School, Malilipot	10,631,000	841,000	11,472,000	250,000
	San Jose National High School, Libon	9,274,000	786,000	10,060,000	284,000
	San Juan High School	13,596,000	1,078,000	14,674,000	339,000
	San Miguel High School	7,597,000	675,000	8,272,000	265,000
	San Pablo High School	8,514,000	689,000	9,203,000	231,000
	San Pascual High School	6,133,000	498,000	6,631,000	195,000
	San Ramon High School	4,487,000	404,000	4,891,000	150,000
	San Vicente National High School	10,790,000	789,000	11,579,000	284,000
	Sogod National High School	7,276,000	553,000	7,829,000	150,000
	Tinopan High School	5,715,000	520,000	6,235,000	150,000
	Tobog High School	4,631,000	575,000	5,206,000	150,000
	Division of Camarines Norte	227,150,000	23,518,000	250,668,000	6,342,000
	Division Office - Proper	3,821,000	-	3,821,000	-
	Anameam High School	-	239,000	239,000	
	Aniceta De Lara Pimentel High School	1,714,000	427,000	2,141,000	
	Baay High School	-	300,000	300,000	
	Bagong Silang II High School	6,765,000	590,000	7,355,000	207,000
	Bulala High School	7,143,000	668,000	7,811,000	150,000
	Calabaca Integrated School	857,000	272,000	1,129,000	
	Calabasa Integrated School	1,286,000	421,000	1,707,000	
	Camarines Norte Senior High School			-	861,000
	Caringo High School (San Roque NHS Annex)	-	420,000	420,000	150,000
	Colasi Integrated School	1,286,000	408,000	1,694,000	
	Dominador Narido High School	8,372,000	786,000	9,158,000	150,000
	Dumagmang Integrated School	7,740,000	612,000	8,352,000	150,000
	E.P. Borja High School	9,174,000	781,000	9,955,000	150,000
	Eugenia Morana - Quintela Memorial High School	9,284,000	845,000	10,129,000	284,000
	Fabrica High School	6,960,000	569,000	7,529,000	152,000
	Gawad Kalinga High School	6,195,000	576,000	6,771,000	150,000
	Gonzales-Azcutia High School	8,196,000	725,000	8,921,000	150,000
	Gumaus National High School	8,200,000	730,000	8,930,000	165,000
	Kabatuhan Integrated School	428,000	331,000	759,000	
	Lalawigan National High School	7,856,000	681,000	8,537,000	210,000
	Lazaro Cabezudo High School	3,815,000	404,000	4,219,000	150,000
	Magsaysay National High School	6,484,000	588,000	7,072,000	178,000
	Malaya Integrated School	857,000	302,000	1,159,000	
	Matango National High School	6,949,000	623,000	7,572,000	172,000
	Maulawin National High School	8,274,000	680,000	8,954,000	200,000
	Maximo Manarang High School	-	429,000	429,000	150,000
	Pag-asa High School, Labo	3,663,000	370,000	4,033,000	150,000
	Pagsangahan Integrated School	1,714,000	319,000	2,033,000	
	Palali Integrated School	428,000	318,000	746,000	
	Pambuhan National High School	14,910,000	982,000	15,892,000	282,000
	Porfirio R. Ponayo High School	7,676,000	700,000	8,376,000	150,000
	Sabang National High School, Vinzons	10,640,000	938,000	11,578,000	289,000
	San Antonio High School	1,714,000	319,000	2,033,000	
	San Francisco National High School	11,641,000	901,000	12,542,000	278,000

REGION / SDO / SECONDARY SCHOOLS		JUNIOR HIGH SCHOOL			SENIOR HS
		PS	MOOE	TOTAL	MOOE
	San Isidro High School	5,425,000	569,000	5,994,000	150,000
	San Pedro - Domingo Llarena High School	8,398,000	624,000	9,022,000	199,000
	Sarah Jane Ferrer High School	10,068,000	890,000	10,958,000	315,000
	Sta. Cruz National High School	8,273,000	733,000	9,006,000	226,000
	Sta. Elena Integrated School	1,714,000	865,000	2,579,000	151,000
	Tuaca High School	11,332,000	831,000	12,163,000	150,000
	Victoria Tuacar High School	7,898,000	752,000	8,650,000	223,000
	Division of Camarines Sur	1,208,243,000	111,211,000	1,319,454,000	39,677,000
	Division Office - Proper	20,649,000	-	20,649,000	-
	Adiangao High School	1,103,000	437,000	1,540,000	
	Agay-ayan National High School	5,606,000	569,000	6,175,000	180,000
	Anib National High School	10,472,000	751,000	11,223,000	302,000
	Antipolo Heights Integrated School	-	507,000	507,000	150,000
	Antipolo National High School, Tinambac	9,803,000	769,000	10,572,000	266,000
	Apad Provincial High School	10,713,000	923,000	11,636,000	465,000
	Bagacay High School	10,611,000	1,009,000	11,620,000	316,000
	Bagadion High School	-	268,000	268,000	150,000
	Bagolatao National High School	3,449,000	367,000	3,816,000	168,000
	Bahao National High School	11,693,000	918,000	12,611,000	396,000
	Bahi National High School	8,961,000	743,000	9,704,000	283,000
	Balaogan National High School	12,215,000	906,000	13,121,000	349,000
	Balaton National High School	8,234,000	648,000	8,882,000	273,000
	Banga National High School	4,224,000	379,000	4,603,000	150,000
	Bantugan National High School	4,249,000	390,000	4,639,000	150,000
	Bikol High School for Arts and Culture	428,000	323,000	751,000	
	Binagasbasan National High School	9,306,000	484,000	9,790,000	160,000
	Binagasbasan National High School - Denrica NHS	-	466,000	466,000	151,000
	Binobong High School	8,308,000	685,000	8,993,000	299,000
	Bitagan National High School	5,778,000	519,000	6,297,000	165,000
	Bolo Norte High School	14,879,000	971,000	15,850,000	356,000
	Buenavista National High School	7,334,000	676,000	8,010,000	248,000
	Buhi High School	4,733,000	921,000	5,654,000	
	Buhi SPED Integrated School	3,897,000	371,000	4,268,000	150,000
	Bula National High School - Caorasan NHS Annex (Bula)	-	442,000	442,000	158,000
	Burabod National High School	9,620,000	812,000	10,432,000	160,000
	Cabotonan High School	4,926,000	600,000	5,526,000	186,000
	Cagbibí National High School	3,705,000	447,000	4,152,000	150,000
	Calabnigan Green Meadows High School	-	362,000	362,000	150,000
	Camarines Sur National Agro-Industrial High School	-	209,000	209,000	
	Camarines Sur Sports Academy	4,213,000	352,000	4,565,000	150,000
	Canayonan National High School	4,351,000	614,000	4,965,000	196,000
	Caranday National High School	7,374,000	631,000	8,005,000	230,000
	Carmel National High School	10,596,000	861,000	11,457,000	216,000
	Casay Provincial High School	13,037,000	1,074,000	14,111,000	414,000
	Casugad National High School	9,250,000	667,000	9,917,000	239,000
	Catalotoan National High School	6,935,000	554,000	7,489,000	150,000
	Coguit Provincial High School	13,393,000	1,084,000	14,477,000	376,000
	Computer Science High School of Bicolandia	6,085,000	630,000	6,715,000	
	Cristobal D. Aquino Memorial High School	2,043,000	542,000	2,585,000	218,000
	Curry National High School	10,654,000	783,000	11,437,000	224,000
	Dahat National Vocational High School	19,423,000	1,200,000	20,623,000	528,000
	Dalipay High School	1,532,000	469,000	2,001,000	159,000
	Dalupaon National High School	15,330,000	803,000	16,133,000	326,000
	Del Rosario National High School	6,852,000	554,000	7,406,000	171,000
	Divine Shepherd High School	-	351,000	351,000	
	Don Mariano C. San Juan High School	4,125,000	453,000	4,578,000	150,000
	Don Teofilo H. Dilanco Memorial High School	13,545,000	1,042,000	14,587,000	439,000
	Dofia Basilia S. Quilon Memorial High School	9,687,000	810,000	10,497,000	294,000
	Doroteo Federis, Sr. National High School	7,098,000	560,000	7,658,000	201,000
	Dr. Lorenzo P. Ziga Memorial High School	9,111,000	709,000	9,820,000	327,000
	Dr. Nelson Mejia National High School	6,418,000	600,000	7,018,000	150,000
	Eduardo T. Agomaa National High School	7,259,000	644,000	7,903,000	194,000
	Eusebia Paz Arroyo Memorial National High School	14,138,000	1,079,000	15,217,000	412,000
	Fabrica High School	12,916,000	759,000	13,675,000	225,000
	Federico P. Condat National High School, Presentacion	11,839,000	791,000	12,630,000	385,000

REGION / SDO / SECONDARY SCHOOLS		JUNIOR HIGH SCHOOL			SENIOR HS
		PS	MOOE	TOTAL	MOOE
	Felipe P. Pantan High School	9,822,000	811,000	10,633,000	289,000
	Gibgos National High School	6,605,000	607,000	7,212,000	250,000
	Goa Science High School	1,723,000	420,000	2,143,000	268,000
	Gov. Mariano E. Villafuerte High School, Pili	6,602,000	901,000	7,503,000	482,000
	Gregorio O. Bercasio Memorial High School	10,177,000	715,000	10,892,000	369,000
	Guijalo National High School	10,130,000	801,000	10,931,000	307,000
	Haluban National High School	7,331,000	561,000	7,892,000	180,000
	Harrison Integrated School	-	501,000	501,000	150,000
	Himanag National High School	11,842,000	757,000	12,599,000	312,000
	Huyonhuyon High School	9,049,000	893,000	9,942,000	355,000
	Iraya High School	428,000	508,000	936,000	
	Jaime Macatangay, Sr. National High School	13,318,000	1,103,000	14,421,000	519,000
	Jose de Villa National High School	20,830,000	1,370,000	22,200,000	558,000
	Juan L. Filipino Memorial High School	15,275,000	1,133,000	16,408,000	436,000
	La Salvacion National High School	17,643,000	1,044,000	18,687,000	569,000
	La Victoria High School (Fabrica NHS Annex)	1,714,000	568,000	2,282,000	202,000
	Laganac High School	7,201,000	572,000	7,773,000	170,000
	Leon A. Ablaza High School	-	274,000	274,000	
	Lidong High School	3,631,000	435,000	4,066,000	150,000
	Lip-ac Integrated School (Sitio Catagbacan)	1,286,000	262,000	1,548,000	
	Lourdes Provincial High School	5,947,000	547,000	6,494,000	150,000
	Lubigan Sr. High School	-	501,000	501,000	
	Lupi National High School	13,640,000	955,000	14,595,000	464,000
	Lupi-Iligan National High School	8,886,000	704,000	9,590,000	390,000
	Maangas High School - Buenavista Annex (Maangas)	3,866,000	454,000	4,320,000	240,000
	Mabca National High School	-	222,000	222,000	
	Magsaysay National High School	7,065,000	634,000	7,699,000	159,000
	Malansad National High School	6,443,000	601,000	7,044,000	231,000
	Malate-Olos High School	2,571,000	459,000	3,030,000	
	Mambayawas High School	3,809,000	525,000	4,334,000	150,000
	Mambulo Nuevo High School	17,828,000	1,192,000	19,020,000	545,000
	Manangle High School	6,890,000	658,000	7,548,000	150,000
	Mangayawan National High School	6,701,000	553,000	7,254,000	150,000
	Mansalaya National High School	8,787,000	719,000	9,506,000	263,000
	Mantalisay National High School	7,949,000	620,000	8,569,000	155,000
	Marangi High School	428,000	415,000	843,000	150,000
	Masoli National High School	8,623,000	764,000	9,387,000	334,000
	Medroso Mendoza High School	12,675,000	852,000	13,527,000	301,000
	New Partido High School	1,714,000	520,000	2,234,000	254,000
	Nonito Paz Arroyo Memorial National High School	9,055,000	670,000	9,725,000	162,000
	Northern Canaman High School	5,118,000	507,000	5,625,000	169,000
	Northern Plain High School	6,213,000	573,000	6,786,000	150,000
	Ombao National High School	6,656,000	520,000	7,176,000	184,000
	Oring National High School	9,342,000	797,000	10,139,000	247,000
	Pablo Lim Olivan National High School	16,996,000	1,186,000	18,182,000	819,000
	Pag-Oring Nuevo National High School	4,465,000	475,000	4,940,000	165,000
	Palangon High School	4,348,000	473,000	4,821,000	150,000
	Palo Integrated School	1,532,000	359,000	1,891,000	
	Pambuhan National High School	13,393,000	1,006,000	14,399,000	479,000
	Panagan High School	11,346,000	756,000	12,102,000	320,000
	Pararao National High School	13,547,000	1,046,000	14,593,000	413,000
	Payak High School	4,844,000	622,000	5,466,000	326,000
	Payatan National High School	8,541,000	685,000	9,226,000	207,000
	Pinamasagan National High School	8,294,000	743,000	9,037,000	337,000
	Ponong Integrated School	4,082,000	457,000	4,539,000	150,000
	Presentacion National High School	14,662,000	1,072,000	15,734,000	467,000
	Pulang Daga National High School	5,527,000	493,000	6,020,000	151,000
	R.T. Subastil Memorial High School	5,597,000	510,000	6,107,000	150,000
	Rabano High School	857,000	347,000	1,204,000	
	Ragay Science and Mathematics Oriented High School	4,087,000	490,000	4,577,000	249,000
	Rangas Ramos National High School (San Jose Fishery)	8,265,000	687,000	8,952,000	269,000
	Rolando R. Andaya, Sr. Memorial High School	10,700,000	965,000	11,665,000	489,000
	Sabang High School, Calabanga	13,967,000	1,175,000	15,142,000	409,000
	Sacred Heart High School	9,823,000	913,000	10,736,000	357,000
	Sagrada National High School - Tinambac	8,842,000	591,000	9,433,000	255,000
	Sagrada Provincial High School	12,888,000	979,000	13,867,000	302,000

REGION / SDO / SECONDARY SCHOOLS		JUNIOR HIGH SCHOOL			SENIOR HS
		PS	MOOE	TOTAL	MOOE
	Sagurong High School, Sagurong	1,766,000	459,000	2,225,000	194,000
	Salogon High School	8,403,000	665,000	9,068,000	232,000
	Salvacion High School (Sagnay Southeastern)	4,916,000	642,000	5,558,000	282,000
	Salvacion High School, Buhi	-	290,000	290,000	
	Salvacion High School, Sipocot	-	468,000	468,000	150,000
	San Antonio High School	-	278,000	278,000	
	San Antonio National High School	12,820,000	961,000	13,781,000	322,000
	San Jose Alanao High School	5,669,000	583,000	6,252,000	177,000
	San Jose Integrated School	428,000	320,000	748,000	
	San Pablo Integrated School	2,590,000	402,000	2,992,000	150,000
	San Rafael National High School - Cabalinadan Annex High School	873,000	483,000	1,356,000	202,000
	San Ramon National High School - Bula	8,728,000	801,000	9,529,000	283,000
	San Ramon Provincial High School	5,990,000	537,000	6,527,000	150,000
	San Roque High School, Bato	9,947,000	848,000	10,795,000	470,000
	San Sebastian Fisheries High School	428,000	239,000	667,000	
	San Vicente High School, Sipocot	5,144,000	445,000	5,589,000	150,000
	San Vicente National High School - Pamplona	11,448,000	875,000	12,323,000	260,000
	Severo High School	674,000	774,000	1,448,000	150,000
	Sibaguan Agro-Industrial High School	12,887,000	865,000	13,752,000	261,000
	Siembre High School	5,170,000	534,000	5,704,000	163,000
	Sinuknipan National High School	14,480,000	1,080,000	15,560,000	493,000
	Siruma High School (Fundado High School Annex)	1,103,000	339,000	1,442,000	150,000
	Sisa Feliciano Memorial High School	11,027,000	907,000	11,934,000	363,000
	Sto. Nino Integrated School	1,532,000	396,000	1,928,000	
	Sumaoy Integrated School	246,000	446,000	692,000	150,000
	Tabgon High School	10,018,000	838,000	10,856,000	347,000
	Tabgon National High School	11,284,000	877,000	12,161,000	465,000
	Tambo National High School	17,561,000	1,243,000	18,804,000	781,000
	Tandoc National High School	11,502,000	876,000	12,378,000	394,000
	Tapayas National High School	10,554,000	894,000	11,448,000	340,000
	Tawog National High School - Eastern Coast NHS (Tawog)	-	600,000	600,000	236,000
	Tawog National High School - Northern Peninsula	246,000	559,000	805,000	155,000
	Tierra Nevada National High School	7,040,000	629,000	7,669,000	229,000
	Tinalmud National High School, Pasacao	2,817,000	626,000	3,443,000	387,000
	Tinawagan National High School	11,172,000	962,000	12,134,000	321,000
	Tinorongan National High School	2,989,000	554,000	3,543,000	276,000
	Toytoy Integrated School	246,000	365,000	611,000	150,000
	V. Bagasina Memorial High School	23,069,000	1,648,000	24,717,000	170,000
	Victor Bernal Provincial High School	10,000,000	805,000	10,805,000	227,000
	Villafuerte - Peña High School	5,157,000	572,000	5,729,000	173,000
	Villamayor National High School	13,280,000	897,000	14,177,000	334,000
	Visita De Salog High School	6,390,000	582,000	6,972,000	181,000
	Vito National High School	8,528,000	736,000	9,264,000	276,000
	West Coast National High School (West Coast High School)	6,605,000	595,000	7,200,000	150,000
	Division of Catanduanes	235,722,000	19,807,000	255,529,000	7,079,000
	Division Office - Proper	3,833,000	-	3,833,000	-
	Agban National High School	6,067,000	553,000	6,620,000	224,000
	Antipolo National High School	8,156,000	616,000	8,772,000	253,000
	Bote Integrated School	6,412,000	529,000	6,941,000	150,000
	Bugao National High School	6,786,000	568,000	7,354,000	150,000
	Buyo Integrated School	12,761,000	922,000	13,683,000	442,000
	Cabcab National High School	10,428,000	799,000	11,227,000	311,000
	Cabugao Integrated School	11,699,000	884,000	12,583,000	401,000
	Cobo Integrated School	6,272,000	568,000	6,840,000	150,000
	Codon National High School	6,955,000	552,000	7,507,000	150,000
	Dariao National High School	5,988,000	537,000	6,525,000	153,000
	Dororian National High School	3,960,000	351,000	4,311,000	150,000
	Hawan National High School	7,973,000	611,000	8,584,000	150,000
	Lictin Integrated School	5,124,000	556,000	5,680,000	150,000
	Magnesia National High School	7,149,000	536,000	7,685,000	150,000
	Manambrag National High School	9,727,000	837,000	10,564,000	279,000
	Mayngaway National High School	11,818,000	876,000	12,694,000	385,000
	Milaviga Integrated School	4,981,000	464,000	5,445,000	150,000
	Pagsangahan Integrated School	-	231,000	231,000	

REGION / SDO / SECONDARY SCHOOLS		JUNIOR HIGH SCHOOL			SENIOR HS
		PS	MOOE	TOTAL	MOOE
	Palta National High School	10,269,000	758,000	11,027,000	229,000
	Palumbanes Integrated School	-	392,000	392,000	150,000
	Panganiban National High School	16,728,000	599,000	17,327,000	210,000
	Panganiban National High School, Caic Compound (Panganiban)	-	896,000	896,000	430,000
	San Jose National High School	13,414,000	1,002,000	14,416,000	406,000
	San Miguel Rural Development High School (Mabato High School Annex)	518,000	593,000	1,111,000	192,000
	San Vicente National High School	6,560,000	547,000	7,107,000	150,000
	Sicmil Integrated School	3,872,000	428,000	4,300,000	150,000
	Tabugoc National High School	13,747,000	1,006,000	14,753,000	348,000
	Tambongon National High School	9,754,000	805,000	10,559,000	311,000
	Tinago National High School	7,302,000	538,000	7,840,000	157,000
	Tubli National High School	17,469,000	1,253,000	18,722,000	548,000
	Division of Iriga City	49,094,000	4,688,000	53,782,000	2,823,000
	Division Office - Proper	769,000	-	769,000	-
	Cristo Rey Integrated School	7,532,000	644,000	8,176,000	189,000
	Iriga City Division Integrated Special School (SPED)	-	373,000	373,000	
	Rinconada National Technical Vocational School - San Francisco High School Annex	-	440,000	440,000	
	San Agustin (Stand Alone) Senior High School			-	1,652,000
	San Juan Integrated School	428,000	227,000	655,000	
	San Pedro National High School	6,785,000	583,000	7,368,000	180,000
	Santiago Integrated School	8,697,000	695,000	9,392,000	227,000
	Sta. Maria High School	9,915,000	753,000	10,668,000	243,000
	Sto. Niño National High School	14,968,000	973,000	15,941,000	332,000
	Division of Legazpi City	76,611,000	6,458,000	83,069,000	1,865,000
	Division Office - Proper	1,359,000	-	1,359,000	-
	Arimbay High School	13,610,000	1,179,000	14,789,000	330,000
	Cagbagong High School	5,052,000	579,000	5,631,000	168,000
	Gogon High School	19,116,000	1,420,000	20,536,000	452,000
	Maslog High School	6,847,000	700,000	7,547,000	150,000
	Pawa High School	11,128,000	827,000	11,955,000	190,000
	Special Education Center	-	282,000	282,000	
	Taysan Resettlement Integrated School	19,499,000	1,471,000	20,970,000	575,000
	Division of Ligao City	77,511,000	7,228,000	84,739,000	2,981,000
	Division Office - Proper	1,360,000	-	1,360,000	-
	Amtic National High School	11,910,000	861,000	12,771,000	240,000
	Bacong High School	15,112,000	1,192,000	16,304,000	642,000
	Barayong High School	12,296,000	890,000	13,186,000	308,000
	Cabarian National High School	11,771,000	920,000	12,691,000	382,000
	Ligao City National Technical-Vocational High School	5,617,000	1,175,000	6,792,000	648,000
	Maonon High School	-	543,000	543,000	150,000
	Oma-Oma National High School	8,306,000	738,000	9,044,000	290,000
	Palapas National High School	11,139,000	909,000	12,048,000	321,000
	Division of Masbate	898,478,000	83,455,000	981,933,000	30,231,000
	Division Office - Proper	15,380,000	-	15,380,000	-
	Alimango National High School	9,054,000	706,000	9,760,000	258,000
	Allanaraiz-Marfil High School	14,493,000	1,106,000	15,599,000	519,000
	Amado E. Lazaro High School	-	553,000	553,000	276,000
	Amador-Bello High School	-	714,000	714,000	246,000
	Amotag National High School	-	507,000	507,000	195,000
	Aroroy Stand Alone Senior High School			-	289,000
	Arriesgado-Sevillano High School	9,124,000	759,000	9,883,000	300,000
	Balete High School	1,286,000	298,000	1,584,000	
	Bangalisan Barangay High School	8,874,000	675,000	9,549,000	250,000
	Bara National High School	13,817,000	864,000	14,681,000	288,000
	Bartolabac Integrated School	857,000	244,000	1,101,000	
	Bricio Aninang, Sr. Memorial High School (Panguiranan National High School)	14,480,000	1,083,000	15,563,000	327,000
	Buenasuerte Integrated School	3,873,000	992,000	4,865,000	375,000

REGION / SDO / SECONDARY SCHOOLS		JUNIOR HIGH SCHOOL			SENIOR HS
		PS	MOOE	TOTAL	MOOE
	Buenavista Integrated School	428,000	561,000	989,000	216,000
	Bugtong Barangay High School	6,400,000	575,000	6,975,000	158,000
	Buracan National High School	11,898,000	911,000	12,809,000	329,000
	Burgos National High School	7,990,000	673,000	8,663,000	218,000
	Buri National High School	7,695,000	634,000	8,329,000	212,000
	Busing Integrated School	857,000	346,000	1,203,000	
	Buyo National High School	6,675,000	581,000	7,256,000	150,000
	Cabangcalan High School	-	375,000	375,000	150,000
	Cabas-an High School	-	207,000	207,000	
	Cabitan High School	19,535,000	1,483,000	21,018,000	691,000
	Cadulawan National High School	9,603,000	684,000	10,287,000	222,000
	Casamongan Integrated School	857,000	364,000	1,221,000	150,000
	Casinillo-Monteroyo High School	1,286,000	330,000	1,616,000	
	Cawayan National High School	8,571,000	559,000	9,130,000	184,000
	Centro Integrated School	1,286,000	308,000	1,594,000	
	Cogon High School	12,846,000	933,000	13,779,000	433,000
	Conrada Tero Kho Memorial High School	10,776,000	695,000	11,471,000	243,000
	Costa Rica Integrated School	8,876,000	623,000	9,499,000	156,000
	Cristeta Bagano Memorial High School	677,000	1,055,000	1,732,000	649,000
	Dacu Integrated School	-	216,000	216,000	
	Dalipe High School	8,179,000	671,000	8,850,000	242,000
	Damaso R. Rubia Memorial High School	9,550,000	735,000	10,285,000	276,000
	Delavin-Rubia High School	7,979,000	644,000	8,623,000	194,000
	Eastern Capsay Integrated School	857,000	319,000	1,176,000	150,000
	Emilio Lee Llacer, Sr. High School	3,576,000	430,000	4,006,000	150,000
	F. Alindogan National High School	14,369,000	955,000	15,324,000	425,000
	Feliciano S. Samonte Memorial High School	8,388,000	795,000	9,183,000	329,000
	Felixberto del Rosario, Jr. Memorial High School	10,577,000	787,000	11,364,000	293,000
	Floro L. Medina Memorial High School	5,866,000	592,000	6,458,000	153,000
	Francisca Conag Lavisto Memorial High School	4,872,000	484,000	5,356,000	150,000
	Gerardo C. Cardíño, Sr. High School	5,261,000	556,000	5,817,000	176,000
	Gibraltar Integrated School	6,738,000	521,000	7,259,000	159,000
	Gulapo Jumao-as High School	-	236,000	236,000	
	Halabangbaybay National High School	6,320,000	515,000	6,835,000	168,000
	Iniwaran Integrated School	-	540,000	540,000	150,000
	Ipil National High School	7,501,000	627,000	8,128,000	150,000
	Isidro C. Mendoza High School	-	218,000	218,000	
	Jamorawon Barangay High School	15,258,000	1,060,000	16,318,000	472,000
	Labangco High School	-	513,000	513,000	150,000
	Lagta National High School	9,936,000	764,000	10,700,000	240,000
	Lahong National High School	9,321,000	678,000	9,999,000	215,000
	Lantangan High School	5,706,000	614,000	6,320,000	232,000
	Libertad High School	7,444,000	499,000	7,943,000	150,000
	Liong National High School	14,721,000	1,400,000	16,121,000	377,000
	Mababangbaybay National High School	7,353,000	733,000	8,086,000	271,000
	Mabuhay Integrated School	1,286,000	282,000	1,568,000	
	Madamba Integrated School	1,286,000	376,000	1,662,000	150,000
	Magdalena National High School	11,033,000	712,000	11,745,000	227,000
	Malaking Ilog National High School	7,341,000	639,000	7,980,000	229,000
	Malbug High School	17,059,000	1,324,000	18,383,000	561,000
	Maravilla High School	-	836,000	836,000	347,000
	Marintoc National High School	12,882,000	950,000	13,832,000	311,000
	Mary Perpetua E. Briones High School	10,998,000	818,000	11,816,000	364,000
	Masbate Sports Academy	-	188,000	188,000	
	Mataba Integrated School	6,989,000	606,000	7,595,000	227,000
	Matagangtang National High School	8,181,000	759,000	8,940,000	258,000
	Miabas High School	7,606,000	607,000	8,213,000	207,000
	Milagros National High School	11,971,000	996,000	12,967,000	429,000
	Morocborocan Integrated School	-	226,000	226,000	
	Nabangig National High School	23,048,000	1,282,000	24,330,000	575,000
	Nabongsoran High School	5,744,000	589,000	6,333,000	213,000
	Naro High School	22,468,000	1,629,000	24,097,000	642,000
	Osmeña High School	9,274,000	758,000	10,032,000	280,000
	Palanas National Agricultural High School	10,536,000	799,000	11,335,000	290,000
	Palanas National High School	6,514,000	567,000	7,081,000	150,000
	Palani Integrated School	866,000	295,000	1,161,000	

REGION / SDO / SECONDARY SCHOOLS		JUNIOR HIGH SCHOOL			SENIOR HS
		PS	MOOE	TOTAL	MOOE
	Pedro C. Sese, Sr. Memorial High School	9,279,000	689,000	9,968,000	238,000
	Pinamandayan High School	6,301,000	521,000	6,822,000	150,000
	Polot Integrated School	-	222,000	222,000	
	Pulanduta National High School - Jintolo High School, Pulanduta	8,899,000	718,000	9,617,000	242,000
	Puro High School	18,703,000	1,274,000	19,977,000	567,000
	Quezon National High School	8,660,000	693,000	9,353,000	229,000
	Quinayangan National High School	7,596,000	671,000	8,267,000	253,000
	Revil-Bajar National High School	-	503,000	503,000	156,000
	Rizal Integrated School	428,000	402,000	830,000	152,000
	Rodolfo Z. Titong National High School	10,515,000	726,000	11,241,000	213,000
	Roxas Integrated High School	857,000	322,000	1,179,000	
	Salvacion High School	-	506,000	506,000	150,000
	San Carlos National High School	857,000	512,000	1,369,000	150,000
	San Isidro National High School	8,947,000	844,000	9,791,000	240,000
	San Pablo High School	13,271,000	988,000	14,259,000	395,000
	San Pedro National High School	10,846,000	951,000	11,797,000	352,000
	San Ramon National High School	15,873,000	978,000	16,851,000	294,000
	Santos E. Conag National High School	16,318,000	925,000	17,243,000	453,000
	Serafin C. Rosero Memorial High School	11,514,000	860,000	12,374,000	340,000
	Simawa National High School	-	547,000	547,000	182,000
	Sulpicio T. Condor, Sr. National High School	-	674,000	674,000	227,000
	Tagpu High School	3,428,000	627,000	4,055,000	
	Taisan High School	-	607,000	607,000	220,000
	Tanque National High School	17,379,000	1,398,000	18,777,000	736,000
	Temestocles A. Merioles Memorial High School (Armenia National High School)	19,170,000	1,271,000	20,441,000	555,000
	Teresita C. Young High School	8,646,000	812,000	9,458,000	332,000
	Tiburcio Berdida High School (Pasig NHS)	14,288,000	1,139,000	15,427,000	458,000
	Tigbao Integrated School	9,362,000	718,000	10,080,000	271,000
	Tinigban National High School	10,401,000	792,000	11,193,000	349,000
	Tito R. Espinosa Memorial National Agricultural High School (Burias National Agricultural High School)	13,144,000	948,000	14,092,000	328,000
	Togoron National High School	8,669,000	685,000	9,354,000	222,000
	Tomas V. Rivera Memorial High School	32,495,000	2,057,000	34,552,000	1,257,000
	Tugbo Integrated School	1,286,000	349,000	1,635,000	150,000
	Tumalaytay High School	-	645,000	645,000	208,000
	Ubo Integrated School	857,000	327,000	1,184,000	
	Uson National High School	17,892,000	1,194,000	19,086,000	408,000
	Verdida Sabrido High School	14,389,000	1,031,000	15,420,000	364,000
	Vicente D. Albuero High School	-	450,000	450,000	150,000
	Villa Integrated School	2,571,000	441,000	3,012,000	168,000
	Vivencio P. Casas, Sr. Memorial High School, Placer	22,861,000	1,424,000	24,285,000	856,000
	Zapatos Integrated School	428,000	276,000	704,000	
	Division of Masbate City	60,138,000	5,574,000	65,712,000	1,660,000
	Division Office - Proper	1,022,000	-	1,022,000	-
	Alejandro Delos Reyes Integrated School	7,182,000	681,000	7,863,000	229,000
	B. Titong High School	-	308,000	308,000	
	Bantigue High School	7,826,000	745,000	8,571,000	229,000
	Bayombon High School	7,018,000	709,000	7,727,000	173,000
	Bolo High School	14,402,000	1,168,000	15,570,000	383,000
	Nursery High School	9,603,000	896,000	10,499,000	285,000
	Usab High School	13,085,000	1,067,000	14,152,000	361,000
	Division of Naga City	39,737,000	3,916,000	43,653,000	928,000
	Division Office - Proper	680,000	-	680,000	-
	Del Rosario High School	2,583,000	418,000	3,001,000	
	Leon Q. Mercado High School	14,187,000	1,121,000	15,308,000	361,000
	San Isidro National High School	-	332,000	332,000	
	Sta. Cruz National High School	-	402,000	402,000	
	Tinago National High School	22,287,000	1,643,000	23,930,000	567,000
	Division of Sorsogon	429,589,000	38,602,000	468,191,000	12,803,000
	Division Office - Proper	7,309,000	-	7,309,000	-
	Bacolod National High School	9,040,000	668,000	9,708,000	185,000

REGION / SDO / SECONDARY SCHOOLS		JUNIOR HIGH SCHOOL			SENIOR HS
		PS	MOOE	TOTAL	MOOE
	Bagacay National High School	13,143,000	922,000	14,065,000	284,000
	Bagatao National High School	6,305,000	603,000	6,908,000	172,000
	Bagong Sirang High School	1,784,000	430,000	2,214,000	150,000
	Bantayan National High School	6,782,000	620,000	7,402,000	150,000
	Bartolome G. Lee, Sr. Integrated School	428,000	216,000	644,000	
	Batang Integrated School	-	229,000	229,000	
	Bayasong National High School	12,761,000	905,000	13,666,000	313,000
	Beguín High School, Bulan	6,990,000	592,000	7,582,000	207,000
	Bentuco National High School	8,912,000	663,000	9,575,000	150,000
	Biton High School	5,977,000	608,000	6,585,000	226,000
	Buenavista National High School, Castilla	5,378,000	527,000	5,905,000	332,000
	Bulacao National High School	11,753,000	697,000	12,450,000	208,000
	Butag School of Fisheries	6,860,000	590,000	7,450,000	184,000
	Cabugao National High School	7,140,000	632,000	7,772,000	222,000
	Cadandanan National High School	6,040,000	526,000	6,566,000	150,000
	Caditaan National High School	9,767,000	738,000	10,505,000	219,000
	Cagbolo National Vocational High School	6,233,000	557,000	6,790,000	160,000
	Calao National High School	10,854,000	779,000	11,633,000	234,000
	Calateo Integrated School	-	202,000	202,000	
	Celso S. Falcotelo National High School, Barcelona	7,083,000	537,000	7,620,000	150,000
	Culasi National High School	9,340,000	811,000	10,151,000	321,000
	Danao National High School	7,425,000	600,000	8,025,000	176,000
	Del Carmen Memorial High School	8,401,000	693,000	9,094,000	150,000
	Donsol National Comprehensive High School - Banuang Gurang Extension	5,141,000	675,000	5,816,000	432,000
	Donsol National Comprehensive High School - Sta. Cruz Extension High School	-	720,000	720,000	437,000
	Donsol Vocational High School - Gimagaan	-	685,000	685,000	368,000
	Donsol Vocational High School - Gogon Annex	-	512,000	512,000	150,000
	Faustino G. Glua High School	7,584,000	676,000	8,260,000	198,000
	Gate National High School	10,984,000	782,000	11,766,000	250,000
	Guruyan High School	7,767,000	712,000	8,479,000	192,000
	Irosin North National High School	10,208,000	914,000	11,122,000	243,000
	J.P. Laurel High School	11,988,000	1,029,000	13,017,000	474,000
	Jupi National High School	8,684,000	663,000	9,347,000	150,000
	Lajong National High School	3,711,000	435,000	4,146,000	150,000
	Lungib National High School	7,187,000	604,000	7,791,000	189,000
	Manlabong National High School	6,390,000	577,000	6,967,000	150,000
	Manuel T. Sia Memorial High School	8,844,000	710,000	9,554,000	276,000
	Mayon National High School	12,983,000	939,000	13,922,000	340,000
	Milagrosa National High School	10,418,000	704,000	11,122,000	266,000
	Oras National High School	9,815,000	757,000	10,572,000	284,000
	Palanas National High School	7,945,000	731,000	8,676,000	260,000
	Pandan High School	5,310,000	628,000	5,938,000	222,000
	Patag Integrated School	857,000	445,000	1,302,000	
	Pili National High School	6,687,000	599,000	7,286,000	213,000
	Quezon National High School	9,984,000	731,000	10,715,000	313,000
	Rizal National High School - Gubat	11,242,000	719,000	11,961,000	316,000
	Sablayan High School	857,000	345,000	1,202,000	
	San Antonio National High School	5,938,000	561,000	6,499,000	150,000
	San Juan Bag-o High School	8,548,000	705,000	9,253,000	263,000
	San Juan National High School	13,216,000	1,021,000	14,237,000	305,000
	San Rafael High School, Castilla	10,313,000	857,000	11,170,000	388,000
	San Rafael High School, Pilar	6,551,000	637,000	7,188,000	207,000
	San Rafael Integrated School	428,000	274,000	702,000	
	San Roque National High School	8,509,000	697,000	9,206,000	269,000
	Sisigon Integrated School	1,723,000	314,000	2,037,000	
	Siuton National High School	10,715,000	814,000	11,529,000	322,000
	Sua High School, Matnog	9,962,000	767,000	10,729,000	268,000
	Tingco National High School	7,098,000	681,000	7,779,000	196,000
	Tiong Hen So Memorial High School	6,297,000	637,000	6,934,000	219,000
	Division of Sorsogon City	99,524,000	8,589,000	108,113,000	5,332,000
	Division Office - Proper	1,702,000	-	1,702,000	-
	Bogña Integrated School	8,175,000	728,000	8,903,000	248,000
	Buenavista National High School	5,285,000	437,000	5,722,000	150,000

REGION / SDO / SECONDARY SCHOOLS		JUNIOR HIGH SCHOOL			SENIOR HS
		PS	MOOE	TOTAL	MOOE
	Buhatan Integrated National School	5,956,000	621,000	6,577,000	189,000
	Buhatan National High School	8,291,000	635,000	8,926,000	165,000
	Capuy Integrated National School	-	228,000	228,000	
	Gatbo National High School	5,691,000	570,000	6,261,000	206,000
	Lydia D. Martinez Memorial High School (Sugod NHS)	10,283,000	775,000	11,058,000	
	Mercedes B. Peralta Senior High School			-	825,000
	Osiao Paglingap National High School	6,389,000	551,000	6,940,000	193,000
	Pamurayan Integrated School	6,967,000	602,000	7,569,000	219,000
	Panlayaan Technical-Vocational High School	15,930,000	1,187,000	17,117,000	600,000
	Rawis Senior High School			-	1,234,000
	San Isidro National High School, Bacon	11,125,000	756,000	11,881,000	303,000
	San Lorenzo Integrated National School	857,000	277,000	1,134,000	
	Sawanga National High School	6,649,000	586,000	7,235,000	274,000
	Sto. Niño Integrated School	6,224,000	636,000	6,860,000	203,000
	Sugod Senior High School			-	523,000
	Division of Tabaco City	42,215,000	3,198,000	45,413,000	711,000
	Division Office - Proper	682,000	-	682,000	-
	Bongabong High School	7,863,000	693,000	8,556,000	166,000
	Comon High School	6,903,000	557,000	7,460,000	150,000
	Hacienda High School	11,627,000	698,000	12,325,000	213,000
	Malictay High School	2,142,000	387,000	2,529,000	
	Marirroc High School	12,998,000	863,000	13,861,000	182,000
	Region VI - Western Visayas	1,802,910,000	229,614,000	2,032,524,000	67,911,000
	Division of Aklan	263,320,000	24,947,000	288,267,000	8,790,000
	Division Office - Proper	4,676,000	-	4,676,000	-
	Agtughangin Integrated School	5,720,000	500,000	6,220,000	158,000
	Alfonso XII National High School	4,246,000	512,000	4,758,000	156,000
	Altavas National High School (Cabangila Annex)	6,649,000	554,000	7,203,000	150,000
	Angas Integrated School	3,749,000	417,000	4,166,000	150,000
	Anselmo B. Legazpi National High School (Formerly Cayangwan National High School)	6,630,000	556,000	7,186,000	210,000
	Bacan National High School - Mangan Extension	6,709,000	565,000	7,274,000	204,000
	Bagong Barrio Integrated School	4,751,000	391,000	5,142,000	
	Bakhaw Norte Integrated School	4,177,000	450,000	4,627,000	150,000
	Balete Integrated School	10,806,000	847,000	11,653,000	379,000
	Batan Academy (A National High School) - Lablab Extension	2,246,000	376,000	2,622,000	
	Baybay-Alibagon Integrated School	3,037,000	409,000	3,446,000	150,000
	Buruanga National High School	5,501,000	522,000	6,023,000	176,000
	Catalino M. Prado National High School	7,517,000	605,000	8,122,000	156,000
	Catmon Integrated School	2,895,000	379,000	3,274,000	150,000
	Dalagsaan Integrated School	3,018,000	400,000	3,418,000	150,000
	Don Edecio S. Venturanza Integrated School	857,000	208,000	1,065,000	
	Guadalupe National High School	10,953,000	746,000	11,699,000	369,000
	Habana Integrated School	3,461,000	471,000	3,932,000	150,000
	Ibajay National High School	19,693,000	1,431,000	21,124,000	816,000
	Ipil Integrated School	3,040,000	361,000	3,401,000	150,000
	Jawili Integrated School	5,623,000	519,000	6,142,000	150,000
	Jose F. Meñez Memorial National High School	7,869,000	574,000	8,443,000	221,000
	Kalibo Integrated Special Education Center	5,932,000	683,000	6,615,000	187,000
	Kinaangay Integrated School	4,190,000	545,000	4,735,000	150,000
	Lamberto H. Tirol National High School	8,123,000	779,000	8,902,000	271,000
	Laserna Integrated School	1,714,000	390,000	2,104,000	
	Lezo Integrated School	9,241,000	754,000	9,995,000	332,000
	Loctuga National High School	9,210,000	762,000	9,972,000	290,000
	Loreto N. Nedric National High School	6,601,000	628,000	7,229,000	185,000
	Lupo National High School	4,213,000	444,000	4,657,000	150,000
	Ma. Cristina Integrated School	3,512,000	366,000	3,878,000	150,000
	Madalag National High School - Mamba Extension	1,360,000	384,000	1,744,000	150,000
	Mambuquiao Integrated School	3,488,000	324,000	3,812,000	150,000
	Mandong Integrated School	3,159,000	500,000	3,659,000	150,000
	Manocmanoc National High School	19,789,000	1,615,000	21,404,000	774,000
	Medina Integrated School	3,691,000	349,000	4,040,000	150,000

REGION / SDO / SECONDARY SCHOOLS		JUNIOR HIGH SCHOOL			SENIOR HS
		PS	MOOE	TOTAL	MOOE
	Napti Integrated School	4,162,000	411,000	4,573,000	150,000
	Ortega Integrated School	3,795,000	406,000	4,201,000	150,000
	Palay Integrated School	3,095,000	397,000	3,492,000	150,000
	Patrocinio A. Lachica Integrated School	4,438,000	429,000	4,867,000	150,000
	Pinamuk-an Integrated School	3,477,000	439,000	3,916,000	150,000
	San Roque Integrated School	3,589,000	397,000	3,986,000	150,000
	Tabon Integrated School	3,139,000	338,000	3,477,000	150,000
	Tagororoc Integrated School	3,974,000	375,000	4,349,000	
	Talon Integrated School	1,286,000	299,000	1,585,000	
	Tamalagon Integrated School	11,320,000	877,000	12,197,000	456,000
	Vivo Integrated School	2,999,000	263,000	3,262,000	
	Division of Antique	85,177,000	10,211,000	95,388,000	2,703,000
	Division Office - Proper	1,612,000	-	1,612,000	-
	Aningalan Integrated Farm School	-	210,000	210,000	
	Antique Integrated School	1,714,000	238,000	1,952,000	
	Caluya National High School - Sibay Annex	7,017,000	797,000	7,814,000	305,000
	Capoyuan Integrated School	-	203,000	203,000	
	Dr. Luis E. Baraquia National High School	-	692,000	692,000	227,000
	Eastern Laua-an National High School	6,143,000	608,000	6,751,000	163,000
	Governor Evelio B. Javier Memorial National High School	11,957,000	1,055,000	13,012,000	391,000
	Guintas National High School (Annex of Moscoso Rios National High School)	8,772,000	752,000	9,524,000	251,000
	Igsoro Integrated School	-	258,000	258,000	
	Kawit Integrated School	4,285,000	453,000	4,738,000	
	La Paz Integrated School	2,571,000	315,000	2,886,000	
	Lacaron Integrated School	4,285,000	376,000	4,661,000	
	Lipata-Lamputong Integrated School	4,285,000	604,000	4,889,000	150,000
	Manlacbo Integrated School	-	222,000	222,000	
	Pangalcagan National High School	1,723,000	665,000	2,388,000	231,000
	Sebaste High School	13,127,000	1,136,000	14,263,000	437,000
	Semirara National High School	17,686,000	1,352,000	19,038,000	548,000
	Sumaray Integrated School	-	275,000	275,000	
	Division of Bacolod City	53,812,000	8,037,000	61,849,000	2,252,000
	Division Office - Proper	1,017,000	-	1,017,000	-
	Alangilan Farm School	-	218,000	218,000	
	Andres Bonifacio Senior High School			-	455,000
	Angela Gonzaga National High School - Emiliano Lizares National High School Extension	2,157,000	619,000	2,776,000	
	Fr. Gratian Murray Integrated School	14,203,000	1,196,000	15,399,000	379,000
	Jovito Sayson National High School (MRRP NHS - Felisa Extension) Handuman National High School Extension	1,377,000	612,000	1,989,000	279,000
	Luis Hervias National High School - Mandalagan Extension	1,544,000	821,000	2,365,000	335,000
	M.G. Medalla Integrated School	16,701,000	1,473,000	18,174,000	567,000
	Progreso Village National High School	4,713,000	915,000	5,628,000	
	Romanito P. Maravilla, Sr. National High School	12,100,000	1,248,000	13,348,000	237,000
	Sum-ag Farm School	-	208,000	208,000	
	Sum-ag National High School - Cabug National High School - Sum-ag Extension	-	727,000	727,000	
	Division of Bago City	4,410,000	1,590,000	6,000,000	622,000
	Division Office - Proper	87,000	-	87,000	-
	Bago City Senior High School			-	622,000
	Ramon Torres Atipuluan National High School	-	373,000	373,000	
	Ramon Torres Bacong National High School	4,323,000	1,014,000	5,337,000	
	Ramon Torres Malingin Farm School	-	203,000	203,000	
	Division of Cadiz City	54,002,000	6,358,000	60,360,000	1,705,000
	Division Office - Proper	935,000	-	935,000	-
	Banquerohan National High School	10,904,000	817,000	11,721,000	299,000
	Burgos National High School (Cadiz Viejo National High School - Burgos Extension High School)	5,988,000	598,000	6,586,000	196,000
	Caduha-an National High School - Luna Extension High School	4,570,000	785,000	5,355,000	213,000

REGION / SDO / SECONDARY SCHOOLS		JUNIOR HIGH SCHOOL			SENIOR HS
		PS	MOOE	TOTAL	MOOE
	Caduha-an National High School - Andres Bonifacio Extension High School	5,924,000	768,000	6,692,000	227,000
	Caduha-an National High School - Tagbanon Extension High School	4,585,000	569,000	5,154,000	170,000
	Dr. Vicente F. Gustilo Memorial National High School - Daga Extension High School	5,336,000	687,000	6,023,000	
	Mabini National High School - Alimatoc Extension High School	2,155,000	458,000	2,613,000	150,000
	Tiglawigan National High School - Magsaysay Campus Extension High School	4,505,000	573,000	5,078,000	150,000
	Villacin National High School - Jerusalem Extension High School	7,276,000	714,000	7,990,000	150,000
	Villacin National High School - Sewahon Extension	1,824,000	389,000	2,213,000	150,000
	Division of Capiz	120,090,000	15,553,000	135,643,000	3,177,000
	Division Office - Proper	2,209,000	-	2,209,000	-
	Agkawayan Integrated School	2,159,000	375,000	2,534,000	
	Aglalana Integrated School	4,323,000	572,000	4,895,000	330,000
	Aglanot Integrated School	2,142,000	373,000	2,515,000	
	Antonio Belo Memorial Integrated School	1,286,000	368,000	1,654,000	
	Bago Chiquito Integrated School	857,000	283,000	1,140,000	
	Bag-ong Barrio National High School	6,292,000	606,000	6,898,000	170,000
	Bailan Integrated School	1,286,000	375,000	1,661,000	
	Basiao National High School	8,767,000	729,000	9,496,000	273,000
	Bilao Integrated School	2,142,000	370,000	2,512,000	
	Bula Integrated School	857,000	347,000	1,204,000	
	Calixto Loyola, Sr. Integrated School	1,286,000	287,000	1,573,000	
	Canapian Integrated School	857,000	280,000	1,137,000	
	Candelaria National High School - Roxas Extension	-	434,000	434,000	192,000
	Celestino D. Diaz Integrated School	428,000	262,000	690,000	
	Dayhagan Integrated School	428,000	287,000	715,000	
	Don Leopoldo Gialogo Integrated School	428,000	263,000	691,000	
	Dr. Laureano R. Frial Integrated School	1,286,000	285,000	1,571,000	
	Duluan Integrated School	857,000	282,000	1,139,000	
	East Villaflores National High School (Maayon Extension)	6,584,000	577,000	7,161,000	171,000
	Eleodoro J. Ponsaran Integrated School	2,142,000	260,000	2,402,000	
	Felixberto Dicon Dorado, Sr. Integrated School	857,000	308,000	1,165,000	
	Guinbalian Integrated School	2,155,000	287,000	2,442,000	
	Guisse Integrated School	428,000	241,000	669,000	
	Malonoy National High School - Duyoc Extension	7,559,000	614,000	8,173,000	189,000
	Manuel Ganzon Advincula Integrated School	1,286,000	323,000	1,609,000	
	Marciano M. Patricio National High School - Yating Extension	10,354,000	788,000	11,142,000	315,000
	Pawa National High School	10,462,000	846,000	11,308,000	322,000
	Presentacion Diez Gregorio National High School	7,098,000	627,000	7,725,000	192,000
	Quiajo Integrated School	428,000	309,000	737,000	
	Reverend Tomas Conejar National High School	6,287,000	606,000	6,893,000	153,000
	San Antonio National High School - Putian National High School Extension	7,270,000	533,000	7,803,000	150,000
	Sapian National High School (Lonoy Extension)	10,060,000	803,000	10,863,000	246,000
	Sinamongan Integrated School	428,000	257,000	685,000	
	Tapulang Integrated School	857,000	268,000	1,125,000	
	Tinigban Integrated School	428,000	238,000	666,000	
	Vicente Andaya, Jr. National High School - Mianay Extension	7,517,000	890,000	8,407,000	474,000
	Division of Escalante City	16,694,000	4,310,000	21,004,000	1,451,000
	Division Office - Proper	339,000	-	339,000	-
	Cervantes National High School	1,286,000	413,000	1,699,000	159,000
	Floro T. Bongco National High School	1,714,000	536,000	2,250,000	216,000
	Japitan National High School	1,286,000	458,000	1,744,000	158,000
	Langub National High School	1,714,000	454,000	2,168,000	168,000
	Libertad National High School	1,286,000	369,000	1,655,000	150,000
	Magsaysay National High School	1,714,000	382,000	2,096,000	150,000
	Malasibog Integrated School	1,286,000	337,000	1,623,000	
	Paitan Integrated School	2,641,000	388,000	3,029,000	150,000
	Pinapugasan National High School	1,714,000	466,000	2,180,000	150,000
	Washington National High School	1,714,000	507,000	2,221,000	150,000

REGION / SDO / SECONDARY SCHOOLS		JUNIOR HIGH SCHOOL			SENIOR HS
		PS	MOOE	TOTAL	MOOE
	Division of Guimaras	48,138,000	3,686,000	51,824,000	1,573,000
	Division Office - Proper	765,000	-	765,000	-
	Ayangan National High School	5,797,000	536,000	6,333,000	150,000
	Buenavista National High School - Agsanayan Annex	13,971,000	957,000	14,928,000	433,000
	Calaya National High School	10,132,000	795,000	10,927,000	329,000
	Catalino G. Nava Farm School	-	206,000	206,000	
	Supang National High School	17,473,000	1,192,000	18,665,000	661,000
	Division of Himamaylan City	41,863,000	5,444,000	47,307,000	1,233,000
	Division Office - Proper	846,000	-	846,000	-
	Cantupa Integrated School	428,000	286,000	714,000	
	Cunalum Integrated School	1,714,000	326,000	2,040,000	
	Libacao National High School	6,410,000	589,000	6,999,000	171,000
	Mahalang National High School	7,485,000	789,000	8,274,000	219,000
	Mambagaton National High School	6,645,000	623,000	7,268,000	196,000
	Paloypoy Integrated School	7,771,000	662,000	8,433,000	150,000
	Raymundo Tongson National High School - Suay Extension	-	750,000	750,000	318,000
	San Antonio National High School	7,564,000	669,000	8,233,000	179,000
	Sibucan Integrated School	1,286,000	230,000	1,516,000	
	Tiqui Integrated School	857,000	270,000	1,127,000	
	Tugas Integrated School	857,000	250,000	1,107,000	
	Division of Iloilo	499,740,000	61,763,000	561,503,000	16,228,000
	Division Office - Proper	9,429,000	-	9,429,000	-
	Adcadero Integrated School	428,000	292,000	720,000	
	Adriano Cabardo National High School	7,838,000	704,000	8,542,000	322,000
	Agbatuan Integrated School	428,000	272,000	700,000	
	Agcarope Integrated School	-	334,000	334,000	
	Agdao-Tagpu-an-Ingay Integrated School	428,000	327,000	755,000	
	Agusipan Integrated School	428,000	246,000	674,000	
	Alameda National High School	2,142,000	395,000	2,537,000	150,000
	Alberto Sorongon, Sr. Memorial National High School	9,756,000	729,000	10,485,000	208,000
	Alejandro Firmeza Memorial High School - San Jose Extension	6,245,000	478,000	6,723,000	150,000
	Alimodian National Comprehensive High School - Dalid Extension	6,259,000	649,000	6,908,000	236,000
	Alimodian National Comprehensive High School - Sinamay Extension	6,343,000	649,000	6,992,000	180,000
	Anabo National High School	7,258,000	662,000	7,920,000	227,000
	Andres S. Ravena Integrated School	857,000	401,000	1,258,000	
	Bad-as National High School	5,731,000	499,000	6,230,000	150,000
	Badlan National High School - Datagan Extension	6,630,000	712,000	7,342,000	243,000
	Bagacay National High School	6,737,000	560,000	7,297,000	203,000
	Bagongbong Integrated School	857,000	341,000	1,198,000	
	Bagumbayan Integrated School	428,000	234,000	662,000	
	Bancal Integrated School	1,286,000	393,000	1,679,000	
	Bancal National High School	9,546,000	818,000	10,364,000	288,000
	Barangalan Integrated School	428,000	259,000	687,000	
	Barasalon Integrated School	857,000	408,000	1,265,000	
	Barotac Nuevo National Comprehensive High School - Tiwi Annex	-	464,000	464,000	303,000
	Batuan Integrated School, Carles	428,000	234,000	662,000	
	Batuan Integrated School, Dueñas	428,000	267,000	695,000	
	Batuanan Integrated School	428,000	233,000	661,000	
	Bayag National High School	5,211,000	533,000	5,744,000	168,000
	Bayas National High School	6,283,000	654,000	6,937,000	190,000
	Bingawan National High School - Tapacon Campus	7,747,000	774,000	8,521,000	285,000
	Binluangan Integrated School	428,000	270,000	698,000	
	Bontoc Integrated School	428,000	273,000	701,000	
	Buenavista Integrated School	428,000	254,000	682,000	
	Buga National High School - Gines Extension	428,000	355,000	783,000	
	Bulabog Integrated School	857,000	262,000	1,119,000	
	Bulak Integrated School	428,000	254,000	682,000	
	Bulwang Camandag Integrated School	-	212,000	212,000	
	Cabalic National High School	8,196,000	844,000	9,040,000	261,000
	Cabasi-Sta. Rosa Integrated School	428,000	270,000	698,000	
	Cabudian High School	6,302,000	775,000	7,077,000	180,000

REGION / SDO / SECONDARY SCHOOLS		JUNIOR HIGH SCHOOL			SENIOR HS
		PS	MOOE	TOTAL	MOOE
	Cadoldolan Integrated School	428,000	232,000	660,000	
	Cale-Indaluyon Integrated School	857,000	247,000	1,104,000	
	Calicuang National High School	6,671,000	671,000	7,342,000	229,000
	Calinog National Comprehensive High School - Binolusan Pequeño Extension	1,302,000	560,000	1,862,000	258,000
	Cambitu National High School	7,169,000	692,000	7,861,000	196,000
	Cananaman Integrated School	-	214,000	214,000	
	Canas Integrated School	428,000	282,000	710,000	
	Canninguan National High School	20,818,000	1,471,000	22,289,000	745,000
	Carlos S. Lopez National High School - Had. Conchita Extension	7,800,000	788,000	8,588,000	369,000
	Crisanto M. Ciriaco Integrated School	-	264,000	264,000	
	Daanbanwa Integrated School	857,000	326,000	1,183,000	
	Dela Paz National High School	14,389,000	1,031,000	15,420,000	433,000
	Dominador Abang Memorial National High School	7,496,000	606,000	8,102,000	198,000
	Dorong-an Integrated School	428,000	251,000	679,000	
	Embarcadero Integrated School	428,000	270,000	698,000	
	Gama Integrated School	857,000	306,000	1,163,000	
	Gen. Luna Vocational High School	6,386,000	560,000	6,946,000	150,000
	Granada National High School - Ballesteros Campus	4,034,000	1,210,000	5,244,000	696,000
	Guibongan-Igtuba Integrated School	857,000	285,000	1,142,000	
	Guipis Integrated School	428,000	227,000	655,000	
	Igcabugao Integrated School	428,000	234,000	662,000	
	Igcores Integrated School	428,000	231,000	659,000	
	Igdagmay Integrated School	428,000	238,000	666,000	
	Igpigus Integrated School	428,000	240,000	668,000	
	Igtalongon National High School	11,559,000	817,000	12,376,000	308,000
	Igtuble Integrated School	857,000	269,000	1,126,000	
	Ilongbukid National High School	7,682,000	673,000	8,355,000	194,000
	Jamog Integrated School	857,000	252,000	1,109,000	
	Jayobo National High School	14,002,000	1,135,000	15,137,000	666,000
	Jose Facultad Memorial National High School	7,785,000	685,000	8,470,000	220,000
	Juanico Integrated School	428,000	257,000	685,000	
	La Consolacion Integrated School	428,000	284,000	712,000	
	Lanag Norte National High School	11,284,000	788,000	12,072,000	329,000
	Langca Integrated School	428,000	225,000	653,000	
	Lanot Grande Integrated School	428,000	260,000	688,000	
	Leon National High School - Tacurong Sur Extension	8,291,000	709,000	9,000,000	261,000
	Libertad Integrated School	857,000	296,000	1,153,000	
	Lipata Integrated School	857,000	310,000	1,167,000	
	Loong National High School	17,646,000	1,378,000	19,024,000	658,000
	Lumbia Integrated School	428,000	278,000	706,000	
	Maasin National Comprehensive High School - Dagami Extension	7,053,000	596,000	7,649,000	282,000
	Manlot Integrated School	428,000	242,000	670,000	
	Maribuyong National High School	6,468,000	526,000	6,994,000	150,000
	Miagao National High School - Miranda Extension	4,682,000	531,000	5,213,000	163,000
	Milan National High School	11,250,000	1,028,000	12,278,000	485,000
	Mostro National High School (Anilao National High School Extension)	6,216,000	590,000	6,806,000	207,000
	Muyco Integrated School	428,000	291,000	719,000	
	Nanga Integrated School	857,000	277,000	1,134,000	
	Nazuni Summit Comprehensive National High School	5,922,000	503,000	6,425,000	159,000
	Olango Integrated School	428,000	251,000	679,000	
	Pagdugue National High School	6,591,000	592,000	7,183,000	185,000
	Palaca-Damilisan National High School - Bacolod Extension	7,901,000	622,000	8,523,000	266,000
	Pandan Integrated School	857,000	458,000	1,315,000	
	Panuran National High School (Lambunao National High School Extension)	7,592,000	667,000	8,259,000	280,000
	Pili National High School - Bucana Bunglas Extension	5,478,000	589,000	6,067,000	161,000
	Pitogo National High School	9,074,000	727,000	9,801,000	253,000
	Polopina National High School	9,746,000	807,000	10,553,000	201,000
	Puente Bunglas Integrated School	428,000	282,000	710,000	
	Puga Integrated School	428,000	290,000	718,000	
	Pughanan Integrated School	428,000	336,000	764,000	
	Punta Buri National High School	5,783,000	563,000	6,346,000	150,000

REGION / SDO / SECONDARY SCHOOLS		JUNIOR HIGH SCHOOL			SENIOR HS
		PS	MOOE	TOTAL	MOOE
	Quipot National High School	12,113,000	961,000	13,074,000	395,000
	Salihid National High School	3,659,000	412,000	4,071,000	150,000
	San Antonio National High School	7,353,000	703,000	8,056,000	240,000
	San Carlos Integrated School	428,000	262,000	690,000	
	San Dionisio Integrated School	428,000	248,000	676,000	
	San Enrique Manuel Paluay, Sr. Memorial Extension High School	8,553,000	692,000	9,245,000	269,000
	San Enrique National Comprehensive High School - Abaca Extension	8,810,000	759,000	9,569,000	250,000
	San Joaquin Farm School	-	212,000	212,000	
	Santiago National High School	7,632,000	729,000	8,361,000	299,000
	Sta. Ana National High School	857,000	507,000	1,364,000	182,000
	Sto. Niño Integrated School	3,662,000	423,000	4,085,000	150,000
	Tabugon Integrated School	428,000	274,000	702,000	
	Tabugon National High School (Dingle National High School Extension)	5,282,000	528,000	5,810,000	150,000
	Talagutac Integrated School	428,000	246,000	674,000	
	Talingting National High School	11,645,000	1,014,000	12,659,000	546,000
	Tambaliza National High School	13,589,000	1,084,000	14,673,000	427,000
	Taminla Integrated School	428,000	264,000	692,000	
	Tinigban Integrated School	428,000	255,000	683,000	
	Toong Integrated School	-	407,000	407,000	
	Trangka Integrated School	428,000	298,000	726,000	
	Tuble Integrated School	428,000	269,000	697,000	
	Tuyongan Integrated School	1,286,000	345,000	1,631,000	
	Ubian Integrated School	-	216,000	216,000	
	Valerio P. Palmares National High School	11,957,000	1,104,000	13,061,000	424,000
	Valverde National High School	4,218,000	422,000	4,640,000	150,000
	Velasco Integrated School	428,000	397,000	825,000	
	Victoria Integrated School	857,000	320,000	1,177,000	
	Western Visayas Sanitarium Integrated School	428,000	302,000	730,000	
	Division of Iloilo City	57,804,000	6,042,000	63,846,000	866,000
	Division Office - Proper	1,105,000	-	1,105,000	-
	A. Bonifacio Integrated School	11,244,000	1,326,000	12,570,000	
	Bakhaw Integrated School	3,461,000	490,000	3,951,000	
	Buntatala National High School (Jaro High School - Buntatala Extension)	11,851,000	1,150,000	13,001,000	
	Iloilo River Plains Integrated School	2,580,000	440,000	3,020,000	
	R.G. Hechanova Memorial National High School (Jaro High School - R.G. Hechanova Extension)	8,753,000	1,108,000	9,861,000	382,000
	SPED - Integrated School for Exceptional Children	8,137,000	520,000	8,657,000	150,000
	TCT-AR Foundation Integrated School	10,673,000	1,008,000	11,681,000	334,000
	Division of Kabankalan City	115,968,000	11,644,000	127,612,000	3,281,000
	Division Office - Proper	2,042,000	-	2,042,000	-
	Bantayan National High School - Baras Diutay Extension	-	368,000	368,000	150,000
	Bula National High School	-	379,000	379,000	
	Camingawan National High School	-	567,000	567,000	
	Carol-an National High School	13,636,000	1,184,000	14,820,000	467,000
	Daan Banwa National High School	5,833,000	665,000	6,498,000	
	Hinapunan Integrated School	5,814,000	538,000	6,352,000	150,000
	Kabankalan National High School	31,859,000	2,337,000	34,196,000	1,151,000
	Magballo National High School	6,468,000	875,000	7,343,000	222,000
	Pinaguinpinan National High School	7,446,000	699,000	8,145,000	185,000
	Tabugon Farm School	-	215,000	215,000	
	Tagoc National High School	3,462,000	489,000	3,951,000	
	Tagukon National High School	13,899,000	1,123,000	15,022,000	226,000
	Talubangi National High School	13,042,000	1,138,000	14,180,000	295,000
	Tan-awan National High School	12,467,000	1,067,000	13,534,000	435,000
	Division of La Carlota City	6,993,000	1,172,000	8,165,000	150,000
	Division Office - Proper	169,000	-	169,000	-
	La Carlota City SPED Integrated School	2,810,000	338,000	3,148,000	
	La Granja Farm School	-	231,000	231,000	
	La Granja National High School - Yubo Extension	4,014,000	603,000	4,617,000	150,000

REGION / SDO / SECONDARY SCHOOLS			JUNIOR HIGH SCHOOL			SENIOR HS
			PS	MOOE	TOTAL	MOOE
	Division of Negros Occidental		113,121,000	26,536,000	139,657,000	10,556,000
	Division Office - Proper		2,125,000	-	2,125,000	
	Baclao Integrated School		857,000	247,000	1,104,000	
	Bilbao Uybico National High School		23,461,000	1,776,000	25,237,000	903,000
	Binalbagan National High School - Nosof Extension (Paglaum National High School - Nosof Extension)		8,657,000	593,000	9,250,000	276,000
	Binalbagan National High School - Santol Extension (Paglaum National High School - Santol Extension)		-	783,000	783,000	234,000
	Bocana National High School - Galicia Extension		-	645,000	645,000	337,000
	Bulwangan National High School - Talacagay Extension		-	984,000	984,000	578,000
	Bunga Integrated School		-	548,000	548,000	
	Cabacungan National High School - Masulog Extension		-	808,000	808,000	313,000
	Caningay National High School - Banga Extension		-	480,000	480,000	268,000
	Dolis National High School		857,000	448,000	1,305,000	
	Dr. Antonio Lizares National High School Extension		-	535,000	535,000	
	Ecogan Integrated School		428,000	274,000	702,000	
	Efegenio Lizares National High School		4,146,000	438,000	4,584,000	150,000
	Enrique B. Magalona National High School - Consing Extension		-	568,000	568,000	163,000
	Enrique B. Magalona National High School - San Isidro Extension		-	510,000	510,000	150,000
	Enriqueta Montilla Esteban National High School - Ubay Extension		-	508,000	508,000	
	Florentina F. Caña Recto National High School (Linaon National High School)		-	700,000	700,000	219,000
	Guiljungan National High School - Abaca Extension		-	484,000	484,000	150,000
	Guiljungan National High School - Camindangan Extension		873,000	364,000	1,237,000	150,000
	Guiljungan National High School - Talacdan Extension		441,000	497,000	938,000	238,000
	Guinpana-an National High School - Mamballo Extension		-	525,000	525,000	238,000
	Guinpana-an National High School - Odiang Extension		-	466,000	466,000	218,000
	Guinpana-an National High School - Poblacion Extension		-	1,198,000	1,198,000	536,000
	Ilog National High School		-	697,000	697,000	297,000
	Isabela National High School - Libas Extension		7,866,000	850,000	8,716,000	238,000
	Isabela National High School - Sikatuna Extension		-	918,000	918,000	357,000
	Jose N. Villanueva National High School		857,000	360,000	1,217,000	
	Jose Valmayor National High School		1,714,000	553,000	2,267,000	
	La Castellana National High School - Manghanoy Extension		7,177,000	735,000	7,912,000	150,000
	Lagaan National High School		15,185,000	1,053,000	16,238,000	429,000
	Lumbia National High School		857,000	329,000	1,186,000	
	Magsaysay Integrated School		1,286,000	239,000	1,525,000	
	Manapla National High School - Brgy. Purisima Extension		-	795,000	795,000	150,000
	Mateo Libo-on National High School		1,714,000	547,000	2,261,000	
	Minoyan National High School		14,961,000	1,260,000	16,221,000	355,000
	Molobolo National High School		3,548,000	413,000	3,961,000	150,000
	Paghumayan National High School		2,142,000	456,000	2,598,000	
	Pahilanga National High School - Baga-as Extension		13,969,000	1,172,000	15,141,000	590,000
	Payao National High School - Namulo Extension		-	483,000	483,000	
	Salvador C. Resol National High School		-	374,000	374,000	
	San Benito Integrated School		-	216,000	216,000	
	Senior High School in Calatrava				-	2,569,000
	Tabao National High School - Lacaron Extension		-	351,000	351,000	
	Tabu National High School - Caniamay Extension		-	356,000	356,000	150,000
	Division of Passi City		44,280,000	4,409,000	48,689,000	583,000
	Division Office - Proper		765,000	-	765,000	-
	Agdahon National High School		6,314,000	561,000	6,875,000	
	Agdayao Integrated School		3,584,000	398,000	3,982,000	
	Aglalana Integrated School		1,289,000	374,000	1,663,000	
	Efraim M. Santibañez National High School		13,046,000	1,027,000	14,073,000	383,000
	Gemumua-Agahon National High School		9,213,000	946,000	10,159,000	200,000
	Man-It Integrated School		10,069,000	1,103,000	11,172,000	
	Division of Roxas City		55,637,000	8,076,000	63,713,000	1,949,000
	Division Office - Proper		1,019,000	-	1,019,000	-
	Adlawan Integrated School		857,000	299,000	1,156,000	
	Cogon Integrated School		857,000	253,000	1,110,000	

REGION / SDO / SECONDARY SCHOOLS		JUNIOR HIGH SCHOOL			SENIOR HS
		PS	MOOE	TOTAL	MOOE
	Don Amando Bayot, Sr. Memorial Integrated School	1,714,000	356,000	2,070,000	
	Don Canuto Fuentes Integrated School	857,000	317,000	1,174,000	
	Don Jose Acevedo Integrated School	857,000	313,000	1,170,000	
	Don Juan B. Celino Integrated School	-	236,000	236,000	
	Don Ynocencio A. del Rosario National High School	19,899,000	1,494,000	21,393,000	871,000
	Inzo Arnaldo Village Integrated School	7,939,000	1,226,000	9,165,000	456,000
	Lawa-an Integrated School	4,285,000	829,000	5,114,000	
	Loctugan Integrated School	857,000	349,000	1,206,000	
	Marcos Fuentes Integrated School	7,820,000	749,000	8,569,000	306,000
	Olotayan Integrated School	3,018,000	418,000	3,436,000	150,000
	President Manuel A. Roxas Memorial Integrated School - SPED	857,000	270,000	1,127,000	
	President Manuel Roxas Memorial Integrated School South	1,286,000	464,000	1,750,000	
	Sofronio Cordovero Integrated School	3,515,000	503,000	4,018,000	166,000
	Division of Sagay City	81,097,000	9,339,000	90,436,000	3,545,000
	Division Office - Proper	1,446,000	-	1,446,000	-
	Bato National High School - Baviera Extension	857,000	405,000	1,262,000	
	Bato National High School - Campo Bago Extension	7,923,000	703,000	8,626,000	
	Colonia Divina Integrated School (Bato National High School - Colonia Divina Extension)	6,990,000	650,000	7,640,000	219,000
	Himoga-an Baybay Integrated School	12,255,000	872,000	13,127,000	292,000
	Molocaboc Integrated School (Vito National High School - Molocaboc National High School Extension)	7,646,000	799,000	8,445,000	
	Sagay City Eco-Zone National High School	2,580,000	576,000	3,156,000	
	Sagay City Senior High School (Stand Alone)			-	2,140,000
	Sagay National High School - Bulanon Extension	17,244,000	1,606,000	18,850,000	447,000
	Sagay National High School - General Luna Extension	2,142,000	493,000	2,635,000	
	Sagay National High School - Lopez Jaena Extension	3,024,000	694,000	3,718,000	297,000
	Sagay National High School - Old Sagay Extension	14,077,000	1,277,000	15,354,000	
	Sagay National High School - Rizal Extension	-	573,000	573,000	150,000
	Serafin V. Aguilar Integrated School - Sewahon Extension	3,199,000	404,000	3,603,000	
	Sherman Hill Integrated School	1,714,000	287,000	2,001,000	
	Division of San Carlos City	10,099,000	1,052,000	11,151,000	303,000
	Division Office - Proper	170,000	-	170,000	-
	Quezon Farm School	-	208,000	208,000	
	Sipaway National High School (Quezon National High School Extension)	9,929,000	844,000	10,773,000	303,000
	Division of Silay City	77,382,000	7,890,000	85,272,000	2,680,000
	Division Office - Proper	1,360,000	-	1,360,000	-
	Barangay Eustaquio Lopez National High School	21,869,000	1,918,000	23,787,000	756,000
	Don Albino & Doña Dolores Integrated School	5,009,000	535,000	5,544,000	150,000
	Don Felix T. Lacson Memorial National High School	9,651,000	981,000	10,632,000	274,000
	Don Serafin L. Golez Memorial Integrated School	3,189,000	373,000	3,562,000	150,000
	Doña Angeles Montinola Memorial High School	6,312,000	559,000	6,871,000	150,000
	Doña Montserrat Lopez Memorial High School - HPCO Extension	-	464,000	464,000	150,000
	Doña Montserrat Lopez Memorial High School - Patag Extension	-	344,000	344,000	150,000
	Guinhalaran Integrated School	10,424,000	841,000	11,265,000	150,000
	Lantawan Integrated School - Annex of Guinbalaon National High School	3,531,000	391,000	3,922,000	150,000
	Napilas Integrated School	3,872,000	353,000	4,225,000	150,000
	Sibato Integrated School	3,576,000	328,000	3,904,000	150,000
	SPED Center - Silay South	4,531,000	355,000	4,886,000	150,000
	Violeta Integrated School	4,058,000	448,000	4,506,000	150,000
	Division of Sinalay City	29,034,000	7,941,000	36,975,000	3,235,000
	Division Office - Proper	510,000	-	510,000	-
	Gil Montilla National High School - Barangay 5 Extension	16,999,000	1,223,000	18,222,000	529,000
	Gil Montilla National High School - Binulig Extension	-	690,000	690,000	240,000
	Gil Montilla National High School - Cabadiangan Extension	-	694,000	694,000	279,000
	Gil Montilla National High School - Camindangan Extension	-	874,000	874,000	315,000
	Gil Montilla National High School - Cartegena Extension	-	992,000	992,000	532,000

REGION / SDO / SECONDARY SCHOOLS		JUNIOR HIGH SCHOOL			SENIOR HS
		PS	MOOE	TOTAL	MOOE
	Gil Montilla National High School - Crossing Tanduy Extension	-	334,000	334,000	150,000
	Gil Montilla National High School - Manlucahoc Extension	-	611,000	611,000	361,000
	Jacinto Montilla Memorial National High School	10,239,000	890,000	11,129,000	350,000
	Nabulao National High School - Cayhangan Extension	-	657,000	657,000	218,000
	Nabulao National High School - Miracalum Extension	-	725,000	725,000	261,000
	Tugas Integrated School	1,286,000	251,000	1,537,000	
	Division of Victorias City	24,249,000	3,614,000	27,863,000	1,029,000
	Division Office - Proper	425,000	-	425,000	
	Alfonso Sta. Ana Memorial High School (Victorias National High School - Cuaycong Extension)	-	963,000	963,000	
	Barangay Estado National High School	16,367,000	1,346,000	17,713,000	480,000
	Negros Occidental National Science High School	7,457,000	699,000	8,156,000	399,000
	Victorias National High School - Gaston Extension	-	606,000	606,000	150,000
	Region VII - Central Visayas	3,455,108,000	485,258,000	3,940,366,000	176,345,000
	Division of Bais City	76,442,000	9,454,000	85,896,000	3,092,000
	Division Office - Proper	1,360,000	-	1,360,000	-
	Bais City National High School - Cabugan Annex	6,466,000	559,000	7,025,000	185,000
	Bais City National High School - Cambagahan	8,104,000	530,000	8,634,000	150,000
	Bais City National High School - Okiot Annex	9,056,000	554,000	9,610,000	150,000
	Bais City National High School - Cabanlutan Annex	1,921,000	761,000	2,682,000	273,000
	Bais City National High School - Calasgaan Annex	1,805,000	565,000	2,370,000	150,000
	Bais City National High School - Caluy-ahan	896,000	441,000	1,337,000	150,000
	Bais City National High School - Dawis Annex	1,311,000	460,000	1,771,000	150,000
	Bais City National High School - Lonoy NHS	6,526,000	667,000	7,193,000	201,000
	Bais City National High School - Manlipac Annex	1,756,000	688,000	2,444,000	224,000
	Bais City National High School - Mansagaban Annex	8,023,000	575,000	8,598,000	184,000
	Bais City National High School - Panalaan NHS	6,148,000	599,000	6,747,000	153,000
	Bais City National High School - Tagpo Annex	6,739,000	489,000	7,228,000	150,000
	Bais City National High School - Tamisu	-	579,000	579,000	170,000
	Bais City Olympia National High School	2,647,000	347,000	2,994,000	150,000
	Bais City Science High School	4,360,000	538,000	4,898,000	273,000
	Dodong Escaño Memorial High School (Bais City HS)	7,474,000	660,000	8,134,000	229,000
	Tangculongan High School	1,850,000	442,000	2,292,000	150,000
	Division of Bayawan City	36,479,000	13,712,000	50,191,000	5,673,000
	Division Office - Proper	679,000	-	679,000	-
	Abundio Agarpao, Sr. Memorial High School	-	580,000	580,000	234,000
	Actin High School	10,167,000	912,000	11,079,000	467,000
	Ali-is Integrated School	1,286,000	414,000	1,700,000	150,000
	Antonio M. Lacson, Sr. Memorial High School	-	500,000	500,000	150,000
	Atilano B. Cabangal Memorial High School	-	478,000	478,000	150,000
	Bal-os National High School	1,226,000	928,000	2,154,000	466,000
	Banaybanay High School	-	419,000	419,000	150,000
	Bayawan City Science High School	-	419,000	419,000	282,000
	Bugay National High School	-	616,000	616,000	150,000
	Cansumalig High School	-	329,000	329,000	150,000
	Dawis National High School	-	685,000	685,000	293,000
	Enzo Nicolai T. Teves High School	-	543,000	543,000	258,000
	Kalamtukan National High School	-	401,000	401,000	150,000
	Lapay National High School	-	538,000	538,000	161,000
	Maglinao National High School	7,775,000	752,000	8,527,000	355,000
	Manduaw National High School	-	436,000	436,000	150,000
	Minaba High School	-	749,000	749,000	324,000
	Narra High School	6,779,000	646,000	7,425,000	231,000
	Omod High School	8,567,000	800,000	9,367,000	337,000
	Pagatban High School	-	415,000	415,000	150,000
	San Jose High School	-	408,000	408,000	150,000
	Tabuan Provincial Community High School	-	651,000	651,000	221,000
	Tayawan High School	-	694,000	694,000	394,000
	Villasol National High School	-	399,000	399,000	150,000

REGION / SDO / SECONDARY SCHOOLS		JUNIOR HIGH SCHOOL			SENIOR HS
		PS	MOOE	TOTAL	MOOE
	Division of Bogo City	62,550,000	8,219,000	70,769,000	4,542,000
	Division Office - Proper	940,000	-	940,000	-
	Anonang Norte National High School	-	279,000	279,000	
	Anonang Sur National High School	3,867,000	567,000	4,434,000	166,000
	Banban National High School - Bartolome Pianar Memorial National High School Extension	857,000	333,000	1,190,000	150,000
	Banban National High School, Binagbag High School	-	556,000	556,000	221,000
	Banban National High School, Cayang High School Extension	2,081,000	611,000	2,692,000	166,000
	Banban National High School, Don Potenciano Catarata Memorial National High School Extension	5,023,000	423,000	5,446,000	171,000
	Banban National High School, Lapaz High School Extension	2,603,000	805,000	3,408,000	266,000
	Banban National High School, Libertad High School Extension	4,744,000	936,000	5,680,000	388,000
	Banban National High School, Odlot High School Extension	1,020,000	572,000	1,592,000	192,000
	City of Bogo Science and Arts Academy	17,337,000	736,000	18,073,000	1,699,000
	City of Bogo Senior High School			-	178,000
	Don Celestino Martinez, Sr. Taytayan Integrated School	2,955,000	674,000	3,629,000	213,000
	Don Jose (Pepe) Lepiten National High School	428,000	263,000	691,000	
	Jovencio N. Masong National High School	18,491,000	873,000	19,364,000	732,000
	Malingin National High School	-	264,000	264,000	
	Marcelo B. Fernan National High School	2,204,000	327,000	2,531,000	
	Division of Bohol	765,675,000	75,354,000	841,029,000	25,771,000
	Division Office - Proper	13,437,000	-	13,437,000	-
	Abaca Integrated School	857,000	305,000	1,162,000	
	Ambassador Pablo R. Suarez, Jr. National High School	7,395,000	598,000	7,993,000	208,000
	Anda High School	4,024,000	508,000	4,532,000	150,000
	Anoling National High School	9,273,000	728,000	10,001,000	242,000
	Badiang National High School	6,899,000	706,000	7,605,000	219,000
	Bagongbanwa High School	1,743,000	401,000	2,144,000	150,000
	Bangwalog High School	-	522,000	522,000	212,000
	Basiao High School	2,174,000	490,000	2,664,000	150,000
	Bayawahan National High School	5,381,000	493,000	5,874,000	187,000
	Bonbonon High School	3,528,000	722,000	4,250,000	269,000
	Bugang National High School	8,345,000	692,000	9,037,000	292,000
	Bugsoc High School	5,740,000	512,000	6,252,000	218,000
	Bulilis High School	5,286,000	766,000	6,052,000	293,000
	Busao National High School	7,677,000	618,000	8,295,000	218,000
	Cabanugan Integrated School	4,697,000	540,000	5,237,000	182,000
	Cabul-an National High School	9,362,000	623,000	9,985,000	287,000
	Cagting High School	9,643,000	766,000	10,409,000	372,000
	Calabacita National High School	7,515,000	476,000	7,991,000	150,000
	Calituban High School	9,868,000	825,000	10,693,000	240,000
	Camaya-an National High School	15,768,000	1,065,000	16,833,000	525,000
	Cambagui-Calinginan Norte High School	6,644,000	572,000	7,216,000	220,000
	Cambansag High School	428,000	265,000	693,000	
	Cambuyo High School	2,724,000	476,000	3,200,000	207,000
	Campagao High School	1,286,000	402,000	1,688,000	
	Campamanog High School	-	444,000	444,000	150,000
	Canangcaan Integrated School	3,599,000	439,000	4,038,000	
	Candabong National High School	16,093,000	1,125,000	17,218,000	561,000
	Candijay High School	19,141,000	1,168,000	20,309,000	621,000
	Candijay Municipal High School	857,000	363,000	1,220,000	
	Candungao High School	3,784,000	385,000	4,169,000	150,000
	Canhayupon National High School	9,031,000	743,000	9,774,000	271,000
	Canlaas High School	4,439,000	543,000	4,982,000	150,000
	Canmaya Diot High School	-	375,000	375,000	
	Cantubod National High School	10,785,000	857,000	11,642,000	371,000
	Cataban Integrated School	6,610,000	661,000	7,271,000	150,000
	Catagdaan Integrated School	-	213,000	213,000	
	Cawayanan National High School	8,346,000	693,000	9,039,000	243,000
	Cayacay High School	2,608,000	605,000	3,213,000	213,000
	Cogtong National High School	10,055,000	874,000	10,929,000	464,000
	Concepcion National High School	7,932,000	644,000	8,576,000	326,000
	Cuaming High School	6,127,000	620,000	6,747,000	150,000
	Dagnawan Inabanga High School	7,073,000	568,000	7,641,000	150,000
	Danahaw Integrated School	3,589,000	412,000	4,001,000	150,000

REGION / SDO / SECONDARY SCHOOLS		JUNIOR HIGH SCHOOL			SENIOR HS
		PS	MOOE	TOTAL	MOOE
	Dauis National High School	10,626,000	755,000	11,381,000	292,000
	De La Paz High School	428,000	277,000	705,000	
	Dimiao National High School	12,989,000	922,000	13,911,000	430,000
	Don Aguedo Reyes Maboloc Memorial National High School	1,298,000	479,000	1,777,000	150,000
	Duero National High School	7,089,000	760,000	7,849,000	189,000
	Dusita High School	15,932,000	1,030,000	16,962,000	450,000
	Erico B. Aumentado High School	3,446,000	889,000	4,335,000	
	Estaca Integrated School	857,000	350,000	1,207,000	
	Eugenio V. Amores Memorial High School (Canmano HS)	9,576,000	719,000	10,295,000	297,000
	Faraon National High School	12,197,000	643,000	12,840,000	269,000
	Fatima National High School	9,902,000	622,000	10,524,000	210,000
	Felix E. Bompat High School	877,000	400,000	1,277,000	
	Fermin Tayabas National High School	4,941,000	509,000	5,450,000	150,000
	Francisco Dagohoy Memorial High School	6,699,000	579,000	7,278,000	150,000
	Garcia-Hernandez High School	12,915,000	1,059,000	13,974,000	482,000
	Gov. Jacinto Borja National High School	7,202,000	759,000	7,961,000	348,000
	Guindacpan High School	428,000	263,000	691,000	
	Guinobatan High School	428,000	225,000	653,000	
	Hagbuaya High School	4,573,000	527,000	5,100,000	150,000
	Haguilanan High School	6,524,000	534,000	7,058,000	150,000
	Hambabauran High School	-	420,000	420,000	150,000
	Handumon National High School	11,222,000	999,000	12,221,000	432,000
	Hinawanan National High School	10,143,000	811,000	10,954,000	374,000
	Hingotangan National High School	11,961,000	829,000	12,790,000	327,000
	Inabanga North Central Integrated School	7,447,000	618,000	8,065,000	150,000
	Isabel Gujol Memorial High School	4,970,000	476,000	5,446,000	150,000
	Jagna High School	10,438,000	844,000	11,282,000	403,000
	Japer Memorial High School	3,008,000	556,000	3,564,000	254,000
	Juanito-Paula Cruse High School	1,792,000	360,000	2,152,000	150,000
	Katipunan High School	-	566,000	566,000	150,000
	Kauswagan National High School (Hinlayagan Annex)	6,637,000	568,000	7,205,000	184,000
	Kinan-oan High School	12,509,000	783,000	13,292,000	385,000
	Lonoy Heroes Memorial High School	14,915,000	924,000	15,839,000	349,000
	Loon South National High School	9,443,000	769,000	10,212,000	374,000
	Lopez-Dano-Simbajon High School	-	203,000	203,000	
	Lourdes High School	1,714,000	385,000	2,099,000	190,000
	Lubang National High School	8,676,000	751,000	9,427,000	300,000
	Lundag Integrated School	-	201,000	201,000	
	Lungsodaan High School	857,000	327,000	1,184,000	150,000
	Mahanay High School	3,857,000	500,000	4,357,000	
	Mantacida National High School	12,102,000	575,000	12,677,000	219,000
	Maomawan Integrated School	428,000	316,000	744,000	
	Mayor Inocencio B. Mendez High School	6,054,000	891,000	6,945,000	529,000
	Mayor Pablo O. Lim Memorial High School	4,729,000	717,000	5,446,000	394,000
	Mayuga National High School	14,796,000	1,084,000	15,880,000	453,000
	Modesto G. Autida High School	857,000	345,000	1,202,000	
	Nan-od High School	3,467,000	473,000	3,940,000	150,000
	Nueva Esperanza Integrated School	857,000	273,000	1,130,000	
	Oy National High School	4,926,000	416,000	5,342,000	150,000
	Pamilacan High School	3,888,000	446,000	4,334,000	150,000
	Pandanon High School	3,477,000	627,000	4,104,000	
	Panghagban High School	5,738,000	545,000	6,283,000	218,000
	Pedro S. Budiongan High School	6,623,000	706,000	7,329,000	251,000
	Policronio S. Dano, Sr. High School	15,298,000	838,000	16,136,000	297,000
	Ponciana E. Leoligao High School	7,110,000	549,000	7,659,000	150,000
	Ponciano F. Ramasola, Sr. High School	8,542,000	598,000	9,140,000	180,000
	Ponciano L. Padin National High School	1,298,000	593,000	1,891,000	216,000
	Quezon High School	4,448,000	483,000	4,931,000	150,000
	Ricardo O. Boyles, Sr. National High School	-	211,000	211,000	
	Rizal High School	4,508,000	503,000	5,011,000	150,000
	San Isidro Integrated School, Sagbayan	3,216,000	386,000	3,602,000	150,000
	San Isidro Integrated School, Talibon	13,417,000	681,000	14,098,000	204,000
	San Jose High School, Mabini	3,653,000	422,000	4,075,000	150,000
	San Jose Integrated School	1,714,000	404,000	2,118,000	
	San Miguel-Puertos High School	4,409,000	630,000	5,039,000	222,000
	San Roque Integrated School	4,197,000	745,000	4,942,000	150,000

REGION / SDO / SECONDARY SCHOOLS		JUNIOR HIGH SCHOOL			SENIOR HS
		PS	MOOE	TOTAL	MOOE
	Sandingan National High School	18,941,000	1,230,000	20,171,000	637,000
	Sebastian A. Jala Memorial High School	3,654,000	425,000	4,079,000	150,000
	Sikatuna National Agricultural High School	-	554,000	554,000	188,000
	Soom Integrated School	4,408,000	693,000	5,101,000	210,000
	Sto. Niño High School	3,960,000	752,000	4,712,000	211,000
	Sto. Rosario Integrated School	428,000	251,000	679,000	
	Tambongan National High School	11,757,000	836,000	12,593,000	385,000
	Taming National High School	9,025,000	634,000	9,659,000	255,000
	Tangkigan Integrated School	2,155,000	354,000	2,509,000	
	Tapal Integrated School	3,470,000	446,000	3,916,000	150,000
	Tubigon West Central High School	25,800,000	1,420,000	27,220,000	737,000
	Tubod Monte Integrated School	1,743,000	376,000	2,119,000	150,000
	Tubog Integrated School	4,828,000	552,000	5,380,000	227,000
	Tupas High School	-	331,000	331,000	
	Ubojan Integrated School	857,000	323,000	1,180,000	
	Valeriano Ganas High School	428,000	326,000	754,000	
	Vallehermoso High School	857,000	425,000	1,282,000	161,000
	Zosimo Gulle Memorial National High School	15,333,000	975,000	16,308,000	477,000
	Division of Canlaon City	9,565,000	3,896,000	13,461,000	1,959,000
	Budlasan National High School Annex	7,693,000	668,000	8,361,000	150,000
	Jose B. Cardenas Memorial High School - Bayog Extension	-	420,000	420,000	165,000
	Jose B. Cardenas Memorial High School - Pula Extension	-	439,000	439,000	150,000
	Jose B. Cardenas Memorial High School - Tabalogo Extension	-	326,000	326,000	150,000
	Jose B. Cardenas Memorial High School - Uptown Annex	1,872,000	826,000	2,698,000	765,000
	Malaiba High School	-	437,000	437,000	213,000
	Masulog High School	-	780,000	780,000	366,000
	Division of Carcar City	95,466,000	8,694,000	104,160,000	3,494,000
	Division Office - Proper	1,704,000	-	1,704,000	-
	Can-asujan National High School	13,354,000	838,000	14,192,000	340,000
	Hunob National High School	-	344,000	344,000	
	Liburon National High School	7,452,000	910,000	8,362,000	282,000
	Maximiano Noel National High School (Guadalupe National High School)	24,541,000	1,471,000	26,012,000	621,000
	Ocaña National High School (Kalangyawon Extension)	-	425,000	425,000	150,000
	Perrelos National High School	9,115,000	831,000	9,946,000	273,000
	Pit-os National High School	-	310,000	310,000	150,000
	Puesto Integrated School	-	285,000	285,000	150,000
	Roberto Sato National High School	21,734,000	975,000	22,709,000	326,000
	Sacsac Integrated School	-	198,000	198,000	
	Tagaytay National High School	-	309,000	309,000	
	Tal-ut National High School	5,084,000	618,000	5,702,000	190,000
	Tuyom National High School	6,494,000	611,000	7,105,000	
	Tuyom Senior High School			-	802,000
	Valencia National High School	5,988,000	569,000	6,557,000	210,000
	Division of Cebu City	332,962,000	35,781,000	368,743,000	10,862,000
	Division Office - Proper	5,785,000	-	5,785,000	-
	Agsungot National High School	5,172,000	544,000	5,716,000	187,000
	Alaska High School	-	1,064,000	1,064,000	305,000
	Babag National High School	7,613,000	671,000	8,284,000	248,000
	Banilad National High School	1,999,000	972,000	2,971,000	325,000
	Barrio Luz National High School (Night)	20,390,000	1,438,000	21,828,000	150,000
	Basak Community High School	15,485,000	1,570,000	17,055,000	545,000
	Binaliw National High School	5,446,000	529,000	5,975,000	150,000
	Bitlang Integrated School	984,000	392,000	1,376,000	150,000
	Budlaan Integrated School	3,504,000	555,000	4,059,000	
	Bulacao National High School (Night)	18,742,000	1,635,000	20,377,000	366,000
	Cantipla Integrated School	2,650,000	484,000	3,134,000	150,000
	City Central National High School (Night)	23,239,000	1,690,000	24,929,000	366,000
	Dr. Emilio Osmeña National High School	2,197,000	562,000	2,759,000	173,000
	First High School for the Hearing Impaired	-	420,000	420,000	150,000
	Inayawan National High School (Night)	21,374,000	2,036,000	23,410,000	590,000
	Lahug National High School (Night)	33,128,000	2,680,000	35,808,000	945,000

REGION / SDO / SECONDARY SCHOOLS		JUNIOR HIGH SCHOOL			SENIOR HS
		PS	MOOE	TOTAL	MOOE
	Lusaran National High School	9,626,000	795,000	10,421,000	288,000
	Mabini Integrated School	5,316,000	477,000	5,793,000	150,000
	Malubog High School (Busay National High School Extension)	6,430,000	545,000	6,975,000	
	Oprra National High School (Night)	20,127,000	1,521,000	21,648,000	345,000
	Pamutan Integrated School	2,146,000	372,000	2,518,000	150,000
	Paril National High School	3,000,000	448,000	3,448,000	150,000
	Pasil National High School (Night)	-	588,000	588,000	158,000
	Punta Princesa National High School (Night)	13,867,000	1,213,000	15,080,000	502,000
	Quiot High School	-	1,050,000	1,050,000	
	Regino Mercado National High School (Night)	-	577,000	577,000	251,000
	Sibugay High School	4,791,000	571,000	5,362,000	150,000
	Sinsin National High School	4,348,000	462,000	4,810,000	150,000
	Sirao National High School	6,268,000	482,000	6,750,000	150,000
	Sudlon National High School	9,507,000	912,000	10,419,000	347,000
	Tabunan National High School	1,286,000	379,000	1,665,000	150,000
	Tagba-o National High School	-	318,000	318,000	
	Taptap Integrated School	857,000	376,000	1,233,000	166,000
	Tejero National High School (Night)	28,762,000	2,225,000	30,987,000	442,000
	Tisa Night High School	17,095,000	2,387,000	19,482,000	1,554,000
	Toong National High School (Night)	2,740,000	653,000	3,393,000	335,000
	Vicente B. Cosido Memorial National High School (Cambinocot National High School)	6,299,000	617,000	6,916,000	208,000
	Zapatera National High School (Night)	22,789,000	1,571,000	24,360,000	416,000
	Division of Cebu Province	876,063,000	168,476,000	1,044,539,000	66,300,000
	Division Office - Proper	18,440,000	-	18,440,000	-
	Alcantara National High School (Badian NHS - Alcantara NHS Extension)	428,000	919,000	1,347,000	810,000
	Alcoy High School - Nug-as National High School	-	838,000	838,000	268,000
	Alcoy National High School	27,006,000	1,846,000	28,852,000	713,000
	Anapog Integrated School	-	467,000	467,000	150,000
	Angilan National High School	-	657,000	657,000	369,000
	Antipolo Integrated School	-	455,000	455,000	
	Arcelo Memorial National High School (San Vicente MNHS) - Arcelo Memorial National High School - Night HS	857,000	349,000	1,206,000	150,000
	Arcelo Memorial National High School (San Vicente MNHS)- Poblacion Extension	-	3,261,000	3,261,000	3,506,000
	Argao National High School	34,777,000	3,017,000	37,794,000	2,206,000
	Argawanon Integrated School	2,142,000	698,000	2,840,000	284,000
	B. Minolos Integrated School	-	464,000	464,000	
	Badian National High School - Manduyong Extension	-	487,000	487,000	
	Badian National High School - Sanlagaan Extension	-	430,000	430,000	
	Badian National High School - Tubod National High School Extension	-	509,000	509,000	192,000
	Bagalnga Integrated School	2,571,000	695,000	3,266,000	189,000
	Bakhawan National High School	8,313,000	745,000	9,058,000	284,000
	Bala National High School - Busay National High School Extension	-	525,000	525,000	150,000
	Balao National High School	14,164,000	1,088,000	15,252,000	458,000
	Balungag National High School	-	373,000	373,000	156,000
	Bantayan National High School - Putian Annex	-	1,734,000	1,734,000	853,000
	Bantayan Science High School	5,203,000	504,000	5,707,000	364,000
	Batad Integrated School	-	375,000	375,000	
	Biasong National High School	-	422,000	422,000	150,000
	Boljoon National High School - El Pardo Extension	-	645,000	645,000	170,000
	Boljoon National High School - Lunop Extension	-	527,000	527,000	150,000
	Bonbon Integrated School	-	492,000	492,000	
	Botigues Integrated School	-	591,000	591,000	
	Buanoy National High School - Cabagdalan NHS Extension	-	458,000	458,000	150,000
	Buanoy National High School - Gaas NHS Extension	-	574,000	574,000	251,000
	Buanoy National High School - Ginatilan NHS Extension	923,000	458,000	1,381,000	150,000
	Buanoy National High School - Lamesa NHS Extension	-	621,000	621,000	288,000
	Buanoy National High School - Nangka NHS Extension	-	1,777,000	1,777,000	1,833,000
	Buanoy National High School - Night Extension	10,457,000	613,000	11,070,000	150,000
	Bugho Integrated School, Moalboal	-	330,000	330,000	
	Bugho Integrated School, San Fernando	-	279,000	279,000	

REGION / SDO / SECONDARY SCHOOLS		JUNIOR HIGH SCHOOL			SENIOR HS
		PS	MOOE	TOTAL	MOOE
	Bulangsuran Integrated School	1,286,000	446,000	1,732,000	
	Bulasa National High School	8,505,000	877,000	9,382,000	276,000
	Bunakan Integrated School	3,857,000	741,000	4,598,000	
	Busogon Integrated School	-	352,000	352,000	150,000
	Cabadiangan Integrated School, Alcantara	2,999,000	567,000	3,566,000	
	Cabadiangan Integrated School, Compostela	-	457,000	457,000	
	Cabatbatan Integrated School	-	319,000	319,000	
	Cadulawan Integrated School	-	236,000	236,000	
	Calambua Integrated School	4,285,000	553,000	4,838,000	150,000
	Calape National High School - Baterina Extension	-	588,000	588,000	394,000
	Calape National High School - Carnaza NHS Extension	-	533,000	533,000	166,000
	Calape National High School - Malingin NHS Extension	-	507,000	507,000	293,000
	Calape National High School - Tominjao Extension	776,000	920,000	1,696,000	427,000
	Calatagan Integrated School	-	203,000	203,000	
	Calbasaan Integrated School	-	282,000	282,000	
	Calero Integrated School	1,714,000	720,000	2,434,000	422,000
	Calumboyan National High School (Teodoro B. Dosados Memorial National High School)	15,026,000	850,000	15,876,000	303,000
	Camotes National High School - Cabongan NHS Extension	-	1,474,000	1,474,000	864,000
	Camp 7 National High School	9,398,000	829,000	10,227,000	231,000
	Campo Integrated School	-	193,000	193,000	
	Cañang National High School - Oslob National High School Extension	-	391,000	391,000	150,000
	Canhabagat Integrated School	-	370,000	370,000	
	Cansaloay Integrated School	2,999,000	430,000	3,429,000	150,000
	Caputatan Norte Integrated School	-	364,000	364,000	
	Carmen National High School - Cawasan National High School	-	397,000	397,000	150,000
	Carmen National High School - Cabalawan NHS	-	622,000	622,000	261,000
	Carmen National High School - Cantumog NHS	-	1,242,000	1,242,000	474,000
	Carmen National High School - Night Extension	-	316,000	316,000	302,000
	Casay National High School	15,244,000	1,175,000	16,419,000	377,000
	Catarman Integrated School	-	586,000	586,000	
	Catmon Integrated School	3,428,000	1,464,000	4,892,000	927,000
	Catmon National High School - Ceferino Sususco NHS	-	621,000	621,000	176,000
	Catmon National High School - Tinabyonan NHS Extension	-	546,000	546,000	150,000
	Cawayan National High School	8,903,000	751,000	9,654,000	311,000
	Ciriaco V. Parabela Integrated School	-	237,000	237,000	
	Cogon National High School - Hipolito Boquecosa MNHS (Bullogan National High School Extension)	-	413,000	413,000	176,000
	Colawin National High School - Mandilikit Extension	798,000	377,000	1,175,000	161,000
	Colonia National High School	13,629,000	1,154,000	14,783,000	477,000
	Compostela National High School - Evening Class	2,999,000	376,000	3,375,000	321,000
	Consolacion National High School - Consolacion Night HS	-	1,259,000	1,259,000	676,000
	Consolacion National High School - Jugan NHS Extension	428,000	1,100,000	1,528,000	435,000
	Consolacion National High School - Pulpogan NHS Extension	-	938,000	938,000	525,000
	Consolacion National High School - Tolotolo National High School Extension	-	478,000	478,000	153,000
	Consolacion National High School - Tugbungan NHS	-	1,127,000	1,127,000	382,000
	Consuelo National High School	12,175,000	971,000	13,146,000	469,000
	Cordova National High School	31,028,000	2,247,000	33,275,000	2,138,000
	Cuanos Integrated School	-	476,000	476,000	
	Daanbantayan National High School - SK Luis P. Cañete, Sr. Extension	-	392,000	392,000	150,000
	Daantabogon National High School (Doña Liling Neis Negapatan Memorial NHS-Daantabogon NHS Extension)	449,000	425,000	874,000	168,000
	Dalaguete National High School - Calerohan NHS	-	722,000	722,000	222,000
	Dalaguete National High School - Caliongan NHS	-	777,000	777,000	150,000
	Dalaguete National High School - Manlapay NHS	-	803,000	803,000	410,000
	Dalaguete National High School - Mantalongan NHS	-	2,314,000	2,314,000	1,156,000
	Dalid Integrated School	-	204,000	204,000	
	Dapdap Integrated School	-	299,000	299,000	
	Dapdap National High School	16,559,000	915,000	17,474,000	171,000
	Don Esteban Nolasco Memorial National High School	6,087,000	521,000	6,608,000	150,000
	Don Esteban Nolasco Memorial National High School - Horacio Franco MNHS Extension	523,000	461,000	984,000	166,000
	Don Felomino M. Torres Memorial National High School	1,784,000	489,000	2,273,000	213,000

REGION / SDO / SECONDARY SCHOOLS		JUNIOR HIGH SCHOOL			SENIOR HS
		PS	MOOE	TOTAL	MOOE
	Dofia Liling Neis Negapatan Memorial National High School - Loreto Remedios National High School Extension	-	414,000	414,000	156,000
	Dumalan National High School	-	592,000	592,000	
	Dumanjug National High School, Bitoon National Vocational High School, Poblacion Extension	489,000	1,590,000	2,079,000	1,074,000
	Esperanza Integrated School	-	250,000	250,000	
	Estaca Integrated School	-	302,000	302,000	
	Garing National High School	10,055,000	822,000	10,877,000	170,000
	Garing National High School - Lanipga NHS Extension	496,000	372,000	868,000	150,000
	Gibitngil Integrated School	2,142,000	478,000	2,620,000	161,000
	Giloctog National High School	12,286,000	740,000	13,026,000	150,000
	Giloctog National High School, Bolocboloc NHS Extension	-	475,000	475,000	153,000
	Gilutongan Integrated School	3,428,000	475,000	3,903,000	
	Ginatilan Integrated School	-	535,000	535,000	
	Greenhills National High School	7,658,000	570,000	8,228,000	173,000
	Guindaruhan National High School	9,612,000	1,057,000	10,669,000	342,000
	Guiwanon National High School	12,619,000	867,000	13,486,000	377,000
	Hagnaya Integrated School	-	370,000	370,000	
	Hilantagaan National High School Extension	-	799,000	799,000	352,000
	Hilotongan Integrated School	5,141,000	606,000	5,747,000	150,000
	Ilaya Integrated School	-	306,000	306,000	
	Ilihan Integrated School	2,999,000	800,000	3,799,000	372,000
	Inghoy National High School	857,000	401,000	1,258,000	150,000
	Ireneo V. Diamante National High School	857,000	628,000	1,485,000	212,000
	Jose Chona Jo Integrated School	27,125,000	2,235,000	29,360,000	1,038,000
	Jose R. Martinez Memorial National High School	2,580,000	418,000	2,998,000	150,000
	Juanco and Placida Padayao National High School	798,000	496,000	1,294,000	238,000
	Julian Enad National High School	5,688,000	708,000	6,396,000	300,000
	Jumangpas National High School - Samboan Extension	-	571,000	571,000	202,000
	Kabalawan Integrated School	-	370,000	370,000	
	Kal-anan National High School	10,882,000	822,000	11,704,000	227,000
	Kalangahan National High School	-	512,000	512,000	150,000
	Kanluma Integrated School	-	245,000	245,000	
	Kansi National High School	4,285,000	531,000	4,816,000	150,000
	Kantubaon Integrated School	-	265,000	265,000	
	Kawit National High School - Almacin Torrevillas National High School (Lamintak) Extension	13,971,000	1,089,000	15,060,000	413,000
	Kawit National High School - Curva NHS Extension	-	982,000	982,000	500,000
	Kawit National High School - Medellin Science NHS Extension	-	533,000	533,000	205,000
	Kinartacan National High School	-	1,095,000	1,095,000	621,000
	Kinawahan Integrated School	857,000	499,000	1,356,000	150,000
	Kodia Integrated School	857,000	500,000	1,357,000	
	Lamak National High School	1,714,000	508,000	2,222,000	218,000
	Lanao Integrated School	-	304,000	304,000	
	Lanao National High School	10,758,000	739,000	11,497,000	251,000
	Lanao National High School - Pilar Dapdap NHS Extension	-	351,000	351,000	150,000
	Langin National High School - Ronda National High School Poblacion Extension	-	906,000	906,000	600,000
	Lantawan Integrated School	428,000	434,000	862,000	150,000
	Lataban National High School	-	506,000	506,000	150,000
	Libaong National High School	7,587,000	591,000	8,178,000	171,000
	Liki Integrated School	1,286,000	450,000	1,736,000	150,000
	Liloan National High School Extension Don Bosco	445,000	861,000	1,306,000	150,000
	Lipayran Integrated School	-	561,000	561,000	
	Logon National High School	-	833,000	833,000	292,000
	Looc Integrated School	-	201,000	201,000	
	Lorenzo S. Tanza Memorial National High School (Union National High School)	15,047,000	1,293,000	16,340,000	672,000
	Lubo Integrated School	-	265,000	265,000	
	Luciano B. Rama, Sr. Memorial National High School - Zosimo E. Fabroa MNHS Extension	3,457,000	583,000	4,040,000	330,000
	Luciano B. Rama, Sr. Memorial National High School (Esperanza National High School)	21,070,000	1,341,000	22,411,000	651,000
	Lucio O. Arquillano Integrated School	-	359,000	359,000	
	Luhod National High School	8,087,000	723,000	8,810,000	334,000
	Lusong National High School	-	285,000	285,000	

REGION / SDO / SECONDARY SCHOOLS		JUNIOR HIGH SCHOOL			SENIOR HS
		PS	MOOE	TOTAL	MOOE
	Luyang National High School	-	650,000	650,000	361,000
	Mabunao National High School - Juan Pamplona Extension	-	355,000	355,000	150,000
	Madridejos National High School	-	725,000	725,000	424,000
	Madridejos National High School - San Agustin High School Extension	-	988,000	988,000	482,000
	Magsico National High School	14,058,000	996,000	15,054,000	553,000
	Mahanlud National High School	428,000	311,000	739,000	150,000
	Malolos National High School	7,655,000	756,000	8,411,000	297,000
	Manatad National High School	4,716,000	622,000	5,338,000	210,000
	Manduang Integrated School	-	356,000	356,000	
	Mangaco Integrated School	1,714,000	376,000	2,090,000	
	Manguiao National High School	-	577,000	577,000	224,000
	Mangyan National High School	5,082,000	496,000	5,578,000	161,000
	Maño Integrated School	-	358,000	358,000	
	Mantalongon National High School	34,150,000	2,267,000	36,417,000	875,000
	Mar & Dorie Darunday National High School (Mangase National High School)	3,428,000	580,000	4,008,000	186,000
	Marikaban Integrated School	2,142,000	635,000	2,777,000	184,000
	Medellin High School (Kawit National High School Extension)	26,039,000	1,739,000	27,778,000	952,000
	Milan-Cantuod National High School	-	412,000	412,000	150,000
	Minglanilla Science High School	15,240,000	879,000	16,119,000	250,000
	Mohon Integrated School	5,141,000	552,000	5,693,000	
	Montaneza National High School - Cerdeña National High School Extension	5,380,000	488,000	5,868,000	150,000
	Montealegre National High School - Putat NHS Extension	-	683,000	683,000	324,000
	Montealegre National High School - Tuburan NHS Extension	-	2,663,000	2,663,000	2,724,000
	Montpeller National High School	-	473,000	473,000	196,000
	Mulao National High School - Compostela Science and Technology	4,838,000	766,000	5,604,000	274,000
	Nangka National High School	-	639,000	639,000	
	Oboob Integrated School	1,286,000	401,000	1,687,000	150,000
	Oslob National High School (Santander NHS) - Don Apolonio Abines, Sr. Memorial High School Extension	-	1,104,000	1,104,000	905,000
	Palanas Integrated School	857,000	406,000	1,263,000	150,000
	Panadtaran Integrated School	-	255,000	255,000	
	Pansoy Integrated School	-	381,000	381,000	
	Pasol-Pugalo Integrated School	4,713,000	496,000	5,209,000	150,000
	Patupat National High School - Cagay NHS Extension	-	508,000	508,000	232,000
	Patupat National High School (Guibungan NHS Extension)	-	531,000	531,000	180,000
	Paulo Gallarde, Sr. Integrated School	-	251,000	251,000	
	Paypay National High School (Calape National High School - Paypay NHS Extension)	5,023,000	630,000	5,653,000	294,000
	Pilar National High School	15,814,000	906,000	16,720,000	316,000
	Pilipog Night High School	-	284,000	284,000	
	Pinamungajan National High School - Anapog NHS Extension	787,000	615,000	1,402,000	340,000
	Pinamungajan National High School - Anislag NHS Extension	-	548,000	548,000	165,000
	Pinamungajan National High School - Lut-od NHS Extension	787,000	654,000	1,441,000	248,000
	Pinamungajan National High School - Night Extension	-	308,000	308,000	171,000
	Puertobello National High School	13,674,000	950,000	14,624,000	316,000
	Puertobello National High School - Poblacion Extension	-	473,000	473,000	204,000
	Pungtod National High School	-	491,000	491,000	194,000
	Rosario National High School	15,027,000	1,118,000	16,145,000	353,000
	S. Duterte Integrated School	-	218,000	218,000	
	Salag National High School	3,918,000	441,000	4,359,000	150,000
	Salamanca National High School	8,433,000	602,000	9,035,000	150,000
	Samboan High School (San Sebastian National High School Extension)	24,651,000	1,781,000	26,432,000	835,000
	San Antonio Integrated School	-	235,000	235,000	
	San Fernando National High School	16,702,000	1,188,000	17,890,000	374,000
	San Fernando Open & Night High School	-	251,000	251,000	
	San Jose National High School	11,368,000	946,000	12,314,000	292,000
	San Miguel National High School	13,979,000	997,000	14,976,000	335,000
	Sangat National High School - Balud NHS Extension	4,033,000	880,000	4,913,000	525,000
	Santa Cruz National High School	-	188,000	188,000	
	Santa Fe National High School - Doong NHS Extension	-	567,000	567,000	513,000
	Santa Filomena National High School	32,482,000	1,427,000	33,909,000	343,000

REGION / SDO / SECONDARY SCHOOLS		JUNIOR HIGH SCHOOL			SENIOR HS
		PS	MOOE	TOTAL	MOOE
	Santa Lucia National High School - Sta. Rita Extension	-	591,000	591,000	321,000
	Santiago National High School	8,053,000	758,000	8,811,000	282,000
	Sillon Integrated School	1,580,000	729,000	2,309,000	330,000
	Sogod National High School	-	628,000	628,000	
	Sorsogon National High School	-	471,000	471,000	150,000
	South Poblacion National High School - Math & Science School	-	303,000	303,000	
	Sta. Rita Integrated School	-	251,000	251,000	
	Sulungan Integrated School	3,857,000	768,000	4,625,000	308,000
	Sumon Integrated School	-	258,000	258,000	
	Tabunan Integrated School	-	269,000	269,000	
	Tabunan National High School - Bongdo NHS Extension	-	416,000	416,000	176,000
	Tabunan National High School - Borbon NHS Extension	-	840,000	840,000	609,000
	Tabunan National High School - Campusong NHS Extension	-	369,000	369,000	150,000
	Tabunan National High School - Doña Milagros NHS Extension	-	555,000	555,000	271,000
	Tabunan National High School - Liki NHS Extension	-	648,000	648,000	413,000
	Tabunan National High School - Mohon NHS Extension	-	664,000	664,000	385,000
	Tag-ubi Integrated School	-	261,000	261,000	
	Talaga National High School	11,192,000	922,000	12,114,000	288,000
	Talisay Integrated School	-	336,000	336,000	
	Taloot Integrated School	-	456,000	456,000	
	Tambongon Integrated School	-	545,000	545,000	208,000
	Tamiao Integrated School	-	435,000	435,000	
	Tampaan Integrated School	-	269,000	269,000	
	Tan-awan National High School	4,713,000	539,000	5,252,000	150,000
	Tapilon National High School (Calape National High School - Tapilon Extension)	10,500,000	945,000	11,445,000	469,000
	Teodoro de la Vega (Kalidngan) National High School	9,372,000	849,000	10,221,000	326,000
	Tindog Integrated School	-	336,000	336,000	
	Tinubdan Integrated School	-	437,000	437,000	
	Tonggo Integrated School	-	344,000	344,000	
	Tubod (San Fernando) National High School	4,524,000	459,000	4,983,000	150,000
	Tulang Integrated School	2,142,000	520,000	2,662,000	
	Tumalog Integrated School	-	260,000	260,000	
	Tungkil National High School	857,000	608,000	1,465,000	150,000
	Tuyokon Integrated School	-	250,000	250,000	
	Usmad National High School - Calagasan NHS Extension	-	455,000	455,000	177,000
	Usmad National High School - Cansuje NHS Extension	-	643,000	643,000	159,000
	Vito National High School	11,865,000	1,490,000	13,355,000	273,000
	Willy B. Wenceslao National High School	6,856,000	817,000	7,673,000	271,000
	Zaragosa Integrated School	1,286,000	375,000	1,661,000	
	Division of Danao City	160,429,000	19,083,000	179,512,000	4,837,000
	Division Office - Proper	2,974,000	-	2,974,000	-
	B. Durano Integrated School	866,000	448,000	1,314,000	
	B. Enriquez Integrated School	1,723,000	340,000	2,063,000	
	Baliang National High School	2,718,000	407,000	3,125,000	150,000
	Bayabas Integrated School	857,000	389,000	1,246,000	
	Beatriz D. Durano Memorial National High School	30,475,000	1,651,000	32,126,000	
	Bibiana Mercado Integrated School	18,825,000	1,369,000	20,194,000	
	Binaliw Integrated School	866,000	466,000	1,332,000	
	Cahumayan Senior High School			-	554,000
	Cambubho Integrated School	-	347,000	347,000	
	Cogon Cruz Integrated School	8,228,000	678,000	8,906,000	
	D. T. Durano Memorial Integrated School	4,757,000	1,281,000	6,038,000	
	Dungga Integrated School	428,000	238,000	666,000	
	Eduardo Gorre Memorial Integrated School	6,863,000	531,000	7,394,000	161,000
	Elpidio H. Perez Memorial Technical-Vocational High School	9,744,000	868,000	10,612,000	368,000
	Gerardo Ypil Integrated School	437,000	259,000	696,000	
	Guinacot Integrated School	6,296,000	738,000	7,034,000	
	Langosig Integrated School	-	340,000	340,000	
	Lawaan National High School - Sabang NHS Extension	15,614,000	1,211,000	16,825,000	
	Malapoc Integrated School	-	458,000	458,000	
	Malapoc National High School	-	284,000	284,000	
	Maslog National High School	11,039,000	1,143,000	12,182,000	958,000
	Nicolas U. Tiongko Memorial National High School	1,859,000	444,000	2,303,000	245,000
	Pili Integrated School	857,000	303,000	1,160,000	

REGION / SDO / SECONDARY SCHOOLS		JUNIOR HIGH SCHOOL			SENIOR HS
		PS	MOOE	TOTAL	MOOE
	Quisol Integrated School	-	324,000	324,000	
	Ramon M. Durano, Sr. Foundation - Science and Technology Education Center	6,268,000	611,000	6,879,000	1,837,000
	Ramon M. Durano, Sr. Memorial National High School	10,382,000	829,000	11,211,000	
	Raymunda B. Hermosilla Integrated School	1,357,000	476,000	1,833,000	150,000
	S.A. Tecala Integrated School	431,000	298,000	729,000	
	Sacsac Integrated School	857,000	237,000	1,094,000	
	Sandayong Sur National High School	11,265,000	729,000	11,994,000	264,000
	Santican National High School	3,143,000	428,000	3,571,000	
	Sta. Rosa Integrated School	869,000	397,000	1,266,000	150,000
	Taytay Integrated School	431,000	561,000	992,000	
	Division of Dumaguete City	17,992,000	2,415,000	20,407,000	1,084,000
	Division Office - Proper	339,000	-	339,000	-
	Dumaguete City National High School, Camanjac	13,129,000	1,062,000	14,191,000	425,000
	Hermenegilda F. Gloria Memorial School	239,000	567,000	806,000	
	Piapi High School	4,285,000	786,000	5,071,000	659,000
	Division of Guihulngan City	84,630,000	9,534,000	94,164,000	3,799,000
	Division Office - Proper	1,529,000	-	1,529,000	-
	Balogo National High School	1,286,000	270,000	1,556,000	
	Buenavista High School	3,857,000	418,000	4,275,000	161,000
	Calamba National High School	-	230,000	230,000	
	Guihulngan National Agricultural School	7,761,000	547,000	8,308,000	165,000
	Guihulngan National High School - Lip-o Extension	-	399,000	399,000	150,000
	Guihulngan National High School - Maculos Extension	-	427,000	427,000	150,000
	Guihulngan National High School - P. Binobohan Annex	-	455,000	455,000	153,000
	Guihulngan National High School, Hilaitan	46,953,000	1,892,000	48,845,000	677,000
	Guihulngan National High School-Hilaitan (Hibaiyo Annex)	1,714,000	368,000	2,082,000	150,000
	Hinakpan National High School	-	209,000	209,000	
	Linantuyan High School	-	600,000	600,000	203,000
	Magsaysay High School	3,857,000	458,000	4,315,000	205,000
	Maximina Lim Tabilon High School	-	227,000	227,000	
	P. Zamora High School	3,428,000	496,000	3,924,000	255,000
	Pinucauan High School	3,528,000	508,000	4,036,000	150,000
	Planas National High School	428,000	314,000	742,000	
	Sandayao High School	2,930,000	606,000	3,536,000	212,000
	Tagbino Provincial High School - Guba High School Annex	-	467,000	467,000	238,000
	Tagbino Senior High School			-	542,000
	Trinidad High School	7,359,000	643,000	8,002,000	388,000
	Division of Lapu-Lapu City	34,329,000	11,274,000	45,603,000	1,570,000
	Division Office - Proper	427,000	-	427,000	-
	Babag National High School - Babag Night HS Extension	610,000	389,000	999,000	
	Babag National High School, Poblacion Night High School Extension	809,000	366,000	1,175,000	
	Bankal National High School - Abuno HS Extension	776,000	909,000	1,685,000	
	Bankal National High School - Maribago HS Extension	-	972,000	972,000	
	Bankal Night High School	-	385,000	385,000	
	Buyong High School	1,286,000	441,000	1,727,000	
	Gun-ob High School	-	1,169,000	1,169,000	
	Mactan National High School - Punta Engano HS Extension	787,000	745,000	1,532,000	
	Marigondon National High School - Basak Night High School Extension	615,000	673,000	1,288,000	
	Marigondon National High School - Gun-ob Night High School	1,303,000	389,000	1,692,000	
	Marigondon National High School - Science and Technology Education Center Extension	787,000	373,000	1,160,000	561,000
	Marigondon National High School - Sudtonggan Night High School	-	596,000	596,000	
	Nemesio-Epifania Taneo Memorial High School	16,042,000	1,471,000	17,513,000	1,009,000
	Pajo National High School - Pajo Night High School	787,000	318,000	1,105,000	
	Pajo National High School - Pasay North MAB Annex	5,958,000	622,000	6,580,000	
	Pusok National High School - Pusod Night High School	776,000	350,000	1,126,000	
	Sta. Rosa National High School - Caubian HS Extension	1,468,000	370,000	1,838,000	
	Sta. Rosa National High School - Pangan-an HS Extension	1,041,000	445,000	1,486,000	
	Tungasan High School	857,000	291,000	1,148,000	

REGION / SDO / SECONDARY SCHOOLS			JUNIOR HIGH SCHOOL			SENIOR HS
			PS	MOOE	TOTAL	MOOE
	Division of Mandaue City		71,209,000	8,846,000	80,055,000	2,717,000
	Division Office - Proper		1,113,000	-	1,113,000	-
	Banilad National High School (Cabancalan NHS Extension)		-	567,000	567,000	
	Canduman National High School - Tabok High School		15,013,000	1,372,000	16,385,000	
	Canduman National High School - Pagsabungan High School		11,056,000	1,291,000	12,347,000	
	Casili Night High School		4,947,000	628,000	5,575,000	
	Maguikay High School		6,605,000	980,000	7,585,000	150,000
	Mandaue City Comprehensive National High School - Labogon National High School Extension		21,753,000	1,928,000	23,681,000	1,310,000
	Mandaue City Comprehensive National High School - Mandaue City Night High School Extension		820,000	-	820,000	
	Mandaue City Comprehensive National High School - Mandaue City Science High School Extension		5,889,000	615,000	6,504,000	276,000
	Mandaue City School For The Arts		4,013,000	404,000	4,417,000	150,000
	Mandaue SPED Center High School		-	408,000	408,000	150,000
	Tingub High School		-	653,000	653,000	681,000
	Division of Naga City		130,551,000	13,028,000	143,579,000	3,913,000
	Division Office - Proper		2,214,000	-	2,214,000	-
	Alpaco National High School		6,460,000	654,000	7,114,000	273,000
	Antonio R. Lapiz Memorial National High School		2,756,000	546,000	3,302,000	
	Bairan National High School		-	222,000	222,000	
	Balirong National High School		15,272,000	736,000	16,008,000	
	Cabuan National High School		2,220,000	368,000	2,588,000	150,000
	Cantao-an National High School		5,740,000	629,000	6,369,000	150,000
	City of Naga Integrated Center for Science, Technology, Culture and Arts		3,446,000	593,000	4,039,000	150,000
	Cogon National High School		4,183,000	382,000	4,565,000	150,000
	Don Emilio Canonigo Memorial National High School		13,495,000	872,000	14,367,000	442,000
	Inayagan National High School		5,692,000	951,000	6,643,000	150,000
	Lanas National High School		3,193,000	483,000	3,676,000	150,000
	Lutac National High School		6,114,000	603,000	6,717,000	
	Mainit National High School		2,885,000	550,000	3,435,000	150,000
	Mayana National High School		2,660,000	421,000	3,081,000	150,000
	Naalad National High School		4,362,000	576,000	4,938,000	150,000
	Naga Special Education (SPED) Center		2,676,000	288,000	2,964,000	150,000
	NPC-Colon Integrated School		-	253,000	253,000	
	Placido L. Señor National High School		24,908,000	1,791,000	26,699,000	282,000
	Tagjaguimit National High School		4,441,000	558,000	4,999,000	
	Tina-an National High School		5,115,000	603,000	5,718,000	627,000
	Uling National High School		12,719,000	949,000	13,668,000	
	Uling Senior High School				-	789,000
	Division of Negros Oriental		223,455,000	50,523,000	273,978,000	21,367,000
	Division Office - Proper		3,824,000	-	3,824,000	-
	Amio Comprehensive High School		13,168,000	710,000	13,878,000	222,000
	Amlan National High School - Jugno Campus		-	367,000	367,000	150,000
	Antonio B. Alejado Memorial National High School (Magaso High School)		-	437,000	437,000	150,000
	Apo High School		-	294,000	294,000	150,000
	Apolinar Macias National High School (Casile Provincial Community High School)		5,071,000	430,000	5,501,000	150,000
	Avocado High School		2,142,000	323,000	2,465,000	150,000
	Ayungon National High School - Carol-an Extension		-	443,000	443,000	150,000
	Ayungon Science High School		428,000	331,000	759,000	156,000
	Bacong High School		6,877,000	1,013,000	7,890,000	382,000
	Bagtic National High School		8,198,000	661,000	8,859,000	212,000
	Bangcal High School		1,714,000	395,000	2,109,000	150,000
	Barras Annex National High School		820,000	463,000	1,283,000	168,000
	Buntod High School		-	340,000	340,000	150,000
	Cabangahan High School		-	596,000	596,000	176,000
	Cambalocot High School		-	377,000	377,000	150,000
	Cambonbon High School		-	385,000	385,000	150,000
	Campanun-an High School		4,317,000	467,000	4,784,000	150,000
	Candugay High School (Siaton National High School Annex)		820,000	563,000	1,383,000	310,000

REGION / SDO / SECONDARY SCHOOLS		JUNIOR HIGH SCHOOL			SENIOR HS
		PS	MOOE	TOTAL	MOOE
	Canggohob High School	4,018,000	437,000	4,455,000	165,000
	Cansal-ing Provincial Community High School	-	368,000	368,000	150,000
	Caticugan High School	-	487,000	487,000	150,000
	Cawitan High School	-	1,008,000	1,008,000	460,000
	Dahile Provincial Community High School Extension	1,226,000	727,000	1,953,000	435,000
	Dauin Science High School	-	381,000	381,000	201,000
	Demetrio L. Alviola National High School - Cabcanan Annex	981,000	607,000	1,588,000	150,000
	Demetrio L. Alviola National High School - Nalundan Extension	-	565,000	565,000	187,000
	Dr. Ernesto A. Uy, Sr. National High School	2,142,000	406,000	2,548,000	
	Froilan A. Alanano Memorial High School	-	365,000	365,000	150,000
	Giligaon High School	-	654,000	654,000	264,000
	Gregorio Elmaga Memorial High School	4,881,000	500,000	5,381,000	150,000
	Inapoy Provincial Comprehensive High School	5,029,000	592,000	5,621,000	150,000
	Jantianon National High School	787,000	494,000	1,281,000	200,000
	Jimalalud National High School - Tamao Extension	-	479,000	479,000	150,000
	Kakha High School	-	387,000	387,000	150,000
	Kaladias High School	857,000	290,000	1,147,000	
	Kauswagan High School	-	436,000	436,000	150,000
	Lorenza P. Palarpalar Memorial High School (Bonbonon Provincial Community High School)	787,000	389,000	1,176,000	150,000
	Mabato Provincial Community High School	-	635,000	635,000	321,000
	Mabinay National High School - Manlingay Annex	-	439,000	439,000	150,000
	Mabinay National High School - Tarra Annex	2,146,000	647,000	2,793,000	340,000
	Mabinay Science High School	-	326,000	326,000	150,000
	Mainit High School	-	382,000	382,000	150,000
	Maloh Provincial Community High School	-	723,000	723,000	534,000
	Malongcay High School	-	384,000	384,000	150,000
	Manjuyod National High School - Panciao Extension	-	359,000	359,000	150,000
	Manjuyod Science High School	-	345,000	345,000	150,000
	Mantiquil Masaligan High School	-	474,000	474,000	150,000
	Matauta Community High School	857,000	351,000	1,208,000	
	Mayaposi Comprehensive High School	-	552,000	552,000	207,000
	Milagrosa High School	1,374,000	504,000	1,878,000	150,000
	Nagbalaye High School	4,748,000	711,000	5,459,000	222,000
	Nagbinlod High School	-	497,000	497,000	153,000
	Napacao High School	-	412,000	412,000	150,000
	Obat High School	1,718,000	795,000	2,513,000	379,000
	Owacan Provincial Community High School	1,940,000	684,000	2,624,000	363,000
	Pacuan Provincial Community High School	23,938,000	1,577,000	25,515,000	769,000
	Palayuhan High School	-	425,000	425,000	150,000
	Paniabonan High School (Mabinay NHS Annex)	18,707,000	1,544,000	20,251,000	727,000
	Pantao National High School	8,827,000	806,000	9,633,000	238,000
	Pedro Abul Memorial High School	-	386,000	386,000	150,000
	Pinalubngan Community High School	8,019,000	703,000	8,722,000	210,000
	Pulangbato National High School	12,306,000	769,000	13,075,000	
	Pulangbato National Senior High School			-	407,000
	Sampinitan Provincial Community High School	927,000	588,000	1,515,000	224,000
	San Antonio High School	798,000	425,000	1,223,000	150,000
	San Miguel High School	8,540,000	493,000	9,033,000	168,000
	San Miguel Provincial Community High School	6,310,000	1,179,000	7,489,000	364,000
	Siapo High School	-	401,000	401,000	150,000
	Siaton Science High School	2,073,000	337,000	2,410,000	242,000
	Sibulan National High School - Ajong Unit	1,288,000	618,000	1,906,000	238,000
	Sibulan National High School - Balugo Extension	-	442,000	442,000	200,000
	Sibulan National High School - Enrique Villanueva Extension	-	401,000	401,000	150,000
	Sibulan National High School - Maningcao Extension	776,000	414,000	1,190,000	150,000
	Sibulan National High School - Maslong Extension	-	389,000	389,000	150,000
	Sibulan Night High School	2,892,000	442,000	3,334,000	229,000
	Sibulan Science High School	-	328,000	328,000	150,000
	Silab Community High School Annex	-	494,000	494,000	313,000
	Sta. Catalina High School	820,000	1,459,000	2,279,000	1,412,000
	Sta. Catalina Science High School	-	453,000	453,000	150,000
	Sumaliring High School (Inalad High School)	-	1,281,000	1,281,000	854,000
	Tambulan Community High School	1,286,000	447,000	1,733,000	
	Tamlang High School	-	333,000	333,000	150,000
	Tampi National High School	30,720,000	1,333,000	32,053,000	466,000

REGION / SDO / SECONDARY SCHOOLS		JUNIOR HIGH SCHOOL			SENIOR HS
		PS	MOOE	TOTAL	MOOE
	Tampi National High School - San Jose High School Annex	711,000	884,000	1,595,000	558,000
	Tayasan National High School (Bago Extension)	6,852,000	923,000	7,775,000	368,000
	Tayasan Science High School	-	361,000	361,000	150,000
	Tubigon High School - Sibulan National High School Annex	-	360,000	360,000	150,000
	Tubtubon High School	-	561,000	561,000	248,000
	Valencia National High School - Balugo High School Extension	1,353,000	669,000	2,022,000	475,000
	Valencia National High School- Dobdob Extension	-	365,000	365,000	150,000
	Zamboangita Science High School	5,442,000	546,000	5,988,000	150,000
	Division of Siquijor	81,009,000	8,302,000	89,311,000	2,759,000
	Division Office - Proper	1,446,000	-	1,446,000	-
	Banban National High School	9,925,000	817,000	10,742,000	358,000
	Basac National High School (Enrique Villanueva NHS - Siquijor)	7,041,000	757,000	7,798,000	224,000
	Cabulihan Integrated School	4,641,000	420,000	5,061,000	150,000
	Candaping National High School	13,594,000	1,133,000	14,727,000	495,000
	Catulayan National High School	7,173,000	887,000	8,060,000	408,000
	Kinamandagan High School	5,633,000	561,000	6,194,000	150,000
	Larena Integrated School	857,000	338,000	1,195,000	
	Leon Parami High School	5,387,000	549,000	5,936,000	158,000
	Maria Integrated School	857,000	384,000	1,241,000	
	Ponong High School	5,554,000	509,000	6,063,000	150,000
	San Antonio National High School	6,513,000	497,000	7,010,000	150,000
	San Juan Integrated School	857,000	326,000	1,183,000	
	Siquijor Integrated School	857,000	397,000	1,254,000	
	Siquijor Provincial Science High School	10,674,000	727,000	11,401,000	516,000
	Division of Tagbilaran City	10,074,000	977,000	11,051,000	159,000
	Division Office - Proper	170,000	-	170,000	-
	San Isidro National High School	9,904,000	715,000	10,619,000	159,000
	Tagbilaran High School for the Hearing Impaired	-	262,000	262,000	
	Division of Talisay City	239,968,000	21,363,000	261,331,000	6,695,000
	Division Office - Proper	4,422,000	-	4,422,000	-
	Bulacao National High School	-	769,000	769,000	150,000
	Candulawan National High School (Mohon Divino Amore - Candulawan)	8,088,000	750,000	8,838,000	
	Jaclupan National High School	39,540,000	2,190,000	41,730,000	887,000
	Lagtang National High School (Night)	13,185,000	1,299,000	14,484,000	330,000
	Lawaan III National High School	10,626,000	1,122,000	11,748,000	
	Lawaan National High School - Talisay	26,636,000	1,985,000	28,621,000	708,000
	Maghaway National High School	7,954,000	941,000	8,895,000	150,000
	Manipis National High School	3,477,000	438,000	3,915,000	
	Pooc National High School (Jaclupan NHS - Pooc Extension)	-	971,000	971,000	472,000
	San Isidro National High School (Night)	6,239,000	596,000	6,835,000	
	San Roque National High School (Jaclupan)	12,787,000	1,148,000	13,935,000	458,000
	Tabunoc National High School	26,315,000	1,515,000	27,830,000	445,000
	Talisay City Science High School	3,476,000	465,000	3,941,000	
	Talisay National High School	64,989,000	5,526,000	70,515,000	2,913,000
	Tangke National High School (San Roque National High School - Tangke National High School Extension)	12,234,000	1,196,000	13,430,000	
	Tapul National High School	-	452,000	452,000	182,000
	Division of Tanjay City	71,710,000	10,284,000	81,994,000	3,528,000
	Division Office - Proper	1,108,000	-	1,108,000	-
	Adela Pera Memorial High School	857,000	284,000	1,141,000	
	Apolinario Gerarda Arnaiz High School	-	345,000	345,000	150,000
	Azagra High School	7,306,000	556,000	7,862,000	150,000
	Bahian High School	5,404,000	425,000	5,829,000	150,000
	Exequil P. Toroy High School	857,000	239,000	1,096,000	
	Graciano Banogon High School	-	371,000	371,000	150,000
	Hunop High School	1,366,000	455,000	1,821,000	150,000
	Inawasan Provincial Community High School	-	366,000	366,000	150,000
	Isidro Salma High School (Balayong)	787,000	497,000	1,284,000	284,000
	Luca High School	-	423,000	423,000	150,000

REGION / SDO / SECONDARY SCHOOLS		JUNIOR HIGH SCHOOL			SENIOR HS
		PS	MOOE	TOTAL	MOOE
	Nagsala High School	-	481,000	481,000	232,000
	Namonbon High School	-	322,000	322,000	150,000
	Novallas High School	4,968,000	467,000	5,435,000	150,000
	Pal-ew High School	9,343,000	620,000	9,963,000	295,000
	Patricio Palomar Memorial High School (Isabelo Palomar)	-	339,000	339,000	150,000
	Polo High School	5,148,000	569,000	5,717,000	150,000
	Samoyao High School	1,286,000	242,000	1,528,000	
	San Isidro High School	-	219,000	219,000	
	San Miguel High School	6,463,000	450,000	6,913,000	150,000
	Santa Agueda National High School - Calicanan High School Extension	-	522,000	522,000	170,000
	Tanjay City Science High School	6,143,000	507,000	6,650,000	247,000
	Tanjay Legislated High School	13,818,000	1,003,000	14,821,000	350,000
	Tanjay National High School (Sto. Niño)	6,856,000	582,000	7,438,000	150,000
	Division of Toledo City	74,550,000	6,043,000	80,593,000	2,224,000
	Division Office - Proper	1,362,000	-	1,362,000	-
	Awihao National High School	17,809,000	1,507,000	19,316,000	648,000
	Bunga National High School	6,776,000	635,000	7,411,000	165,000
	Cantabaco National High School	11,547,000	998,000	12,545,000	392,000
	General Climaco National High School	21,897,000	1,531,000	23,428,000	628,000
	Media Once National High School	11,586,000	907,000	12,493,000	196,000
	Toledo Science High School	3,573,000	465,000	4,038,000	195,000
	Region VIII - Eastern Visayas	6,177,806,000	458,397,000	6,636,203,000	192,606,000
	Division of Baybay City	128,226,000	10,229,000	138,455,000	7,184,000
	Division Office - Proper	1,966,000	-	1,966,000	-
	Banahao National High School	-	622,000	622,000	166,000
	Baybay City National Night High School	7,661,000	546,000	8,207,000	219,000
	Baybay City Senior High School			-	4,177,000
	Bitanahuan National High School	9,824,000	742,000	10,566,000	150,000
	Bunga National High School	15,381,000	994,000	16,375,000	237,000
	Caridad National High School	11,731,000	985,000	12,716,000	385,000
	Ciabu National High School	2,023,000	919,000	2,942,000	388,000
	Gabas Integrated School	857,000	672,000	1,529,000	150,000
	Kabunga-an Integrated School	428,000	395,000	823,000	
	Maganhan National High School	428,000	288,000	716,000	
	Mailhi National High School	8,369,000	636,000	9,005,000	185,000
	Makinhas National High School	24,369,000	1,074,000	25,443,000	177,000
	Mapgap Integrated School	428,000	399,000	827,000	150,000
	Plaridel National High School	15,001,000	1,001,000	16,002,000	466,000
	Pomponan National High School	29,760,000	956,000	30,716,000	334,000
	Division of Biliran	217,314,000	15,349,000	232,663,000	6,517,000
	Division Office - Proper	3,412,000	-	3,412,000	-
	Almeria National High School	26,916,000	1,671,000	28,587,000	864,000
	Biliran National Agricultural High School	21,117,000	1,847,000	22,964,000	990,000
	Biliran Science High School	6,334,000	627,000	6,961,000	253,000
	Bool National High School	15,483,000	738,000	16,221,000	397,000
	Cabucgayon National High School	24,752,000	1,105,000	25,857,000	462,000
	Cabucgayon National School of Arts and Trades	26,888,000	2,025,000	28,913,000	1,104,000
	Fidel M. Limpiado, Sr. National High School	610,000	520,000	1,130,000	150,000
	Inasuyan Integrated School	1,286,000	435,000	1,721,000	
	Information & Communications Technology (ICT) High School of Eastern Biliran	4,133,000	638,000	4,771,000	394,000
	Lucsoon National High School	31,316,000	1,501,000	32,817,000	439,000
	Naval Night High School	3,794,000	374,000	4,168,000	287,000
	Pinamihagan Integrated School	857,000	339,000	1,196,000	
	Tabunan National High School	7,424,000	619,000	8,043,000	177,000
	Tucdao National High School	26,270,000	1,285,000	27,555,000	700,000
	Union Integrated School	1,286,000	418,000	1,704,000	
	Viga National High School	7,192,000	514,000	7,706,000	150,000
	Western Biliran High School for the Arts & Culture	8,244,000	693,000	8,937,000	150,000

REGION / SDO / SECONDARY SCHOOLS		JUNIOR HIGH SCHOOL			SENIOR HS
		PS	MOOE	TOTAL	MOOE
	Division of Borongan City	58,803,000	4,275,000	63,078,000	1,807,000
	Division Office - Proper	942,000	-	942,000	-
	Benowangan National High School (Lalawigan NHS-Benowangan Annex)	3,566,000	498,000	4,064,000	150,000
	Calingatngan National High School	10,022,000	757,000	10,779,000	192,000
	Eastern Samar National Comprehensive High School (Supt. Fidel E. Anacta, Sr. MHS)	6,795,000	583,000	7,378,000	150,000
	Sta. Fe National High School	18,112,000	1,178,000	19,290,000	609,000
	Sta. Fe National High School - Maypangdan Annex	19,366,000	1,259,000	20,625,000	706,000
	Division of Calbayog City	358,234,000	25,012,000	383,246,000	12,427,000
	Division Office - Proper	5,716,000	-	5,716,000	-
	Acedillo Integrated School	1,286,000	255,000	1,541,000	
	Basud Integrated School	428,000	214,000	642,000	
	Caglanipao Sur Integrated School	1,286,000	259,000	1,545,000	
	Calbayog Arts and Design School of Eastern Visayas			-	346,000
	Calbayog City High School	72,299,000	4,137,000	76,436,000	3,542,000
	Calbayog City National High School - Bagacay Campus	16,286,000	1,067,000	17,353,000	504,000
	Calbayog City National High School - Carayman Campus	3,995,000	540,000	4,535,000	
	Calbayog City Night High School	13,434,000	741,000	14,175,000	
	Dawo Integrated School	4,453,000	402,000	4,855,000	
	Gadgaran Integrated School	7,419,000	514,000	7,933,000	
	Happy Valley National High School	3,237,000	395,000	3,632,000	
	Lonoy Integrated School	428,000	213,000	641,000	
	Macatingog Integrated School	6,357,000	478,000	6,835,000	
	Mag-ubay National High School	11,268,000	850,000	12,118,000	353,000
	Malaga National High School	28,075,000	1,414,000	29,489,000	514,000
	Malaga National High School (Pena 1 Annex School)	2,571,000	590,000	3,161,000	337,000
	Migara National High School	10,382,000	788,000	11,170,000	497,000
	Oquendo National High School	26,802,000	1,677,000	28,479,000	1,173,000
	Oquendo National High School - Cabatuan Annex	6,733,000	591,000	7,324,000	
	Pilar Agricultural High School	12,240,000	897,000	13,137,000	429,000
	San Joaquin National High School	31,130,000	1,989,000	33,119,000	980,000
	San Joaquin National High School (Manguinoo Annex School)	-	268,000	268,000	
	San Joaquin National High School-Malahog Annex School	857,000	383,000	1,240,000	
	San Policarpio National High School	34,391,000	2,006,000	36,397,000	2,107,000
	Seven Hills National High School	3,653,000	385,000	4,038,000	
	Tabawan Integrated School	14,369,000	1,040,000	15,409,000	527,000
	Tarabucan National High School	16,323,000	1,205,000	17,528,000	576,000
	Trinidad National High School	22,816,000	1,317,000	24,133,000	542,000
	Trinidad National High School-Tomaligues Annex	-	397,000	397,000	
	Division of Catbalogan City	82,056,000	7,536,000	89,592,000	3,344,000
	Division Office - Proper	1,284,000	-	1,284,000	-
	Antonio G. Tuazon High School (Sierra Island NHS)	13,544,000	956,000	14,500,000	475,000
	Catbalogan City Agro-Industrial School	1,714,000	313,000	2,027,000	171,000
	Eastern Visayas Regional Science High School	8,037,000	2,035,000	10,072,000	322,000
	Guinsorongan Integrated School (Samar National High School - Guinsorongan Annex)	16,081,000	1,415,000	17,496,000	713,000
	Pangdan National High School	9,011,000	792,000	9,803,000	299,000
	Samar National High School - Silanga Annex	32,385,000	2,025,000	34,410,000	1,364,000
	Division of Eastern Samar	509,254,000	38,774,000	548,028,000	12,687,000
	Division Office - Proper	7,939,000	-	7,939,000	-
	Agsam Integrated School	428,000	402,000	830,000	
	Arteche National High School	36,669,000	1,781,000	38,450,000	1,338,000
	Arteche National High School - Concepcion Annex	-	499,000	499,000	
	Arteche National High School (Carapdapan Annex)	2,571,000	1,044,000	3,615,000	
	Balangkayan National High School	17,527,000	1,149,000	18,676,000	582,000
	Bobon National High School	4,178,000	421,000	4,599,000	
	Bolusao National High School	5,545,000	601,000	6,146,000	
	Buntay Integrated School	857,000	272,000	1,129,000	
	Cagpile Integrated School	1,714,000	372,000	2,086,000	
	Camantang National High School	8,403,000	620,000	9,023,000	
	Can-Avid National High School	30,511,000	2,397,000	32,908,000	1,612,000

REGION / SDO / SECONDARY SCHOOLS		JUNIOR HIGH SCHOOL			SENIOR HS
		PS	MOOE	TOTAL	MOOE
	Catumsan Integrated School	857,000	244,000	1,101,000	
	Dolores National High School (Dapdap Annex)	9,008,000	843,000	9,851,000	
	Guiuan National High School - Manicani Annex	6,048,000	492,000	6,540,000	
	Hilabaan National High School	8,973,000	618,000	9,591,000	150,000
	Hinolaso National High School	14,449,000	773,000	15,222,000	
	Hinolaso National High School (Caglaan Annex)	1,748,000	375,000	2,123,000	
	Homonhon National High School	9,398,000	719,000	10,117,000	150,000
	Homonhon National High School - Sulangan Annex	10,867,000	766,000	11,633,000	352,000
	Jipapad National High School	14,389,000	1,382,000	15,771,000	730,000
	Llorente National High School - Barobo Annex	7,269,000	648,000	7,917,000	150,000
	Malabag High School	8,346,000	685,000	9,031,000	
	Malinao Integrated School	6,314,000	483,000	6,797,000	
	Maslog High School	10,075,000	884,000	10,959,000	329,000
	Maydolong National High School	30,098,000	1,698,000	31,796,000	1,030,000
	Maydolong National High School - Lapgap Annex	-	583,000	583,000	
	Mercedes High School	14,961,000	1,012,000	15,973,000	640,000
	Nena National High School (Nena SAT)	14,187,000	935,000	15,122,000	254,000
	Nicasio Alvarez II Memorial High School (Sta. Monica Annex)	4,395,000	463,000	4,858,000	
	Nicasio M. Alvarez Memorial High School	12,354,000	798,000	13,152,000	
	Oras National Agricultural Industrial School (Arteche NAS)	10,011,000	830,000	10,841,000	
	Oras National High School	33,184,000	1,985,000	35,169,000	1,822,000
	Oras National High School (Dao Annex)	15,052,000	1,052,000	16,104,000	
	Pedro E. Candio Memorial National High School	21,825,000	1,399,000	23,224,000	799,000
	Quinapundan High School	26,448,000	1,718,000	28,166,000	1,082,000
	Quinapundan National High School (Anislag Annex)	4,359,000	367,000	4,726,000	
	Salcedo High School	15,156,000	804,000	15,960,000	161,000
	Salcedo Vocational High School	15,948,000	1,165,000	17,113,000	1,022,000
	San Julian National High School	14,950,000	1,033,000	15,983,000	484,000
	San Roque Integrated School	857,000	275,000	1,132,000	
	San Vicente Integrated School	4,242,000	397,000	4,639,000	
	Sulat National High School - Sto. Niño Annex	6,643,000	713,000	7,356,000	
	Sulu-an Integrated School	4,033,000	419,000	4,452,000	
	Tagbacan National High School (Tagbacan RHS)	11,372,000	750,000	12,122,000	
	Taytay Integrated School	17,167,000	1,049,000	18,216,000	
	Tubabao National High School	5,358,000	474,000	5,832,000	
	Vigan National High School	2,571,000	385,000	2,956,000	
	Division of Leyte	2,222,423,000	160,754,000	2,383,177,000	69,403,000
	Division Office - Proper	35,124,000	-	35,124,000	-
	Abuyog National High School	39,098,000	2,252,000	41,350,000	1,295,000
	Agapito Amado Memorial National High School	7,971,000	720,000	8,691,000	251,000
	Alangalang Agro-Industrial School (LSU-Alangalang Campus)	13,152,000	935,000	14,087,000	330,000
	Alangalang National High School	67,079,000	4,243,000	71,322,000	2,663,000
	Alangalang Night High School	3,687,000	387,000	4,074,000	
	Alegria Integrated School	857,000	416,000	1,273,000	
	Alfredo Parilla National High School	12,197,000	826,000	13,023,000	300,000
	Anahawan National High School	15,529,000	1,096,000	16,625,000	461,000
	Anahaway National High School	15,133,000	985,000	16,118,000	364,000
	Astorga National High School	6,548,000	603,000	7,151,000	150,000
	Asuncion S. Melgar National High School	31,086,000	2,025,000	33,111,000	807,000
	Atty. Roque Marcos National High School (La Paz NHS)	32,469,000	2,187,000	34,656,000	1,179,000
	Balocawehay National High School	21,801,000	1,491,000	23,292,000	769,000
	Balugo National High School	9,995,000	752,000	10,747,000	198,000
	Barugo National High School	16,546,000	1,272,000	17,818,000	639,000
	Bato National High School	36,002,000	1,995,000	37,997,000	1,134,000
	Bilwang National High School	1,286,000	389,000	1,675,000	
	Bontoc National High School	11,242,000	906,000	12,148,000	590,000
	Borseth National High School	4,075,000	414,000	4,489,000	150,000
	Buli National High School (Anahawan National High School - Buli Annex)	5,068,000	475,000	5,543,000	150,000
	Bung-aw National High School	6,919,000	582,000	7,501,000	150,000
	Buraburon National High School	2,999,000	448,000	3,447,000	
	Buracan National High School	5,450,000	468,000	5,918,000	150,000
	Burauen National High School	29,386,000	1,870,000	31,256,000	868,000
	Cabacungan National High School	14,573,000	987,000	15,560,000	503,000
	Cabatoan National High School	4,976,000	476,000	5,452,000	156,000

REGION / SDO / SECONDARY SCHOOLS		JUNIOR HIGH SCHOOL			SENIOR HS
		PS	MOOE	TOTAL	MOOE
	Cagbolo Senior High School			-	323,000
	Cahagnaan National High School	12,419,000	854,000	13,273,000	316,000
	Cahigan National High School	7,395,000	475,000	7,870,000	
	Calingcaguing National High School	18,048,000	1,103,000	19,151,000	542,000
	Calubian Integrated School	6,962,000	634,000	7,596,000	185,000
	Calubian National High School (Calubian NVS)	37,809,000	2,771,000	40,580,000	1,601,000
	Calunangan National High School	4,889,000	527,000	5,416,000	150,000
	Canmarating National High School	1,286,000	398,000	1,684,000	
	Cantuha-on National High School	11,929,000	837,000	12,766,000	297,000
	Capudlosan National High School	4,322,000	400,000	4,722,000	150,000
	Carigara School of Fisheries	25,827,000	1,666,000	27,493,000	767,000
	Celestino de Guzman Memorial National High School	12,571,000	808,000	13,379,000	
	Celestino de Guzman Memorial National High School - Stand Alone Senior High School			-	428,000
	Conalum National High School	7,085,000	598,000	7,683,000	180,000
	Concepcion National High School	14,889,000	980,000	15,869,000	247,000
	Damulaan National High School	18,905,000	1,340,000	20,245,000	474,000
	Daniel Z. Romualdez State Comprehensive School of Fisheries	9,633,000	706,000	10,339,000	282,000
	Dawahon Integrated School	1,286,000	573,000	1,859,000	
	Don Mariano Salvacion Memorial National High School	8,432,000	916,000	9,348,000	163,000
	Esperanza National High School	7,164,000	599,000	7,763,000	150,000
	Euperfia Puda National High School	3,885,000	507,000	4,392,000	150,000
	Felix Caneja Lafuente National High School	11,254,000	859,000	12,113,000	274,000
	Francisco Y. Baranda, Sr. National High School	-	241,000	241,000	
	Gibacungan National High School	7,747,000	653,000	8,400,000	207,000
	Granja-Kalinawan National High School	65,154,000	3,772,000	68,926,000	2,277,000
	Granja-Kalinawan National High School - Uguiao Annex	-	567,000	567,000	251,000
	Granja-Kalinawan National High School (Hiagsam Annex)	-	520,000	520,000	
	Gregorio C. Catenza National High School	30,534,000	2,035,000	32,569,000	1,123,000
	Guinarona National High School	6,985,000	617,000	7,602,000	213,000
	Hampangan National High School	2,571,000	334,000	2,905,000	
	Hampipila National High School - Libertad National High School Annex	3,656,000	471,000	4,127,000	170,000
	Hampipila National High School	15,398,000	1,046,000	16,444,000	511,000
	Hibunauan National High School	-	648,000	648,000	300,000
	Hilusig National High School	428,000	248,000	676,000	
	Hindang National High School	22,087,000	1,320,000	23,407,000	489,000
	Hitudpan National High School	4,075,000	443,000	4,518,000	150,000
	Inopacan National High School	9,898,000	757,000	10,655,000	316,000
	Isabel National Comprehensive High School (Isabel NAVS)	30,229,000	2,034,000	32,263,000	1,164,000
	Isabel National High School	18,642,000	1,221,000	19,863,000	726,000
	Javier National High School	31,520,000	2,096,000	33,616,000	868,000
	Juan S. Tismo National High School	26,096,000	1,706,000	27,802,000	903,000
	Juan Villablanca Memorial High School	27,857,000	1,754,000	29,611,000	824,000
	Jugaban National High School	27,842,000	1,897,000	29,739,000	1,219,000
	Julita National High School	27,842,000	1,605,000	29,447,000	483,000
	Justimbaste- Remandaban National High School	24,382,000	1,524,000	25,906,000	607,000
	Kananga National High School	74,110,000	3,807,000	77,917,000	1,451,000
	Kananga National High School - Kawayan Annex	7,590,000	653,000	8,243,000	
	Kananga National High School - Libertad Annex	5,067,000	496,000	5,563,000	
	Kananga National High School (Montebello Annex)	-	600,000	600,000	
	Kananga National High School (Rizal Annex)	-	650,000	650,000	253,000
	Kauswagan National High School	4,704,000	563,000	5,267,000	
	Kikilo National High School	5,199,000	466,000	5,665,000	150,000
	Kiling National High School	12,595,000	854,000	13,449,000	371,000
	Leyte National High School	22,904,000	1,826,000	24,730,000	752,000
	Leyte National High School - Consuegra Annex	15,179,000	969,000	16,148,000	388,000
	Libas National High School	5,834,000	532,000	6,366,000	
	Libertad National High School	8,487,000	725,000	9,212,000	321,000
	Lim-Ao National High School	13,454,000	831,000	14,285,000	385,000
	Lomonon National High School	8,662,000	681,000	9,343,000	242,000
	Macalpi-ay National High School	4,899,000	549,000	5,448,000	189,000
	MacArthur National High School	31,737,000	2,262,000	33,999,000	1,016,000
	Mahaplag High School (Upper)	17,908,000	1,126,000	19,034,000	410,000
	Mahaplag National High School	34,817,000	2,113,000	36,930,000	1,364,000
	Malibago National High School	8,873,000	737,000	9,610,000	191,000

REGION / SDO / SECONDARY SCHOOLS		JUNIOR HIGH SCHOOL			SENIOR HS
		PS	MOOE	TOTAL	MOOE
	Manaybanay National High School	9,469,000	784,000	10,253,000	300,000
	Manlilisd National High School	9,224,000	847,000	10,071,000	379,000
	Marao National High School	7,111,000	602,000	7,713,000	240,000
	Marcelino R. Veloso National High School (Marcelino R. Veloso National Comprehensive High School)	22,396,000	1,520,000	23,916,000	319,000
	Mariano Salazar National High School	3,951,000	457,000	4,408,000	150,000
	Matag-ob National High School	33,592,000	2,110,000	35,702,000	
	Matag-ob Stand Alone Senior High School			-	1,166,000
	Matalom National High School	29,424,000	1,768,000	31,192,000	805,000
	Matlang National High School	24,484,000	1,582,000	26,066,000	808,000
	Mayorga National High School	27,135,000	1,796,000	28,931,000	932,000
	Minesite National High School	2,155,000	293,000	2,448,000	
	Muertegui National High School	14,336,000	1,037,000	15,373,000	482,000
	Naval National High School	7,599,000	695,000	8,294,000	150,000
	Pagsulhugon National High School	12,549,000	921,000	13,470,000	442,000
	Palale National High School	8,804,000	767,000	9,571,000	222,000
	Palo National High School	76,020,000	4,736,000	80,756,000	1,425,000
	Palo National High School - Pawing Annex	-	668,000	668,000	379,000
	Palompon National High School	21,983,000	1,970,000	23,953,000	1,735,000
	Pastor Salazar National High School	10,936,000	750,000	11,686,000	264,000
	Patoc National High School	16,748,000	1,197,000	17,945,000	
	Patoc Stand Alone Senior High School			-	665,000
	Paulino M. Covacha National High School	-	308,000	308,000	
	PCCC St. Filomena National High School	2,602,000	373,000	2,975,000	150,000
	Pinamopoan National High School	489,000	989,000	1,478,000	282,000
	Polahongon National High School	9,518,000	841,000	10,359,000	185,000
	Puerto Bello National High School	8,375,000	847,000	9,222,000	340,000
	Rafaelito Cabañas Martinez National High School	7,186,000	649,000	7,835,000	210,000
	Rizal National High School	4,417,000	448,000	4,865,000	150,000
	San Agustin National High School	11,830,000	928,000	12,758,000	408,000
	San Francisco National High School	8,816,000	667,000	9,483,000	210,000
	San Guillermo National High School	5,905,000	569,000	6,474,000	198,000
	San Isidro National High School	26,450,000	2,010,000	28,460,000	1,001,000
	San Joaquin National High School	15,857,000	1,062,000	16,919,000	597,000
	San Jose National High School	10,870,000	866,000	11,736,000	364,000
	San Miguel National High School	31,253,000	1,819,000	33,072,000	1,046,000
	Seguinon National High School	24,186,000	1,582,000	25,768,000	
	Seguinon Stand Alone Senior High School			-	1,096,000
	Sogod National High School (Carigara School of Fisheries - Sogod Annex)	5,158,000	521,000	5,679,000	
	Sta. Ana National High School	7,068,000	685,000	7,753,000	219,000
	Sta. Cruz National High School	17,612,000	1,166,000	18,778,000	372,000
	Sta. Fe National High School	34,539,000	2,208,000	36,747,000	
	Sta. Fe Stand Alone Senior High School			-	1,329,000
	Sta. Margarita National High School	9,330,000	668,000	9,998,000	166,000
	Sta. Mesa National High School	34,416,000	2,398,000	36,814,000	1,217,000
	Sta. Paz Integrated School	-	349,000	349,000	150,000
	Sta. Rosa National High School, Barugo I	14,113,000	888,000	15,001,000	282,000
	Sta. Rosa National High School, Matag-ob	3,817,000	428,000	4,245,000	150,000
	Sulpa National High School	4,959,000	490,000	5,449,000	150,000
	Tabango National High School	23,430,000	1,743,000	25,173,000	1,046,000
	Taberna National High School	16,871,000	1,106,000	17,977,000	300,000
	Tahud National High School	5,385,000	485,000	5,870,000	150,000
	Talisay National High School	1,714,000	396,000	2,110,000	
	Tanauan National High School (Cabuyan Annex)	7,808,000	631,000	8,439,000	200,000
	Tanauan National High School (San Roque NHS)	36,387,000	2,639,000	39,026,000	1,843,000
	Tanauan School of Craftsmanship & Home Industries (LIT Tanauan)	37,839,000	2,314,000	40,153,000	1,269,000
	Teofilo R. Macaso Memorial National High School	11,469,000	838,000	12,307,000	319,000
	Tinabilan National High School	8,531,000	590,000	9,121,000	153,000
	Tinago National High School	13,624,000	957,000	14,581,000	311,000
	Tolosa National High School	33,927,000	2,276,000	36,203,000	1,165,000
	Trinidad B. Caidic National High School	5,084,000	521,000	5,605,000	
	Villaba National Comprehensive High School	26,956,000	1,994,000	28,950,000	868,000
	Villaba National High School (LNCAST)	9,313,000	746,000	10,059,000	274,000
	Waterloo National High School	6,203,000	559,000	6,762,000	150,000

REGION / SDO / SECONDARY SCHOOLS			JUNIOR HIGH SCHOOL			SENIOR HS
			PS	MOOE	TOTAL	MOOE
	Division of Maasin City		160,465,000	11,622,000	172,087,000	3,704,000
	Division Office - Proper		2,307,000	-	2,307,000	
	Asuncion Integrated School		5,988,000	767,000	6,755,000	
	Batuan Integrated School		1,838,000	350,000	2,188,000	
	Baugo National High School		6,049,000	428,000	6,477,000	
	Canyuom Integrated School		1,348,000	260,000	1,608,000	
	Dongon National High School		14,374,000	829,000	15,203,000	437,000
	Guadalupe National High School		10,062,000	643,000	10,705,000	
	Hinapu Daku National High School		3,762,000	398,000	4,160,000	
	Ibarra National High School		14,042,000	842,000	14,884,000	357,000
	Libhu National High School		11,286,000	735,000	12,021,000	212,000
	Lunas National High School		4,709,000	515,000	5,224,000	150,000
	Maasin City National High School		22,860,000	1,625,000	24,485,000	1,206,000
	Maasin City National High School Night		3,799,000	-	3,799,000	
	Malapoc Sur National High School		11,666,000	557,000	12,223,000	
	Manhilo National High School		12,930,000	868,000	13,798,000	364,000
	Maria Clara Integrated School		857,000	306,000	1,163,000	
	Matin-aw National High School		3,688,000	386,000	4,074,000	150,000
	Nonok Norte National High School		10,400,000	673,000	11,073,000	308,000
	Panan-awan Integrated School		857,000	298,000	1,155,000	
	San Rafael National High School		10,738,000	648,000	11,386,000	
	Stand Alone Senior High School within San Rafael Elementary School				-	520,000
	Tigbawan Integrated School		6,905,000	494,000	7,399,000	
	Division of Northern Samar		772,269,000	54,820,000	827,089,000	19,966,000
	Division Office - Proper		12,456,000	-	12,456,000	-
	Acereda Integrated School		1,714,000	524,000	2,238,000	
	Alegria National High School		24,263,000	1,486,000	25,749,000	661,000
	Balnasan National High School		-	366,000	366,000	150,000
	Batag National High School		8,901,000	621,000	9,522,000	258,000
	Biri National High School		19,148,000	1,343,000	20,491,000	682,000
	Buenavista National High School		7,070,000	554,000	7,624,000	207,000
	Bukid National High School		-	285,000	285,000	
	Bulao National High School		2,142,000	445,000	2,587,000	
	Cabacungan National High School		8,032,000	645,000	8,677,000	150,000
	Cagamutan National High School		6,475,000	622,000	7,097,000	
	Cahayagan National High School		5,296,000	558,000	5,854,000	177,000
	Capacujan National High School		9,834,000	696,000	10,530,000	324,000
	Capacujan National High School - Jangtud Integrated School Annex		6,391,000	521,000	6,912,000	150,000
	Catarman IV Central Integrated School		24,187,000	1,313,000	25,500,000	
	Catarman National High School - Galutan ANHS Annex		14,600,000	1,179,000	15,779,000	835,000
	Catigbi-An National High School (Rawis National High School Annex)		10,641,000	722,000	11,363,000	
	Cervantes National High School (Rosario Lim Uy National High School)		13,053,000	800,000	13,853,000	
	Dapdap National High School		-	618,000	618,000	163,000
	Don Juan F. Avalon National High School - Bantayan National High School Annex		13,303,000	880,000	14,183,000	390,000
	E.J. Dulay National High School		-	365,000	365,000	
	F. Dominice National High School		16,239,000	1,064,000	17,303,000	480,000
	Froctoso B. Regulacion National High School		-	406,000	406,000	
	Gamay National High School		23,259,000	1,374,000	24,633,000	840,000
	Gamay National High School - Anito NHS Annex		6,710,000	549,000	7,259,000	150,000
	Gamay National High School - Bangon Annex		10,952,000	787,000	11,739,000	260,000
	Guindaulan National High School		4,595,000	414,000	5,009,000	
	Hibubullao National High School		21,746,000	1,187,000	22,933,000	453,000
	Landusan National High School		7,891,000	586,000	8,477,000	
	Laoang National High School		15,059,000	834,000	15,893,000	1,014,000
	Laoang National High School - Rawis NHS Annex		24,902,000	1,602,000	26,504,000	1,053,000
	Laoang National High School - Suba National High School Annex		4,041,000	367,000	4,408,000	
	Laoang National Technical High School		35,746,000	1,810,000	37,556,000	723,000

REGION / SDO / SECONDARY SCHOOLS		JUNIOR HIGH SCHOOL			SENIOR HS
		PS	MOOE	TOTAL	MOOE
	Laperla National High School (Rawis National High School Annex)	7,553,000	560,000	8,113,000	
	Las Navas National High School	71,984,000	2,312,000	74,296,000	1,402,000
	Lipata National High School	6,809,000	475,000	7,284,000	
	Lope de Vega National High School	20,214,000	1,510,000	21,724,000	
	Lope de Vega Stand Alone Senior High School			-	997,000
	Magsaysay National High School	-	427,000	427,000	
	Magtaon National High School	-	488,000	488,000	
	Makiwalo National High School	12,090,000	849,000	12,939,000	411,000
	Malobago - Pagsang-An National High School	8,610,000	639,000	9,249,000	
	Mapanas AIS - Magno Siljagon National High School Annex	6,333,000	520,000	6,853,000	
	Maravilla National High School	3,137,000	574,000	3,711,000	222,000
	Marubay National High School	6,276,000	612,000	6,888,000	260,000
	Maxvilla National High School	1,775,000	323,000	2,098,000	
	Mongolbongol National High School	10,775,000	703,000	11,478,000	269,000
	Nenita National High School	9,786,000	827,000	10,613,000	425,000
	Oleras National High School	-	685,000	685,000	363,000
	Pambujan National High School	54,309,000	3,075,000	57,384,000	1,791,000
	Polangi National High School	18,986,000	1,421,000	20,407,000	826,000
	Poponton National High School	-	413,000	413,000	
	Potong National High School	12,047,000	869,000	12,916,000	150,000
	Rosario National High School	18,703,000	1,289,000	19,992,000	609,000
	Ruperto S. Sampayan National High School	428,000	237,000	665,000	
	Salvacion National High School	7,143,000	543,000	7,686,000	
	San Antonio National High School	7,747,000	652,000	8,399,000	229,000
	San Isidro National High School (LN)	15,395,000	622,000	16,017,000	177,000
	San Isidro National High School (SI)	24,054,000	1,354,000	25,408,000	733,000
	San Miguel National High School	10,176,000	752,000	10,928,000	185,000
	San Vicente National High School	428,000	503,000	931,000	202,000
	Sumuroy Agro-Industrial School - Cabatuan NHS Annex	7,083,000	712,000	7,795,000	213,000
	Sumuroy Agro-Industrial School - Pangpang Integrated School Annex	5,499,000	521,000	6,020,000	
	Taylor National High School - Las Navas National High School Annex	-	334,000	334,000	
	Veriato National High School	10,907,000	745,000	11,652,000	
	Victoria National High School (Mawo NHS)	28,202,000	1,584,000	29,786,000	
	Victoria Senior High School (Stand Alone)			-	825,000
	Vigo National High School	12,074,000	813,000	12,887,000	375,000
	Washington National High School	15,100,000	967,000	16,067,000	
	Zoilo T. Lobos Memorial High School	-	387,000	387,000	182,000
	Division of Ormoc City	185,247,000	15,854,000	201,101,000	9,111,000
	Division Office - Proper	2,986,000	-	2,986,000	-
	Dolores National High School	28,579,000	1,605,000	30,184,000	453,000
	Dolores National High School (Tongonan Annex)	7,714,000	837,000	8,551,000	411,000
	Donghol Integrated School	1,714,000	406,000	2,120,000	
	Gaas Integrated School	857,000	375,000	1,232,000	
	Genero B. Lureñana National High School (Matica-a National High School Annex)	7,441,000	663,000	8,104,000	233,000
	Julian Gantuangco National High School	428,000	535,000	963,000	150,000
	Lilo-an National High School	20,911,000	1,604,000	22,515,000	663,000
	Linao National High School	27,048,000	1,811,000	28,859,000	834,000
	Margen National High School	20,549,000	1,597,000	22,146,000	559,000
	Mas-in Integrated School	857,000	537,000	1,394,000	
	New Ormoc City National High School (Ormoc City Night High School Annex)	526,000	443,000	969,000	190,000
	Ormoc City Regional Sports Academy			-	571,000
	Ormoc City Senior High School			-	2,917,000
	Ormoc City SPED Integrated School	-	195,000	195,000	
	Rustico Capahi, Sr. Memorial National High School (Sabang Bao NHS)	11,261,000	663,000	11,924,000	150,000
	Salvacion National High School	-	309,000	309,000	
	San Antonio Integrated School	1,286,000	402,000	1,688,000	
	San Jose National High School	17,304,000	1,292,000	18,596,000	456,000
	Valencia National High School	28,126,000	2,046,000	30,172,000	1,374,000

REGION / SDO / SECONDARY SCHOOLS		JUNIOR HIGH SCHOOL			SENIOR HS
		PS	MOOE	TOTAL	MOOE
	Valencia National High School (Cabintan Integrated High School)	7,660,000	534,000	8,194,000	150,000
	Division of Samar	807,715,000	63,698,000	871,413,000	23,829,000
	Division Office - Proper	13,982,000	-	13,982,000	-
	Almagro National High School	8,901,000	659,000	9,560,000	198,000
	Anibongon Integrated School	5,667,000	475,000	6,142,000	
	Apolonia Integrated School	1,348,000	327,000	1,675,000	
	Astorga Integrated School	857,000	247,000	1,104,000	
	Babacayon Integrated School	428,000	238,000	666,000	
	Baclayan National High School	8,361,000	619,000	8,980,000	
	Bagacay National High School	15,111,000	923,000	16,034,000	249,000
	Bagacay National High School-Daram National High School Annex	6,132,000	593,000	6,725,000	231,000
	Bakhaw National High School	4,899,000	478,000	5,377,000	189,000
	Balocawe Integrated School	1,775,000	505,000	2,280,000	261,000
	Baquiw National High School	6,403,000	533,000	6,936,000	150,000
	Baras National High School	4,849,000	466,000	5,315,000	171,000
	Basey Memorial High School - Old San Agustin Annex	9,376,000	817,000	10,193,000	300,000
	Bioso Integrated School	8,941,000	660,000	9,601,000	324,000
	Birawan National High School	14,307,000	927,000	15,234,000	450,000
	Blanca Aurora Integrated School	428,000	327,000	755,000	
	Bonga National High School	4,325,000	427,000	4,752,000	
	Buao Integrated School	428,000	219,000	647,000	
	Buenos Aires Integrated School	2,297,000	353,000	2,650,000	
	Burgos Integrated School (Burgos National High School)	12,120,000	920,000	13,040,000	401,000
	Cabitan-an National High School	5,727,000	534,000	6,261,000	163,000
	Cabunga-an Integrated School	4,491,000	455,000	4,946,000	150,000
	Calapi National High School	18,041,000	1,123,000	19,164,000	546,000
	Camayse Integrated School	857,000	231,000	1,088,000	
	Caranas Integrated School	428,000	218,000	646,000	
	Casandig National High School	10,813,000	823,000	11,636,000	260,000
	Casapa National High School-Jiabong National High School Annex	3,584,000	389,000	3,973,000	150,000
	Concord Integrated School	857,000	245,000	1,102,000	
	Costa Rica National High School	10,191,000	697,000	10,888,000	300,000
	Curry National High School	-	211,000	211,000	
	Dampigan National High School	7,655,000	990,000	8,645,000	
	Daram National High School	32,296,000	1,805,000	34,101,000	896,000
	Daram National High School - Sua Annex	7,170,000	995,000	8,165,000	436,000
	Guintarcan National High School	8,623,000	664,000	9,287,000	217,000
	Hampton Integrated School	-	454,000	454,000	
	Hinangutdan National High School-Sta. Rita National High School Annex	6,041,000	511,000	6,552,000	179,000
	Igot National High School	12,813,000	791,000	13,604,000	288,000
	Independencia National High School	19,128,000	1,323,000	20,451,000	645,000
	Inobongan Integrated School	428,000	275,000	703,000	
	Jiabong National High School	27,858,000	1,452,000	29,310,000	710,000
	Kerikite Integrated School	-	247,000	247,000	
	Lamingao National High School	4,805,000	498,000	5,303,000	157,000
	Lawaan National High School	8,104,000	602,000	8,706,000	222,000
	Lokilokon Integrated School	857,000	267,000	1,124,000	
	Mabini National High School	6,680,000	648,000	7,328,000	208,000
	Majacob Integrated School	7,969,000	743,000	8,712,000	290,000
	Malino National High School-Jiabong National High School Annex	4,686,000	836,000	5,522,000	176,000
	Marabut National High School	14,979,000	943,000	15,922,000	377,000
	Matalud Integrated School	857,000	229,000	1,086,000	
	Matuguinao National High School	9,889,000	1,030,000	10,919,000	422,000
	Minarog Integrated School	857,000	222,000	1,079,000	
	Motiong National High School	25,738,000	1,470,000	27,208,000	887,000
	Mualbual Integrated School	8,590,000	672,000	9,262,000	269,000
	Napuro National High School (Sta. Margarita National High School - Napuro Annex)	8,083,000	663,000	8,746,000	221,000
	Osmeña National High School	22,654,000	1,539,000	24,193,000	978,000
	Pagsanghan National High School	19,775,000	1,176,000	20,951,000	733,000

REGION / SDO / SECONDARY SCHOOLS		JUNIOR HIGH SCHOOL			SENIOR HS
		PS	MOOE	TOTAL	MOOE
	Parasan National High School	18,260,000	915,000	19,175,000	295,000
	Parasanon National High School-Pinabacdao National High School Annex	10,481,000	802,000	11,283,000	280,000
	Patong National High School	2,571,000	460,000	3,031,000	
	Pequit Integrated School	857,000	340,000	1,197,000	
	Pinabacdao National High School	5,743,000	475,000	6,218,000	150,000
	Pinaplata Integrated School	5,023,000	531,000	5,554,000	150,000
	Plaridel National High School	5,911,000	558,000	6,469,000	150,000
	Primitivo T. Torrechiva National High School	428,000	375,000	803,000	150,000
	Ramon T. Diaz Memorial High School (Buenavista Annex)	18,716,000	943,000	19,659,000	358,000
	Ramon T. Diaz Memorial High School - Erenas Annex	26,608,000	1,407,000	28,015,000	910,000
	Ramon T. Diaz Memorial High School (Gandara NHS)	45,176,000	2,619,000	47,795,000	2,178,000
	Rizal Integrated School	5,650,000	554,000	6,204,000	186,000
	Rosalim Integrated School	918,000	274,000	1,192,000	
	Sabang Integrated School	-	216,000	216,000	
	San Andres National High School	10,158,000	806,000	10,964,000	332,000
	San Fernando National High School-Valeriano C. Yancha Memorial Agricultural School Annex	3,982,000	615,000	4,597,000	276,000
	San Isidro National High School-Zumarraga National High School Annex	2,267,000	628,000	2,895,000	243,000
	San Jose de Buan National High School	11,329,000	968,000	12,297,000	305,000
	San Rafael Integrated School	857,000	221,000	1,078,000	
	San Sebastian National High School	11,271,000	792,000	12,063,000	299,000
	Sevilla Integrated School	857,000	250,000	1,107,000	
	Simeon Ocdol National High School	10,946,000	971,000	11,917,000	354,000
	Sta. Elena Integrated School	857,000	248,000	1,105,000	
	Sta. Rita National High School	18,355,000	1,088,000	19,443,000	511,000
	Sto. Niño Integrated School	-	420,000	420,000	
	Sto. Niño National High School	15,404,000	966,000	16,370,000	411,000
	Tagapul-an National High School	12,902,000	753,000	13,655,000	184,000
	Tarangnan National High School - Oeste Annex	10,239,000	773,000	11,012,000	308,000
	Tatabunan Integrated School	1,286,000	351,000	1,637,000	
	Tenani Integrated National High School	6,987,000	613,000	7,600,000	
	Tizon National High School	3,776,000	434,000	4,210,000	
	Tominamos Integrated School	30,571,000	1,875,000	32,446,000	1,347,000
	Villahermosa National High School	12,362,000	654,000	13,016,000	194,000
	Villahermosa National High School-Pagsanhan National High School Annex	857,000	427,000	1,284,000	
	Villareal National High School	27,536,000	1,717,000	29,253,000	927,000
	Zumarraga Integrated School	16,115,000	975,000	17,090,000	527,000
	Division of Southern Leyte	604,242,000	42,546,000	646,788,000	19,836,000
	Division Office - Proper	9,226,000	-	9,226,000	-
	Anahawan Vocational High School	7,810,000	689,000	8,499,000	253,000
	Beniton Integrated School	857,000	401,000	1,258,000	
	Bontoc National High School	25,243,000	1,875,000	27,118,000	724,000
	Buenavista Integrated School	428,000	215,000	643,000	
	Canipaan National High School	19,427,000	1,204,000	20,631,000	581,000
	Canipaan National High School - Hinunangan Annex	23,791,000	1,237,000	25,028,000	810,000
	Catmon Integrated School	2,142,000	490,000	2,632,000	
	Concepcion National High School	11,137,000	642,000	11,779,000	330,000
	Consolacion National High School	14,927,000	974,000	15,901,000	447,000
	Divisoria National High School	9,430,000	673,000	10,103,000	242,000
	Don Agustin F. Escano National High School	14,191,000	973,000	15,164,000	582,000
	Esperanza National High School	5,088,000	454,000	5,542,000	150,000
	Estela National High School	9,658,000	674,000	10,332,000	303,000
	Higatangan National High School	16,035,000	803,000	16,838,000	302,000
	Hilaan National High School	12,391,000	854,000	13,245,000	348,000
	Himay-angan National High School	16,153,000	935,000	17,088,000	450,000
	Himbangan National High School	21,668,000	1,171,000	22,839,000	581,000
	Hitawos Integrated School	428,000	307,000	735,000	
	Ichon National High School	24,639,000	1,587,000	26,226,000	882,000
	Kahupian Integrated School	1,714,000	455,000	2,169,000	
	Katipunan National High School	5,398,000	467,000	5,865,000	150,000
	Libagon National High School	9,300,000	779,000	10,079,000	379,000
	Libas National High School	8,602,000	607,000	9,209,000	212,000

REGION / SDO / SECONDARY SCHOOLS		JUNIOR HIGH SCHOOL			SENIOR HS
		PS	MOOE	TOTAL	MOOE
	Liloan National Technical Vocational High School	22,774,000	1,741,000	24,515,000	1,003,000
	Limasawa National High School	11,245,000	830,000	12,075,000	405,000
	Lungsodaan National High School	19,711,000	1,360,000	21,071,000	883,000
	Malitbog National High School	3,428,000	540,000	3,968,000	156,000
	Marayag National High School	503,000	672,000	1,175,000	204,000
	Mercedes National High School	16,868,000	602,000	17,470,000	150,000
	Nahaong National High School	13,645,000	1,142,000	14,787,000	595,000
	Nava National High School	8,227,000	637,000	8,864,000	213,000
	New Guinsaugon National High School	16,272,000	958,000	17,230,000	439,000
	Padre Burgos National Technical Vocational High School	5,212,000	537,000	5,749,000	227,000
	Paku National High School	14,177,000	1,074,000	15,251,000	522,000
	Pintuyan National High School	9,789,000	740,000	10,529,000	295,000
	Pinut-an National High School	6,204,000	537,000	6,741,000	150,000
	Rizal National High School	4,950,000	494,000	5,444,000	158,000
	San Isidro National High School, Sogod	2,834,000	498,000	3,332,000	
	San Isidro National High School, Tomas Oppus	12,606,000	758,000	13,364,000	240,000
	San Juan National High School	32,690,000	1,831,000	34,521,000	1,238,000
	San Ricardo National High School	10,416,000	672,000	11,088,000	204,000
	San Roque National High School	12,155,000	846,000	13,001,000	327,000
	Saub Integrated School	428,000	348,000	776,000	
	Sogod National High School	59,243,000	3,566,000	62,809,000	2,950,000
	Sta. Cruz National High School	21,638,000	1,217,000	22,855,000	767,000
	Sta. Paz National High School	10,124,000	737,000	10,861,000	425,000
	Sto. Niño National High School	2,571,000	424,000	2,995,000	
	Tambis National High School	16,849,000	1,319,000	18,168,000	559,000
	Division of Tacloban City	71,558,000	7,928,000	79,486,000	2,791,000
	Division Office - Proper	1,275,000	-	1,275,000	-
	Anibong Night High School	6,214,000	549,000	6,763,000	
	Cirilo Roy Montejo National High School - Night High School	4,442,000	422,000	4,864,000	
	Greendale Residences Integrated School	1,286,000	298,000	1,584,000	
	Guadalupe Heights Integrated School	428,000	526,000	954,000	
	Kapuso Village Integrated School	1,286,000	781,000	2,067,000	
	Lorenzo Daa Integrated Memorial School	6,355,000	545,000	6,900,000	173,000
	North Hill Arbours Integrated School	2,267,000	583,000	2,850,000	
	Northern Tacloban City National High School	22,780,000	1,567,000	24,347,000	1,061,000
	Ridge View Park Integrated School	4,412,000	631,000	5,043,000	
	San Jose National High School - Night High School	5,705,000	469,000	6,174,000	
	Scandinavian National High School	9,199,000	795,000	9,994,000	330,000
	Sto. Nino Senior High School			-	943,000
	V & G National High School	5,909,000	762,000	6,671,000	284,000
	Region IX - Zamboanga Peninsula	2,995,103,000	267,259,000	3,262,362,000	92,651,000
	Division of Dapitan City	97,444,000	8,099,000	105,543,000	2,431,000
	Division Office - Proper	1,452,000	-	1,452,000	-
	Aliguay Integrated School	1,286,000	276,000	1,562,000	
	Aseniero National High School	10,416,000	828,000	11,244,000	215,000
	Barcelona National High School	9,705,000	595,000	10,300,000	237,000
	Baylimango National High School	13,445,000	737,000	14,182,000	250,000
	Dakak National High School (Baylimango NHS Annex)	9,757,000	916,000	10,673,000	428,000
	Guimputlan Integrated School	1,286,000	267,000	1,553,000	
	Kauswagan Integrated School	3,028,000	433,000	3,461,000	150,000
	Oro National High School	5,339,000	479,000	5,818,000	150,000
	Potungan National High School	15,118,000	1,058,000	16,176,000	515,000
	San Pedro Integrated School	1,286,000	319,000	1,605,000	
	Selinog Integrated School	1,286,000	233,000	1,519,000	
	Sulangon National High School	20,612,000	1,276,000	21,888,000	486,000
	Talisay Integrated School	3,428,000	682,000	4,110,000	
	Division of Dipolog City	46,906,000	4,889,000	51,795,000	1,015,000
	Division Office - Proper	767,000	-	767,000	-
	Cogon National High School	12,738,000	941,000	13,679,000	415,000
	Gulayon Integrated School	9,656,000	674,000	10,330,000	150,000
	Miputak National High School	7,284,000	1,024,000	8,308,000	

REGION / SDO / SECONDARY SCHOOLS		JUNIOR HIGH SCHOOL			SENIOR HS
		PS	MOOE	TOTAL	MOOE
	Pamansalan Eco-Tech High School	5,214,000	536,000	5,750,000	150,000
	Sinaman Integrated School	1,714,000	331,000	2,045,000	150,000
	Sta. Filomena Integrated School	2,571,000	513,000	3,084,000	
	Tubod Integrated School	1,723,000	416,000	2,139,000	
	Upper Dicayas Integrated School	5,239,000	454,000	5,693,000	150,000
	Division of Isabela City	83,018,000	7,846,000	90,864,000	2,329,000
	Division Office - Proper	1,446,000	-	1,446,000	-
	Badjao Floating Integrated School	-	248,000	248,000	
	Baluno National High School	7,256,000	660,000	7,916,000	252,000
	Basilan National High School - Night	1,286,000	375,000	1,661,000	150,000
	Calvario Peak National High School	5,973,000	625,000	6,598,000	207,000
	Caro National High School	3,008,000	441,000	3,449,000	150,000
	Geras Integrated School	10,933,000	1,001,000	11,934,000	237,000
	Isabela City National High School	12,936,000	950,000	13,886,000	286,000
	Ismael Integrated School	1,286,000	244,000	1,530,000	150,000
	Kumalarang National High School	7,113,000	477,000	7,590,000	150,000
	Lampingan National High School	-	361,000	361,000	150,000
	Malamawi National High School	22,025,000	1,749,000	23,774,000	446,000
	Tandung Ahas National High School	9,756,000	715,000	10,471,000	151,000
	Division of Pagadian City	119,504,000	11,432,000	130,936,000	2,880,000
	Division Office - Proper	1,875,000	-	1,875,000	-
	Bogo Integrated School	-	199,000	199,000	
	Bulatok Integrated School	2,219,000	432,000	2,651,000	150,000
	Co Tek Chun National Trade School	13,331,000	1,070,000	14,401,000	362,000
	Ditoray National High School	5,263,000	446,000	5,709,000	150,000
	Dominador A. Yocogo, Sr. Integrated School	-	209,000	209,000	
	Francisco P. Consolacion National High School	9,572,000	806,000	10,378,000	192,000
	Gubang Integrated School	-	212,000	212,000	
	Kagawasan Integrated School	-	205,000	205,000	
	Kalasan Integrated School	-	209,000	209,000	
	La Suerte Integrated School	-	196,000	196,000	
	Lison Valley National High School	7,029,000	609,000	7,638,000	259,000
	Lourdes National High School	5,357,000	519,000	5,876,000	150,000
	Manga National High School	8,798,000	596,000	9,394,000	160,000
	Norberta Guillar Memorial National High School (Napolan National High School Norbeta Guillar Memorial School Extension)	8,994,000	819,000	9,813,000	150,000
	Otto Lingue National High School	6,691,000	571,000	7,262,000	157,000
	Pagadian City Science High School	9,125,000	819,000	9,944,000	641,000
	Poloyagan Integrated School	-	209,000	209,000	
	San Pedro National High School	10,218,000	969,000	11,187,000	150,000
	Sta. Lucia National High School	26,204,000	1,544,000	27,748,000	209,000
	Tomas Sagun Integrated School	428,000	204,000	632,000	
	Tulangan Integrated School	-	195,000	195,000	
	Tulawas Integrated School	4,400,000	394,000	4,794,000	150,000
	Division of Zamboanga City	349,875,000	30,884,000	380,759,000	20,681,000
	Division Office - Proper	6,037,000	-	6,037,000	-
	Arena Blanco National High School - Landang Gua Annex	3,193,000	813,000	4,006,000	404,000
	Baliwasan Senior High School - Stand Alone			-	5,813,000
	Bolong National High School	11,060,000	949,000	12,009,000	354,000
	Buenavista Integrated School	4,285,000	617,000	4,902,000	
	Bunguiao National High School	15,097,000	1,249,000	16,346,000	386,000
	Cabaluay National High School	11,577,000	1,093,000	12,670,000	423,000
	Capisan National High School	3,470,000	526,000	3,996,000	189,000
	Don Pablo A. Lorenzo Memorial Senior High School			-	3,478,000
	Enerdino C. Coronel - Baluno National High School	4,950,000	707,000	5,657,000	150,000
	Limaong National High School	9,058,000	846,000	9,904,000	241,000
	Limpapa National High School	10,754,000	1,002,000	11,756,000	275,000
	Lubigan National High School - Curuan Annex	1,723,000	681,000	2,404,000	321,000
	Manalipa Integrated School	1,714,000	523,000	2,237,000	150,000
	Mangusu Integrated School	6,974,000	789,000	7,763,000	215,000
	Pasonanca National High School	27,581,000	2,097,000	29,678,000	811,000

REGION / SDO / SECONDARY SCHOOLS		JUNIOR HIGH SCHOOL			SENIOR HS
		PS	MOOE	TOTAL	MOOE
	Ramon Enriquez High School (Don Ramon Enriquez Memorial NHS - Labuan NHS)	33,031,000	2,529,000	35,560,000	1,290,000
	Recodo National High School	22,589,000	1,799,000	24,388,000	876,000
	San Roque National High School	15,433,000	1,175,000	16,608,000	418,000
	Sangali National High School	28,272,000	2,431,000	30,703,000	1,285,000
	Sibulao National High School	6,474,000	652,000	7,126,000	225,000
	Sinoropan National High School	857,000	390,000	1,247,000	
	Sinubong National High School	7,803,000	726,000	8,529,000	249,000
	Sinunuc National High School	26,857,000	2,029,000	28,886,000	418,000
	Tagasilay National High School	12,111,000	987,000	13,098,000	309,000
	Talisayan National High School	21,864,000	1,704,000	23,568,000	857,000
	Tictapul National High School	14,331,000	1,152,000	15,483,000	389,000
	Tolosa National High School	9,247,000	812,000	10,059,000	302,000
	Tuan Datu Hj. Abdulla Nuno Memorial High School (Taluksangay NHS)	21,651,000	1,310,000	22,961,000	520,000
	Tulungatung National High School	11,882,000	1,296,000	13,178,000	333,000
	Division of Zamboanga Sibugay	613,001,000	49,713,000	662,714,000	14,854,000
	Division Office - Proper	9,451,000	-	9,451,000	-
	Bacalan National High School (Pangi National High School - Bacalan Annex)	8,503,000	645,000	9,148,000	150,000
	Baga National High School	6,856,000	614,000	7,470,000	
	Balangao National High School (Diplahan National High School - Balangao High School)	5,871,000	535,000	6,406,000	
	Balungisan National High School	9,656,000	895,000	10,551,000	
	Basalem National High School	6,923,000	616,000	7,539,000	150,000
	Bulawan National High School	17,078,000	1,251,000	18,329,000	699,000
	Buug National High School	22,197,000	1,671,000	23,868,000	870,000
	Camanga National High School	8,485,000	729,000	9,214,000	244,000
	Catituan National High School (Malangas National High School - Catituan Annex)	8,997,000	800,000	9,797,000	320,000
	Dalama National High School (Payao National High School - Dalama Annex)	5,620,000	559,000	6,179,000	236,000
	Dawa-Dawa National High School (Alicia NHS - Dawa-Dawa NHS Annex)	13,232,000	1,049,000	14,281,000	434,000
	Del Monte National High School (Diplahan National High School - Del Monte Annex)	16,305,000	1,187,000	17,492,000	252,000
	Dionisio Lopez, Sr. National High School	6,275,000	560,000	6,835,000	150,000
	Ditay National High School	5,176,000	596,000	5,772,000	473,000
	Gango National High School	9,053,000	733,000	9,786,000	150,000
	Gaulan National High School (Diplahan National High School - Gaulan Annex)	4,146,000	490,000	4,636,000	
	Guinoman National High School	8,604,000	802,000	9,406,000	
	Guintolan National High School	12,089,000	922,000	13,011,000	527,000
	Guintoloan National High School (Santa Clara National High School - Guintoloan Annex)	5,586,000	572,000	6,158,000	
	Kabasalan Science and Technology High School	15,227,000	999,000	16,226,000	593,000
	Kasigpitan National High School (Talusán National High School - Kasigpitan Annex)	3,040,000	375,000	3,415,000	
	Kawayan National High School	13,872,000	935,000	14,807,000	391,000
	Kipit National High School	6,186,000	574,000	6,760,000	
	Kitabog National High School	8,304,000	663,000	8,967,000	189,000
	La Dicha National High School	9,862,000	808,000	10,670,000	
	Laih Batu National High School	12,687,000	785,000	13,472,000	307,000
	Lali Alam Integrated School	1,714,000	353,000	2,067,000	
	Langon National High School	6,932,000	606,000	7,538,000	241,000
	Laparay National High School	8,290,000	727,000	9,017,000	175,000
	Lindang National High School (Diplahan National High School - Lindang Annex)	3,660,000	441,000	4,101,000	
	Lutiman National High School (Alicia NHS - Lutiman NHS Annex)	7,923,000	665,000	8,588,000	150,000
	Mabuhay Agro-Industrial High School (Mabuhay Agri-Fisheries School)	14,804,000	1,315,000	16,119,000	468,000
	Mabuhay National High School	17,777,000	1,299,000	19,076,000	720,000
	Magdaup National High School	10,582,000	863,000	11,445,000	150,000
	Makilas National High School	21,528,000	1,337,000	22,865,000	231,000

REGION / SDO / SECONDARY SCHOOLS		JUNIOR HIGH SCHOOL			SENIOR HS
		PS	MOOE	TOTAL	MOOE
	Malagandis National High School	7,674,000	707,000	8,381,000	260,000
	Malubal National High School (Surabay National High School - Malubal Annex)	10,298,000	941,000	11,239,000	365,000
	Milagrosa National High School	6,838,000	602,000	7,440,000	160,000
	Minsulao National High School	8,983,000	718,000	9,701,000	200,000
	Monching National High School (Siay National High School - Monching Annex)	9,306,000	847,000	10,153,000	191,000
	Nanan National High School	7,385,000	590,000	7,975,000	150,000
	Natan National High School	13,226,000	860,000	14,086,000	252,000
	Palinta National High School	6,828,000	663,000	7,491,000	228,000
	Palomoc National High School (Titay National High School - Palomoc Annex)	12,071,000	834,000	12,905,000	162,000
	Pantaleon Cudiera National High School	6,828,000	572,000	7,400,000	
	Payao National High School	18,868,000	1,233,000	20,101,000	610,000
	Perfecto National High School	-	280,000	280,000	
	Pioneer National High School	21,337,000	1,405,000	22,742,000	589,000
	Salip T. Hasim National High School	4,117,000	429,000	4,546,000	
	San Antonio (Titay) National High School	18,755,000	1,204,000	19,959,000	418,000
	San Bernardino National High School (Surabay NHS - San Bernardino Annex)	14,554,000	1,129,000	15,683,000	451,000
	San Isidro National High School	11,006,000	907,000	11,913,000	328,000
	San Pedro National High School (Pioneer National High School - San Pedro Annex)	8,308,000	712,000	9,020,000	220,000
	Sandayong National High School	4,380,000	544,000	4,924,000	181,000
	Santo Rosario National High School	6,085,000	584,000	6,669,000	162,000
	Silingan Integrated School	1,289,000	317,000	1,606,000	
	Simbol National High School	7,561,000	711,000	8,272,000	167,000
	Sisay National High School	10,876,000	951,000	11,827,000	384,000
	Sta. Fe National High School	5,475,000	511,000	5,986,000	150,000
	Sulo National High School (Santa Clara National High School - Sulo Annex)	7,756,000	635,000	8,391,000	206,000
	Talairan Integrated School (Diplahan National High School - Talairan Annex)	4,618,000	490,000	5,108,000	150,000
	Tambanan National High School	8,390,000	668,000	9,058,000	150,000
	Taway National High School	6,611,000	585,000	7,196,000	150,000
	Timalang National High School	7,369,000	660,000	8,029,000	150,000
	Villacastor National High School (Diplahan National High School - Villacastor Annex)	3,718,000	453,000	4,171,000	150,000
	Division of Zamboanga del Norte	638,964,000	64,943,000	703,907,000	21,150,000
	Division Office - Proper	10,473,000	-	10,473,000	-
	Alam Mudja Sai National High School	4,745,000	508,000	5,253,000	150,000
	Bacong National High School	10,295,000	829,000	11,124,000	372,000
	Balakan National High School	8,694,000	728,000	9,422,000	205,000
	Balas National High School	9,966,000	959,000	10,925,000	302,000
	Baliguian National High School	14,155,000	1,271,000	15,426,000	581,000
	Bartolome C. Lira, Sr. National High School (Maras National High School)	11,666,000	1,192,000	12,858,000	312,000
	Bartolome C. Lira, Sr. National High School (Maras National High School) - Siasin Extension	489,000	382,000	871,000	
	Basagan National High School (Katipunan National High School - Basagan Annex)	2,739,000	522,000	3,261,000	150,000
	Batayan National High School (Kalawit National High School - Batayan Annex)	4,487,000	513,000	5,000,000	186,000
	Binoni National High School (Salug National High School - Binoni Extension)	6,626,000	647,000	7,273,000	190,000
	Bulawan Integrated School	8,929,000	718,000	9,647,000	260,000
	Canatuan National High School (Siocon National High School - Canatuan Annex)	4,375,000	554,000	4,929,000	150,000
	Canuto Enerio National High School	924,000	463,000	1,387,000	150,000
	Cawit-Cawit National High School	-	506,000	506,000	167,000
	Compran National High School (Liloy National High School - Compran Annex)	18,805,000	1,207,000	20,012,000	503,000
	Dacon National High School	1,369,000	609,000	1,978,000	206,000
	Dilawa National High School	6,399,000	553,000	6,952,000	150,000
	Dinasan National High School	11,566,000	900,000	12,466,000	202,000

REGION / SDO / SECONDARY SCHOOLS		JUNIOR HIGH SCHOOL			SENIOR HS
		PS	MOOE	TOTAL	MOOE
	Diongan National High School	5,834,000	808,000	6,642,000	150,000
	Disakan National High School (Bartolome Aripal Memorial National High School - Upper Disakan)	12,818,000	914,000	13,732,000	181,000
	Domalogdog National High School	11,369,000	1,012,000	12,381,000	339,000
	Don Jose Aguirre National High School (Villaramos National High School - Don J. Aguirre Extension)	8,278,000	711,000	8,989,000	179,000
	Don Teotimo Z. Ochotorena National High School	6,545,000	563,000	7,108,000	212,000
	Dofia Natividad L. Macias Integrated School	4,751,000	466,000	5,217,000	158,000
	Feliciano Castillo National High School	-	193,000	193,000	
	Galingon National High School	1,486,000	479,000	1,965,000	
	Gatas National High School (Kalawit National High School - Gatas Extension)	5,069,000	549,000	5,618,000	170,000
	Godod National High School	18,431,000	1,082,000	19,513,000	309,000
	Godod National High School - Raba Annex	1,804,000	798,000	2,602,000	309,000
	Gunyan National High School (Siayan National High School - Gunyan Annex)	5,962,000	877,000	6,839,000	252,000
	Gutalac National High School - Mamawan Annex	885,000	503,000	1,388,000	150,000
	Gutalac National High School Extension - Panganuran	-	549,000	549,000	150,000
	Gutalac National High School Extension - San Juan	-	468,000	468,000	150,000
	Gutalac National High School Extension - Tipan	-	377,000	377,000	150,000
	Kalawit National High School	24,673,000	982,000	25,655,000	390,000
	Kalawit National High School Extension - Paraiso	-	351,000	351,000	150,000
	Kanim National High School	11,244,000	654,000	11,898,000	181,000
	La Libertad National High School	12,727,000	861,000	13,588,000	387,000
	Lapero National High School (Dinasan National High School - Lapero Extension)	1,286,000	443,000	1,729,000	150,000
	Lintangan Integrated School	857,000	260,000	1,117,000	
	Lipakan National High School (Langatian National High School Extension - Lipakan)	2,648,000	356,000	3,004,000	150,000
	Lunday National High School	971,000	427,000	1,398,000	
	Malayal National High School	18,564,000	1,320,000	19,884,000	150,000
	Malintubao National High School	4,890,000	631,000	5,521,000	241,000
	Manawan National High School	13,260,000	962,000	14,222,000	315,000
	Mangilay National High School	5,677,000	557,000	6,234,000	
	Manukan National High School (Serongan Annex)	3,015,000	574,000	3,589,000	150,000
	Marupay National High School	11,696,000	665,000	12,361,000	155,000
	Matam National High School	6,732,000	514,000	7,246,000	150,000
	Matias C. Ranillo National High School	-	443,000	443,000	162,000
	Moliton National High School (Marupay National High School - Moliton Extension)	1,904,000	894,000	2,798,000	221,000
	Mutia National High School	19,872,000	1,076,000	20,948,000	558,000
	Mutia National High School - Tubak Annex	2,225,000	471,000	2,696,000	
	Mutia National High School Extension - Alvenda	428,000	466,000	894,000	199,000
	New Dapitan National High School	1,847,000	392,000	2,239,000	
	Palandok National High School	445,000	569,000	1,014,000	165,000
	Patawag National High School	-	340,000	340,000	
	Pianon National High School	4,106,000	556,000	4,662,000	188,000
	Pitawe Integrated School	1,286,000	321,000	1,607,000	
	Polanco National High School - Isis Extension	1,954,000	513,000	2,467,000	178,000
	Polanco National High School Extension - Lingasad	1,910,000	529,000	2,439,000	150,000
	Ponot National High School	20,129,000	1,774,000	21,903,000	1,005,000
	Rizal National High School (Rizal A. I. National High School)	13,569,000	1,124,000	14,693,000	484,000
	Salug National High School - R. Magsaysay Annex	2,460,000	535,000	2,995,000	
	Saluyong National High School	5,317,000	637,000	5,954,000	175,000
	San Isidro National High School	5,475,000	582,000	6,057,000	189,000
	San Jose National High School	4,153,000	510,000	4,663,000	245,000
	San Pedro National High School	9,180,000	761,000	9,941,000	362,000
	Sawang National High School (Kanim National High School - Sawang Annex)	3,992,000	437,000	4,429,000	150,000
	Sebaca National High School	8,332,000	639,000	8,971,000	150,000
	Seres National High School	6,728,000	584,000	7,312,000	220,000
	Sergio Osmeña National High School - Bagong Baguio Extension	1,792,000	417,000	2,209,000	150,000
	Sergio Osmeña National High School Extension - Marapong	-	545,000	545,000	150,000
	Sianan National High School	4,027,000	453,000	4,480,000	150,000
	Sianib National High School	4,705,000	519,000	5,224,000	

REGION / SDO / SECONDARY SCHOOLS		JUNIOR HIGH SCHOOL			SENIOR HS
		PS	MOOE	TOTAL	MOOE
	Siari John Roemer Memorial National High School (Siari National High School)	26,846,000	1,855,000	28,701,000	987,000
	Siay Integrated School	9,215,000	851,000	10,066,000	289,000
	Siayan National High School	23,986,000	1,628,000	25,614,000	722,000
	Sibuco National High School	27,723,000	1,993,000	29,716,000	839,000
	Sibuco National High School - Pangian Annex	1,759,000	422,000	2,181,000	
	Silawe National High School (Polanco National High School - Silawe NHS Annex)	5,923,000	620,000	6,543,000	249,000
	Sinuyak National High School	1,860,000	469,000	2,329,000	150,000
	Sirawai National High School	36,021,000	2,061,000	38,082,000	985,000
	Sirawai National High School - Piacan Annex	2,240,000	761,000	3,001,000	235,000
	Sitog National High School (Katipunan National High School - Sitog Annex)	3,225,000	715,000	3,940,000	150,000
	Situbo National High School	3,251,000	470,000	3,721,000	150,000
	Sta. Maria National High School (Siocon National High School - Sta. Maria Annex)	7,945,000	713,000	8,658,000	289,000
	Talinga National High School	8,087,000	742,000	8,829,000	375,000
	Tininggaan National High School	1,824,000	338,000	2,162,000	
	Tinuyop National High School	1,364,000	478,000	1,842,000	197,000
	Tugop National High School	1,384,000	595,000	1,979,000	150,000
	Ubay National High School - Patawag Extension	-	372,000	372,000	150,000
	Villaramos National High School	12,301,000	806,000	13,107,000	318,000
	Division of Zamboanga del Sur	1,046,391,000	89,453,000	1,135,844,000	27,311,000
	Division Office - Proper	17,287,000	-	17,287,000	-
	Antonio National High School	16,450,000	1,154,000	17,604,000	407,000
	Aurora National High School	41,198,000	2,208,000	43,406,000	1,357,000
	Baganian National High School	12,742,000	1,007,000	13,749,000	310,000
	Bag-ong Kahayag National High School	4,110,000	434,000	4,544,000	167,000
	Bag-ong Kauswagan National High School (Tambulig NHS - Bag-ong Kauswagan Extension)	927,000	397,000	1,324,000	150,000
	Balintawak National High School	9,817,000	602,000	10,419,000	193,000
	Balukbahan National High School	5,265,000	493,000	5,758,000	
	Baluno National High School	-	397,000	397,000	
	Betinan National High School	16,143,000	1,399,000	17,542,000	755,000
	Bibilik National High School (Rebokon Agricultural Vocational High School - Bibilik Extension)	7,866,000	535,000	8,401,000	228,000
	Binuay National High School	6,705,000	660,000	7,365,000	212,000
	Bobuan National High School	8,925,000	790,000	9,715,000	167,000
	Bogayo National High School	5,568,000	501,000	6,069,000	
	Bogo Calabat Integrated School	3,661,000	398,000	4,059,000	150,000
	Bokong National High School	12,623,000	600,000	13,223,000	150,000
	Bokong National High School - Tabak NHS Annex	441,000	665,000	1,106,000	
	Boniao National High School (Mahayag National High School - Boniao Annex)	876,000	761,000	1,637,000	382,000
	Buburay National High School	12,604,000	669,000	13,273,000	
	Bulawan National High School (Lapuyan National High School - Bulawan Extension Class)	10,438,000	657,000	11,095,000	199,000
	Buloron National High School	-	641,000	641,000	150,000
	Bululawan National High School	6,753,000	478,000	7,231,000	
	Camalig National High School (Dumalinao National High School - Camalig Extension)	-	297,000	297,000	
	Cogon National High School	10,053,000	746,000	10,799,000	236,000
	Cogonan Integrated School	2,580,000	402,000	2,982,000	
	Concepcion National High School	14,779,000	677,000	15,456,000	160,000
	Concepcion National High School - Tultolan Extension	889,000	439,000	1,328,000	
	Culabay National High School	11,233,000	1,157,000	12,390,000	463,000
	Damit National High School	869,000	448,000	1,317,000	150,000
	Daniel C. Mantos National High School	988,000	561,000	1,549,000	150,000
	Dao-an National High School	4,257,000	423,000	4,680,000	150,000
	Dawa National High School (Leonardo National High School - Dawa Annex)	489,000	313,000	802,000	
	Depase National High School	-	404,000	404,000	150,000
	Digon National High School	2,595,000	427,000	3,022,000	
	Diosdado Macapagal Memorial National High School	4,724,000	459,000	5,183,000	
	Dulop National High School	44,257,000	1,533,000	45,790,000	305,000

REGION / SDO / SECONDARY SCHOOLS		JUNIOR HIGH SCHOOL			SENIOR HS
		PS	MOOE	TOTAL	MOOE
	Dulop National High School - Bag-ong Valencia Extension	3,351,000	883,000	4,234,000	342,000
	Dumalinao National High School	27,146,000	1,291,000	28,437,000	681,000
	Dumingag National High School (Dulop National High School - Dulop (Dumingag NHS Annex))	62,758,000	3,797,000	66,555,000	896,000
	Esperanza Switch National High School (Esperanza NHS)	12,004,000	948,000	12,952,000	333,000
	Eugenio Andrin National High School	11,219,000	857,000	12,076,000	312,000
	Fatima National High School (Legarda Dos National High School - Fatima Extension)	441,000	535,000	976,000	211,000
	Francisco A. Relacion Senior High School			-	433,000
	Glab Integrated School	-	239,000	239,000	
	Golictop National High School (Midsalip National HS - Golictop Extension)	3,816,000	554,000	4,370,000	150,000
	Gubaan National High School (Commonwealth National High School - Gubaan Annex)	1,472,000	579,000	2,051,000	
	Guinicolalay National High School	4,986,000	529,000	5,515,000	167,000
	Guinicolalay National High School - Tarakan Extension	5,124,000	441,000	5,565,000	
	Guipos National High School (J. Cerilles)	20,389,000	1,622,000	22,011,000	783,000
	Guling National High School	7,639,000	620,000	8,259,000	150,000
	Ignacio Garrata National High School (Dinas National High School - Ignacio Garrata Annex)	1,797,000	398,000	2,195,000	
	Juan Lumosad Memorial National High School	10,913,000	522,000	11,435,000	
	Judge Edmundo S. Pinga National High School	9,215,000	699,000	9,914,000	231,000
	Kalian National High School	16,425,000	1,350,000	17,775,000	704,000
	Kauswagan National High School (Commonwealth National High School - Kauswagan NHS)	1,472,000	538,000	2,010,000	
	Kumalarang National High School	26,359,000	1,669,000	28,028,000	708,000
	Lababgon Subanen Agricultural National High School	-	420,000	420,000	
	Langapod Integrated School	2,574,000	971,000	3,545,000	
	Lantungan National High School	8,826,000	643,000	9,469,000	159,000
	Laperian National High School	10,417,000	853,000	11,270,000	287,000
	Lapuyan National High School - Maralag Extension	-	349,000	349,000	
	Laureano Salusod National High School	14,295,000	1,188,000	15,483,000	622,000
	Legarda Dos National High School (Legarda NHS)	15,019,000	879,000	15,898,000	230,000
	Leonardo National High School	18,359,000	1,197,000	19,556,000	518,000
	Libayoy National High School	5,828,000	540,000	6,368,000	150,000
	Libertad National High School	10,317,000	611,000	10,928,000	150,000
	Lintugop National High School	2,731,000	551,000	3,282,000	150,000
	Locuban National High School	6,902,000	534,000	7,436,000	150,000
	Lunib Integrated School	-	202,000	202,000	
	Ma. Clara Lobregat National High School	2,282,000	503,000	2,785,000	202,000
	Maestro Cornelio Minor National High School	9,361,000	943,000	10,304,000	247,000
	Malim National High School	5,507,000	504,000	6,011,000	151,000
	Maruing National High School	10,295,000	782,000	11,077,000	318,000
	Matalang National High School	8,908,000	691,000	9,599,000	150,000
	Mecolong National High School	4,583,000	489,000	5,072,000	150,000
	Midsalip National High School	36,188,000	2,271,000	38,459,000	1,087,000
	Monte Alegre National High School	4,544,000	501,000	5,045,000	150,000
	Navalan National High School	13,862,000	1,112,000	14,974,000	
	New Labangan National High School	18,469,000	1,125,000	19,594,000	451,000
	Nilo National High School	10,742,000	896,000	11,638,000	368,000
	Nuboran Integrated School	-	226,000	226,000	
	Old Mirapao National High School (Guinicolalay National High School - Old Mirapao Extension)	3,918,000	427,000	4,345,000	150,000
	Panubigan National High School	11,126,000	792,000	11,918,000	223,000
	Paquito S. Yu Memorial National High School (Dulop National High School - Lower Timonan Extension)	431,000	465,000	896,000	
	Paraiso National High School (Panagaan National High School - Lactayan NHS)	-	347,000	347,000	
	Parasan National High School (Simata National High School - Parasan Annex)	6,927,000	613,000	7,540,000	155,000
	Paulino Dari National High School	19,473,000	1,305,000	20,778,000	474,000
	Paulino Dari National High School - Punta Flecha Extension	4,034,000	430,000	4,464,000	
	Payag National High School	7,993,000	523,000	8,516,000	150,000
	Picanan National High School	10,139,000	776,000	10,915,000	169,000
	Poblacion Comprehensive National High School	14,494,000	1,115,000	15,609,000	704,000

REGION / SDO / SECONDARY SCHOOLS		JUNIOR HIGH SCHOOL			SENIOR HS
		PS	MOOE	TOTAL	MOOE
	Pongapong National High School (San Pablo National High School - Pongapong Extension)	2,599,000	489,000	3,088,000	
	Potenciano Solon Bandolon Memorial National High School (San Carlos National HS - Taguio Extension)	437,000	742,000	1,179,000	200,000
	Proper Dimaya National High School	8,647,000	675,000	9,322,000	160,000
	Rebokon Agricultural Vocational High School (Rebokon NHS)	13,384,000	1,217,000	14,601,000	396,000
	Sagacad National High School	6,035,000	561,000	6,596,000	150,000
	Sagucan National High School	7,232,000	527,000	7,759,000	151,000
	Salagmanok National High School (Kumalarang NHS - Salagmanok Extension)	-	358,000	358,000	
	Saloagan National High School (Salauwagan NHS)	5,926,000	554,000	6,480,000	150,000
	San Jose National High School	15,835,000	898,000	16,733,000	275,000
	San Pablo National High School	16,217,000	1,121,000	17,338,000	702,000
	San Pablo National High School - Sacbulan Extension	-	375,000	375,000	
	Sapa Anding Agricultural Vocational Technical School (Sapa Anding National High School)	15,977,000	775,000	16,752,000	326,000
	Sapa Anding National High School - R. Magsaysay Extension	7,100,000	1,032,000	8,132,000	446,000
	Sikatuna National High School	3,918,000	475,000	4,393,000	
	Simata National High School	9,404,000	842,000	10,246,000	206,000
	Sominot (DMMNHS) National High School	20,305,000	1,502,000	21,807,000	562,000
	Subanen Agricultural National High School	4,675,000	497,000	5,172,000	150,000
	Sumalig National High School (Tambulig (Echanca) National High School - Sumalig Annex)	2,367,000	538,000	2,905,000	150,000
	Tabina National High School (Culabay National High School - Tabina Annex)	22,597,000	1,296,000	23,893,000	515,000
	Tabuan National High School	8,976,000	555,000	9,531,000	
	Tambulig National High School - Lower Tiparak	1,431,000	550,000	1,981,000	150,000
	Tandubuy National High School	5,089,000	507,000	5,596,000	
	Tawagan Norte National High School (Tawagan NHS)	4,662,000	539,000	5,201,000	
	Teniapan National High School	5,781,000	483,000	6,264,000	150,000
	Tigbao National High School	9,668,000	762,000	10,430,000	291,000
	Tiguha National High School	437,000	516,000	953,000	263,000
	Tina National High School	-	447,000	447,000	150,000
	Tinggabulong National High School (Buburay National High School - Tinggabulong Extension)	-	409,000	409,000	
	Toribio Minor National High School	17,006,000	1,405,000	18,411,000	909,000
	Tukuran Technical Vocational High School - Baclay Extension	-	509,000	509,000	
	Vicenta C. Enerio National High School	7,504,000	720,000	8,224,000	302,000
	Region X - Northern Mindanao	4,315,111,000	411,880,000	4,726,991,000	139,171,000
	Division of Bukidnon	1,075,914,000	98,051,000	1,173,965,000	36,306,000
	Division Office - Proper	19,559,000	-	19,559,000	-
	Alae National High School	30,771,000	1,947,000	32,718,000	882,000
	Anggaan Integrated School	857,000	432,000	1,289,000	
	Apyao National High School	4,713,000	1,304,000	6,017,000	363,000
	Bacusanon National High School	13,948,000	1,190,000	15,138,000	452,000
	Bangahan Integrated School	857,000	399,000	1,256,000	
	Basac Integrated School	857,000	414,000	1,271,000	
	Baungon National High School	29,922,000	2,073,000	31,995,000	1,019,000
	Bocboc National High School	33,203,000	1,741,000	34,944,000	1,004,000
	Bugcaon National High School	10,646,000	786,000	11,432,000	246,000
	Bukidnon National School of Home Industries - San Miguel Annex	-	881,000	881,000	372,000
	Bulonay Integrated School	857,000	254,000	1,111,000	
	Buyot Integrated School	857,000	264,000	1,121,000	
	Cabanglasan National High School	-	1,440,000	1,440,000	887,000
	Cabulohan-Paradise National High School	36,667,000	1,352,000	38,019,000	531,000
	Capinonan National High School	857,000	299,000	1,156,000	
	Capitan Bayong National High School	1,714,000	565,000	2,279,000	150,000
	Capitan Juan Integrated School	1,286,000	374,000	1,660,000	
	Cosina Integrated School	428,000	305,000	733,000	
	Dagumbaan Integrated School	7,734,000	898,000	8,632,000	
	Dahilayan Integrated School	428,000	444,000	872,000	
	Dalirig National High School	10,390,000	838,000	11,228,000	219,000
	Damilag Integrated School	5,141,000	668,000	5,809,000	

REGION / SDO / SECONDARY SCHOOLS		JUNIOR HIGH SCHOOL			SENIOR HS
		PS	MOOE	TOTAL	MOOE
	Danatag National High School	-	757,000	757,000	288,000
	Dangcagan National High School	31,330,000	2,065,000	33,395,000	1,190,000
	Dilapa Integrated School	3,008,000	476,000	3,484,000	
	Dologon National High School	35,449,000	1,785,000	37,234,000	687,000
	Dologon National High School - Kiharong Annex	-	729,000	729,000	204,000
	Dologon National High School - San Roque Annex	-	531,000	531,000	150,000
	Don Carlos National High School	15,859,000	1,469,000	17,328,000	358,000
	Dumalaguing Integrated School	857,000	301,000	1,158,000	
	Famador Integrated School		188,000	188,000	
	Gamot Integrated School	-	228,000	228,000	
	Guihean Integrated School	-	218,000	218,000	
	Guilang-Guilang Integrated School	428,000	301,000	729,000	
	Halapitan National High School	52,313,000	2,842,000	55,155,000	1,385,000
	Iba Integrated School	4,294,000	654,000	4,948,000	
	Impalutao Integrated School	5,591,000	628,000	6,219,000	
	Impasug-ong National High School	33,606,000	2,441,000	36,047,000	1,552,000
	Indulang Integrated School	428,000	383,000	811,000	
	Intavas Integrated School	-	226,000	226,000	
	Kalabugao National High School	18,188,000	1,480,000	19,668,000	299,000
	Kalilangan National High School	43,843,000	3,033,000	46,876,000	1,894,000
	Kiara National High School	2,999,000	744,000	3,743,000	207,000
	Kibatang National High School	9,536,000	803,000	10,339,000	150,000
	Kibawe National High School	17,946,000	1,571,000	19,517,000	656,000
	Kibenton Integrated School	8,158,000	739,000	8,897,000	279,000
	Kiburiao National High School	26,480,000	1,774,000	28,254,000	1,013,000
	Kikipot Integrated School	-	218,000	218,000	
	Kimanaet National High School	9,295,000	812,000	10,107,000	150,000
	Kinawe National High School (Libona NHS - Kinawe Annex)	11,413,000	1,022,000	12,435,000	212,000
	Kipolot Integrated School	428,000	329,000	757,000	
	Kitaotao National High School	26,059,000	1,845,000	27,904,000	1,116,000
	Kitaotao National High School - Digongan Annex	-	501,000	501,000	150,000
	Kitubo National High School	11,894,000	1,012,000	12,906,000	432,000
	Kuya National High School	17,786,000	1,038,000	18,824,000	372,000
	Kuya National High School - La Roxas Annex	-	730,000	730,000	229,000
	Lampanusan National High School	10,731,000	813,000	11,544,000	300,000
	Langcataon National High School	10,415,000	1,260,000	11,675,000	187,000
	Lantapan National High School	39,460,000	3,072,000	42,532,000	1,608,000
	Libona National High School	43,983,000	3,096,000	47,079,000	1,627,000
	Licoan Integrated School	-	241,000	241,000	
	Linabo Integrated School	-	198,000	198,000	
	Lingating Integrated School	-	460,000	460,000	
	Little Baguio National High School	-	823,000	823,000	288,000
	Macapari National High School	8,298,000	795,000	9,093,000	250,000
	Malinao National High School	7,521,000	742,000	8,263,000	177,000
	Malitbog Agricultural High School	13,796,000	1,219,000	15,015,000	528,000
	Maluko National High School	857,000	336,000	1,193,000	
	Mantibugao Integrated School	-	214,000	214,000	
	Marapange Integrated School	1,286,000	383,000	1,669,000	
	Merangeran Integrated School	-	225,000	225,000	
	Miaray National High School	2,571,000	761,000	3,332,000	329,000
	Musuan Integrated School	-	251,000	251,000	
	Namnam Integrated School	3,428,000	890,000	4,318,000	
	New Kidapawan Integrated School	428,000	330,000	758,000	
	New Nongnongan National High School	28,268,000	1,202,000	29,470,000	233,000
	Old Damulog National High School	26,561,000	1,921,000	28,482,000	1,004,000
	Old Nongnongan National High School	10,471,000	884,000	11,355,000	303,000
	Paitan Integrated School	428,000	280,000	708,000	
	Pangantucan National High School	31,707,000	2,473,000	34,180,000	1,183,000
	Pinamula Integrated School	857,000	399,000	1,256,000	
	Quezon National High School	54,408,000	3,472,000	57,880,000	2,570,000
	Sagundanon Integrated School	857,000	280,000	1,137,000	
	Salawagan National High School	28,150,000	1,978,000	30,128,000	1,032,000
	Salaysay Integrated School	857,000	274,000	1,131,000	
	Salimbalan Integrated School	857,000	244,000	1,101,000	
	San Andres National High School	29,929,000	1,864,000	31,793,000	859,000
	San Andres National High School - Cabadiangan Annex	-	711,000	711,000	326,000

REGION / SDO / SECONDARY SCHOOLS		JUNIOR HIGH SCHOOL			SENIOR HS
		PS	MOOE	TOTAL	MOOE
	San Jose Integrated School	3,002,000	494,000	3,496,000	150,000
	San Luis National High School	9,513,000	919,000	10,432,000	335,000
	San Luis National High School - Sabangaan Annex	-	425,000	425,000	
	San Nicolas National High School	4,285,000	1,174,000	5,459,000	279,000
	San Vicente National High School	275,000	823,000	1,098,000	337,000
	Sankan National High School	10,445,000	913,000	11,358,000	222,000
	Santiago Integrated School	-	240,000	240,000	
	Sil-Ipon Integrated School	428,000	305,000	733,000	
	Sinuda National High School	14,370,000	1,218,000	15,588,000	450,000
	South Dalurong Integrated School	4,725,000	498,000	5,223,000	
	Sta. Cruz Integrated School	428,000	272,000	700,000	
	Sumilao National High School	26,160,000	856,000	27,016,000	287,000
	Sumilao National High School - Vista Villa Annex	-	709,000	709,000	150,000
	Talakag National High School	29,426,000	2,161,000	31,587,000	1,738,000
	Ticala Integrated School	-	224,000	224,000	
	Tikalaan National High School	13,559,000	1,266,000	14,825,000	456,000
	Tumaras Integrated School	428,000	264,000	692,000	
	White Kulaman Integrated School	3,866,000	458,000	4,324,000	
	Division of Cagayan de Oro City	766,932,000	62,658,000	829,590,000	20,846,000
	Division Office - Proper	13,693,000	-	13,693,000	-
	Agusan National High School	68,269,000	3,203,000	71,472,000	890,000
	Angeles Sisters National High School (Consolacion NHS)	14,989,000	1,075,000	16,064,000	163,000
	Balongkot Integrated School	-	216,000	216,000	
	Balubal National High School	7,941,000	906,000	8,847,000	332,000
	Balulang National High School	-	949,000	949,000	479,000
	Bayabas National High School	21,030,000	1,217,000	22,247,000	326,000
	Bayanga National High School	-	567,000	567,000	229,000
	Besigan National High School	-	359,000	359,000	150,000
	Bonbon National High School	7,771,000	866,000	8,637,000	273,000
	Bugo National High School	32,414,000	2,739,000	35,153,000	460,000
	Bulua National High School	52,924,000	4,145,000	57,069,000	1,725,000
	Cadayonan Integrated School	-	228,000	228,000	
	Cagayan de Oro City National High School	89,561,000	5,809,000	95,370,000	2,470,000
	Camaman-an National High School	13,379,000	1,081,000	14,460,000	480,000
	Canitoan National High School	24,164,000	1,948,000	26,112,000	726,000
	Carmen National High School (Macanhan NHS)	31,221,000	2,445,000	33,666,000	880,000
	Dansolihon National High School	-	577,000	577,000	200,000
	Dunggoan Integrated School	-	228,000	228,000	
	East Gusa National High School	-	1,627,000	1,627,000	490,000
	Gusa National High School	34,739,000	646,000	35,385,000	153,000
	Gusa National High School - Cugman Annex	-	1,166,000	1,166,000	268,000
	Gusa Regional Science High School - X	10,661,000	3,013,000	13,674,000	625,000
	Iba Integrated School	-	236,000	236,000	
	Indahag National High School	19,480,000	1,602,000	21,082,000	590,000
	Iponan National High School	25,154,000	1,895,000	27,049,000	887,000
	Kauswagan National High School	25,023,000	2,181,000	27,204,000	1,104,000
	Lapasan National High School	59,914,000	2,817,000	62,731,000	890,000
	Lumbia National High School	41,708,000	2,957,000	44,665,000	1,340,000
	Macabalan National High School	22,882,000	1,703,000	24,585,000	569,000
	Macasandig National High School	17,856,000	1,478,000	19,334,000	651,000
	Magayad Integrated School	-	216,000	216,000	
	Mambuaya National High School	19,959,000	1,225,000	21,184,000	347,000
	Man-ai National High School	-	281,000	281,000	
	Midkiwan Integrated School	-	232,000	232,000	
	Pagalungan National High School	-	260,000	260,000	
	Pagatpat National High School	-	553,000	553,000	187,000
	Palalan Integrated School	-	260,000	260,000	
	Pedro 'Oloy' N. Roa, Sr. National High School	26,063,000	2,202,000	28,265,000	966,000
	Puerto National High School	21,822,000	1,509,000	23,331,000	498,000
	Puntod National High School	15,468,000	1,082,000	16,550,000	176,000
	San Simon National High School	-	420,000	420,000	150,000
	Tablon National High School	16,356,000	1,254,000	17,610,000	207,000
	Taglimao National High School	13,724,000	614,000	14,338,000	150,000
	Tagpangi National High School	11,184,000	675,000	11,859,000	150,000
	Tignapoloan National High School	7,583,000	881,000	8,464,000	247,000

REGION / SDO / SECONDARY SCHOOLS		JUNIOR HIGH SCHOOL			SENIOR HS
		PS	MOOE	TOTAL	MOOE
	Tuburan National High School	-	652,000	652,000	196,000
	Tumpagon National High School	-	463,000	463,000	222,000
	Division of Camiguin	157,759,000	12,450,000	170,209,000	5,456,000
	Division Office - Proper	2,557,000	-	2,557,000	-
	Alangilan Integrated School	5,189,000	464,000	5,653,000	156,000
	Bacnit Integrated School	2,159,000	366,000	2,525,000	150,000
	Bonbon National High School	6,269,000	590,000	6,859,000	158,000
	Bugang Integrated School	2,159,000	383,000	2,542,000	150,000
	Eulalio U. Pabillore National High School	15,552,000	1,172,000	16,724,000	592,000
	Guinsiliban National High School	10,074,000	741,000	10,815,000	232,000
	Koguita Integrated School	866,000	353,000	1,219,000	150,000
	Lawigan Bura National High School	6,423,000	561,000	6,984,000	173,000
	Maac National High School	5,883,000	611,000	6,494,000	160,000
	Mahinog National High School II	7,936,000	602,000	8,538,000	319,000
	Mambajao National High School	36,291,000	2,470,000	38,761,000	1,309,000
	Sixto A. Abao National High School	16,405,000	1,250,000	17,655,000	453,000
	Sto. Niño Integrated School	1,295,000	323,000	1,618,000	150,000
	Tupsan National High School	13,386,000	889,000	14,275,000	399,000
	Yumbing National High School	25,315,000	1,675,000	26,990,000	905,000
	Division of El Salvador City	72,468,000	6,303,000	78,771,000	2,746,000
	Division Office - Proper	1,194,000	-	1,194,000	-
	Cogon National High School	19,800,000	1,082,000	20,882,000	747,000
	El Salvador City National High School	6,065,000	858,000	6,923,000	182,000
	Himaya National High School	1,289,000	373,000	1,662,000	150,000
	Hinigdaan National High School	3,747,000	557,000	4,304,000	180,000
	Kalabaylabay Integrated School	428,000	237,000	665,000	
	Molugan National High School	35,647,000	2,028,000	37,675,000	1,187,000
	Sambulawan National High School	1,286,000	354,000	1,640,000	
	San Francisco de Asis National High School	1,726,000	421,000	2,147,000	150,000
	Sinaloc National High School	1,286,000	393,000	1,679,000	150,000
	Division of Gingoog City	231,736,000	20,016,000	251,752,000	8,375,000
	Division Office - Proper	3,832,000	-	3,832,000	-
	Alfonso Ang Militante Integrated School	-	329,000	329,000	
	BACKKISMI Comprehensive National High School (Gingoog City Comprehensive NHS - BACKKISMI NHS Annex)	-	418,000	418,000	150,000
	Bal-ason National High School	14,277,000	971,000	15,248,000	372,000
	Baliguihan Integrated School	-	202,000	202,000	
	Bantaawan Integrated School	857,000	284,000	1,141,000	150,000
	Civoleg Integrated School	857,000	244,000	1,101,000	
	Dukdokaan Integrated School	2,152,000	342,000	2,494,000	150,000
	Eureka National High School	9,693,000	455,000	10,148,000	150,000
	Fructoso Rife Integrated School	-	227,000	227,000	
	Gingoog City Comprehensive National High School	96,648,000	4,952,000	101,600,000	2,847,000
	Gingoog City Comprehensive National High School -Anakan National High School	-	749,000	749,000	455,000
	Gingoog City Comprehensive National High School-Pundasan	-	921,000	921,000	519,000
	Kalagonoy Integrated School	-	295,000	295,000	150,000
	Kalipay National High School	12,883,000	892,000	13,775,000	319,000
	Kamanikan Integrated School	-	233,000	233,000	
	Kisande Barangay High School	6,712,000	417,000	7,129,000	150,000
	Lunao National High School	7,503,000	729,000	8,232,000	361,000
	Lurisa National High School	-	412,000	412,000	198,000
	Malibud National High School	13,801,000	698,000	14,499,000	150,000
	Malinao National High School	10,269,000	613,000	10,882,000	150,000
	Mimbalong Integrated School	-	207,000	207,000	
	Mimbunga National High School	10,211,000	673,000	10,884,000	226,000
	Murallon Integrated School	857,000	273,000	1,130,000	150,000
	Odiongan National High School	25,570,000	1,265,000	26,835,000	467,000
	Odiongan National High School - Talisay NHS Annex	-	531,000	531,000	248,000
	Pedro Maligmat Integrated School	2,152,000	355,000	2,507,000	150,000
	Pigsalohan Integrated School	1,723,000	340,000	2,063,000	150,000
	San Luis National High School	8,730,000	835,000	9,565,000	413,000

REGION / SDO / SECONDARY SCHOOLS		JUNIOR HIGH SCHOOL			SENIOR HS
		PS	MOOE	TOTAL	MOOE
	Sangalan Integrated School	1,286,000	280,000	1,566,000	150,000
	Sioan Integrated School	866,000	330,000	1,196,000	150,000
	Sulpicio Integrated School	857,000	283,000	1,140,000	
	Talon Integrated School	-	261,000	261,000	
	Division of Iligan City	23,348,000	13,069,000	36,417,000	4,447,000
	Division Office - Proper	678,000	-	678,000	-
	Abuno National High School	-	627,000	627,000	253,000
	Dalamas Integrated School	-	365,000	365,000	150,000
	Dalipuga National High School - Hindang NHS Annex	-	482,000	482,000	187,000
	Del Carmen Integrated School (Iligan City National High School, Del Carmen Annex)	-	465,000	465,000	150,000
	Digkilaan National High School (Tubaran National High School - Digkilaan HS Annex)	-	767,000	767,000	326,000
	Ditucalan National High School (Maria Cristina National High School - Ditucalan HS Annex)	-	560,000	560,000	150,000
	Esperidion F. Encabo Memorial High School	14,342,000	1,040,000	15,382,000	611,000
	Francisco Laya Integrated School	2,142,000	575,000	2,717,000	168,000
	Hinaplanon National High School (Iligan City East National High School - Hinaplanon Annex)	428,000	1,603,000	2,031,000	698,000
	Iligan City National High School - Pala-o High School Annex	-	692,000	692,000	
	Iligan City National High School - Tambakan National High School	-	1,319,000	1,319,000	260,000
	Kabacsanan National High School (Dalipuga National High School - Kabacsanan NHS Annex)	-	453,000	453,000	153,000
	Kalubihon High School	-	432,000	432,000	150,000
	Kiwalan National High School (Iligan City East National High School - Kiwalan Annex)	-	670,000	670,000	353,000
	Mainit High School	4,901,000	556,000	5,457,000	208,000
	Santiago National High School	-	903,000	903,000	322,000
	Sultan Mamarinta Integrated School	857,000	436,000	1,293,000	
	Tomas Cabili National High School - Annex (Scions)	-	692,000	692,000	158,000
	Tubaran National High School - Lanipao Annex	-	432,000	432,000	150,000
	Division of Lanao del Norte	470,181,000	47,533,000	517,714,000	14,095,000
	Division Office - Proper	8,249,000	-	8,249,000	-
	Abaga Integrated School	-	224,000	224,000	
	Andres Bersales, Sr. Memorial High School (Pandanan NHS)	12,362,000	956,000	13,318,000	221,000
	Arsenio A. Quibranza National High School (LNNAIHS)	4,301,000	796,000	5,097,000	311,000
	Atanacia Logronio Integrated School	857,000	338,000	1,195,000	
	Bacolod Central Integrated School	2,142,000	569,000	2,711,000	
	Bansarvil National High School	20,368,000	1,250,000	21,618,000	705,000
	Baraason Integrated School	-	248,000	248,000	
	Beruar Integrated School	-	231,000	231,000	
	Big Banisilon Integrated School	428,000	292,000	720,000	
	Binuni-Demologan National High School	10,658,000	838,000	11,496,000	466,000
	Cadayonan Integrated School	1,714,000	354,000	2,068,000	
	Calube Integrated School	857,000	316,000	1,173,000	
	Carusa Integrated School	2,580,000	355,000	2,935,000	150,000
	Cathedral Falls Integrated School	-	227,000	227,000	
	Dalama Integrated School	6,127,000	543,000	6,670,000	213,000
	Datu Timbul Ali Integrated School	857,000	377,000	1,234,000	
	Delabayan National High School - Marcela Mabanta National High School Annex	428,000	626,000	1,054,000	224,000
	Diosdado Yap Memorial National High School	10,438,000	799,000	11,237,000	180,000
	Don Juan Diaz Memorial Integrated School	857,000	302,000	1,159,000	
	Kahayag Integrated School	857,000	269,000	1,126,000	
	Kalinaw Kalilintad Integrated Peace School	1,286,000	350,000	1,636,000	
	Kawit Oriental Integrated School of Fisheries	3,023,000	484,000	3,507,000	
	Kiasar Integrated School	857,000	256,000	1,113,000	
	Lala Proper Integrated School	17,465,000	1,150,000	18,615,000	522,000
	Lanao del Norte Provincial Science and Technology High School	4,655,000	1,081,000	5,736,000	555,000
	Lapinig National High School	19,113,000	1,166,000	20,279,000	406,000
	Liang National High School	14,730,000	989,000	15,719,000	563,000
	Linamon National High School	13,103,000	997,000	14,100,000	350,000

REGION / SDO / SECONDARY SCHOOLS		JUNIOR HIGH SCHOOL			SENIOR HS
		PS	MOOE	TOTAL	MOOE
	Lininding Integrated School	-	240,000	240,000	
	Mabuhay Integrated School	857,000	290,000	1,147,000	
	Madaya Integrated School	857,000	298,000	1,155,000	
	Magsaysay National High School	15,109,000	946,000	16,055,000	340,000
	Maguindanao Integrated School	857,000	337,000	1,194,000	
	Mahayahay Integrated School	857,000	279,000	1,136,000	
	Mamagum Integrated School	857,000	299,000	1,156,000	
	Manga Integrated School	1,714,000	475,000	2,189,000	
	Marcela T. Mabanta Memorial National High School	26,248,000	1,585,000	27,833,000	804,000
	Masibay Integrated School	857,000	419,000	1,276,000	
	Matampay Integrated School	1,714,000	381,000	2,095,000	
	Matungao National High School	16,535,000	1,156,000	17,691,000	427,000
	Miguel E. Esmade Memorial Integrated School	428,000	292,000	720,000	
	Mukas National High School	13,027,000	883,000	13,910,000	345,000
	Munai Central Integrated School	857,000	397,000	1,254,000	
	Munai National High School	6,676,000	608,000	7,284,000	290,000
	Nangka Integrated School	-	214,000	214,000	
	Nunungan National High School	5,351,000	333,000	5,684,000	210,000
	Olango Integrated School	857,000	262,000	1,119,000	
	Pacalundo Integrated School	-	278,000	278,000	
	Pagayawan Integrated School	3,018,000	452,000	3,470,000	150,000
	Panoloan National High School	13,319,000	916,000	14,235,000	219,000
	Pantao Ragat Agro-Industrial High School	20,445,000	1,736,000	22,181,000	851,000
	Pantar National High School	21,153,000	1,712,000	22,865,000	780,000
	Pelingkingan Integrated School	857,000	259,000	1,116,000	
	Pendolonan Integrated School	1,286,000	351,000	1,637,000	
	Pigcarangan Integrated School	3,428,000	542,000	3,970,000	177,000
	Pikalawag Integrated School	1,714,000	419,000	2,133,000	
	Poonapiagapo Central Integrated School	1,714,000	419,000	2,133,000	
	Poonapiagapo National High School	431,000	494,000	925,000	150,000
	Ramain Integrated School	857,000	290,000	1,147,000	
	Riverside National High School	20,553,000	1,586,000	22,139,000	738,000
	Rufo del Cruz Integrated School	3,023,000	864,000	3,887,000	216,000
	Salvador National High School (Salvador Trade High School)	12,516,000	1,695,000	14,211,000	846,000
	Samburon Integrated School	2,142,000	560,000	2,702,000	150,000
	Sapad Integrated School	1,286,000	421,000	1,707,000	
	Sergio P. Cerujales, Jr. National High School	3,582,000	433,000	4,015,000	150,000
	Shiek Omar Integrated School	857,000	251,000	1,108,000	
	Sigayan Integrated School	857,000	285,000	1,142,000	
	Sultan Ali Dimaporo Memorial Integrated School (Bauyan National High School)	24,724,000	1,818,000	26,542,000	779,000
	Sultan Naga Dimaporo Memorial Integrated School	21,288,000	1,246,000	22,534,000	598,000
	Suso Integrated School	857,000	354,000	1,211,000	
	Tagoloan Integrated School	1,714,000	346,000	2,060,000	
	Tagoloan National High School	5,559,000	514,000	6,073,000	150,000
	Taguitic Integrated School	9,938,000	618,000	10,556,000	156,000
	Tambacon Integrated School	1,295,000	311,000	1,606,000	150,000
	Tangcal High School	-	501,000	501,000	165,000
	Teofila C. Quibranza National High School	38,941,000	1,487,000	40,428,000	388,000
	Tumple Integrated School	857,000	298,000	1,155,000	
	Division of Malaybalay City	105,851,000	13,686,000	119,537,000	5,671,000
	Division Office - Proper	1,866,000	-	1,866,000	-
	Apo Macote National High School	7,418,000	615,000	8,033,000	227,000
	Busdi Integrated School	5,705,000	555,000	6,260,000	190,000
	Can-ayan Integrated School	9,753,000	715,000	10,468,000	268,000
	Candiisan Integrated School	857,000	306,000	1,163,000	
	Capitan Angel Integrated School	1,714,000	307,000	2,021,000	150,000
	Casisang Central Integrated School	1,289,000	351,000	1,640,000	
	Casisang National High School (Bukidnon National High School - Casisang Annex)	9,154,000	873,000	10,027,000	269,000
	Casisang Senior Hlgh School			-	1,018,000
	Dalwangan National High School	-	910,000	910,000	371,000
	Imbayao National High School	1,286,000	367,000	1,653,000	150,000
	Kalasungay National High School (Bukidnon National High School - Kalasungay Extension)	1,286,000	373,000	1,659,000	150,000

REGION / SDO / SECONDARY SCHOOLS		JUNIOR HIGH SCHOOL			SENIOR HS
		PS	MOOE	TOTAL	MOOE
	Kibalabag Integrated School	1,714,000	304,000	2,018,000	150,000
	Kilap-agan Integrated School	1,286,000	279,000	1,565,000	
	Lalawan National High School	-	401,000	401,000	201,000
	Luyungan High School	3,028,000	392,000	3,420,000	150,000
	Mabuhay Integrated School	857,000	258,000	1,115,000	
	Magsaysay Integrated School	1,286,000	392,000	1,678,000	
	Malaybalay City National High School (Bukidnon National High School - San Jose Annex)	6,909,000	888,000	7,797,000	290,000
	Malaybalay City National Science High School (Bukidnon National High School - Aglayan Annex)	17,619,000	1,761,000	19,380,000	1,143,000
	Manalog Integrated School	1,286,000	252,000	1,538,000	
	Mapayag Integrated School	857,000	222,000	1,079,000	
	Miglamin National High School	-	468,000	468,000	194,000
	San Martin Agro-Industrial National High School	12,066,000	921,000	12,987,000	450,000
	Silae National High School	11,742,000	695,000	12,437,000	150,000
	Simaya Integrated School	1,286,000	248,000	1,534,000	
	St. Peter National High School	4,301,000	509,000	4,810,000	150,000
	Tuburan Integrated School	1,286,000	324,000	1,610,000	
	Division of Misamis Occidental	286,879,000	26,831,000	313,710,000	7,840,000
	Division Office - Proper	4,764,000	-	4,764,000	-
	Adorable Integrated School	428,000	209,000	637,000	
	Alegria Integrated School	428,000	213,000	641,000	
	Aquino Integrated School	8,887,000	703,000	9,590,000	171,000
	Bernad Integrated School	428,000	205,000	633,000	
	Bitibut Integrated School	3,573,000	424,000	3,997,000	150,000
	Bolinsong Integrated School	428,000	222,000	650,000	
	Bonifacio Integrated School	428,000	250,000	678,000	
	Bonifacio National High School	25,351,000	1,221,000	26,572,000	464,000
	Buenavista Integrated School	428,000	230,000	658,000	
	Bunawan Integrated School	428,000	215,000	643,000	
	Burgos Integrated School	428,000	208,000	636,000	
	Calamba National Comprehensive High School	23,679,000	1,587,000	25,266,000	938,000
	Caridad Integrated School (Jimenez Integrated School)	499,000	-	499,000	
	Carmen Integrated School	1,286,000	381,000	1,667,000	150,000
	Colambutan Bajo National High School	4,178,000	447,000	4,625,000	150,000
	Conat Integrated School	428,000	209,000	637,000	
	Concepcion National High School	5,440,000	636,000	6,076,000	194,000
	Cong. Hilarion J. Ramiro, Jr. Memorial National High School	6,399,000	547,000	6,946,000	150,000
	Dampalan Integrated School	428,000	214,000	642,000	
	Diwat National High School	16,877,000	755,000	17,632,000	406,000
	Don Victoriano National High School	6,511,000	630,000	7,141,000	232,000
	Felina Sevilla Oaminal National High School	3,428,000	568,000	3,996,000	
	Guinabot National High School	3,669,000	435,000	4,104,000	150,000
	Ignacio Tan Memorial Integrated School	2,574,000	436,000	3,010,000	254,000
	Jimenez National Comprehensive High School	19,059,000	1,398,000	20,457,000	659,000
	Kanao-Kanao National High School	1,714,000	547,000	2,261,000	184,000
	Katipunan National High School	9,191,000	713,000	9,904,000	219,000
	Kinangay Sur Integrated School	857,000	313,000	1,170,000	
	Lampasan Integrated School	5,303,000	373,000	5,676,000	150,000
	Libertad Bajo Integrated School	428,000	248,000	676,000	
	Locus Integrated School	428,000	219,000	647,000	
	Macalibre Alto National High School	6,882,000	585,000	7,467,000	150,000
	Maikay Integrated School	428,000	231,000	659,000	
	Manla Integrated School	428,000	210,000	638,000	
	Mansabay Alto Integrated School	857,000	463,000	1,320,000	
	Matugas Bajo Integrated School	428,000	211,000	639,000	
	Mitazan Integrated School	4,444,000	242,000	4,686,000	
	Napangan Integrated School	428,000	209,000	637,000	
	New Casul Integrated School	-	202,000	202,000	
	Nueva Vista National High School	6,329,000	496,000	6,825,000	150,000
	Ozamiz Integrated School	1,286,000	248,000	1,534,000	
	Panalsalan Integrated School	428,000	270,000	698,000	
	Panaon National High School	4,502,000	484,000	4,986,000	150,000
	Petianan Integrated School	857,000	253,000	1,110,000	
	Pisaan National High School	857,000	482,000	1,339,000	168,000

REGION / SDO / SECONDARY SCHOOLS		JUNIOR HIGH SCHOOL			SENIOR HS
		PS	MOOE	TOTAL	MOOE
	Roque L. Su Memorial National High School (Mabini NHS)	7,617,000	492,000	8,109,000	153,000
	Sapang Ama Integrated School	-	401,000	401,000	
	Sapang Dalaga National High School	16,567,000	1,216,000	17,783,000	329,000
	Sibugon Integrated School	17,993,000	764,000	18,757,000	487,000
	Sinonoc National High School	19,871,000	1,280,000	21,151,000	536,000
	Sta. Cruz Integrated School	428,000	223,000	651,000	
	Tabo-o Integrated School	5,403,000	382,000	5,785,000	150,000
	Tagwanao Integrated School	4,574,000	302,000	4,876,000	
	Tipolo Integrated School	428,000	221,000	649,000	
	Tonggo Integrated School	428,000	258,000	686,000	
	Tudela National Comprehensive High School	23,457,000	1,545,000	25,002,000	796,000
	Upper Usugan National Comprehensive High School	3,584,000	405,000	3,989,000	150,000
	Division of Misamis Oriental	803,018,000	75,224,000	878,242,000	23,176,000
	Division Office - Proper	14,129,000	-	14,129,000	-
	Abunda Integrated School	1,286,000	311,000	1,597,000	
	Alipuaton Integrated School	3,458,000	367,000	3,825,000	
	Andales Integrated School	857,000	353,000	1,210,000	
	Aplaya National High School	7,553,000	736,000	8,289,000	
	Aposkahoy National High School	4,905,000	559,000	5,464,000	150,000
	Artadi Integrated School	2,142,000	409,000	2,551,000	
	Bagocboc National High School	5,240,000	540,000	5,780,000	173,000
	Balagnan Integrated School	428,000	288,000	716,000	
	Balingasag Senior High School			-	530,000
	Baliwagan National High School	33,536,000	2,277,000	35,813,000	1,527,000
	Bayugbayugan Integrated School	428,000	286,000	714,000	
	Binuangan National High School	8,797,000	740,000	9,537,000	266,000
	Bobontugan National High School	13,259,000	1,022,000	14,281,000	243,000
	Bulahan Integrated School	1,286,000	334,000	1,620,000	
	Cabalantian National High School	14,410,000	1,094,000	15,504,000	651,000
	Cabalawan Integrated School	1,714,000	398,000	2,112,000	
	Calawag Integrated School	857,000	286,000	1,143,000	
	Calubo Integrated School	3,515,000	447,000	3,962,000	
	Casinglot National High School	12,313,000	997,000	13,310,000	
	Cauyonan Integrated School	1,714,000	322,000	2,036,000	
	Consuelo National High School	17,877,000	1,113,000	18,990,000	712,000
	Corrales Integrated School	857,000	265,000	1,122,000	
	Damayuhan National High School	3,857,000	509,000	4,366,000	
	Dampias A.O. Rafines National High School	5,053,000	462,000	5,515,000	
	Dampil National High School	13,332,000	971,000	14,303,000	
	Danao National High School	7,225,000	766,000	7,991,000	161,000
	Don Gregorio Pelaez National High School	2,571,000	524,000	3,095,000	
	Dr. Gerardo Sabal Memorial National High School	23,439,000	1,850,000	25,289,000	777,000
	Esperanza National High School	11,994,000	942,000	12,936,000	
	Esperanza Senior High School			-	599,000
	G. Pelaez Integrated School	857,000	280,000	1,137,000	
	Gimangpang Integrated School	1,286,000	397,000	1,683,000	
	Gumabon National High School	4,285,000	402,000	4,687,000	150,000
	Gumaod Integrated School	857,000	279,000	1,136,000	
	Hinaplanan National High School	11,414,000	982,000	12,396,000	227,000
	Inobulan (Hunga Gue) National High School	6,233,000	567,000	6,800,000	
	Jasaan National High School	48,604,000	3,130,000	51,734,000	2,252,000
	Kabulakan Integrated School	2,142,000	386,000	2,528,000	
	Kalacapan National High School	4,837,000	675,000	5,512,000	206,000
	Kalingagan National High School	7,275,000	849,000	8,124,000	517,000
	Kandiis Integrated School	1,286,000	410,000	1,696,000	
	Kibaghot National High School	4,595,000	503,000	5,098,000	
	Kibanban Integrated School	1,714,000	337,000	2,051,000	
	Kibungsod National High School	24,600,000	1,502,000	26,102,000	871,000
	Kidampas Integrated School	3,446,000	410,000	3,856,000	
	Kimaya Integrated School	857,000	292,000	1,149,000	
	Kinoguitan National Agricultural High School	6,888,000	671,000	7,559,000	150,000
	Kinoguitan Senior High School			-	382,000
	Lagonglong Senior High School			-	818,000
	Lantad Integrated School	3,442,000	400,000	3,842,000	150,000
	Limunda Integrated School	1,714,000	309,000	2,023,000	

REGION / SDO / SECONDARY SCHOOLS		JUNIOR HIGH SCHOOL			SENIOR HS
		PS	MOOE	TOTAL	MOOE
	Linabu Integrated School	1,714,000	423,000	2,137,000	
	Looc National High School	7,676,000	570,000	8,246,000	176,000
	Lourdes Alubijid National High School	9,270,000	694,000	9,964,000	319,000
	Lubilan Integrated School	857,000	263,000	1,120,000	
	Lubluban Integrated School	857,000	249,000	1,106,000	
	Lugait National High School	28,798,000	1,979,000	30,777,000	
	Lugait Senior High School			-	1,357,000
	Lukong Integrated School	857,000	298,000	1,155,000	
	Lumbo National High School	13,414,000	1,170,000	14,584,000	364,000
	Luna Integrated School	1,286,000	377,000	1,663,000	
	Luz Banzon Integrated School	1,286,000	471,000	1,757,000	
	Macopa Integrated School	857,000	293,000	1,150,000	
	Mahayahay Integrated School	1,286,000	299,000	1,585,000	
	Malagana National High School	8,029,000	776,000	8,805,000	201,000
	Malanang Integrated School	857,000	258,000	1,115,000	
	Malibato Integrated School	428,000	269,000	697,000	
	Malunsagay Integrated School	428,000	259,000	687,000	
	Mambayaan Integrated School	857,000	296,000	1,153,000	
	Mandahilag National High School	5,014,000	463,000	5,477,000	
	Mantangale National High School	13,011,000	1,060,000	14,071,000	
	Mantangale Senior High School			-	563,000
	Manticao National High School	13,680,000	1,159,000	14,839,000	432,000
	Maputi Senior High School			-	1,234,000
	Maribojoc Integrated School	1,286,000	329,000	1,615,000	
	Matangad National High School	11,425,000	949,000	12,374,000	274,000
	Mat-i National High School (Claveria)	9,517,000	902,000	10,419,000	313,000
	Mat-i National High School (Naawan)	15,686,000	907,000	16,593,000	258,000
	Mauswagon Integrated School	857,000	301,000	1,158,000	
	Minalwang Integrated School	1,286,000	362,000	1,648,000	
	Misamis Oriental National High School	26,367,000	1,739,000	28,106,000	
	Naawan National High School	23,337,000	1,730,000	25,067,000	
	Nangcaon Integrated School	428,000	274,000	702,000	
	Natubo Integrated School	1,286,000	462,000	1,748,000	
	Patrocinio National High School	6,106,000	745,000	6,851,000	
	Portulin National High School	10,556,000	821,000	11,377,000	376,000
	Punta Silum Integrated School	1,286,000	425,000	1,711,000	
	Quezon Integrated School	857,000	319,000	1,176,000	
	Rizal National High School	5,256,000	525,000	5,781,000	
	Rosario National High School	9,995,000	845,000	10,840,000	310,000
	Rosario National High School of Tagoloan	3,428,000	458,000	3,886,000	
	Salawaga Integrated School	428,000	279,000	707,000	
	Samay Integrated School	857,000	323,000	1,180,000	
	Sampatulog Integrated School	3,449,000	455,000	3,904,000	
	San Isidro National High School	14,169,000	1,109,000	15,278,000	308,000
	San Juan National High School	11,075,000	764,000	11,839,000	458,000
	San Martin Integrated School	2,571,000	648,000	3,219,000	
	Sibantang Integrated School	857,000	309,000	1,166,000	
	Sta. Ana National High School	19,783,000	1,681,000	21,464,000	570,000
	Sta. Ines National High School	10,732,000	890,000	11,622,000	
	Sta. Ines Senior High School			-	496,000
	Sungay Integrated School	2,142,000	418,000	2,560,000	
	Tagoloan National High School	70,526,000	5,113,000	75,639,000	
	Tagoloan Senior High School			-	1,457,000
	Talacogon Integrated School	857,000	381,000	1,238,000	
	Talisayan National High School (Misamis Oriental National Trade School)	23,304,000	1,574,000	24,878,000	1,009,000
	Tama Integrated School	1,286,000	280,000	1,566,000	
	Tambobong-Balacanas National High School	4,966,000	598,000	5,564,000	176,000
	Taparak Integrated School	428,000	299,000	727,000	
	Tawantawan Integrated School	1,286,000	369,000	1,655,000	
	Tinagaan Integrated School	1,286,000	296,000	1,582,000	
	Tingalan Integrated School	2,142,000	358,000	2,500,000	150,000
	Tubajon Integrated School	857,000	302,000	1,159,000	
	Tuod Integrated School	2,142,000	504,000	2,646,000	
	Villanueva National High School	34,090,000	2,606,000	36,696,000	
	Villanueva Senior High School			-	863,000

REGION / SDO / SECONDARY SCHOOLS			JUNIOR HIGH SCHOOL			SENIOR HS
			PS	MOOE	TOTAL	MOOE
	Division of Oroquieta City		68,361,000	6,394,000	74,755,000	1,438,000
	Division Office - Proper		1,026,000	-	1,026,000	-
	Apil Integrated School		-	218,000	218,000	
	Bunga National High School		5,026,000	453,000	5,479,000	150,000
	Clarín Settlement Integrated School		857,000	325,000	1,182,000	
	Dullan Integrated School		2,656,000	366,000	3,022,000	
	Langcangan Central Integrated School		-	250,000	250,000	
	Misamis Occidental Science & Technology High School (Pines National High School)		17,613,000	1,120,000	18,733,000	485,000
	Mobod Integrated School		9,315,000	725,000	10,040,000	156,000
	Oroquieta Agro-Industrial School (Oroquieta City National High School)		8,687,000	530,000	9,217,000	150,000
	Rizal National High School		3,618,000	406,000	4,024,000	
	Sebucal Integrated School		2,599,000	340,000	2,939,000	
	Senote National High School		4,129,000	407,000	4,536,000	150,000
	Taboc Integrated School		-	248,000	248,000	
	Talairon National High School		12,835,000	800,000	13,635,000	347,000
	Tipan Integrated School		-	206,000	206,000	
	Division of Ozamiz City		102,371,000	9,681,000	112,052,000	2,421,000
	Division Office - Proper		1,698,000	-	1,698,000	-
	Capucan Integrated School		-	216,000	216,000	
	Cogon Integrated School		4,326,000	431,000	4,757,000	
	Cruz Lanzado Saligan Integrated School		857,000	324,000	1,181,000	150,000
	Gala National High School		4,095,000	385,000	4,480,000	
	Jacinto Nemeno Integrated School		857,000	345,000	1,202,000	
	Jose Lim Ho National High School		11,893,000	961,000	12,854,000	408,000
	Labinay National High School		12,214,000	786,000	13,000,000	200,000
	Malaubang Integrated School		7,095,000	629,000	7,724,000	
	Marcelino C. Regis Integrated School		6,153,000	507,000	6,660,000	224,000
	Misamis Annex Integrated School		6,166,000	669,000	6,835,000	
	Montol National High School		11,928,000	990,000	12,918,000	315,000
	Pulot National High School		16,044,000	1,143,000	17,187,000	471,000
	San Antonio National High School		7,751,000	662,000	8,413,000	221,000
	Sancho Capa Integrated School		-	269,000	269,000	
	Sangay Integrated School		-	226,000	226,000	
	Sinusa Integrated School		-	278,000	278,000	
	Tabid National High School		11,294,000	860,000	12,154,000	432,000
	Division of Tangub City		89,773,000	8,676,000	98,449,000	3,087,000
	Division Office - Proper		1,448,000	-	1,448,000	-
	Banglay National High School		6,972,000	595,000	7,567,000	212,000
	Bintana Integrated School		857,000	285,000	1,142,000	
	Bongabong National High School		7,010,000	478,000	7,488,000	177,000
	Caniangan National High School		7,295,000	599,000	7,894,000	246,000
	Lorenzo Tan National High School		19,544,000	1,196,000	20,740,000	563,000
	Maloro Integrated School		857,000	467,000	1,324,000	150,000
	Maquilao Integrated School		5,753,000	584,000	6,337,000	204,000
	Mayor Alfonso Tan High School		3,557,000	429,000	3,986,000	150,000
	Paiton Integrated School		428,000	224,000	652,000	
	Pangabuan Integrated School		1,286,000	586,000	1,872,000	150,000
	Polao Integrated School		857,000	292,000	1,149,000	
	Silangit National High School		5,837,000	617,000	6,454,000	185,000
	Simasay National High School		3,011,000	533,000	3,544,000	150,000
	Sta. Maria National High School		9,435,000	687,000	10,122,000	358,000
	Sumirap National High School		15,626,000	1,104,000	16,730,000	542,000
	Division of Valencia City		60,520,000	11,308,000	71,828,000	3,267,000
	Division Office - Proper		1,442,000	-	1,442,000	-
	Banlag Integrated School		7,075,000	590,000	7,665,000	161,000
	Batangan Integrated School		-	712,000	712,000	150,000
	Cambangan Integrated School		-	432,000	432,000	
	Catumbalon National High School (Valencia National High School - Catumbalon Annex)		-	617,000	617,000	326,000

REGION / SDO / SECONDARY SCHOOLS		JUNIOR HIGH SCHOOL			SENIOR HS
		PS	MOOE	TOTAL	MOOE
	Concepcion National High School (Valencia National High School - Concepcion Annex)	-	771,000	771,000	269,000
	Dagatkidavao Integrated School	10,891,000	961,000	11,852,000	299,000
	Guinoyoran National High School (Valencia National High School - Guinoyoran Annex)	787,000	984,000	1,771,000	324,000
	Lilingayon National High School	7,030,000	843,000	7,873,000	316,000
	Lourdes Integrated School	3,122,000	499,000	3,621,000	150,000
	Lumbo Integrated School	-	513,000	513,000	
	Lurugan National High School	21,558,000	1,378,000	22,936,000	506,000
	Mt. Nebo Integrated School	4,729,000	484,000	5,213,000	150,000
	San Isidro Integrated School	2,438,000	581,000	3,019,000	
	Sugod Integrated School	-	593,000	593,000	
	Tongantongan National High School (Valencia National High School - Tongantongan Annex)	1,448,000	1,010,000	2,458,000	616,000
	Vintar Integrated School	-	340,000	340,000	
Region XI - Davao		2,451,871,000	278,422,000	2,730,293,000	82,210,000
	Division of Davao City	363,245,000	60,640,000	423,885,000	16,276,000
	Division Office - Proper	6,967,000	-	6,967,000	
	Acacia National High School	1,730,000	536,000	2,266,000	
	Alambre National Agricultural High School	-	402,000	402,000	
	Ampon National High School	860,000	467,000	1,327,000	
	Bago Oshiro National High School	-	408,000	408,000	
	Balah Licosan National High School	428,000	321,000	749,000	
	Balderas Integrated School	428,000	262,000	690,000	
	Balugo Integrated School	-	228,000	228,000	
	Bantol National High School	1,286,000	329,000	1,615,000	
	Baon Aguan National High School	-	252,000	252,000	
	Baracayo Integrated School	857,000	411,000	1,268,000	
	Bartolome Integrated School	1,286,000	393,000	1,679,000	
	Bartolome R. Luardo National High School	6,003,000	612,000	6,615,000	201,000
	Bayabas Integrated School	1,286,000	386,000	1,672,000	
	Bayanihan Integrated School	1,714,000	474,000	2,188,000	
	Bernardino B. Bosque National High School	25,181,000	1,739,000	26,920,000	455,000
	Betan Integrated School	428,000	262,000	690,000	
	Biao National High School - Talandang High School Annex	-	501,000	501,000	166,000
	Binugao National High School - Baracatan National High School	445,000	591,000	1,036,000	150,000
	Buatan National High School	1,286,000	313,000	1,599,000	
	Buda National High School	8,028,000	755,000	8,783,000	332,000
	Buhisan National High School	3,437,000	788,000	4,225,000	
	Butay National High School	857,000	256,000	1,113,000	
	Cabonbon National High School	857,000	297,000	1,154,000	
	Cadalian National High School	-	286,000	286,000	
	Camansi National High School	5,596,000	573,000	6,169,000	200,000
	Carmen Integrated School	857,000	272,000	1,129,000	
	Catigan National High School	2,999,000	444,000	3,443,000	150,000
	Colosas Integrated School	-	211,000	211,000	
	Communal National High School	3,894,000	814,000	4,708,000	433,000
	Dalagdag National High School	857,000	330,000	1,187,000	150,000
	Damilag Integrated School	-	255,000	255,000	
	Datu Ambis Diarog Integrated School	-	193,000	193,000	
	Datu Duyan National High School	1,286,000	371,000	1,657,000	
	Datu Lompipi National High School	428,000	276,000	704,000	
	Datu Manlangan Integrated School	-	238,000	238,000	
	Davao City Special School	13,260,000	1,141,000	14,401,000	150,000
	Dominga National High School	1,286,000	272,000	1,558,000	
	Don Mariano Marcos Integrated School	-	223,000	223,000	
	Dumoy National High School	2,142,000	536,000	2,678,000	176,000
	E. Ramos National High School	8,313,000	979,000	9,292,000	231,000
	Elias B. Lopez Memorial National High School	7,446,000	580,000	8,026,000	221,000
	Elias P. Dacudao Gumalang School of Home Industries	5,915,000	630,000	6,545,000	150,000
	Erico T. Nograles National High School- B	6,952,000	800,000	7,752,000	
	Fatima Integrated School	-	283,000	283,000	
	Gasco & Centina Integrated School	1,286,000	382,000	1,668,000	

REGION / SDO / SECONDARY SCHOOLS		JUNIOR HIGH SCHOOL			SENIOR HS
		PS	MOOE	TOTAL	MOOE
	Gatungan Integrated School	-	230,000	230,000	
	GSIS Heights National High School	2,155,000	531,000	2,686,000	
	Gumitan National High School	-	274,000	274,000	
	Inayangan High School	7,028,000	667,000	7,695,000	190,000
	Ipil National High School	-	213,000	213,000	
	Joaquin National High School	-	387,000	387,000	
	Jose T. Quiboloy, Sr. National High School	-	693,000	693,000	269,000
	Kanacan National High School	428,000	277,000	705,000	
	Kiman-anao Integrated School	-	250,000	250,000	
	Labo National High School	857,000	315,000	1,172,000	
	Lacson Integrated School	1,723,000	443,000	2,166,000	
	Laho Integrated School	428,000	248,000	676,000	
	Lamanan National High School	7,889,000	729,000	8,618,000	282,000
	Langub National High School	1,714,000	383,000	2,097,000	150,000
	Lorenzo Latawan National High School	428,000	552,000	980,000	150,000
	Lumatag National High School	857,000	325,000	1,182,000	
	Lumiad National High School	428,000	300,000	728,000	
	M. Guloman Integrated School	428,000	269,000	697,000	
	Ma. Cristina P. Belcar Agricultural High School	13,025,000	824,000	13,849,000	264,000
	Mabuhay National High School	428,000	257,000	685,000	
	Magsaysay National High School	1,286,000	360,000	1,646,000	
	Magtuod National High School	6,872,000	618,000	7,490,000	288,000
	Mahayag National High School	17,998,000	1,398,000	19,396,000	627,000
	Malabog National High School - Sumimao National High School	2,173,000	391,000	2,564,000	150,000
	Malamboon Integrated School	428,000	270,000	698,000	
	Malikongkong National High School	857,000	369,000	1,226,000	
	Mangani National High School	-	229,000	229,000	
	Mangmang and Canoy Integrated School	428,000	265,000	693,000	
	Mapula National High School	428,000	331,000	759,000	150,000
	Marciano Amancio Integrated School	-	239,000	239,000	
	Marilog High School of Agriculture	6,204,000	588,000	6,792,000	158,000
	Marilog National High School - Malamba High School Annex	4,878,000	562,000	5,440,000	208,000
	Marilog National High School - Marahan National High School	7,948,000	691,000	8,639,000	219,000
	Matina Biao National High School	1,286,000	346,000	1,632,000	150,000
	Matina Pangl National High School	2,999,000	637,000	3,636,000	
	Mt. Apo National High School	857,000	338,000	1,195,000	
	Mudiang Integrated School	-	366,000	366,000	
	Namnam National High School	857,000	305,000	1,162,000	
	New Valencia Integrated School	857,000	324,000	1,181,000	
	Norberto G. Bacaro, Sr. National High School	-	342,000	342,000	
	Optaciano Hilay National High School	8,956,000	652,000	9,608,000	150,000
	Pablo M. Piatos, Sr. Integrated School	1,286,000	414,000	1,700,000	
	Pamantawan Integrated School	857,000	285,000	1,142,000	
	Pangyan National High School	428,000	296,000	724,000	
	Panulawan Integrated School	428,000	313,000	741,000	
	Paquibato National High School	13,410,000	861,000	14,271,000	357,000
	Paquibato National High School - Panaga National High School	6,723,000	653,000	7,376,000	212,000
	Paradise Embac National High School	8,760,000	695,000	9,455,000	246,000
	Patag National High School	428,000	281,000	709,000	
	Pilar P. Rodriguez Integrated School	-	555,000	555,000	
	Ruferto F. Capulong National High School	857,000	351,000	1,208,000	
	Salaysay National High School	-	480,000	480,000	206,000
	Saloy National High School	4,837,000	433,000	5,270,000	150,000
	San Isidro Integrated School	437,000	330,000	767,000	
	San Miguel Integrated School	-	798,000	798,000	
	San Pablo Integrated School	428,000	230,000	658,000	
	Senior High School within CP Garcia Elementary School (formerly in Sta. Ana ES)			-	4,770,000
	Simon A. Lada National High School	-	241,000	241,000	
	Soledad R. Duterte National High School	2,142,000	579,000	2,721,000	150,000
	Sta. Maria Integrated School	857,000	251,000	1,108,000	
	Sto. Niño National High School	16,463,000	1,501,000	17,964,000	607,000
	Sualon RPSB Integrated School	-	194,000	194,000	
	Suawan High School	-	743,000	743,000	221,000
	Subasta National High School	-	285,000	285,000	
	Sumilop National High School	428,000	293,000	721,000	

REGION / SDO / SECONDARY SCHOOLS		JUNIOR HIGH SCHOOL			SENIOR HS
		PS	MOOE	TOTAL	MOOE
	Surayan Integrated School	-	237,000	237,000	
	Tacunan National High School	10,205,000	1,200,000	11,405,000	548,000
	Taga-ibo National High School	428,000	242,000	670,000	
	Tagakpan National High School - Guianga National High School	9,724,000	773,000	10,497,000	254,000
	Tambobong National High School	3,490,000	692,000	4,182,000	170,000
	Tamugan National High School	-	263,000	263,000	
	Tapak National High School	857,000	372,000	1,229,000	
	Telesforo S. Singson National High School	7,096,000	678,000	7,774,000	293,000
	Tibuloy National High School	857,000	318,000	1,175,000	
	Tugbok National High School	11,227,000	1,284,000	12,511,000	458,000
	Tungkalan National High School	4,304,000	530,000	4,834,000	150,000
	Ula National High School	1,714,000	483,000	2,197,000	150,000
	Upian National High School	857,000	292,000	1,149,000	
	V. Bontilao, Sr. Integrated School	1,286,000	284,000	1,570,000	
	Vicenta C. Nograles National High School	9,933,000	1,211,000	11,144,000	448,000
	Victor Bernal Integrated School	-	334,000	334,000	
	Waan National High School	5,608,000	591,000	6,199,000	166,000
	Wangan National High School	7,881,000	934,000	8,815,000	150,000
	Division of Davao Occidental	237,846,000	26,899,000	264,745,000	6,353,000
	Division Office - Proper	4,504,000	-	4,504,000	-
	Aldo Pagagao Integrated School	1,286,000	551,000	1,837,000	
	Antonio T. Doromal National High School	1,714,000	469,000	2,183,000	
	Balanganan National High School	8,429,000	717,000	9,146,000	288,000
	Benjamin Velasco Bautista, Sr. National High School	10,206,000	876,000	11,082,000	413,000
	Bolila National High School	2,159,000	418,000	2,577,000	150,000
	Bolo Bolo Integrated School	857,000	448,000	1,305,000	
	Buca Integrated School	-	202,000	202,000	
	Buhangin National High School	857,000	303,000	1,160,000	150,000
	Bukid Integrated School	428,000	392,000	820,000	
	Calian National High School	4,294,000	641,000	4,935,000	
	Clotildo Reyes Barrios, Sr. National High School	3,869,000	660,000	4,529,000	
	Corona A. Cabanilla National High School	1,714,000	347,000	2,061,000	
	Cristina Calnantoc Rosario National High School	1,714,000	371,000	2,085,000	
	David Lachica, Sr. National High School	-	288,000	288,000	
	Demolok Valley National High School	15,085,000	1,215,000	16,300,000	532,000
	Don Marcelino National High School	19,830,000	1,306,000	21,136,000	634,000
	Emeliano S. Fontanares, Sr. National High School	2,999,000	475,000	3,474,000	150,000
	Ernesto Balindan Sumbo National High School	3,033,000	435,000	3,468,000	
	Ernesto Lopez National High School	3,039,000	442,000	3,481,000	
	Fishing Village Comprehensive National High School	19,350,000	1,139,000	20,489,000	290,000
	Fulong Maliona M. San, Sr. National High School	11,232,000	984,000	12,216,000	288,000
	Gaspar Danwata National High School	2,574,000	496,000	3,070,000	
	Harden Joyce Integrated School	2,571,000	550,000	3,121,000	
	John Martin Johnson National High School	15,473,000	968,000	16,441,000	284,000
	Jose de Arce Memorial High School (Sangkokdotal National High School)	4,706,000	500,000	5,206,000	150,000
	Kidaman Integrated School	857,000	294,000	1,151,000	
	Kinangan Integrated School	857,000	355,000	1,212,000	
	L. Payan Integrated School	857,000	226,000	1,083,000	
	Lacaron National High School	1,723,000	497,000	2,220,000	150,000
	Lawa National High School	17,716,000	1,340,000	19,056,000	883,000
	Luisa Joyce Mallari National High School	7,350,000	658,000	8,008,000	173,000
	Mahayahay National High School	1,286,000	296,000	1,582,000	
	Mangile National High School	5,141,000	663,000	5,804,000	150,000
	Manuel Medel Integrated School	-	279,000	279,000	
	Mariano Anoy Sangay Integrated School	1,714,000	412,000	2,126,000	
	Martino Masiwel National High School	-	346,000	346,000	
	Patuko Integrated School	857,000	377,000	1,234,000	
	Pedro Mariscal National High School	4,812,000	704,000	5,516,000	245,000
	Sta. Maria National High School	11,751,000	929,000	12,680,000	332,000
	Sumaya Senon Integrated School	-	236,000	236,000	
	Tabayon National High School	3,428,000	592,000	4,020,000	
	Tamaing Tribal National High School	1,726,000	440,000	2,166,000	
	TFS of Tambelang Integrated School	1,286,000	293,000	1,579,000	

REGION / SDO / SECONDARY SCHOOLS		JUNIOR HIGH SCHOOL			SENIOR HS
		PS	MOOE	TOTAL	MOOE
	Ticulon National High School	14,590,000	841,000	15,431,000	432,000
	Tingolo Integrated School	428,000	274,000	702,000	
	Tomas Lim Alcordo, Sr. National High School	5,275,000	602,000	5,877,000	227,000
	Tubalan Comprehensive National High School	14,269,000	1,052,000	15,321,000	432,000
	Division of Davao Oriental	380,899,000	38,632,000	419,531,000	10,606,000
	Division Office - Proper	6,545,000	-	6,545,000	-
	Alegria Integrated School	1,286,000	344,000	1,630,000	
	Aliwagwag Integrated School	857,000	257,000	1,114,000	
	Bagumbayan Agro-Industrial High School	7,365,000	698,000	8,063,000	184,000
	Bantay Integrated School	857,000	259,000	1,116,000	
	Baugo Integrated School	-	253,000	253,000	
	Binaton Integrated School	428,000	301,000	729,000	
	Binondo Integrated School	2,142,000	381,000	2,523,000	
	Bitaoagan National High School	8,085,000	774,000	8,859,000	150,000
	Boston National High School	22,390,000	1,455,000	23,845,000	708,000
	Butay Integrated School	857,000	332,000	1,189,000	150,000
	Caatijan National High School	3,428,000	478,000	3,906,000	150,000
	Calapagan National High School	8,260,000	636,000	8,896,000	170,000
	Coog Integrated School	857,000	384,000	1,241,000	
	Corporacion National High School	1,286,000	332,000	1,618,000	
	Crispin E. Rojas National High School	18,683,000	1,475,000	20,158,000	645,000
	Del Pilar National High School	5,193,000	542,000	5,735,000	187,000
	Don Mariano Marcos National High School	6,245,000	534,000	6,779,000	150,000
	Evaristo Moralizon National Vocational High School	24,377,000	1,598,000	25,975,000	790,000
	Jose Antop, Sr. San Isidro Integrated School	2,152,000	427,000	2,579,000	150,000
	Jose Bitac Integrated School	428,000	219,000	647,000	
	Kinablangan National High School	14,097,000	1,228,000	15,325,000	455,000
	Lamiawan Integrated School	-	228,000	228,000	
	Lavigan National High School	7,038,000	653,000	7,691,000	177,000
	Leandro G. Japos National High School	6,624,000	725,000	7,349,000	150,000
	Limot Integrated School	-	246,000	246,000	
	Lucatan Integrated School	857,000	282,000	1,139,000	
	Mabasa Integrated School	-	218,000	218,000	
	Macangao Agricultural Vocational High School	8,995,000	657,000	9,652,000	150,000
	Magdug National High School	857,000	334,000	1,191,000	
	Magsayap Integrated School	-	224,000	224,000	
	Manay National High School	23,091,000	1,611,000	24,702,000	810,000
	Manuel L. Nasser, Sr. National High School (La Union National High School)	8,830,000	781,000	9,611,000	150,000
	Maragatas Integrated School	428,000	236,000	664,000	
	Marayag National High School	7,599,000	673,000	8,272,000	171,000
	Maylaya Integrated School	1,714,000	345,000	2,059,000	208,000
	Mc Arthur S. Madani Integrated School	428,000	229,000	657,000	
	Modesto T. Veroy, Sr. Integrated School	857,000	260,000	1,117,000	
	Nangan National High School	18,489,000	1,396,000	19,885,000	479,000
	Old Macopa National High School	4,818,000	528,000	5,346,000	158,000
	Oregon Integrated School	857,000	303,000	1,160,000	
	Our Lady of Guadalupe National High School	8,885,000	795,000	9,680,000	260,000
	Paglusngan Integrated School	428,000	238,000	666,000	
	Paniquian National High School	7,323,000	629,000	7,952,000	182,000
	Pantuyan National High School	7,538,000	705,000	8,243,000	279,000
	Paulina Gambong Abayon National High School	4,285,000	690,000	4,975,000	152,000
	Potenciano A. Mabanding Integrated School	-	209,000	209,000	
	Pundaguitan National High School	7,471,000	665,000	8,136,000	189,000
	Puntalinao National High School	7,508,000	681,000	8,189,000	219,000
	San Antonio National High School	8,095,000	712,000	8,807,000	203,000
	San Isidro Integrated School	857,000	369,000	1,226,000	
	San Lorenzo Integrated School	428,000	246,000	674,000	
	San Luis National High School	16,057,000	1,025,000	17,082,000	487,000
	San Miguel Integrated School	1,714,000	222,000	1,936,000	
	San Pedro Integrated School	-	210,000	210,000	
	San Rafael Integrated School	857,000	297,000	1,154,000	
	Sangab National High School	8,784,000	781,000	9,565,000	206,000
	Santiago National High School	6,633,000	577,000	7,210,000	185,000
	Sigaboy Agricultural Vocational High School	17,327,000	1,414,000	18,741,000	658,000

REGION / SDO / SECONDARY SCHOOLS		JUNIOR HIGH SCHOOL			SENIOR HS
		PS	MOOE	TOTAL	MOOE
	Spur 2 Integrated School	428,000	233,000	661,000	
	Tagboa Agri-Vocational High School	2,216,000	485,000	2,701,000	150,000
	Tagugpo National High School	7,485,000	645,000	8,130,000	150,000
	Talisay National High School	1,286,000	325,000	1,611,000	
	Tamban National High School	-	344,000	344,000	
	Taocanga Integrated School	1,745,000	396,000	2,141,000	
	Tarragona National High School	28,948,000	1,453,000	30,401,000	794,000
	Taytayan Integrated School	3,428,000	619,000	4,047,000	
	Tiombocan National High School	2,159,000	319,000	2,478,000	150,000
	Tubaon National High School	1,714,000	512,000	2,226,000	
	Division of Davao de Oro	567,391,000	56,892,000	624,283,000	15,528,000
	Division Office - Proper	10,115,000	-	10,115,000	-
	Alimadmad Integrated School	1,286,000	450,000	1,736,000	
	Anagase Integrated School	-	198,000	198,000	
	Anagasi Integrated School	866,000	-	866,000	
	Andap National High School	7,753,000	677,000	8,430,000	212,000
	Anitapan National High School	10,501,000	698,000	11,199,000	222,000
	Araibo National High School	3,161,000	512,000	3,673,000	150,000
	Awao National High School	8,509,000	739,000	9,248,000	198,000
	Babag National High School	12,018,000	930,000	12,948,000	240,000
	Bagong Silang National High School	6,542,000	612,000	7,154,000	179,000
	Bahi National High School	857,000	277,000	1,134,000	
	Bango National High School	7,166,000	689,000	7,855,000	263,000
	Bantacan National High School	12,685,000	1,028,000	13,713,000	439,000
	Basak Integrated School	1,286,000	420,000	1,706,000	
	Bayabas National High School	6,347,000	579,000	6,926,000	150,000
	Belmonte Integrated School	857,000	270,000	1,127,000	
	Bongabong National High School	15,002,000	1,246,000	16,248,000	385,000
	Bongkilaton Integrated School	857,000	216,000	1,073,000	
	Boringot National High School	4,742,000	608,000	5,350,000	
	Cabangkalan Integrated School	428,000	221,000	649,000	
	Cabidanan National High School	2,595,000	433,000	3,028,000	
	Cagan National High School	2,590,000	390,000	2,980,000	
	Camanlangan National High School	17,832,000	1,173,000	19,005,000	514,000
	Camansi National High School	4,745,000	584,000	5,329,000	218,000
	Canidkid Integrated School	1,286,000	364,000	1,650,000	
	Casoon National High School	3,577,000	549,000	4,126,000	170,000
	Cogonon Integrated School	1,286,000	355,000	1,641,000	
	Concepcion Integrated School	-	210,000	210,000	
	Consuelo M. Valderrama National High School	7,620,000	743,000	8,363,000	229,000
	Corazon C. Aquino National High School	-	493,000	493,000	170,000
	Coronobe Integrated School	857,000	250,000	1,107,000	
	Danggayon Integrated School	1,286,000	262,000	1,548,000	
	Datu Davao National High School	1,286,000	313,000	1,599,000	
	Depot Ancestral Domain National High School	2,587,000	387,000	2,974,000	150,000
	Diosdado Macapagal National High School	4,751,000	481,000	5,232,000	150,000
	Don Vicente Romualdez National High School	12,281,000	895,000	13,176,000	437,000
	Elizalde National High School	16,945,000	1,410,000	18,355,000	801,000
	Golden Valley National High School	6,475,000	616,000	7,091,000	212,000
	Gumayan Integrated School	857,000	279,000	1,136,000	
	Kaligutan Integrated School	428,000	237,000	665,000	
	Kao National High School	5,841,000	712,000	6,553,000	216,000
	Kapatagan National High School	19,955,000	1,434,000	21,389,000	693,000
	Katipunan Integrated School	857,000	245,000	1,102,000	
	Kidawa National High School	7,522,000	649,000	8,171,000	248,000
	Kilagding National High School	1,286,000	337,000	1,623,000	
	Langgawisan National High School	6,204,000	520,000	6,724,000	150,000
	Lawaan National High School	4,326,000	507,000	4,833,000	
	Libaylibay National High School	6,480,000	636,000	7,116,000	168,000
	Longanapan Integrated School	428,000	216,000	644,000	
	Mabuhay National High School	6,456,000	586,000	7,042,000	248,000
	Magangit Integrated School	1,286,000	322,000	1,608,000	
	Magcagong National High School	428,000	245,000	673,000	
	Magnaga National High School	23,123,000	1,776,000	24,899,000	793,000
	Magsaysay National High School	-	454,000	454,000	

REGION / SDO / SECONDARY SCHOOLS		JUNIOR HIGH SCHOOL			SENIOR HS
		PS	MOOE	TOTAL	MOOE
	Major Angel V. Fajardo National High School	857,000	285,000	1,142,000	
	Mangayon National High School	11,725,000	949,000	12,674,000	290,000
	Manurigao Integrated School	1,289,000	332,000	1,621,000	
	Maparat National High School	16,302,000	1,318,000	17,620,000	435,000
	Mapawa National High School	16,322,000	1,036,000	17,358,000	284,000
	Masara Integrated School	2,142,000	346,000	2,488,000	
	Mayaon National High School	7,064,000	651,000	7,715,000	232,000
	Melale National High School	15,711,000	1,151,000	16,862,000	611,000
	Montevista National High School - Annex (DNAS Campus)	-	556,000	556,000	150,000
	Napnapan National High School	7,464,000	745,000	8,209,000	427,000
	New Albay National High School	11,682,000	936,000	12,618,000	150,000
	New Kapatagan National High School	2,162,000	442,000	2,604,000	158,000
	New Leyte National High School	11,015,000	767,000	11,782,000	305,000
	New Panay Integrated School	428,000	225,000	653,000	
	New Sibonga National High School	8,546,000	772,000	9,318,000	218,000
	New Visayas National High School	428,000	222,000	650,000	
	Nuevo Iloco National High School	10,831,000	986,000	11,817,000	180,000
	Olaycon Integrated School	5,625,000	577,000	6,202,000	150,000
	Paloc National High School	7,719,000	671,000	8,390,000	150,000
	Pamintaran Integrated School	857,000	234,000	1,091,000	
	Panansalan Integrated School	2,587,000	387,000	2,974,000	
	Pangi National High School	5,246,000	549,000	5,795,000	198,000
	Panibasan National High School	6,028,000	652,000	6,680,000	170,000
	Parasanon Integrated School	857,000	246,000	1,103,000	
	Pasian National High School	12,064,000	836,000	12,900,000	284,000
	Pongpong Integrated School	857,000	299,000	1,156,000	
	San Antonio National High School	7,255,000	666,000	7,921,000	243,000
	San Isidro Integrated School, Monkayo	857,000	227,000	1,084,000	
	San Isidro Integrated School, Nabunturan	857,000	254,000	1,111,000	
	San Miguel National High School	11,453,000	949,000	12,402,000	284,000
	San Vicente Integrated School	1,286,000	373,000	1,659,000	
	Siocon National High School	8,347,000	757,000	9,104,000	219,000
	Tagugpo National High School	8,827,000	808,000	9,635,000	285,000
	Tambongon National High School	22,132,000	1,644,000	23,776,000	703,000
	Tan-Awan Integrated School	428,000	214,000	642,000	
	Tandawan Integrated School	2,142,000	325,000	2,467,000	
	Teresa National High School	1,714,000	361,000	2,075,000	
	Tigbao Integrated School	857,000	238,000	1,095,000	
	Tuboran National High School	7,809,000	685,000	8,494,000	187,000
	Tubo-tubo National High School	7,951,000	902,000	8,853,000	376,000
	Tupaz National High School	8,598,000	760,000	9,358,000	224,000
	Ulip National High School	7,879,000	698,000	8,577,000	243,000
	Union National High School	18,737,000	969,000	19,706,000	190,000
	Union National High School - Mt. Diwata High School Annex	-	459,000	459,000	177,000
	Division of Davao del Norte	314,774,000	34,066,000	348,840,000	11,118,000
	Division Office - Proper	5,859,000	-	5,859,000	-
	Alejal National High School	17,145,000	1,134,000	18,279,000	292,000
	Alia National High School	-	452,000	452,000	
	Anibongan National High School	9,454,000	926,000	10,380,000	455,000
	Balagunan National High School	11,679,000	902,000	12,581,000	383,000
	Baltazar Nicor Valenzuela National High School	-	808,000	808,000	292,000
	Benigno Q. Martir National High School	3,028,000	491,000	3,519,000	150,000
	Butay Integrated School	1,298,000	404,000	1,702,000	150,000
	Cabadiangan Integrated School	-	373,000	373,000	150,000
	Central Baugan Integrated School	-	227,000	227,000	
	Dagohoy National High School	4,767,000	436,000	5,203,000	194,000
	Datu Balong National High School	12,542,000	867,000	13,409,000	371,000
	Datu Jose A. Libayao Memorial National High School	8,973,000	703,000	9,676,000	258,000
	Davao del Norte Regional Sports Academy	-	286,000	286,000	150,000
	Dofia Carmen Soriano National High School	12,271,000	991,000	13,262,000	310,000
	Dugayan National High School	4,757,000	444,000	5,201,000	150,000
	Dulyan Integrated School	-	214,000	214,000	
	Gupitan Integrated School	3,458,000	412,000	3,870,000	165,000
	Igangan Integrated School	3,454,000	438,000	3,892,000	212,000
	Kamansi Integrated School	-	270,000	270,000	

REGION / SDO / SECONDARY SCHOOLS		JUNIOR HIGH SCHOOL			SENIOR HS
		PS	MOOE	TOTAL	MOOE
	Kapatagan Integrated School	3,122,000	438,000	3,560,000	150,000
	Kinamayan Integrated School	7,360,000	861,000	8,221,000	345,000
	La Libertad National High School	11,671,000	936,000	12,607,000	397,000
	La Paz National High School	8,494,000	787,000	9,281,000	293,000
	Langan Integrated School	-	267,000	267,000	
	Limbaan National High School	15,966,000	1,166,000	17,132,000	406,000
	Linao National High School	9,418,000	802,000	10,220,000	377,000
	Lumabag Integrated School	1,723,000	313,000	2,036,000	
	Luna National High School	12,261,000	878,000	13,139,000	176,000
	Mabantao National High School	8,353,000	691,000	9,044,000	150,000
	Mabuhay National High School	6,487,000	589,000	7,076,000	192,000
	Macgum Integrated School	1,726,000	408,000	2,134,000	150,000
	Magatos Integrated School	-	507,000	507,000	150,000
	Maguintalunan Integrated School	-	219,000	219,000	
	Magwawa Integrated School	1,723,000	455,000	2,178,000	150,000
	Mambago Integrated School	-	262,000	262,000	
	Manguangan Integrated School	428,000	283,000	711,000	150,000
	Mangkay Integrated School	-	241,000	241,000	
	Marsman National High School	6,717,000	563,000	7,280,000	321,000
	Mesaoy National High School	10,445,000	880,000	11,325,000	308,000
	Mesolong Integrated School	4,326,000	545,000	4,871,000	150,000
	Naseco Integrated School	1,723,000	307,000	2,030,000	
	Nasilaban Integrated School	2,162,000	308,000	2,470,000	
	Natulinan National High School	-	291,000	291,000	
	New Casay Integrated School	-	265,000	265,000	
	Paiton Integrated School	2,587,000	337,000	2,924,000	
	Palma Gil Integrated School	-	257,000	257,000	
	Pinamuno National High School	3,085,000	433,000	3,518,000	150,000
	Ramon S. Segundo, Sr. National High School	-	423,000	423,000	150,000
	Rizal Integrated School	866,000	320,000	1,186,000	150,000
	Salvacion National High School	15,367,000	1,133,000	16,500,000	497,000
	Sampao Integrated School	5,182,000	628,000	5,810,000	194,000
	Semong National High School	7,230,000	634,000	7,864,000	150,000
	Sonlon National High School	14,483,000	1,031,000	15,514,000	521,000
	Sta. Fe National High School	4,414,000	484,000	4,898,000	150,000
	Sua-on National High School	8,595,000	635,000	9,230,000	153,000
	Tanglaw National High School	11,544,000	898,000	12,442,000	534,000
	Tibucag Integrated School	1,357,000	328,000	1,685,000	
	Tubod National High School	18,314,000	1,336,000	19,650,000	532,000
	Tulalian National High School	8,960,000	888,000	9,848,000	390,000
	Upper Tagasan Integrated School	-	261,000	261,000	
	Division of Davao del Sur	212,130,000	20,140,000	232,270,000	4,236,000
	Division Office - Proper	3,660,000	-	3,660,000	-
	Bangkal National High School	13,995,000	1,092,000	15,087,000	372,000
	Bato National High School	10,623,000	1,020,000	11,643,000	274,000
	Bolton National High School	-	428,000	428,000	
	Felipe - Inocencia Deluao National High School	5,109,000	535,000	5,644,000	150,000
	Hagonoy National High School - Sacub High School Annex	8,338,000	854,000	9,192,000	343,000
	Kasuga National High School	3,182,000	483,000	3,665,000	
	Kimlawis National High School	3,054,000	421,000	3,475,000	
	Lapulabao National High School	4,304,000	648,000	4,952,000	
	Libertad National High School	4,471,000	506,000	4,977,000	
	Lower Bala National High School	11,391,000	1,074,000	12,465,000	437,000
	Mabuhay National High School	7,757,000	824,000	8,581,000	285,000
	Malinao National High School of Arts and Trade	4,606,000	557,000	5,163,000	
	Manual National High School	-	376,000	376,000	
	Manuel Francisco C. Ramos, Sr. National High School	12,112,000	857,000	12,969,000	
	Maria Clea R. Delos Cientos National High School	6,567,000	632,000	7,199,000	
	Molopolo National High School	21,640,000	1,505,000	23,145,000	574,000
	New Clarin National High School	8,037,000	764,000	8,801,000	
	New Katipunan National High School	5,494,000	526,000	6,020,000	
	Pedro A. Arches National High School (Managa National High School)	17,289,000	1,324,000	18,613,000	437,000
	Perfecto O. Sagarino, Sr. National High School	3,467,000	425,000	3,892,000	
	Salud Cagas Technical & Vocational High School	5,862,000	765,000	6,627,000	280,000

REGION / SDO / SECONDARY SCHOOLS		JUNIOR HIGH SCHOOL			SENIOR HS
		PS	MOOE	TOTAL	MOOE
	San Isidro National High School	5,725,000	526,000	6,251,000	
	Sibulan National High School	7,064,000	600,000	7,664,000	210,000
	Sinawilan National High School	16,169,000	1,282,000	17,451,000	276,000
	Tacul Agricultural High School (Tacul National High School)	15,751,000	1,156,000	16,907,000	448,000
	Tudaya National High School	4,254,000	519,000	4,773,000	150,000
	Zosimo S. Magdadaro National High School	2,209,000	441,000	2,650,000	
	Division of Digos City	48,280,000	5,917,000	54,197,000	3,538,000
	Division Office - Proper	933,000	-	933,000	
	Balabag National High School	1,286,000	428,000	1,714,000	
	Dawis National High School	4,394,000	591,000	4,985,000	
	Goma National High School	2,583,000	446,000	3,029,000	150,000
	Igpit National High School	4,722,000	889,000	5,611,000	
	Kapatagan National High School	17,598,000	1,428,000	19,026,000	556,000
	Matti National High School	6,528,000	1,015,000	7,543,000	706,000
	Ruparan National High School	7,665,000	589,000	8,254,000	150,000
	Senior High School in Digos City			-	1,826,000
	Soong National High School	2,571,000	531,000	3,102,000	150,000
	Division of Island Garden City of Samal	126,661,000	11,824,000	138,485,000	4,584,000
	Division Office - Proper	2,125,000	-	2,125,000	
	Anonang National High School	12,060,000	887,000	12,947,000	555,000
	Balet National High School	6,945,000	543,000	7,488,000	150,000
	Bandera National High School	4,309,000	560,000	4,869,000	159,000
	Cogon National High School	11,780,000	952,000	12,732,000	264,000
	Del Monte National High School	8,046,000	664,000	8,710,000	168,000
	Diosdado Alorro, Sr. National High School	4,355,000	523,000	4,878,000	150,000
	Don Esteban Dasalla National High School	6,446,000	539,000	6,985,000	150,000
	Gamban Dadatan National High School	3,002,000	431,000	3,433,000	150,000
	Kaputian National High School	11,470,000	871,000	12,341,000	216,000
	Leonardo B. Canillo National High School	428,000	260,000	688,000	
	Libertad National High School	5,161,000	545,000	5,706,000	150,000
	Limao National High School	3,919,000	477,000	4,396,000	150,000
	Matanos National High School	11,955,000	749,000	12,704,000	171,000
	Maximo A. Arellano National High School	-	269,000	269,000	150,000
	Remedios C. Ortiz National High School	857,000	256,000	1,113,000	
	San Antonio National High School	5,426,000	477,000	5,903,000	150,000
	San Isidro Integrated School	3,072,000	491,000	3,563,000	179,000
	San Jose National High School	3,051,000	476,000	3,527,000	161,000
	Senior High School w/in Penaplata Central Elementary School			-	847,000
	Sta. Cruz National High School	12,779,000	880,000	13,659,000	364,000
	Tagbitan-ag National High School	6,363,000	574,000	6,937,000	150,000
	Tagpoongan National High School	3,112,000	400,000	3,512,000	150,000
	Division of Mati City	121,265,000	13,247,000	134,512,000	3,043,000
	Division Office - Proper	2,042,000	-	2,042,000	-
	Badas National High School	12,841,000	981,000	13,822,000	347,000
	Bobon National High School	11,664,000	974,000	12,638,000	269,000
	Buso National High School	10,231,000	815,000	11,046,000	287,000
	Cabuaya Integrated School	2,142,000	456,000	2,598,000	
	City of Mati National High School	3,885,000	857,000	4,742,000	161,000
	Culian Integrated School	866,000	278,000	1,144,000	
	Davao Oriental Regional Science High School	12,362,000	2,313,000	14,675,000	322,000
	Don Enrique Lopez National High School	5,651,000	613,000	6,264,000	194,000
	Don Salvador Lopez National High School	10,745,000	847,000	11,592,000	163,000
	Dofia Rosa Garcia Rabat Memorial National High School	8,749,000	715,000	9,464,000	
	Lanca Integrated School	857,000	298,000	1,155,000	
	Lawigan National High School	6,616,000	699,000	7,315,000	173,000
	Libudon National High School	10,762,000	819,000	11,581,000	290,000
	Licop Integrated School	2,228,000	346,000	2,574,000	150,000
	Luban Integrated School	1,286,000	337,000	1,623,000	150,000
	Macambol National High School	4,557,000	567,000	5,124,000	150,000
	Mayo National High School	7,628,000	736,000	8,364,000	234,000
	Taguibo Agricultural Vocational High School	6,153,000	596,000	6,749,000	153,000

REGION / SDO / SECONDARY SCHOOLS		JUNIOR HIGH SCHOOL			SENIOR HS
		PS	MOOE	TOTAL	MOOE
	Division of Panabo City	51,430,000	6,751,000	58,181,000	4,842,000
	Division Office - Proper	936,000	-	936,000	-
	Cagangohan National High School	5,581,000	1,057,000	6,638,000	
	Desiderio F. Dalisay, Sr. National High School	1,286,000	322,000	1,608,000	
	Kasilak National High School	1,714,000	349,000	2,063,000	
	Kauswagan National High School	9,811,000	762,000	10,573,000	258,000
	Little Panay National High School	5,049,000	627,000	5,676,000	180,000
	Mabunao National High School	2,699,000	444,000	3,143,000	150,000
	Malativas National High School	4,561,000	555,000	5,116,000	163,000
	Manay National High School	10,576,000	825,000	11,401,000	391,000
	Nanyo National High School	-	275,000	275,000	
	Panabo City Senior High School			-	3,368,000
	Panabo National High School - Quezon High School	1,773,000	681,000	2,454,000	150,000
	Sindaton National High School	7,016,000	635,000	7,651,000	182,000
	Tagpore Integrated School	428,000	219,000	647,000	
	Division of Tagum City	27,950,000	3,414,000	31,364,000	2,086,000
	Division Office - Proper	509,000	-	509,000	-
	Busaon Integrated School	5,728,000	605,000	6,333,000	150,000
	Canocotan National High School	5,769,000	840,000	6,609,000	453,000
	Liboganon Integrated School	3,978,000	547,000	4,525,000	150,000
	Magdum National High School	7,139,000	821,000	7,960,000	150,000
	Pandapan Integrated School	4,827,000	601,000	5,428,000	161,000
	Tagum City Regional Academy for Senior High School			-	1,022,000
	Region XII - SOCCSKSARGEN	3,032,508,000	317,237,000	3,349,745,000	91,339,000
	Division of Cotabato	1,021,977,000	100,883,000	1,122,860,000	22,805,000
	Division Office - Proper	17,865,000	-	17,865,000	-
	Agriculture National High School	12,786,000	939,000	13,725,000	
	Agriculture National High School - Baliki Annex	-	351,000	351,000	
	Agustin M. Valdevieso, Sr. National High School (Matalam NHS-Brgy. Linao, Marva Annex)	8,713,000	878,000	9,591,000	184,000
	Aleoson National High School	13,081,000	930,000	14,011,000	464,000
	Aleoson National High School - Pagangan Annex	11,196,000	883,000	12,079,000	150,000
	Alibayon High School	2,400,000	409,000	2,809,000	
	Antipas National High School - Malire Annex	445,000	351,000	796,000	
	Aringay National High School	8,947,000	1,004,000	9,951,000	305,000
	Arizona National High School	7,438,000	584,000	8,022,000	206,000
	B.A. Calamba National High School	9,455,000	664,000	10,119,000	314,000
	Badiangon National High School (Greenfield National High School - Badiangon Annex)	5,582,000	429,000	6,011,000	
	Bagumbayan High School	3,661,000	402,000	4,063,000	
	Banayal National High School	8,446,000	675,000	9,121,000	302,000
	Banayal National High School - Bacong Annex	-	394,000	394,000	
	Bangkal High School	857,000	269,000	1,126,000	
	Bannawag National High School	8,949,000	798,000	9,747,000	237,000
	Barongis High School	4,467,000	445,000	4,912,000	150,000
	Basak National High School	8,129,000	685,000	8,814,000	261,000
	Bato High School	-	253,000	253,000	
	Bentangan High School	4,890,000	566,000	5,456,000	156,000
	Bialong High School	1,714,000	439,000	2,153,000	
	Bienvenido Orteza National High School	1,743,000	369,000	2,112,000	
	Binoongan High School	3,047,000	432,000	3,479,000	
	Bongolanon High School	2,159,000	370,000	2,529,000	150,000
	Buenavida National High School (New Israel National High School - Buenavida Annex)	4,156,000	413,000	4,569,000	
	Buhay High School	1,756,000	414,000	2,170,000	
	Bulakanon National High School	13,697,000	1,105,000	14,802,000	546,000
	Cabilao High School	2,168,000	353,000	2,521,000	
	Calunasan National High School	6,873,000	494,000	7,367,000	
	Camutan National High School	4,088,000	438,000	4,526,000	
	Carmen National High School - Liliongan Annex	6,119,000	807,000	6,926,000	231,000
	Carmen National High School - Ranzo Annex	5,313,000	650,000	5,963,000	238,000
	Carmen National High School - Tonganon Annex	2,190,000	447,000	2,637,000	

REGION / SDO / SECONDARY SCHOOLS		JUNIOR HIGH SCHOOL			SENIOR HS
		PS	MOOE	TOTAL	MOOE
	Carugmanan National High School	-	365,000	365,000	
	Cawilihan High School	882,000	284,000	1,166,000	
	Cesar C. Cabaya, Sr. High School	2,159,000	364,000	2,523,000	
	Dado National High School	16,632,000	1,453,000	18,085,000	740,000
	Dalapitan National High School	13,204,000	962,000	14,166,000	345,000
	Dallag National High School (Greenfield National High School - Dallag Annex)	6,263,000	572,000	6,835,000	150,000
	Datu Ambel High School	1,781,000	421,000	2,202,000	
	Datu Bitol Mangansakan Memorial High School	7,924,000	781,000	8,705,000	
	Datu Dalandag National High School (Pikit National High School - Datu Dalandag Memorial Annex)	7,575,000	623,000	8,198,000	150,000
	Datu Guiabo High School	1,295,000	358,000	1,653,000	
	Datu Ladayon High School	3,101,000	369,000	3,470,000	
	Datu Mambiling Ansabo High School	-	234,000	234,000	
	Datu Mantangkil High School	860,000	309,000	1,169,000	
	Datu Sundungan High School	-	284,000	284,000	
	Dimakanit National High School	3,797,000	445,000	4,242,000	
	Don Antonio Jayme Memorial National High School	9,855,000	680,000	10,535,000	290,000
	Don Panaca High School	428,000	262,000	690,000	
	Dualing National High School	14,567,000	948,000	15,515,000	640,000
	Dungoan High School	857,000	339,000	1,196,000	
	Elpidio Singco High School	4,085,000	416,000	4,501,000	
	Ernesto Agustin Reyes High School	12,038,000	999,000	13,037,000	337,000
	F. A. Andolana Memorial High School (Greenfield National High School - Sto. Niño Annex)	5,799,000	474,000	6,273,000	150,000
	Garsika National High School	1,289,000	338,000	1,627,000	
	Gastav High School	-	283,000	283,000	
	Generoso A. Reovoca, Sr. High School	866,000	333,000	1,199,000	
	Greenhill High School	2,759,000	444,000	3,203,000	
	Guiling High School	869,000	351,000	1,220,000	
	Idaoman High School	431,000	347,000	778,000	
	Ilian High School	-	256,000	256,000	
	Ilustre National High School (President Roxas National High School - Ilustre Annex)	5,760,000	669,000	6,429,000	150,000
	Imamaling High School	1,286,000	332,000	1,618,000	
	Inac High School	2,595,000	373,000	2,968,000	
	Indangan National High School	5,919,000	539,000	6,458,000	
	James Q. Llaban, Sr. High School	1,726,000	355,000	2,081,000	
	Jose Rizal National High School	8,045,000	672,000	8,717,000	279,000
	Juan Dillo Memorial High School	3,056,000	401,000	3,457,000	
	Kabacan National High School - Doña Josefa Malamote Annex	4,469,000	450,000	4,919,000	150,000
	Kabacan National High School - Upper Paatan Annex	3,338,000	404,000	3,742,000	
	Kabalantian National High School (Greenfield National High School - Kabalantian Annex)	8,230,000	683,000	8,913,000	246,000
	Kabulacan National High School	5,502,000	595,000	6,097,000	
	Kalakacan High School	-	277,000	277,000	
	Kamarahan National High School	5,347,000	563,000	5,910,000	
	Kamasi National High School	4,033,000	374,000	4,407,000	
	Katalicanan High School	1,384,000	487,000	1,871,000	288,000
	Katipunan National High School (Greenfield National High School - Katipunan Annex)	7,968,000	737,000	8,705,000	469,000
	Kiaring High School	5,753,000	611,000	6,364,000	
	Kibia National High School	7,900,000	786,000	8,686,000	204,000
	Kibudtungan National High School	15,229,000	1,118,000	16,347,000	427,000
	Kisandal High School	-	230,000	230,000	
	Kisante National High School - Batasan Annex	431,000	419,000	850,000	166,000
	Kisupaan High School	-	257,000	257,000	
	Kitub-bao National High School	19,269,000	1,522,000	20,791,000	701,000
	Kitubod High School	6,202,000	569,000	6,771,000	150,000
	Kulaman Valley High School	-	250,000	250,000	
	Ladtingan National High School	6,170,000	803,000	6,973,000	
	Lampayan National High School	7,815,000	683,000	8,498,000	150,000
	Lanao-Kuran National Vocational and Technical High School	3,244,000	408,000	3,652,000	150,000
	Langayen-ZT Hamid High School	-	352,000	352,000	
	Latagan High School	-	291,000	291,000	
	Leonardo Romero, Sr. High School	899,000	397,000	1,296,000	

REGION / SDO / SECONDARY SCHOOLS		JUNIOR HIGH SCHOOL			SENIOR HS
		PS	MOOE	TOTAL	MOOE
	Lepaga High School	4,770,000	569,000	5,339,000	
	Libertad National High School	-	241,000	241,000	
	Lika National High School - Katipunan Annex	1,374,000	347,000	1,721,000	
	Lomonay Integrated School	-	215,000	215,000	
	Luayon National High School (New Israel National High School - Luayon Annex)	4,500,000	458,000	4,958,000	
	Lumayong High School (Kabacan National High School - Lumayong Annex)	11,375,000	820,000	12,195,000	161,000
	Luz Village High School	1,734,000	383,000	2,117,000	
	Magpet National High School - Balite Annex	4,561,000	427,000	4,988,000	150,000
	Magpet National High School - Mahongkog Annex	3,613,000	421,000	4,034,000	150,000
	Makalangot Integrated School	3,072,000	436,000	3,508,000	
	Malabuan National High School (Bulakanon National High School - Malabuan Annex)	8,854,000	785,000	9,639,000	308,000
	Malamote National High School (Kimagango National High School - Malamote Annex)	5,283,000	546,000	5,829,000	
	Malapag National High School	20,249,000	1,364,000	21,613,000	439,000
	Malapang High School	857,000	253,000	1,110,000	
	Malasila National Vocational and Technical High School	11,733,000	951,000	12,684,000	514,000
	Malatab National High School	5,657,000	608,000	6,265,000	173,000
	Malibatuan National High School	9,484,000	667,000	10,151,000	196,000
	Malibatuan National High School - Ganatan Annex	437,000	397,000	834,000	
	Malinao National High School	28,932,000	1,909,000	30,841,000	792,000
	Malungon High School	3,683,000	367,000	4,050,000	
	Manglicmot High School	5,858,000	554,000	6,412,000	
	Manili High School	-	257,000	257,000	
	Manobisa High School	2,590,000	482,000	3,072,000	150,000
	Manobo National High School	8,985,000	819,000	9,804,000	172,000
	Manuangan National High School	7,483,000	567,000	8,050,000	150,000
	Manumba National High School (Magpet National High School - Tagbak Annex)	6,272,000	550,000	6,822,000	161,000
	Marbel National High School	6,530,000	604,000	7,134,000	
	Marciano Dahan High School	7,893,000	787,000	8,680,000	334,000
	Mariano Untal National High School (Bagontapay National High School)	19,183,000	1,495,000	20,678,000	908,000
	Matalam National High School Brgy. Linao - Alimodian Annex	10,274,000	700,000	10,974,000	150,000
	Mayor Gil Manalo High School (Kabacan National High School - Katidtuan Annex)	7,139,000	666,000	7,805,000	
	Meocan High School	8,474,000	672,000	9,146,000	224,000
	Minapan High School	8,261,000	706,000	8,967,000	330,000
	Napalico National Vocational High School	3,210,000	443,000	3,653,000	
	New Caridad National Vocational and Technical High School	3,589,000	384,000	3,973,000	
	New Cebu National High School	9,363,000	673,000	10,036,000	168,000
	New Israel National High School	8,325,000	503,000	8,828,000	150,000
	New Leon High School	1,305,000	362,000	1,667,000	
	New Rizal National High School (Tawantawan National High School)	9,282,000	801,000	10,083,000	216,000
	Nicaan National High School	21,843,000	1,280,000	23,123,000	624,000
	Nueva Vida National High School	17,242,000	1,019,000	18,261,000	525,000
	Osias High School	4,087,000	519,000	4,606,000	
	Padura-Espabo High School	8,581,000	706,000	9,287,000	166,000
	Palacat High School	857,000	291,000	1,148,000	
	Patindeguen National High School	8,430,000	753,000	9,183,000	150,000
	Pentil High School	3,488,000	432,000	3,920,000	
	Pigcawaran National High School	7,789,000	580,000	8,369,000	150,000
	Pigcawayan National High School - New Culasi Annex	-	305,000	305,000	
	Pinamulaan National High School	-	339,000	339,000	
	Presbitero National High School	22,546,000	1,637,000	24,183,000	775,000
	President Roxas National High School - Datu Inda Annex	1,305,000	425,000	1,730,000	
	Rajah Sumunsang High School	-	248,000	248,000	
	Rangayen High School	5,375,000	488,000	5,863,000	
	Ricardo L. Ipong National High School (Kisante National High School - Old Bulatukan Annex)	10,657,000	806,000	11,463,000	357,000
	Sagkungan Integrated School	-	211,000	211,000	
	Saguing National High School	5,397,000	556,000	5,953,000	
	Salama National High School	6,423,000	651,000	7,074,000	150,000

REGION / SDO / SECONDARY SCHOOLS		JUNIOR HIGH SCHOOL			SENIOR HS
		PS	MOOE	TOTAL	MOOE
	Salat High School	-	251,000	251,000	
	Sallab High School	3,458,000	429,000	3,887,000	
	Salunayan National High School	18,896,000	1,369,000	20,265,000	513,000
	Salvacion High School	428,000	245,000	673,000	
	Sarayan National High School	11,481,000	751,000	12,232,000	150,000
	Sibsib National High School	14,457,000	1,123,000	15,580,000	452,000
	Silik National High School	19,839,000	1,400,000	21,239,000	761,000
	Simeon Panganiban National High School	860,000	446,000	1,306,000	
	Sta. Maria High School	6,201,000	549,000	6,750,000	
	Sto. Niño High School	-	309,000	309,000	
	Taguranao High School	5,006,000	533,000	5,539,000	
	Takepan National High School	25,661,000	1,464,000	27,125,000	522,000
	Takepan National High School - Sultan Memorial Annex	11,292,000	857,000	12,149,000	250,000
	Tambad High School	3,461,000	483,000	3,944,000	
	Tamped High School	-	293,000	293,000	
	Temporan National High School (Magpet National High School - Temporan Annex)	3,657,000	387,000	4,044,000	150,000
	Timuey Anguang B. Campong Integrated School	857,000	306,000	1,163,000	
	Tomado High School	4,387,000	513,000	4,900,000	
	Tuael National High School	4,423,000	538,000	4,961,000	
	Tubak National High School	16,517,000	834,000	17,351,000	327,000
	Tukuran T. Kendenga High School	1,740,000	281,000	2,021,000	
	Upper Mingading High School	857,000	323,000	1,180,000	
	Victor S. Manlinoc High School	2,162,000	389,000	2,551,000	
	Villarica National High School	20,045,000	1,398,000	21,443,000	561,000
	Yanson High School	4,872,000	436,000	5,308,000	
	Division of General Santos City	243,668,000	24,140,000	267,808,000	10,551,000
	Division Office - Proper	4,086,000	-	4,086,000	-
	Antonino G. Busano, Sr. High School (Conel National High School)	26,387,000	1,696,000	28,083,000	676,000
	Bawing High School	20,965,000	1,683,000	22,648,000	703,000
	Buayan National High School	27,034,000	1,422,000	28,456,000	382,000
	Buayan National High School - Baluan Annex	3,962,000	871,000	4,833,000	337,000
	Buscano High School (A.G. Buscano, Sr. High School Annex)	441,000	491,000	932,000	150,000
	Dadiangas North High School	798,000	2,335,000	3,133,000	780,000
	Datu Andiam Manza National High School	15,554,000	1,303,000	16,857,000	598,000
	Datu B. Balunto National High School	1,384,000	706,000	2,090,000	238,000
	Engracia L. Valdomar National High School	20,141,000	1,540,000	21,681,000	516,000
	General Santos City High School - Banisil Annex	33,408,000	2,503,000	35,911,000	1,048,000
	General Santos City High School - Lanton Annex	4,748,000	1,411,000	6,159,000	1,506,000
	General Santos City SPED Integrated School	50,398,000	3,785,000	54,183,000	2,031,000
	Johnny Ang National High School	22,347,000	1,764,000	24,111,000	690,000
	Labangal National High School - Ligaya Annex	2,171,000	542,000	2,713,000	156,000
	Labangal National High School - Pao-Pao High School Annex	1,325,000	445,000	1,770,000	150,000
	Labangal National High School - Upper Labay Annex	1,377,000	471,000	1,848,000	180,000
	Lagao National High School Annex	1,318,000	577,000	1,895,000	254,000
	Samboang - Ngilay High School	5,824,000	595,000	6,419,000	156,000
	Division of Kidapawan City	126,634,000	12,278,000	138,912,000	4,177,000
	Division Office - Proper	2,126,000	-	2,126,000	-
	Amas National High School - Patadon Annex	4,988,000	549,000	5,537,000	200,000
	Binoligan Integrated School	3,776,000	421,000	4,197,000	150,000
	Datu Igwas IP Integrated School	1,843,000	316,000	2,159,000	
	Gayola National High School (Amas National High School - Gayola National High School Annex)	4,937,000	482,000	5,419,000	150,000
	Juan L. Gantuangco School of Arts & Trades	8,423,000	854,000	9,277,000	437,000
	Juan P. Jalipa Memorial High School	8,655,000	785,000	9,440,000	250,000
	Kalaisan National High School	8,986,000	788,000	9,774,000	313,000
	Lake Agco Integrated School	4,174,000	422,000	4,596,000	
	Lanao National High School	2,583,000	470,000	3,053,000	150,000
	Linagkob National High School	5,885,000	596,000	6,481,000	194,000
	Macebolig Integrated School	4,081,000	432,000	4,513,000	150,000
	Manongol National High School	10,382,000	775,000	11,157,000	424,000
	Marciano Mancera Integrated School	7,404,000	671,000	8,075,000	150,000
	Mt. Apo National High School	6,516,000	543,000	7,059,000	150,000

REGION / SDO / SECONDARY SCHOOLS		JUNIOR HIGH SCHOOL			SENIOR HS
		PS	MOOE	TOTAL	MOOE
	Mua-an Integrated School	4,177,000	447,000	4,624,000	
	Nuangan Integrated School	4,344,000	393,000	4,737,000	
	Onica National High School	3,725,000	400,000	4,125,000	150,000
	Perez Integrated School, Kidapawan	5,589,000	504,000	6,093,000	150,000
	Puasinda Integrated School	4,129,000	453,000	4,582,000	
	Sanuel Cruz National High School	8,773,000	909,000	9,682,000	836,000
	Singao Integrated School	4,081,000	477,000	4,558,000	150,000
	Spottswood National High School	7,057,000	591,000	7,648,000	173,000
	Division of Koronadal City	23,438,000	2,832,000	26,270,000	1,184,000
	Division Office - Proper	424,000	-	424,000	-
	Concepcion National High School	17,476,000	1,270,000	18,746,000	575,000
	Esperanza National High School - Annex, San Jose Campus	-	843,000	843,000	246,000
	Rotonda National High School	5,538,000	719,000	6,257,000	363,000
	Division of Sarangani	582,571,000	58,570,000	641,141,000	15,730,000
	Division Office - Proper	10,277,000	-	10,277,000	-
	Alabel Integrated School	11,524,000	1,084,000	12,608,000	424,000
	Alegria National High School	15,313,000	884,000	16,197,000	364,000
	Amado M. Quirit, Sr. National High School	2,175,000	509,000	2,684,000	234,000
	Anecito Bartulaba Integrated School	3,037,000	414,000	3,451,000	150,000
	Baliton National High School	11,464,000	854,000	12,318,000	219,000
	Banata National High School - Malungon Gamay National High School Annex	7,987,000	631,000	8,618,000	150,000
	Bangkal Integrated School	869,000	262,000	1,131,000	
	Banlas Integrated School	1,286,000	285,000	1,571,000	
	Banlibato Integrated School	3,639,000	388,000	4,027,000	150,000
	Batutuling Integrated School	1,714,000	293,000	2,007,000	150,000
	Biangan Integrated School	2,599,000	434,000	3,033,000	150,000
	B'laan Integrated School	3,623,000	408,000	4,031,000	
	Blat Integrated School	3,449,000	326,000	3,775,000	150,000
	Bongo Integrated School	3,023,000	330,000	3,353,000	150,000
	Cabales Enarbia, Sr. Integrated School	11,235,000	918,000	12,153,000	204,000
	Cablalan Integrated School	4,448,000	505,000	4,953,000	150,000
	Colon National High School - Aniceto Lopez Annex	15,548,000	1,155,000	16,703,000	406,000
	Columbio Integrated School	857,000	239,000	1,096,000	
	Consolacion Integrated School	3,604,000	402,000	4,006,000	150,000
	Daan Suyan High School	8,005,000	672,000	8,677,000	210,000
	Dakok Tamulon Integrated School	1,723,000	382,000	2,105,000	
	Dalamuan Integrated School	3,894,000	369,000	4,263,000	
	Danao Integrated School	3,089,000	374,000	3,463,000	
	Datal Anggas Integrated School	4,457,000	652,000	5,109,000	150,000
	Datal Basak Indigenous People School	1,295,000	247,000	1,542,000	
	Datal Bila Integrated School	3,126,000	359,000	3,485,000	
	Datalbatong Integrated School	5,855,000	468,000	6,323,000	150,000
	Datu Abdulbali Integrated School	2,602,000	443,000	3,045,000	
	Datu Molod Integrated School	8,094,000	621,000	8,715,000	187,000
	Datu Pangolima Integrated School	8,921,000	805,000	9,726,000	210,000
	Domnar-Lopez-Copada IP Integrated School	1,286,000	319,000	1,605,000	
	Domolok Integrated School	3,885,000	438,000	4,323,000	150,000
	E. Alegado Integrated School	5,276,000	503,000	5,779,000	150,000
	Edro Malayo Integrated School	428,000	213,000	641,000	
	Edsa Integrated School	857,000	215,000	1,072,000	
	Elena M. Mipaña National High School	1,286,000	330,000	1,616,000	
	Falel Kesbung Integrated School	2,583,000	324,000	2,907,000	
	Francisco A. Cagang Integrated School	3,037,000	373,000	3,410,000	
	Glan Central Integrated SPED Center	2,247,000	423,000	2,670,000	150,000
	Glan Padidu National High School - San Vicente Annex	7,220,000	627,000	7,847,000	180,000
	Green Valley Integrated School	1,295,000	311,000	1,606,000	
	Gulo Integrated School	1,286,000	339,000	1,625,000	
	Hadji Musa Integrated School	6,228,000	558,000	6,786,000	206,000
	Happy Valley Integrated School	2,595,000	390,000	2,985,000	150,000
	James Alfred Strong Integrated School	1,730,000	371,000	2,101,000	150,000
	JBT Caing, Sr. Integrated School	14,513,000	1,141,000	15,654,000	341,000
	Jose Ah Young Integrated School	1,745,000	340,000	2,085,000	150,000
	JP Laurel Integrated School	2,155,000	370,000	2,525,000	150,000

REGION / SDO / SECONDARY SCHOOLS		JUNIOR HIGH SCHOOL			SENIOR HS
		PS	MOOE	TOTAL	MOOE
	Kablacan Integrated School	8,714,000	643,000	9,357,000	150,000
	Kaltuad Integrated School	428,000	296,000	724,000	
	Kawas National High School	9,616,000	756,000	10,372,000	302,000
	Kawayan Integrated School	1,295,000	311,000	1,606,000	
	Kiahe Integrated School	5,686,000	557,000	6,243,000	150,000
	Kiamba National High School	31,259,000	2,439,000	33,698,000	1,043,000
	Kibac Integrated School	1,726,000	307,000	2,033,000	150,000
	Kinabalan Integrated School	3,897,000	407,000	4,304,000	150,000
	Kisoy National High School	-	238,000	238,000	
	Kyumad Integrated School	4,937,000	520,000	5,457,000	150,000
	Laginan Integrated School	4,317,000	414,000	4,731,000	150,000
	Lamlabong Integrated School	2,618,000	329,000	2,947,000	150,000
	Lamlifew Integrated School	4,444,000	404,000	4,848,000	
	Lanao Kapanglao Integrated School	-	232,000	232,000	
	Langkuas Integrated School	1,295,000	276,000	1,571,000	
	Lebe Integrated School	1,298,000	353,000	1,651,000	150,000
	Leopoldo P. Dacera Integrated School	5,416,000	427,000	5,843,000	150,000
	Libi Integrated School	3,976,000	474,000	4,450,000	
	Luis Casiple, Sr. Integrated School	2,670,000	365,000	3,035,000	
	Lumigo High School	6,135,000	493,000	6,628,000	150,000
	Lutay Integrated School	4,496,000	437,000	4,933,000	150,000
	Maguling National High School	15,782,000	1,156,000	16,938,000	471,000
	Malabod Integrated School	2,180,000	401,000	2,581,000	150,000
	Malalag National High School - Upo Annex	3,974,000	497,000	4,471,000	150,000
	Malalag-Cogon National High School	12,619,000	883,000	13,502,000	460,000
	Malandang National High School - Kiblat National High School Annex	5,832,000	683,000	6,515,000	150,000
	Malandang National High School - Tamban Annex	11,189,000	821,000	12,010,000	273,000
	Malapatan National High School - Kinam Annex	2,246,000	530,000	2,776,000	250,000
	Malunon National High School	19,339,000	1,099,000	20,438,000	685,000
	Malunon National High School - San Roque Annex	5,758,000	618,000	6,376,000	182,000
	Malunon National High School - Upper Mainit Annex	10,201,000	730,000	10,931,000	269,000
	Mangelen Integrated School	9,012,000	680,000	9,692,000	392,000
	Matingao Integrated School	428,000	286,000	714,000	
	Miasong Integrated School	5,634,000	493,000	6,127,000	150,000
	Millona Upper Suyan Integrated School	4,317,000	507,000	4,824,000	150,000
	New Canaan Integrated School	6,578,000	624,000	7,202,000	150,000
	Nian Integrated School	3,018,000	400,000	3,418,000	150,000
	Nomoh Integrated School	5,782,000	462,000	6,244,000	150,000
	Pag-asa Integrated School	4,885,000	525,000	5,410,000	150,000
	Pait Integrated School	2,220,000	373,000	2,593,000	
	Panambalan Integrated School	1,295,000	319,000	1,614,000	
	Panamin Integrated School	2,162,000	368,000	2,530,000	
	Paraiso Integrated School	2,159,000	364,000	2,523,000	150,000
	Perrett Central Integrated School	1,302,000	258,000	1,560,000	
	PH Millona Integrated School	7,624,000	607,000	8,231,000	213,000
	Pongoleel Integrated School	3,098,000	369,000	3,467,000	
	Prudencio Mariano, Sr. Integrated School	1,714,000	342,000	2,056,000	
	Pulatana Integrated School	1,723,000	300,000	2,023,000	
	Rogaya Bajunaid Integrated School	5,913,000	533,000	6,446,000	150,000
	Roque Adama Integrated School	6,261,000	581,000	6,842,000	155,000
	Salakit National High School	7,786,000	629,000	8,415,000	150,000
	Salimama Integrated School	1,295,000	328,000	1,623,000	
	San Juan Integrated School	3,446,000	425,000	3,871,000	
	San Miguel Integrated School	1,286,000	280,000	1,566,000	
	Sarangani National Sports Academy	-	249,000	249,000	
	Segafu Esgapo Integrated School	1,286,000	254,000	1,540,000	
	Sofan Integrated School	2,176,000	340,000	2,516,000	
	Spring Integrated School	3,914,000	528,000	4,442,000	150,000
	Tagaytay Integrated School	3,985,000	344,000	4,329,000	150,000
	Talus National High School	8,467,000	620,000	9,087,000	208,000
	Tamos Integrated School	4,424,000	401,000	4,825,000	150,000
	Tandawan Integrated School	866,000	304,000	1,170,000	
	Tangali Integrated School	4,082,000	341,000	4,423,000	
	Tangan Integrated School	4,574,000	438,000	5,012,000	150,000
	Tokawal National High School	9,238,000	706,000	9,944,000	204,000

REGION / SDO / SECONDARY SCHOOLS		JUNIOR HIGH SCHOOL			SENIOR HS
		PS	MOOE	TOTAL	MOOE
	Tonga Lim Siao, Sr. Integrated School	7,832,000	602,000	8,434,000	176,000
	Tuyan Integrated School	3,968,000	494,000	4,462,000	
	Upper Lumabat Integrated School	6,190,000	513,000	6,703,000	212,000
	Valeria B. Lopez Integrated School	4,501,000	430,000	4,931,000	150,000
	Wali Integrated School	6,403,000	559,000	6,962,000	150,000
	Division of South Cotabato	620,421,000	70,457,000	690,878,000	23,676,000
	Division Office - Proper	10,639,000	-	10,639,000	-
	Acmonan Integrated School	428,000	276,000	704,000	
	Aflek National High School - Edward's National High School Annex	860,000	485,000	1,345,000	204,000
	Banga National High School - Lamba Campus	3,214,000	758,000	3,972,000	390,000
	Banga National High School - Punong Grande Campus	4,110,000	604,000	4,714,000	213,000
	Basag Integrated School	-	245,000	245,000	
	Basag National High School	873,000	695,000	1,568,000	263,000
	Bengue Integrated School	857,000	223,000	1,080,000	
	Benigno S. Aquino Integrated School	428,000	284,000	712,000	
	Bentung Sulit National High School - Glamang Annex	874,000	911,000	1,785,000	416,000
	Bianan Integrated School	428,000	350,000	778,000	
	Bonifacio R. Tagaban, Sr. Integrated School	1,298,000	392,000	1,690,000	150,000
	Bucay Pait National High School	9,341,000	873,000	10,214,000	305,000
	Cebuano National High School	18,423,000	1,291,000	19,714,000	592,000
	Centrala National High School	10,866,000	823,000	11,689,000	184,000
	Colongulo National High School	6,509,000	784,000	7,293,000	273,000
	Datal Biao Integrated School	428,000	366,000	794,000	
	Datal Bila Integrated School	-	259,000	259,000	
	Datal Tablo Integrated School	857,000	313,000	1,170,000	
	Demamis Integrated School	857,000	427,000	1,284,000	
	Denlag Integrated School	1,286,000	404,000	1,690,000	
	Dumadalig Integrated School	4,014,000	584,000	4,598,000	
	E. Asion Integrated School	428,000	251,000	679,000	
	Edwards National High School	16,910,000	1,164,000	18,074,000	371,000
	El Nonok Integrated School	7,704,000	561,000	8,265,000	150,000
	Emeliano P. Bacquial National High School - Tupi NHS Annex	984,000	615,000	1,599,000	251,000
	Faviola Villa-Gasis National High School-San Miguel National High School Annex	-	407,000	407,000	150,000
	Godwino Integrated School	2,680,000	448,000	3,128,000	150,000
	Guinsangan National High School	7,607,000	561,000	8,168,000	150,000
	Haliland Integrated School	-	325,000	325,000	
	Jose Natividad Jr. Integrated School	-	215,000	215,000	
	Kalyong Integrated School	857,000	385,000	1,242,000	
	Katipunan National High School	7,175,000	540,000	7,715,000	150,000
	Kesegmung Integrated School	1,357,000	322,000	1,679,000	
	Klinan Integrated School	1,286,000	454,000	1,740,000	
	Kusan National High School	2,213,000	508,000	2,721,000	185,000
	Laconon Integrated School	16,256,000	1,399,000	17,655,000	390,000
	Lake Sebu National High School	29,800,000	2,090,000	31,890,000	1,759,000
	Lake Sebu National High School - Kibang Campus	4,901,000	650,000	5,551,000	310,000
	Lake Sebu National High School - Proper Ned Campus	1,305,000	589,000	1,894,000	213,000
	Lake Soluton Integrated School	11,845,000	986,000	12,831,000	
	Lambangan Integrated School	-	418,000	418,000	
	Lambontong National High School	3,725,000	616,000	4,341,000	150,000
	Lambukay Integrated School	857,000	406,000	1,263,000	
	Lamcade Integrated School	857,000	361,000	1,218,000	
	Lamhako Integrated School	3,178,000	411,000	3,589,000	150,000
	Lampari National High School	2,159,000	491,000	2,650,000	184,000
	Lamsalome Integrated School	4,014,000	434,000	4,448,000	
	Lamsugod National High School	6,654,000	750,000	7,404,000	226,000
	Laureano Escovidal Integrated School	1,792,000	411,000	2,203,000	
	Liberty National High School (Tampakan National High School - Liberty Annex)	9,028,000	836,000	9,864,000	264,000
	LR Morandante Integrated School	428,000	264,000	692,000	
	Lubol Integrated School	2,681,000	382,000	3,063,000	150,000
	Lumakil Integrated School	857,000	437,000	1,294,000	150,000
	Lunen Integrated School	428,000	318,000	746,000	
	Lusok Integrated School	3,524,000	407,000	3,931,000	150,000

REGION / SDO / SECONDARY SCHOOLS		JUNIOR HIGH SCHOOL			SENIOR HS
		PS	MOOE	TOTAL	MOOE
	Maan National High School	2,204,000	492,000	2,696,000	189,000
	Malaya National High School - Banga National High School Annex	4,897,000	718,000	5,615,000	279,000
	Mangilala Integrated School	3,082,000	358,000	3,440,000	
	Naci Integrated School	3,972,000	617,000	4,589,000	200,000
	Ned National High School	6,666,000	569,000	7,235,000	218,000
	New Dumangas National High School	12,389,000	957,000	13,346,000	395,000
	New Lambunao Integrated School	4,602,000	605,000	5,207,000	227,000
	New Tupi Integrated School	857,000	356,000	1,213,000	150,000
	Odos Angkoy Integrated School	1,714,000	445,000	2,159,000	
	Palakasam Integrated School	857,000	395,000	1,252,000	
	Palo 19 National High School	441,000	354,000	795,000	
	Panay National High School	12,910,000	983,000	13,893,000	250,000
	Poblacion Polomolok National High School	57,284,000	3,493,000	60,777,000	1,768,000
	Poblacion Polomolok National High School - Pablo Valencia Annex	6,643,000	962,000	7,605,000	439,000
	Polo Integrated School	857,000	386,000	1,243,000	
	Polomolok Creek Integrated School	1,714,000	500,000	2,214,000	150,000
	Polonuling National High School	28,373,000	1,427,000	29,800,000	519,000
	Polonuling National High School - Kablon Campus	1,782,000	762,000	2,544,000	280,000
	Polonuling National High School - Miasong Campus	1,314,000	635,000	1,949,000	255,000
	Polonuling National High School - Simbo Campus	1,377,000	555,000	1,932,000	330,000
	Pulo Subong Integrated School	3,028,000	462,000	3,490,000	150,000
	Rang-ay Integrated School	6,689,000	588,000	7,277,000	391,000
	Rizal (Bo. 3) National High School	431,000	529,000	960,000	198,000
	Salacafe Integrated School	1,714,000	567,000	2,281,000	
	San Jose National High School	13,051,000	994,000	14,045,000	570,000
	San Jose National High School - Lapuz National High School Annex	3,316,000	565,000	3,881,000	150,000
	San Miguel National High School	16,676,000	1,058,000	17,734,000	425,000
	San Vicente National High School	923,000	812,000	1,735,000	408,000
	Sergio L. Legayda National High School	1,391,000	617,000	2,008,000	258,000
	Silway 7 Integrated School	-	218,000	218,000	
	Silway 8 National High School	30,885,000	2,313,000	33,198,000	1,322,000
	Simsiman Integrated School	428,000	374,000	802,000	
	Surallah National High School	17,598,000	1,135,000	18,733,000	516,000
	Tablu National High School - Tampakan National High School Annex	2,246,000	444,000	2,690,000	150,000
	Tacub Integrated School	3,055,000	325,000	3,380,000	
	Talahik Integrated School	857,000	325,000	1,182,000	
	Talisay Integrated School	11,523,000	711,000	12,234,000	306,000
	Talufo Integrated School	3,653,000	572,000	4,225,000	150,000
	Tampakan National High School	36,309,000	2,387,000	38,696,000	1,244,000
	Tampakan National High School - Danlag Campus	2,229,000	430,000	2,659,000	150,000
	Tampakan National High School - Lampitak Campus	4,541,000	636,000	5,177,000	177,000
	Tantangan National High School	16,908,000	1,267,000	18,175,000	649,000
	Tantangan National Trade High School	18,002,000	1,295,000	19,297,000	293,000
	Taplan Integrated School		188,000	188,000	
	Tapok Integrated School	428,000	336,000	764,000	
	Tboli Integrated School	-	250,000	250,000	
	Tboli Sbu Senior High School			-	634,000
	T'boyung Integrated School	-	297,000	297,000	
	Upper Klinan National High School	25,455,000	1,217,000	26,672,000	305,000
	Upper Klinan National High School - Landan Campus	7,565,000	1,026,000	8,591,000	545,000
	Upper Klinan National High School - Palkan Annex	4,016,000	596,000	4,612,000	192,000
	Upper Maculan National High School	489,000	614,000	1,103,000	201,000
	Upper Sepaka Integrated School	857,000	364,000	1,221,000	
	Upper Tantangan Integrated School	1,286,000	348,000	1,634,000	
	Viray-Lising Integrated School	857,000	269,000	1,126,000	
	Division of Sultan Kudarat	371,212,000	44,177,000	415,389,000	11,858,000
	Division Office - Proper	6,379,000	-	6,379,000	-
	Antong Integrated School	3,461,000	544,000	4,005,000	
	Artemio L. Martin Integrated School	1,723,000	392,000	2,115,000	150,000
	Bagumbayan National High School - Biwang Annex	16,729,000	1,302,000	18,031,000	632,000
	Bagumbayan National High School - Kapaya Annex	9,274,000	744,000	10,018,000	258,000

REGION / SDO / SECONDARY SCHOOLS		JUNIOR HIGH SCHOOL			SENIOR HS
		PS	MOOE	TOTAL	MOOE
	Bagumbayan National High School - Masiag Annex	895,000	514,000	1,409,000	190,000
	Bagumbayan National High School - Sumilil Annex	-	300,000	300,000	150,000
	Baluan National High School	2,142,000	550,000	2,692,000	222,000
	Bolebok Integrated School	1,726,000	365,000	2,091,000	150,000
	Bongo-Bongo Integrated School	428,000	301,000	729,000	
	Busok National High School	14,191,000	997,000	15,188,000	461,000
	Capilan Integrated School	1,295,000	343,000	1,638,000	
	Chua Integrated School	2,587,000	384,000	2,971,000	
	Dante Integrated School	4,301,000	490,000	4,791,000	150,000
	Datu Bak-Bak Apang Integrated School	428,000	205,000	633,000	
	Datu Etang Integrated School	2,152,000	341,000	2,493,000	150,000
	Datu Ina Capitan Integrated School	-	204,000	204,000	
	Datu Ito Andong Integrated School	428,000	274,000	702,000	
	Datu Malayat Integrated School	428,000	298,000	726,000	
	Dona Catalina Integrated School	1,298,000	349,000	1,647,000	
	Dumolol Integrated School	857,000	319,000	1,176,000	
	E. Arcaño Memorial National High School (Basak National High School)	11,001,000	984,000	11,985,000	399,000
	Esperanza National High School - Salumping National High School Annex	857,000	498,000	1,355,000	166,000
	Estrella Integrated School	1,289,000	377,000	1,666,000	
	Hinalaan Integrated School	857,000	291,000	1,148,000	
	Imam Adil Memorial Integrated School	857,000	377,000	1,234,000	
	Isuko Integrated School	1,353,000	334,000	1,687,000	150,000
	Kabulanan Integrated School	1,726,000	345,000	2,071,000	
	Kalamansig National High School - Annex B	-	365,000	365,000	150,000
	Kalamansig National High School - Sabanal HS Annex	1,286,000	354,000	1,640,000	150,000
	Kalanawe II National High School	11,223,000	986,000	12,209,000	391,000
	Keytodac National High School	6,737,000	779,000	7,516,000	182,000
	Kilbog Integrated School	857,000	244,000	1,101,000	
	Kolong-Kolong Integrated School	866,000	326,000	1,192,000	
	Laguilayan National High School - Sultan Ali Akbar Sinegayan High School Annex	954,000	396,000	1,350,000	150,000
	Lambayong National High School (Mariano Marcos) - Pimbalayan High School Annex	6,248,000	937,000	7,185,000	322,000
	Langali Integrated School	4,751,000	546,000	5,297,000	
	Langgal National High School	19,658,000	866,000	20,524,000	180,000
	Langgal National High School - Bugso National High School Annex	-	382,000	382,000	
	Langgal National High School - Datu Ampak U. Kawan Annex	489,000	520,000	1,009,000	150,000
	Langgal National High School - Gapok Annex	7,347,000	798,000	8,145,000	258,000
	Langgal National High School - Sewod Annex	-	387,000	387,000	150,000
	Lebak National High School	17,417,000	945,000	18,362,000	253,000
	Lebak National High School - Mangudadatu Annex	866,000	590,000	1,456,000	150,000
	Legodon Integrated School	428,000	278,000	706,000	
	Limulan Integrated School	1,723,000	356,000	2,079,000	
	Madanding National High School	7,775,000	605,000	8,380,000	163,000
	Maligaya Integrated School	2,162,000	445,000	2,607,000	
	Maligaya National High School	10,836,000	746,000	11,582,000	300,000
	Mamali National High School	10,420,000	754,000	11,174,000	265,000
	Mamansual Abdul National High School (Palimbang National High School - Kraan Annex)	890,000	559,000	1,449,000	192,000
	Manirub Integrated School	2,232,000	358,000	2,590,000	
	Marawir Integrated School	1,726,000	347,000	2,073,000	150,000
	Mayo Integrated School	2,267,000	555,000	2,822,000	
	Midtungok Integrated School	1,289,000	365,000	1,654,000	
	Milbuk National High School	23,083,000	1,667,000	24,750,000	807,000
	New Natividad Integrated School	857,000	366,000	1,223,000	
	New Panay National High School	11,262,000	774,000	12,036,000	268,000
	New Pangasinan National High School	9,174,000	697,000	9,871,000	226,000
	Nuling Integrated School	857,000	297,000	1,154,000	
	Palavilla Integrated School	2,583,000	429,000	3,012,000	200,000
	Palimbang National High School	32,555,000	1,951,000	34,506,000	911,000
	Palimbang National High School - Kalibuhan Annex	-	412,000	412,000	150,000
	Palumbe Integrated School	-	394,000	394,000	
	Pigel Integrated School	857,000	264,000	1,121,000	

REGION / SDO / SECONDARY SCHOOLS		JUNIOR HIGH SCHOOL			SENIOR HS
		PS	MOOE	TOTAL	MOOE
	Plamango Integrated School	3,018,000	459,000	3,477,000	150,000
	President Quirino National High School - C. Mangilala High School	2,571,000	497,000	3,068,000	263,000
	Purikay National High School	13,039,000	1,011,000	14,050,000	327,000
	Salabaca National High School	9,887,000	739,000	10,626,000	237,000
	Sangay National High School	6,211,000	617,000	6,828,000	187,000
	Sen. Ninoy Aquino High School	15,225,000	1,289,000	16,514,000	619,000
	Sigayan Integrated School	857,000	373,000	1,230,000	
	Sisiman Integrated School	-	226,000	226,000	
	Sta. Clara National High School	9,752,000	691,000	10,443,000	249,000
	Sultan Sinanggayan Integrated School	2,159,000	346,000	2,505,000	150,000
	Sultan Tibong Bote Integrated School	428,000	208,000	636,000	
	Tagadtal Integrated School	1,289,000	384,000	1,673,000	
	Tapudi Integrated School	5,671,000	686,000	6,357,000	165,000
	Telafas National High School - Datalblao National High School Annex	981,000	407,000	1,388,000	
	Tibong-Tibong Integrated School	428,000	281,000	709,000	
	Tran National High School	6,356,000	569,000	6,925,000	165,000
	Upper Bunawan Integrated School	1,714,000	407,000	2,121,000	
	Zeneben Integrated School	1,289,000	525,000	1,814,000	
	Division of Tacurong City	42,587,000	3,900,000	46,487,000	1,358,000
	Division Office - Proper	683,000	-	683,000	-
	Abang Suizo Integrated School	-	216,000	216,000	
	Apolinario S. Bernardo Memorial National High School	11,500,000	827,000	12,327,000	363,000
	Rajah Muda National High School	7,349,000	626,000	7,975,000	170,000
	San Emmanuel National High School	18,761,000	1,128,000	19,889,000	525,000
	San Pablo National High School	1,714,000	581,000	2,295,000	150,000
	Upper Katungal National High School	2,580,000	522,000	3,102,000	150,000
	Region XIII - CARAGA	1,407,346,000	181,765,000	1,589,111,000	60,895,000
	Division of Agusan del Norte	272,072,000	26,623,000	298,695,000	11,558,000
	Division Office - Proper	4,594,000	-	4,594,000	
	Abilan Integrated School	-	462,000	462,000	155,000
	Agong-ong Integrated School	-	465,000	465,000	150,000
	Balangbalang Integrated School	-	597,000	597,000	202,000
	Bangonay National High School	-	463,000	463,000	172,000
	Buenavista National High School	72,192,000	2,783,000	74,975,000	961,000
	Buenavista West SPED Integrated School	-	899,000	899,000	186,000
	Cahayagan Integrated School	-	470,000	470,000	162,000
	Culit Integrated School	-	446,000	446,000	175,000
	Cuyago National High School	15,002,000	917,000	15,919,000	265,000
	Doña Rosario National High School (Tubay National High School)	-	764,000	764,000	382,000
	Durian National High School	15,853,000	804,000	16,657,000	150,000
	Durian National High School - Casiklan National High School Annex	-	466,000	466,000	209,000
	Durian National High School - Lawan-Lawan National High School Annex	-	307,000	307,000	150,000
	E.G. Montilla Integrated School	-	616,000	616,000	150,000
	F.S. Omayana Integrated School	-	343,000	343,000	150,000
	Guinabsan National High School - Sangay National High School Annex	-	484,000	484,000	241,000
	Guinabsan National High School - Simbalan National High School Annex	-	608,000	608,000	302,000
	Hinandayan Integrated School	-	382,000	382,000	150,000
	Jabonga National High School	17,212,000	1,143,000	18,355,000	521,000
	Jaliobong National High School	9,370,000	786,000	10,156,000	279,000
	Kitcharao National High School	18,073,000	1,485,000	19,558,000	887,000
	Lekda Integrated School	-	307,000	307,000	150,000
	Lingayao National High School	6,668,000	630,000	7,298,000	193,000
	Magdagoo National High School	7,347,000	604,000	7,951,000	160,000
	Manapa II Integrated School	-	413,000	413,000	150,000
	Maningalao National High School	4,288,000	454,000	4,742,000	155,000
	Manoligao Integrated School	-	347,000	347,000	150,000

REGION / SDO / SECONDARY SCHOOLS		JUNIOR HIGH SCHOOL			SENIOR HS
		PS	MOOE	TOTAL	MOOE
	Marcos Calo National High School	8,432,000	718,000	9,150,000	165,000
	Mat-i National High School	15,312,000	1,023,000	16,335,000	436,000
	Nasipit National High School	14,370,000	1,003,000	15,373,000	526,000
	Pupotsan National High School	-	325,000	325,000	150,000
	Rizal Integrated School	-	459,000	459,000	278,000
	San Vicente National High School	3,052,000	465,000	3,517,000	150,000
	Santiago National High School	19,158,000	1,539,000	20,697,000	840,000
	Senior High School in Carmen, Agusan Del Norte			-	1,038,000
	Tinigbasan National High School	5,887,000	478,000	6,365,000	150,000
	Tubay National High School	24,000,000	1,337,000	25,337,000	512,000
	Vinapor National High School	11,262,000	831,000	12,093,000	356,000
	Division of Agusan del Sur	329,831,000	44,447,000	374,278,000	10,825,000
	Division Office - Proper	5,951,000	-	5,951,000	-
	Afga National High School	8,840,000	772,000	9,612,000	220,000
	Agusan del Sur National Science High School	7,095,000	630,000	7,725,000	394,000
	Alegria National High School	-	333,000	333,000	
	Angas Integrated School	-	456,000	456,000	
	Anislagan National High School	5,545,000	504,000	6,049,000	150,000
	Anolingán Integrated School	-	277,000	277,000	
	Aurora National High School	8,305,000	579,000	8,884,000	150,000
	Azpetia National High School	11,955,000	893,000	12,848,000	282,000
	Balobo Integrated School	-	275,000	275,000	
	Bayugan 3 National High School	17,504,000	1,176,000	18,680,000	455,000
	Bayugan II National High School	10,316,000	695,000	11,011,000	184,000
	Bentahon Integrated School	-	354,000	354,000	
	Binucayan National High School	12,159,000	915,000	13,074,000	289,000
	Binucayan National High School - Johnson Integrated School	-	469,000	469,000	150,000
	Buena-Gracia National High School	5,272,000	489,000	5,761,000	150,000
	Buenasuerte National High School	5,303,000	442,000	5,745,000	150,000
	Caimpugan Integrated School	-	355,000	355,000	
	Catmonon National High School	5,629,000	540,000	6,169,000	150,000
	Causwagan National High School	6,404,000	582,000	6,986,000	150,000
	Cebolin National High School	-	326,000	326,000	
	Cecilia National High School	7,033,000	553,000	7,586,000	150,000
	Coalicion Integrated School	-	286,000	286,000	
	Das-Agan National High School	-	324,000	324,000	
	Del Monte National High School - Corpuz Extension Integrated School	-	423,000	423,000	150,000
	Desamparados National High School	-	447,000	447,000	150,000
	Duangan National High School	4,367,000	555,000	4,922,000	150,000
	Guadalupe National High School	11,067,000	911,000	11,978,000	150,000
	Hawilian National High School	7,587,000	812,000	8,399,000	150,000
	Jose T. Cuyos, Sr. II Integrated School	-	249,000	249,000	
	Kapatungan National High School	7,615,000	594,000	8,209,000	150,000
	Kasapa National High School	14,144,000	446,000	14,590,000	150,000
	Katipunan National High School	-	395,000	395,000	
	Kolambugan National High School	-	276,000	276,000	
	La Fortuna National High School	16,079,000	1,163,000	17,242,000	520,000
	Labnig National High School	4,131,000	600,000	4,731,000	197,000
	Laminga National High School	11,946,000	676,000	12,622,000	150,000
	Lapinigan National High School - New Visayas Extension	-	439,000	439,000	150,000
	Maasin Integrated School	-	316,000	316,000	
	Mabuhay National High School	7,847,000	557,000	8,404,000	160,000
	Magaud National High School	6,673,000	685,000	7,358,000	176,000
	Mahayahay Integrated School	-	277,000	277,000	
	Maligaya Integrated School	-	315,000	315,000	
	Manat National High School	5,386,000	635,000	6,021,000	150,000
	Marbon National High School	4,213,000	431,000	4,644,000	150,000
	Marfil National High School	4,191,000	438,000	4,629,000	150,000
	Nato National High School	4,581,000	545,000	5,126,000	150,000
	New Tubigon High School of Home Industries	3,290,000	409,000	3,699,000	150,000
	Novele National High School	4,796,000	567,000	5,363,000	185,000
	Nueva Gracia Integrated School	-	744,000	744,000	150,000
	Oro National High School	1,295,000	482,000	1,777,000	150,000
	Panagangan National High School	11,254,000	1,030,000	12,284,000	328,000

REGION / SDO / SECONDARY SCHOOLS		JUNIOR HIGH SCHOOL			SENIOR HS
		PS	MOOE	TOTAL	MOOE
	Patrocinio Integrated School	-	348,000	348,000	
	Prosperidad National High School - Aurora Integrated School	-	610,000	610,000	150,000
	Pulang Lupa National High School	8,811,000	706,000	9,517,000	179,000
	Salug National High School	7,068,000	583,000	7,651,000	150,000
	Salvacion National High School	3,675,000	624,000	4,299,000	184,000
	San Isidro National High School	7,244,000	507,000	7,751,000	150,000
	San Isidro National High School - Kauswagan HS Annex	-	544,000	544,000	150,000
	San Isidro National High School - San Vicente HS Annex	-	567,000	567,000	150,000
	San Jose National High School	6,453,000	602,000	7,055,000	185,000
	San Luis National High School - Balit High School Extension	-	482,000	482,000	150,000
	San Martin National High School	-	399,000	399,000	
	San Pascual Integrated School	-	385,000	385,000	
	San Pedro Integrated School	-	276,000	276,000	
	San Roque National High School	2,710,000	406,000	3,116,000	150,000
	San Toribio National High School	-	767,000	767,000	150,000
	San Vicente National High School	8,890,000	727,000	9,617,000	150,000
	Sayon National High School	-	596,000	596,000	185,000
	Sibagat National High School - Magsaysay Extension	-	498,000	498,000	150,000
	Sibagat National High School - Padiay Extension	-	457,000	457,000	150,000
	Singapore Integrated School	-	299,000	299,000	
	Sinobong National High School	20,674,000	1,264,000	21,938,000	402,000
	Sta. Maria National High School	11,456,000	823,000	12,279,000	150,000
	Sta. Fe National High School	3,729,000	557,000	4,286,000	150,000
	Sta. Rosa Integrated School	-	238,000	238,000	
	Talacogon National High School - Maharlika Integrated School	-	386,000	386,000	150,000
	Talacogon National High School - Sabang Integrated School	-	400,000	400,000	150,000
	Tapaz Integrated School	-	391,000	391,000	
	Tumalog National High School	-	275,000	275,000	
	Ulangan National High School	-	343,000	343,000	
	Veruela National High School Annex - Nueva Era High School	-	484,000	484,000	150,000
	Waloe National High School	-	493,000	493,000	150,000
	Wasian Integrated School	-	335,000	335,000	
	West Prosperidad National High School	1,348,000	433,000	1,781,000	150,000
	Division of Bayugan City	16,447,000	3,187,000	19,634,000	3,137,000
	Division Office - Proper	257,000	-	257,000	-
	Bayugan City Senior High School (Stand Alone)			-	2,501,000
	Berseba National High School	1,311,000	431,000	1,742,000	
	Calaitan National High School	3,127,000	727,000	3,854,000	186,000
	Magkangkang National High School	3,539,000	593,000	4,132,000	150,000
	Mount Carmel National High School	6,600,000	462,000	7,062,000	150,000
	Mt. Olive National High School	1,613,000	400,000	2,013,000	150,000
	San Agustin National High School	-	296,000	296,000	
	Victoriana Peling Tagbe National High School	-	278,000	278,000	
	Division of Bislig City	65,941,000	7,131,000	73,072,000	1,818,000
	Division Office - Proper	1,025,000	-	1,025,000	
	Bucto National High School	3,961,000	421,000	4,382,000	223,000
	Coleto National High School	489,000	354,000	843,000	
	Danipas National High School	6,087,000	460,000	6,547,000	
	Labisma Integrated School	428,000	323,000	751,000	
	Mabog National High School	7,538,000	728,000	8,266,000	281,000
	Maharlika National High School	10,226,000	838,000	11,064,000	321,000
	Mone National High School	4,447,000	458,000	4,905,000	
	Pamaypayan Integrated School	-	302,000	302,000	
	San Fernando Integrated School	428,000	350,000	778,000	
	San Isidro National High School	6,519,000	559,000	7,078,000	
	San Jose National High School	6,449,000	567,000	7,016,000	158,000
	San Vicente National High School	5,311,000	537,000	5,848,000	150,000
	Sikahoy National High School	4,253,000	414,000	4,667,000	150,000
	Sta. Cruz National High School	4,519,000	400,000	4,919,000	
	Stand Alone Senior High School			-	535,000
	Tumanan National High School	4,261,000	420,000	4,681,000	

REGION / SDO / SECONDARY SCHOOLS		JUNIOR HIGH SCHOOL			SENIOR HS
		PS	MOOE	TOTAL	MOOE
	Division of Butuan City	200,297,000	18,917,000	219,214,000	5,648,000
	Division Office - Proper	3,484,000	-	3,484,000	-
	Alviola Integrated School	-	806,000	806,000	223,000
	Ambago Integrated School	-	338,000	338,000	
	Ampayon National High School	23,299,000	1,431,000	24,730,000	449,000
	Anticala National High School	16,153,000	1,015,000	17,168,000	318,000
	Aupagan National High School	7,571,000	435,000	8,006,000	150,000
	Bagong Silang National High School	6,586,000	602,000	7,188,000	160,000
	Bancasi Integrated School	-	284,000	284,000	
	Baobaoan Integrated School	-	230,000	230,000	
	Basag National High School	6,800,000	434,000	7,234,000	150,000
	Bilay National High School	4,477,000	458,000	4,935,000	150,000
	Bugsukan Integrated School	-	357,000	357,000	150,000
	Butuan City Senior High School Stand Alone			-	706,000
	Cabcabon National High School	6,062,000	380,000	6,442,000	150,000
	Consuelo National High School	5,195,000	516,000	5,711,000	150,000
	Doongan Integrated School	-	581,000	581,000	
	Florida National High School	7,301,000	584,000	7,885,000	150,000
	Kinamlutan National High School	26,707,000	982,000	27,689,000	191,000
	La Soledad National High School	7,524,000	457,000	7,981,000	183,000
	La Trinidad Integrated School	-	456,000	456,000	247,000
	Maguinda National High School	9,799,000	726,000	10,525,000	253,000
	Mahay Integrated School	-	456,000	456,000	150,000
	Maibu National High School	5,519,000	510,000	6,029,000	150,000
	Manila de Bugabus National High School	5,818,000	368,000	6,186,000	150,000
	Maon Integrated School	-	409,000	409,000	
	Pagatpatan National High School	-	433,000	433,000	
	Pareja Integrated School	-	429,000	429,000	186,000
	Pedro D. Duncano National High School	12,153,000	755,000	12,908,000	265,000
	Pigdaulan National High School	32,893,000	1,254,000	34,147,000	442,000
	Pinamanculan National High School	7,274,000	596,000	7,870,000	155,000
	Riverside Integrated School	-	569,000	569,000	
	Salvacion Integrated School	-	275,000	275,000	
	Sumile National High School	5,682,000	569,000	6,251,000	220,000
	Tagabaca Integrated School	-	253,000	253,000	
	Tagkiling Tribal Integrated School	-	327,000	327,000	150,000
	Villa Kananga Integrated School	-	324,000	324,000	
	West Central Integrated School	-	318,000	318,000	
	Division of Cabadbaran City	40,592,000	5,155,000	45,747,000	1,202,000
	Division Office - Proper	681,000	-	681,000	-
	Alfonso B. Dagani Integrated School	-	256,000	256,000	
	Antonio C. Dagani Central Integrated School	-	248,000	248,000	
	Calamba National High School	39,911,000	1,371,000	41,282,000	325,000
	Chief Justice Ramon Avancena Integrated School	-	270,000	270,000	
	Concepcion Integrated School	-	213,000	213,000	
	Del Pilar National High School	-	582,000	582,000	184,000
	Francisco C. Jongko National High School	-	274,000	274,000	
	La Union National High School	-	640,000	640,000	
	La Union Senior High School (Stand Alone)			-	542,000
	Lusong National High School	-	260,000	260,000	
	Mahaba Integrated School	-	276,000	276,000	
	NORCACES Integrated School (Evening Opportunity High School)	-	291,000	291,000	
	Putting Bato National High School	-	474,000	474,000	151,000
	Division of Dinagat Island	76,454,000	11,256,000	87,710,000	4,199,000
	Division Office - Proper	1,275,000	-	1,275,000	-
	Cab-Ilan National High School	2,220,000	409,000	2,629,000	
	Cuarenta National High School	3,144,000	455,000	3,599,000	150,000
	Del Pilar National High School	6,972,000	433,000	7,405,000	150,000
	Doña Helene National High School	-	415,000	415,000	150,000
	Edera National High School	953,000	385,000	1,338,000	150,000
	General Aguinaldo National High School	-	402,000	402,000	150,000
	Jade B. Ecleo-Aurelio National High School	4,051,000	791,000	4,842,000	150,000

REGION / SDO / SECONDARY SCHOOLS		JUNIOR HIGH SCHOOL			SENIOR HS
		PS	MOOE	TOTAL	MOOE
	Llamera National High School	930,000	416,000	1,346,000	150,000
	Loreto National High School			-	859,000
	Malinao National High School	3,498,000	445,000	3,943,000	150,000
	Melgar National High School	4,946,000	438,000	5,384,000	150,000
	New Nazareth National High School	1,295,000	630,000	1,925,000	150,000
	Osmeña - Sto. Niño National High School	1,357,000	403,000	1,760,000	150,000
	Panamaon National High School Annex	1,811,000	416,000	2,227,000	
	Plaridel National High School	8,155,000	556,000	8,711,000	169,000
	Primitivo J. Ebol Memorial National High School (Lapus Magsaysay National High School)	2,270,000	467,000	2,737,000	150,000
	Rizal National High School	6,383,000	402,000	6,785,000	150,000
	Rizal National High School - Puerto Princesa - Moleta NHS Annex	1,968,000	414,000	2,382,000	150,000
	Roma National High School	-	235,000	235,000	
	Rosita National High School	3,860,000	423,000	4,283,000	150,000
	San Jose National High School	8,128,000	642,000	8,770,000	217,000
	Sering National High School	7,769,000	561,000	8,330,000	187,000
	Tag-Abaca National High School - Rita Glenda NHS Annex	1,843,000	394,000	2,237,000	150,000
	Trinidad Mapa-Gupana National High School	1,846,000	440,000	2,286,000	150,000
	Valencia National High School	1,780,000	684,000	2,464,000	217,000
	Division of Siargao	76,422,000	8,631,000	85,053,000	2,667,000
	Division Office - Proper	1,278,000	-	1,278,000	-
	Alegria National High School - Annex	1,389,000	371,000	1,760,000	150,000
	Atoyay National High School	984,000	374,000	1,358,000	150,000
	Burgos National High School	9,005,000	644,000	9,649,000	267,000
	Caridad National High School	3,700,000	424,000	4,124,000	150,000
	Consolacion National High School	6,203,000	567,000	6,770,000	160,000
	Dagohoy National High School - Annex	-	352,000	352,000	
	Gen. Luna National High School - Consuelo National High School Annex	-	380,000	380,000	
	Gen. Luna National High School - Suyangan National High School	857,000	343,000	1,200,000	150,000
	Libertad National High School	4,134,000	410,000	4,544,000	150,000
	Mariano Matugas Memorial National High School	6,272,000	548,000	6,820,000	174,000
	Nueva Estrella National High School	5,750,000	555,000	6,305,000	150,000
	Oguing Navarro Memorial National High School - Annex	1,298,000	376,000	1,674,000	150,000
	Pamosaingan National High School	4,112,000	435,000	4,547,000	150,000
	Roxas National High School	6,349,000	602,000	6,951,000	150,000
	San Benito National High School	6,935,000	607,000	7,542,000	197,000
	Siargao National Science High School	5,279,000	495,000	5,774,000	175,000
	Sta. Fe National High School	6,762,000	584,000	7,346,000	194,000
	Union National High School	6,115,000	564,000	6,679,000	150,000
	Division of Surigao City	71,349,000	7,997,000	79,346,000	2,616,000
	Division Office - Proper	1,108,000	-	1,108,000	-
	Alegria National High School	3,070,000	443,000	3,513,000	150,000
	Cabrera-Altres National High School	-	628,000	628,000	305,000
	Cantiasay National High School (Zaragoza NHS - Cantiasay NHS Annex)	2,570,000	448,000	3,018,000	151,000
	Capalayan National High School	10,488,000	797,000	11,285,000	257,000
	Day-asan National High School	11,576,000	922,000	12,498,000	253,000
	Juan P. Cedo, Sr. Memorial High School (Buenavista National High School)	4,692,000	426,000	5,118,000	150,000
	Libuac National High School	2,742,000	370,000	3,112,000	150,000
	Lipata National High School - Annex	4,200,000	495,000	4,695,000	150,000
	Manjagao National High School	2,228,000	412,000	2,640,000	150,000
	Patricio A. Bernaldez Memorial National High School	2,361,000	373,000	2,734,000	150,000
	Rizal National High School	8,023,000	626,000	8,649,000	
	San Jose National High School (Zaragoza NHS - San Jose NHS Annex)	2,340,000	376,000	2,716,000	150,000
	Surigao City - Nonoc National High School Annex	-	317,000	317,000	150,000
	Surigao City - Talisay National High School Annex	-	321,000	321,000	150,000
	Wilfredo D. Rafols Memorial National High School	3,633,000	430,000	4,063,000	150,000
	Zaragoza National High School	12,318,000	613,000	12,931,000	150,000

REGION / SDO / SECONDARY SCHOOLS		JUNIOR HIGH SCHOOL			SENIOR HS
		PS	MOOE	TOTAL	MOOE
	Division of Surigao del Norte	95,082,000	11,300,000	106,382,000	5,691,000
	Division Office - Proper	1,534,000	-	1,534,000	-
	Alegria Stand Alone Senior High School			-	1,512,000
	Bunyas National High School	7,657,000	659,000	8,316,000	250,000
	Cagdianao National High School	-	388,000	388,000	
	Cantapoy National High School	8,618,000	612,000	9,230,000	263,000
	Cawilan National High School	-	485,000	485,000	150,000
	Dakung Patag National High School	3,251,000	482,000	3,733,000	170,000
	Hacienda National High School	4,369,000	647,000	5,016,000	270,000
	Himama-ug National High School	-	268,000	268,000	
	Hinatuan Integrated School	-	236,000	236,000	
	Jubgan Integrated School	-	205,000	205,000	
	Lakandula National High School	4,258,000	461,000	4,719,000	150,000
	Lasicam - Perral National High School	2,283,000	437,000	2,720,000	158,000
	Magpayang National High School	10,445,000	747,000	11,192,000	296,000
	Malimono National High School	9,458,000	762,000	10,220,000	391,000
	Mayag National High School	3,704,000	421,000	4,125,000	150,000
	Paco National High School	3,992,000	412,000	4,404,000	150,000
	Pananay-an National High School	-	394,000	394,000	150,000
	Payapag National High School	882,000	528,000	1,410,000	247,000
	Pili National High School	6,642,000	602,000	7,244,000	233,000
	Taganito National High School	19,429,000	1,596,000	21,025,000	881,000
	Talavera National High School	3,515,000	608,000	4,123,000	270,000
	Villa Riza National High School	5,045,000	350,000	5,395,000	
	Division of Surigao del Sur	154,659,000	35,308,000	189,967,000	11,384,000
	Division Office - Proper	2,556,000	-	2,556,000	-
	Agsam Integrated School	-	391,000	391,000	160,000
	Alba Integrated School	-	340,000	340,000	
	Angga A. Maca Tribal National High School	-	346,000	346,000	
	Anibongan Integrated School	-	377,000	377,000	150,000
	Antipolo National High School	4,611,000	467,000	5,078,000	150,000
	Baculin Integrated School	-	462,000	462,000	150,000
	Badong National High School	3,611,000	429,000	4,040,000	150,000
	Balbuena Integrated School	-	223,000	223,000	
	Bangsud Integrated School	-	443,000	443,000	175,000
	Biga-an National High School	1,429,000	434,000	1,863,000	150,000
	Bingcongan Integrated School (Tagasaka National High School - Bingcongan National High School Annex)	-	416,000	416,000	150,000
	Bitagan Integrated School	-	402,000	402,000	150,000
	Bolhoon National High School	4,462,000	548,000	5,010,000	231,000
	Bunga Integrated School	-	225,000	225,000	
	Burgos National High School	8,339,000	732,000	9,071,000	256,000
	Cabacungan National High School	4,086,000	485,000	4,571,000	150,000
	Cabangahan Integrated School	-	312,000	312,000	150,000
	Cambatong National High School	-	593,000	593,000	204,000
	Canico P. Iriberry National High School	-	325,000	325,000	150,000
	Carpenito Integrated School	-	394,000	394,000	150,000
	Clarence TY Pimentel National High School	14,688,000	911,000	15,599,000	457,000
	Cresencio S. Lago National High School	5,424,000	682,000	6,106,000	214,000
	Davisol National High School	3,193,000	371,000	3,564,000	150,000
	Dinuyan Integrated School	-	258,000	258,000	
	DL Osano Maputi National High School	6,035,000	514,000	6,549,000	150,000
	Domingo M. Alimboyong Memorial Integrated School	-	414,000	414,000	
	Dugmanon National High School	7,469,000	594,000	8,063,000	167,000
	Esperanza Integrated School (Carmen NAHS - Esperanza NHS)	-	420,000	420,000	150,000
	Gacub Atad S. Iligan Tribal National High School	-	275,000	275,000	
	Gata Integrated School	-	344,000	344,000	150,000
	Hinatuan National Comprehensive High School - Roxas NHS Annex	-	319,000	319,000	150,000
	Ibuan Tribal National High School	-	264,000	264,000	
	Isla General Integrated School	-	329,000	329,000	150,000
	Javier National High School	7,133,000	769,000	7,902,000	215,000
	Jobar Integrated School	-	418,000	418,000	150,000

REGION / SDO / SECONDARY SCHOOLS		JUNIOR HIGH SCHOOL			SENIOR HS
		PS	MOOE	TOTAL	MOOE
	Jose San Victorios National High School Annex (Unidad National High School - Cagwait NHS Annex)	-	605,000	605,000	278,000
	Kahayagan National High School	3,995,000	418,000	4,413,000	150,000
	Libas Sud Integrated School	-	553,000	553,000	160,000
	Loyola National High School (Tagasaka NHS - Loyola NHS Annex)	1,802,000	443,000	2,245,000	150,000
	Maglambing Integrated School	-	518,000	518,000	150,000
	Maglatab National High School	4,073,000	478,000	4,551,000	150,000
	Mahayag National High School	3,502,000	466,000	3,968,000	150,000
	Mahogany Integrated School	-	314,000	314,000	
	Malixi Integrated School	-	347,000	347,000	150,000
	Manambia Integrated School	-	466,000	466,000	150,000
	Mararag National High School	3,244,000	546,000	3,790,000	150,000
	Matho Integrated School	-	562,000	562,000	172,000
	Maurillo Avila Integrated School	-	220,000	220,000	
	Napanpanan Integrated School	-	224,000	224,000	
	Nurcia Integrated School	-	396,000	396,000	150,000
	Osmeña Integrated School	-	386,000	386,000	150,000
	Pakwan Integrated School	-	410,000	410,000	150,000
	Palasao Integrated School (Cantilan National High School - Palasao National High School Annex)	-	406,000	406,000	150,000
	Pamian Integrated School	-	249,000	249,000	
	Panaosawon Integrated School	-	281,000	281,000	
	Panikian National High School	7,219,000	569,000	7,788,000	150,000
	Pantukan Integrated School	-	210,000	210,000	
	Parang National High School	9,451,000	769,000	10,220,000	289,000
	Pinanapatan Integrated School	-	297,000	297,000	
	Quary 1 Integrated School	-	524,000	524,000	150,000
	Quezon Integrated School	-	475,000	475,000	150,000
	R. Moreno Integrated School	-	273,000	273,000	
	Rajah Cabungsuan Integrated School	-	356,000	356,000	150,000
	Rizal National High School-Annex	923,000	470,000	1,393,000	162,000
	Sagbayan National High School	-	673,000	673,000	326,000
	San Isidro Integrated School	-	231,000	231,000	
	San Miguel National High School	-	985,000	985,000	712,000
	San Pedro Integrated School	-	220,000	220,000	
	San Roque National High School	-	564,000	564,000	156,000
	San Vicente II National High School	3,652,000	479,000	4,131,000	150,000
	Santa Juana National High School	10,627,000	600,000	11,227,000	150,000
	Siagao Integrated School	-	236,000	236,000	
	Sta. Maria Integrated School	-	480,000	480,000	150,000
	Tambis National High School	14,539,000	1,141,000	15,680,000	563,000
	Tarusan Integrated School	-	288,000	288,000	150,000
	Tigao National High School	11,855,000	719,000	12,574,000	390,000
	Union National High School	3,519,000	387,000	3,906,000	150,000
	Victoria Integrated School	-	228,000	228,000	
	Wakat National High School	3,222,000	620,000	3,842,000	247,000
	Division of Tandag City	8,200,000	1,813,000	10,013,000	150,000
	Division Office - Proper	168,000	-	168,000	-
	Carmen Integrated School	-	422,000	422,000	150,000
	Mabuhay Integrated School	-	202,000	202,000	
	Meliton M. Ajos Memorial Integrated School	-	357,000	357,000	
	Rosario Integrated School	-	209,000	209,000	
	Vicente L. Pimentel, Sr. National High School	8,032,000	623,000	8,655,000	
				-	
	Grand Total	48,471,109,000	4,780,510,000	53,251,619,000	1,753,027,000

**HEALTH FACILITIES
ENHANCEMENT
PROGRAMS UNDER DOH
FISCAL YEAR 2023**

DEPARTMENT OF HEALTH				
FY 2023 HEALTH FACILITIES ENHANCEMENT PROGRAM				
(In Pesos)				
Facilities and Name of Projects		Infrastructure	Medical Equipment	Motor Vehicles
				Total
1. Barangay Health Stations		1,080,732,000	81,772,000	2,000,000
				1,164,504,000
1.a. Construction of New BHS		550,500,000	1,000,000	2,000,000
				553,500,000
Region I		5,250,000		5,250,000
Ilocos Sur		5,250,000		5,250,000
	Municipality of Gregorio del Pilar, Matue-butarag BHS	1,750,000		1,750,000
	Municipality of Salcedo, Dinaratan BHS	1,750,000		1,750,000
	Municipality of Salcedo, Madarang BHS	1,750,000		1,750,000
CAR		28,000,000		28,000,000
Abra		3,500,000		3,500,000
	Municipality of Sallapadan, Saccaang BHS	1,750,000		1,750,000
	Municipality of Sallapadan, Ud-Udiao BHS	1,750,000		1,750,000
Ifugao		3,500,000		3,500,000
	Municipality of Aguinaldo, Chalalo BHS	1,750,000		1,750,000
	Municipality of Hingyon, Bangtino BHS	1,750,000		1,750,000
Kalinga		7,000,000		7,000,000
	Municipality of Lubuagan, Upper Uma BHS	1,750,000		1,750,000
	Municipality of Tanudan, Mabaca BHS	1,750,000		1,750,000
	Municipality of Tinglayan, Ambato Legleg BHS	1,750,000		1,750,000
	Municipality of Tinglayan, Lower Bangad BHS	1,750,000		1,750,000
Mountain Province		14,000,000		14,000,000
	Municipality of Barlig, Fiangtin BHS	1,750,000		1,750,000
	Municipality of Barlig, Lias Silangan BHS	1,750,000		1,750,000
	Municipality of Barlig, Macalana BHS	1,750,000		1,750,000
	Municipality of Sabangan, Lagan BHS	1,750,000		1,750,000
	Municipality of Sagada, Balugan BHS	1,750,000		1,750,000
	Municipality of Sagada, Tanulong BHS	1,750,000		1,750,000
	Municipality of Tadian, Cadad-anan BHS	1,750,000		1,750,000
	Municipality of Tadian, Duagan Proper BHS	1,750,000		1,750,000
Region II		7,000,000		7,000,000
Nueva Vizcaya		7,000,000		7,000,000
	Municipality of Ambaguio, Napo BHS	1,750,000		1,750,000
	Municipality of Ambaguio, Salingsingan BHS	1,750,000		1,750,000
	Municipality of Ambaguio, Tiblac BHS	1,750,000		1,750,000
	Municipality of Villaverde, Sawmill BHS	1,750,000		1,750,000
Region III		63,000,000	1,000,000	2,000,000
				66,000,000
Aurora		21,000,000		21,000,000
	Municipality of Casiguran, Dibacong BHS	1,750,000		1,750,000
	Municipality of Casiguran, Esperanza BHS	1,750,000		1,750,000
	Municipality of Casiguran, Tabas BHS	1,750,000		1,750,000
	Municipality of Dilasag, Dicabasan BHS	1,750,000		1,750,000
	Municipality of Dilasag, Dimaseset BHS	1,750,000		1,750,000
	Municipality of Dilasag, Lawang BHS	1,750,000		1,750,000
	Municipality of Dinalungan, Abuleg BHS	1,750,000		1,750,000
	Municipality of Dinalungan, Ditawini BHS	3,500,000		3,500,000
	Municipality of Dinalungan, Nipoo BHS	1,750,000		1,750,000
	Municipality of Dingalan, Davildavilan BHS	1,750,000		1,750,000
	Municipality of Dipaculao, Mucdol BHS	1,750,000		1,750,000
Bulacan		7,000,000	1,000,000	2,000,000
	Barangay Caingin City of Malolos BHS	7,000,000	1,000,000	2,000,000
				10,000,000

Facilities and Name of Projects		Infrastructure	Medical Equipment	Motor Vehicles	Total
	Zambales	35,000,000			35,000,000
	Municipality of Botolan, Belbel BHS	1,750,000			1,750,000
	Municipality of Botolan, Burgos BHS	1,750,000			1,750,000
	Municipality of Botolan, Maguisguis BHS	1,750,000			1,750,000
	Municipality of Botolan, Moraza BHS	1,750,000			1,750,000
	Municipality of Botolan, Nacolcol BHS	1,750,000			1,750,000
	Municipality of Botolan, Owaog BHS	1,750,000			1,750,000
	Municipality of Botolan, Palis BHS	1,750,000			1,750,000
	Municipality of Candelaria, Pinagrealan BHS	1,750,000			1,750,000
	Municipality of Castillejos, So. Baring BHS	1,750,000			1,750,000
	Municipality of Iba, Sitio Lupang Pangako BHS	1,750,000			1,750,000
	Municipality of Iba, Sitio Olopoy BHS, Amungan	1,750,000			1,750,000
	Municipality of Palauig, San Juan BHS	1,750,000			1,750,000
	Municipality of Palauig, Sitio Dampay Salaza BHS	1,750,000			1,750,000
	Municipality of Palauig, Sitio Dapla BHS, Salaza	1,750,000			1,750,000
	Municipality of Palauig, West Poblacion BHS	1,750,000			1,750,000
	Municipality of San Antonio, Burgos (Poblacion) BHS	1,750,000			1,750,000
	Municipality of San Narciso, Namatacan BHS	1,750,000			1,750,000
	Municipality of Sta. Cruz, Guisguis BHS	1,750,000			1,750,000
	Municipality of Sta. Cruz, Villar BHS	1,750,000			1,750,000
	Municipality of Subic, Asinan Proper BHS	1,750,000			1,750,000
	Region IV-B	73,500,000			73,500,000
	Marinduque	29,750,000			29,750,000
	Municipality of Boac, Bayuti BHS	1,750,000			1,750,000
	Municipality of Boac, Boi BHS	1,750,000			1,750,000
	Municipality of Boac, Canat BHS	1,750,000			1,750,000
	Municipality of Boac, Hinapulan BHS	1,750,000			1,750,000
	Municipality of Boac, Sabong BHS	1,750,000			1,750,000
	Municipality of Boac, Tugos BHS	1,750,000			1,750,000
	Municipality of Boac, Tumagabok BHS	1,750,000			1,750,000
	Municipality of Buenavista, Lipata BHS	1,750,000			1,750,000
	Municipality of Gasan, Antipolo BHS	1,750,000			1,750,000
	Municipality of Gasan, Banot BHS	1,750,000			1,750,000
	Municipality of Gasan, Tabionan BHS with Birthing Facility	1,750,000			1,750,000
	Municipality of Mogpog, Guisian BHS	1,750,000			1,750,000
	Municipality of Sta. Cruz, Alobo BHS	1,750,000			1,750,000
	Municipality of Sta. Cruz, Kasily Health Station	1,750,000			1,750,000
	Municipality of Sta. Cruz, Labo BHS	1,750,000			1,750,000
	Municipality of Sta. Cruz, Masaguisi Health Station	1,750,000			1,750,000
	Municipality of Sta. Cruz, Pantayin Health Station	1,750,000			1,750,000
	Occidental Mindoro	22,750,000			22,750,000
	City of San Jose, San Jose Public Health and Diagnostic Center	1,750,000			1,750,000
	Municipality of Abra De Ilog, Cabacao BHS	1,750,000			1,750,000
	Municipality of Abra De Ilog, Poblacion Atipan BHS	1,750,000			1,750,000
	Municipality of Abra De Ilog, Santa Maria BHS	1,750,000			1,750,000
	Municipality of Abra De Ilog, Udalo BHS	1,750,000			1,750,000
	Municipality of Abra De Ilog, Wawa BHS	1,750,000			1,750,000
	Municipality of Sablayan, Burgos BHS	1,750,000			1,750,000
	Municipality of Sablayan, Ibud BHS	1,750,000			1,750,000
	Municipality of Sablayan, San Francisco BHS	1,750,000			1,750,000
	Municipality of Sablayan, Sitio Busaran BHS	1,750,000			1,750,000
	Municipality of Sablayan, Sto. Niño BHS	1,750,000			1,750,000
	Municipality of Sablayan, Tagumpay BHS	1,750,000			1,750,000
	Municipality of Sablayan, Tuban BHS	1,750,000			1,750,000
	Oriental Mindoro	3,500,000			3,500,000
	Panaytayan BHS	1,750,000			1,750,000
	Proper Tiguisan BHS	1,750,000			1,750,000
	Romblon	17,500,000			17,500,000
	Municipality of Banton, Nasunogan BHS	1,750,000			1,750,000
	Municipality of Banton, Togong BHS	1,750,000			1,750,000
	Municipality of Banton, Yabawon BHS	1,750,000			1,750,000
	Municipality of Calatrava, Pangulo BHS	1,750,000			1,750,000
	Municipality of Calatrava, San Roque BHS	1,750,000			1,750,000
	Municipality of Looc, Punta BHS	1,750,000			1,750,000

Facilities and Name of Projects		Infrastructure	Medical Equipment	Motor Vehicles	Total
	Municipality of Odiongan, Budiong BHS	1,750,000			1,750,000
	Municipality of Santa Maria, Concepcion Sur BHS	1,750,000			1,750,000
	Municipality of Santa Maria, San Isidro BHS	1,750,000			1,750,000
	Municipality of Santa Maria, Sto Niño BHS	1,750,000			1,750,000
Region V		3,500,000			3,500,000
	Catanduanes	3,500,000			3,500,000
	Municipality of Panganiban, Cabuyoan BHS	1,750,000			1,750,000
	Municipality of Virac, Tacorda BHS	1,750,000			1,750,000
Region VI		26,250,000			26,250,000
	Aklan	7,000,000			7,000,000
	Municipality of Balete, Fulgencio BHS	1,750,000			1,750,000
	Municipality of Lezo, Bugasongan BHS	1,750,000			1,750,000
	Municipality of Lezo, Mina BHS	1,750,000			1,750,000
	Municipality of Malay, Malay, BHS	1,750,000			1,750,000
	Capiz	19,250,000			19,250,000
	Municipality of Jamindan, Ganzon BHS	1,750,000			1,750,000
	Municipality of Jamindan, Pasol-o BHS	1,750,000			1,750,000
	Municipality of President Roxas, Pandan BHS	1,750,000			1,750,000
	Municipality of President Roxas, Pinamihagan BHS	1,750,000			1,750,000
	Municipality of Tapaz, Aglupacan BHS	1,750,000			1,750,000
	Municipality of Tapaz, Agpalali BHS	1,750,000			1,750,000
	Municipality of Tapaz, Hilwan BHS	1,750,000			1,750,000
	Municipality of Tapaz, Minan BHS	1,750,000			1,750,000
	Municipality of Tapaz, Nayawan BHS	1,750,000			1,750,000
	Municipality of Tapaz, Rizal Norte BHS	1,750,000			1,750,000
	Municipality of Tapaz, Taganghin BHS	1,750,000			1,750,000
Region VIII		88,000,000			88,000,000
	Biliran	26,950,000			26,950,000
	Municipality of Almeria, Poblasyon BHS	1,800,000			1,800,000
	Municipality of Almeria, Talahid BHS	1,750,000			1,750,000
	Municipality of Cabucgayan, Baso BHS	1,800,000			1,800,000
	Municipality of Cabucgayan, Loob BHS	1,800,000			1,800,000
	Municipality of Caibiran, Asug BHS	1,800,000			1,800,000
	Municipality of Caibiran, Bariis BHS	1,800,000			1,800,000
	Municipality of Caibiran, Kawayanon BHS	1,800,000			1,800,000
	Municipality of Caibiran, Tomalistis BHS	1,800,000			1,800,000
	Municipality of Kawayan, Mapuyo BHS	1,800,000			1,800,000
	Municipality of Kawayan, Ungale BHS	1,800,000			1,800,000
	Municipality of Maripipi, Viga BHS	1,800,000			1,800,000
	Municipality of Naval, Cantismo BHS	1,800,000			1,800,000
	Municipality of Naval, Caray-Caray BHS	1,800,000			1,800,000
	Municipality of Naval, Larazabal BHS	1,800,000			1,800,000
	Municipality of Naval, PL Garcia BH	1,800,000			1,800,000
	Eastern Samar	7,050,000			7,050,000
	City of Borongan, Cayupay BHS	1,750,000			1,750,000
	City of Borongan, Pinanag-an BHS	1,750,000			1,750,000
	Municipality of Oras, Rizal BHS	1,800,000			1,800,000
	Municipality of Quinapondan, Cambilla BHS	1,750,000			1,750,000
	Leyte	5,400,000			5,400,000
	Municipality of Dulag, San Antonio BHS	1,800,000			1,800,000
	Municipality of Matalom, San Salvador BHS	1,800,000			1,800,000
	Municipality of Palo, San Jose BHS	1,800,000			1,800,000
	Northern Samar	46,800,000			46,800,000
	Municipality of Biri McArthur BHS	1,800,000			1,800,000
	Municipality of Biri San Antonio BHS	1,800,000			1,800,000
	Municipality of Biri San Pedro BHS	1,800,000			1,800,000
	Municipality of Bobon Arellano BHS	1,800,000			1,800,000
	Municipality of Bobon Balat Balud BHS	1,800,000			1,800,000
	Municipality of Bobon Jose P. Laurel BHS	1,800,000			1,800,000

Facilities and Name of Projects		Infrastructure	Medical Equipment	Motor Vehicles	Total
	Municipality of Bobon San Tander BHS 1	1,800,000			1,800,000
	Municipality of Bobon Trillo BHS	1,800,000			1,800,000
	Municipality of Capul Landusan BHS	1,800,000			1,800,000
	Municipality of Gamay Anito BHS	1,800,000			1,800,000
	Municipality of Gamay Cadac-An BHS	1,800,000			1,800,000
	Municipality of Gamay Cagamutan BHS	1,800,000			1,800,000
	Municipality of Lope De Vega San Francisco BHS	1,800,000			1,800,000
	Municipality of Lope De Vega San Jose BHS	1,800,000			1,800,000
	Municipality of Mapanas Magsaysay BHS	1,800,000			1,800,000
	Municipality of Mapanas Naparasan BHS	1,800,000			1,800,000
	Municipality of Palapag Mapno BHS	1,800,000			1,800,000
	Municipality of Palapag Nagbobtac BHS	1,800,000			1,800,000
	Municipality of Palapag Pangpang BHS	1,800,000			1,800,000
	Municipality of Palapag Simora BHS	1,800,000			1,800,000
	Municipality of San Antonio Burabon BHS	1,800,000			1,800,000
	Municipality of San Antonio Pillar BHS	1,800,000			1,800,000
	Municipality of San Antonio Pizae BHS	1,800,000			1,800,000
	Municipality of San Roque Ginagdanan BHS	1,800,000			1,800,000
	Municipality of Silvino Lobos Caghilot BHS	1,800,000			1,800,000
	Municipality of Silvino Lobos Geparan BHS	1,800,000			1,800,000
	Southern Leyte	1,800,000			1,800,000
	City of Maasin, Guadalupe BHS	1,800,000			1,800,000
	Region IX	60,500,000			60,500,000
	Zamboanga del Norte	24,500,000			24,500,000
	Municipality of Gutalac, Map BHS	1,750,000			1,750,000
	Municipality of Gutalac, Tipan BHS	1,750,000			1,750,000
	Municipality of Labason, Balas BHS	1,750,000			1,750,000
	Municipality of Labason, Ubay BHS	1,750,000			1,750,000
	Municipality of Salug, Ipilan BHS	1,750,000			1,750,000
	Municipality of Sergio Osmeña, Mabuhay BHS	1,750,000			1,750,000
	Municipality of Sergio Osmeña, Nazareth BHS	1,750,000			1,750,000
	Municipality of Sergio Osmeña, Nebo BHS	1,750,000			1,750,000
	Municipality of Sergio Osmeña, New Rizal BHS	1,750,000			1,750,000
	Municipality of Sergio Osmeña, Nuevavista BHS	1,750,000			1,750,000
	Municipality of Sindangan, Bato BHS	1,750,000			1,750,000
	Municipality of Sindangan, Joaquin Macias BHS	1,750,000			1,750,000
	Municipality of Sindangan, Misok BHS	1,750,000			1,750,000
	Municipality of Sindangan, Sto. Niño BHS	1,750,000			1,750,000
	Zamboanga del Sur	36,000,000			36,000,000
	City of Pagadian, Kahayagan BHS	1,800,000			1,800,000
	City of Pagadian, Kalasan BHS	1,800,000			1,800,000
	City of Pagadian, White Beach BHS	1,800,000			1,800,000
	Municipality of Aurora, Bag-ong Pitogo BHS	1,800,000			1,800,000
	Municipality of Dimataling, Mercedes BHS	1,800,000			1,800,000
	Municipality of Dinas, East Migpulaos BHS	1,800,000			1,800,000
	Municipality of Dumaliniao, Mama BHS	1,800,000			1,800,000
	Municipality of Dumingag, Upper Timonan BHS	1,800,000			1,800,000
	Municipality of Labangan, Dipaya BHS	1,800,000			1,800,000
	Municipality of Lakewood, Poblacion BHS	1,800,000			1,800,000
	Municipality of Lapuyan, Karpok BHS	1,800,000			1,800,000
	Municipality of Margosatubig, Guinimanan BHS	1,800,000			1,800,000
	Municipality of Midsalip, Ecuana BHS	1,800,000			1,800,000
	Municipality of Molave, Lower Dumaliniao BHS	1,800,000			1,800,000
	Municipality of San Miguel, Betinan BHS	1,800,000			1,800,000
	Municipality of San Pitogo, Poblacion BHS	1,800,000			1,800,000
	Municipality of San Tabina, Poblacion BHS	1,800,000			1,800,000
	Municipality of San Tigbao, Maragang BHS	1,800,000			1,800,000
	Municipality of Sominot, Upper Sicpao BHS	1,800,000			1,800,000
	Municipality of Tukuran, Libertad BHS	1,800,000			1,800,000

Facilities and Name of Projects		Infrastructure	Medical Equipment	Motor Vehicles	Total
Region X		5,250,000			5,250,000
Lanao del Norte		5,250,000			5,250,000
	Municipality of Munai, Bacayawan BHS	1,750,000			1,750,000
	Municipality of Tagoloan, Panawlawan BHS	1,750,000			1,750,000
	Municipality of Tangcal, Beruar BHS	1,750,000			1,750,000
Region XI		66,500,000			66,500,000
Davao del Sur		40,250,000			40,250,000
	Municipality of Digos City, Goma BHS	1,750,000			1,750,000
	Municipality of Hagonoy, Clib BHS	1,750,000			1,750,000
	Municipality of Hagonoy, La Union BHS	1,750,000			1,750,000
	Municipality of Hagonoy, Malabang BHS	1,750,000			1,750,000
	Municipality of Hagonoy, New Quezon BHS	1,750,000			1,750,000
	Municipality of Kiblawan, Bulolsalo BHS	1,750,000			1,750,000
	Municipality of Kiblawan, Kiobong BHS	1,750,000			1,750,000
	Municipality of Kiblawan, San Pedro BHS	1,750,000			1,750,000
	Municipality of Kiblawan, Sto Niño BHS	1,750,000			1,750,000
	Municipality of Kiblawan, Waterfall BHS	1,750,000			1,750,000
	Municipality of Magsaysay, Bala with BF BHS	1,750,000			1,750,000
	Municipality of Magsaysay, Malawanit BHS	1,750,000			1,750,000
	Municipality of Malalag, Lapulapu BHS	1,750,000			1,750,000
	Municipality of Malalag, Mabini BHS	1,750,000			1,750,000
	Municipality of Malalag, Rizal BHS	1,750,000			1,750,000
	Municipality of Padada, Lower Katipunan BHS	1,750,000			1,750,000
	Municipality of Padada, NCO District BHS	1,750,000			1,750,000
	Municipality of Sta. Cruz, Cebulan Lote BHS	1,750,000			1,750,000
	Municipality of Sta. Cruz, Coronon BHS	1,750,000			1,750,000
	Municipality of Sta. Cruz, Pogpog BHS	1,750,000			1,750,000
	Municipality of Sulop, Carre BHS	1,750,000			1,750,000
	Municipality of Sulop, McKinley BHS	1,750,000			1,750,000
	Municipality of Sulop, Osmeña BHS	1,750,000			1,750,000
Davao Occidental		26,250,000			26,250,000
	Municipality of Don Marcelino, Kiobog with BF BHS	1,750,000			1,750,000
	Municipality of Jose Abad Santos, Culaman BHS	1,750,000			1,750,000
	Municipality of Jose Abad Santos, Kitayo BHS	1,750,000			1,750,000
	Municipality of Jose Abad Santos, Mangile BHS	1,750,000			1,750,000
	Municipality of Jose Abad Santos, Molmol BHS	1,750,000			1,750,000
	Municipality of Jose Abad Santos, San Isidro BHS	1,750,000			1,750,000
	Municipality of Jose Abad Santos, Tanuman BHS	1,750,000			1,750,000
	Municipality of Malita, Sangay with BF BHS	1,750,000			1,750,000
	Municipality of Sarangani, Camahual with BF BHS	1,750,000			1,750,000
	Municipality of Sta. Maria, Basiawan 1 with BF BHS	1,750,000			1,750,000
	Municipality of Sta. Maria, Poblacion BHS	1,750,000			1,750,000
	Municipality of Sta. Maria, San Antonio with BF BHS	1,750,000			1,750,000
	Municipality of Sta. Maria, San Pedro BHS	1,750,000			1,750,000
	Municipality of Sta. Maria, San Roque BHS	1,750,000			1,750,000
	Municipality of Sta. Maria, Sto Rosario with BF BHS	1,750,000			1,750,000
Region XIII		40,250,000			40,250,000
Agusan del Norte		1,750,000			1,750,000
	City of Butuan, Agusan Pequeno BHS	1,750,000			1,750,000
Surigao del Norte		36,750,000			36,750,000
	City of Surigao, Bilabid BHS	1,750,000			1,750,000
	Municipality of Claver, Wangke BHS	1,750,000			1,750,000
	Municipality of Dapa, Cambas-ac BHS	1,750,000			1,750,000
	Municipality of Dapa, Jubang BHS	1,750,000			1,750,000
	Municipality of Dapa, Monserat BHS	1,750,000			1,750,000
	Municipality of Dapa, Osmena BHS	1,750,000			1,750,000
	Municipality of Del Carmen, Bagacay BHS	1,750,000			1,750,000
	Municipality of Del Carmen, Del Carmen BHS	1,750,000			1,750,000
	Municipality of Del Carmen, Domoyog BHS	1,750,000			1,750,000
	Municipality of Del Carmen, Esperanza BHS	1,750,000			1,750,000
	Municipality of Del Carmen, San Jose BHS	1,750,000			1,750,000

Facilities and Name of Projects		Infrastructure	Medical Equipment	Motor Vehicles	Total
	Municipality of Gen. Luna, Anajawan BHS	1,750,000			1,750,000
	Municipality of Gen. Luna, Corazon BHS	1,750,000			1,750,000
	Municipality of Gen. Luna, Daku BHS	1,750,000			1,750,000
	Municipality of Gen. Luna, Dao BHS	1,750,000			1,750,000
	Municipality of Gen. Luna, Sta. Cruz BHS	1,750,000			1,750,000
	Municipality of Gen. Luna, Tawin-Tawin BHS	1,750,000			1,750,000
	Municipality of San Benito, Nuevo Campo BHS	1,750,000			1,750,000
	Municipality of San Benito, San Juan BHS	1,750,000			1,750,000
	Municipality of Socorro, Sering BHS	1,750,000			1,750,000
	Municipality of Taganaan, Talavera BHS	1,750,000			1,750,000
	Surigao del Sur	1,750,000			1,750,000
	Municipality of Carmen, Hinapuyan Sitio Tabinas BHS	1,750,000			1,750,000
BARMM		83,500,000			83,500,000
	Basilan	31,500,000			31,500,000
	Municipality of Akbar, Mangosa BHS with Birthing Facility	1,750,000			1,750,000
	Municipality of Akbar, Paguengan BHS with Birthing Facility	1,750,000			1,750,000
	Municipality of Al-Barka, Guinanta BHS	1,750,000			1,750,000
	Municipality of Al-Barka, Kunuh Lenuh BHS	1,750,000			1,750,000
	Municipality of Hadji Moh. Ajul, Sulutan Matangal BHS	1,750,000			1,750,000
	Municipality of Hadji Muthamad, Mananggal BHS	1,750,000			1,750,000
	Municipality of Hadji Muthamad, Tausan BHS	1,750,000			1,750,000
	Municipality of Lamitan City, Buhe Nange BHS	1,750,000			1,750,000
	Municipality of Lantawan, Luuk Maluha BHS	1,750,000			1,750,000
	Municipality of Lantawan, Matikang BHS	1,750,000			1,750,000
	Municipality of Maluso, Port Holland BHS	1,750,000			1,750,000
	Municipality of Sumisip, Ettub- Ettub BHS	1,750,000			1,750,000
	Municipality of Sumisip, Mangal BHS	1,750,000			1,750,000
	Municipality of Tabuan Lasa, Pisak Pisak BHS	1,750,000			1,750,000
	Municipality of Tipo Tipo, Baguindan BHS	1,750,000			1,750,000
	Municipality of Tipo Tipo, Lagayas BHS	1,750,000			1,750,000
	Municipality of Tuburan, Lower Tablas BHS	1,750,000			1,750,000
	Municipality of Ungkaya Pukan, Bohe Suyak BHS	1,750,000			1,750,000
	Cotabato City	3,500,000			3,500,000
	City of Cotabato, Poblacion IV BHS	1,750,000			1,750,000
	City of Cotabato, RH 12 BHS	1,750,000			1,750,000
	Lanao del Sur	11,750,000			11,750,000
	Municipality of Kapatagan, Lusain BHS	1,750,000			1,750,000
	Municipality of Kapatagan, Matimos BHS	1,750,000			1,750,000
	Municipality of Malabang, Curahab BHS	1,750,000			1,750,000
	Municipality of Malabang, Tebok BHS	1,750,000			1,750,000
	Municipality of Picong, Poblacion BHS	1,750,000			1,750,000
	Municipality of Madamba, Cabasaran BHS	1,500,000			1,500,000
	Municipality of Madamba, Linuk BHS	1,500,000			1,500,000
	Maguindanao	16,000,000			16,000,000
	Municipality of Datu Montawal, Talapas BHS	1,500,000			1,500,000
	Municipality of Matanog, Bayanga BHS	1,750,000			1,750,000
	Municipality of Pagalungan, Layog BHS	3,500,000			3,500,000
	Municipality of Parang, Poblacion Uno BHS	1,750,000			1,750,000
	Municipality of Sharik Aguak, Timbangan BHS	1,500,000			1,500,000
	Municipality of Sultan Kudarat, Banubo BHS	1,500,000			1,500,000
	Municipality of Talayan, Fukol BHS	1,500,000			1,500,000
	Municipality of Northern Kabuntalan, Balong BHS	1,500,000			1,500,000
	Municipality of Rajah Buayan, Malibpolok BHS	1,500,000			1,500,000
	Sulu	1,500,000			1,500,000
	Municipality of Patikul, Bangkas BHS	1,500,000			1,500,000
	Tawi-Tawi	19,250,000			19,250,000
	Municipality of Bongao, Kamagong BHS	1,750,000			1,750,000
	Municipality of Bongao, Lato Lato BHS	1,750,000			1,750,000
	Municipality of Languyan, Tumahobong BHS	1,750,000			1,750,000
	Municipality of Mapun, Boki BHS	1,750,000			1,750,000

Facilities and Name of Projects		Infrastructure	Medical Equipment	Motor Vehicles	Total
	Municipality of Panglima Sugala, Karaha BHS	1,750,000			1,750,000
	Municipality of Sapa Sapa, Lakit Lakit BHS	1,750,000			1,750,000
	Municipality of Sibutu, Tandubanak BHS	1,750,000			1,750,000
	Municipality of Simunul, Sokah Bulan BHS	1,750,000			1,750,000
	Municipality of Sitangkai, Tongmaggeng BHS	1,750,000			1,750,000
	Municipality of South Ubian, Bintawian BHS	1,750,000			1,750,000
	Municipality of Tandubas, Tangngah BHS	1,750,000			1,750,000
1.b. Completion/Upgrading/Repair and Equipping of BHS		530,232,000	80,772,000		611,004,000
Region I		42,347,000	23,200,000		65,547,000
Ilocos Norte		8,000,000	13,000,000		21,000,000
	City of Batac, Batac, Camguidang BHS		500,000		500,000
	Municipality of Bacarra, Cabulalaan BHS	500,000			500,000
	Municipality of Bacarra, Calioet BHS	500,000			500,000
	Municipality of Bacarra, Corocor BHS	500,000			500,000
	Municipality of Bacarra, Pungto BHS	500,000			500,000
	Municipality of Bacarra, San Pedro II BHS	500,000			500,000
	Municipality of Carasi, Virbira BHS	1,000,000	500,000		1,500,000
	Municipality of Nueva Era, Cabittauran BHS		500,000		500,000
	Municipality of Pasuquin, Dadaeman BHS	500,000			500,000
	Municipality of Pasuquin, Darupidip BHS	500,000			500,000
	Municipality of Pasuquin, Nagsanga BHS	500,000			500,000
	Municipality of Pasuquin, Nalvo BHS	500,000			500,000
	Municipality of Pasuquin, Pragata BHS	500,000			500,000
	Municipality of Pasuquin, Sapat BHS	500,000			500,000
	Municipality of Pasuquin, Sulungan BHS	500,000			500,000
	Municipality of Pasuquin, Surong BHS	500,000			500,000
	Municipality of Pasuquin, Tabungao BHS	500,000			500,000
	Municipality of Pinili, Buanga BHS		500,000		500,000
	Municipality of Pinili, Bulbulala BHS		500,000		500,000
	Municipality of Pinili, Bungro BHS		500,000		500,000
	Municipality of Pinili, Dalayap BHS		500,000		500,000
	Municipality of Pinili, Liliputen BHS		500,000		500,000
	Municipality of Pinili, Pinili Brgy. Lumbaan Bicbica BHS		500,000		500,000
	Municipality of Pinili, Puritac BHS		500,000		500,000
	Municipality of Pinili, Puzol BHS		500,000		500,000
	Municipality of Pinili, Sacritan BHS		500,000		500,000
	Municipality of Pinili, Sacritan BHS (Birthing Facility)		500,000		500,000
	Municipality of Pinili, Salanap BHS		500,000		500,000
	Municipality of Solsona, Bagbag BHS		1,000,000		1,000,000
	Municipality of Solsona, Bagbago BHS		500,000		500,000
	Municipality of Solsona, Barcelona BHS		500,000		500,000
	Municipality of Solsona, Capurictan BHS		500,000		500,000
	Municipality of Solsona, Lipay BHS		500,000		500,000
	Municipality of Solsona, Nalasin BHS		500,000		500,000
	Municipality of Solsona, Puttao BHS		500,000		500,000
	Municipality of Solsona, San Juan BHS		500,000		500,000
	Municipality of Solsona, San Julian BHS		500,000		500,000
	Municipality of Solsona, Sta. Ana BHS		500,000		500,000
	Municipality of Solsona, Talugtog BHS		500,000		500,000
Ilocos Sur		34,147,000	10,200,000		44,347,000
	City of Vigan, Brgy. II BHS		200,000		200,000
	City of Vigan, Camangaan BHS		200,000		200,000
	City of Vigan, Capangpangan BHS		200,000		200,000
	City of Vigan, San Pedro BHS		200,000		200,000
	Municipality of Alilem, Anaao BHS	200,000			200,000
	Municipality of Alilem, Apaya BHS	200,000			200,000
	Municipality of Alilem, Batbato BHS	200,000			200,000
	Municipality of Alilem, Daddaay BHS	800,000			800,000
	Municipality of Alilem, Dalawa BHS	300,000			300,000
	Municipality of Alilem, Kiat BHS	300,000			300,000
	Municipality of Alilem, Nao-Nao BHS	600,000			600,000
	Municipality of Bantay, Barangay 5 BHS	1,750,000			1,750,000
	Municipality of Bantay, Cabalanggan BHS		200,000		200,000
	Municipality of Bantay, Capangdanan BHS		200,000		200,000
	Municipality of Bantay, Paing BHS		200,000		200,000
	Municipality of Cabugao, Aragan BHS		200,000		200,000
	Municipality of Cabugao, Carusipan BHS		200,000		200,000

GENERAL APPROPRIATIONS ACT, FY 2023

Facilities and Name of Projects		Infrastructure	Medical Equipment	Motor Vehicles	Total
	Municipality of Cabugao, Cuancabal BHS	100,000			100,000
	Municipality of Cabugao, Lipit BHS	100,000			100,000
	Municipality of Cabugao, Nagsincacao BHS		200,000		200,000
	Municipality of Cabugao, Sisim BHS		200,000		200,000
	Municipality of Caoayan, Anonang Mayor BHS		200,000		200,000
	Municipality of Caoayan, Anonang Menor BHS		200,000		200,000
	Municipality of Caoayan, Callaguip BHS		200,000		200,000
	Municipality of Caoayan, Caoayan BHS	2,500,000			2,500,000
	Municipality of Caoayan, Manangat BHS	1,750,000	200,000		1,950,000
	Municipality of Caoayan, Naguillian BHS		200,000		200,000
	Municipality of Caoayan, Pantay Tamorong BHS		200,000		200,000
	Municipality of Galimuyod, Bitong BHS	100,000			100,000
	Municipality of Galimuyod, Borobor BHS	100,000			100,000
	Municipality of Gregorio del Pilar, Alfonso BHS	1,000,000			1,000,000
	Municipality of Gregorio del Pilar, Bussot BHS	1,250,000			1,250,000
	Municipality of Gregorio del Pilar, Concepcion BHS	200,000			200,000
	Municipality of Gregorio del Pilar, Dapdapig BHS	1,250,000			1,250,000
	Municipality of Gregorio del Pilar, Matue-butarag BHS	1,250,000			1,250,000
	Municipality of Gregorio del Pilar, Poblacion Sur BHS	1,250,000			1,250,000
	Municipality of Nagbukel, Balaweg BHS		100,000		100,000
	Municipality of Nagbukel, Mapisi BHS		100,000		100,000
	Municipality of Nagbukel, Mission BHS		100,000		100,000
	Municipality of Nagbukel, Pob. East BHS		500,000		500,000
	Municipality of Nagbukel, Pob. West BHS		500,000		500,000
	Municipality of Nagbukel, Cadacad BHS		500,000		500,000
	Municipality of Narvacan, Narvacan BHS		500,000		500,000
	Municipality of Quirino, Banaoen BHS	1,000,000			1,000,000
	Municipality of Quirino, Cayus BHS	2,200,000			2,200,000
	Municipality of Quirino, Malideg BHS	1,000,000			1,000,000
	Municipality of Quirino, Namipit BHS	200,000			200,000
	Municipality of Quirino, Patungcaleo BHS	200,000			200,000
	Municipality of Quirino, Suagayan BHS	200,000			200,000
	Municipality of Salcedo, Baybayading BHS	1,000,000	200,000		1,200,000
	Municipality of San Ildefonso, Poblacion East BHS		200,000		200,000
	Municipality of San Ildefonso, Poblacion West BHS		200,000		200,000
	Municipality of San Ildefonso, Sagneb BHS		200,000		200,000
	Municipality of San Juan, Camindoroan BHS		200,000		200,000
	Municipality of San Juan, Guimod Norte BHS		200,000		200,000
	Municipality of Santa Catalina, Sinabaan BHS		500,000		500,000
	Municipality of Santa Catalina, Subec BHS		500,000		500,000
	Municipality of Santa Catalina, Tamorong BHS		500,000		500,000
	Municipality of Santa Cruz, San Pedro, MHC3 BHS	3,501,000	400,000		3,901,000
	Municipality of Santa Maria, Ag-agarao BHS	1,000,000			1,000,000
	Municipality of Santa Maria, Lingsat BHS	1,000,000			1,000,000
	Municipality of Santa Maria, Nalvo BHS	1,000,000			1,000,000
	Municipality of Santa Maria, Tinaan BHS	1,000,000			1,000,000
	Municipality of Santiago, Cubarao BHS	1,000,000			1,000,000
	Municipality of Santiago, Ubong BHS	1,500,000			1,500,000
	Municipality of Sigay, Matallucod BHS	500,000			500,000
	Municipality of Sinait, Jordan BHS		200,000		200,000
	Municipality of Sinait, Nagcullooban BHS		200,000		200,000
	Municipality of Sta. Catalina, Cabaroan BHS		200,000		200,000
	Municipality of Sta. Catalina, Cabuloan BHS		200,000		200,000
	Municipality of Sta. Catalina, Pangada BHS		200,000		200,000
	Municipality of Sto. Domingo, Lussoc BHS		200,000		200,000
	Municipality of Sto. Domingo, Nagbittedan BHS		200,000		200,000
	Municipality of Sugpon, Licongan BHS	1,246,000			1,246,000
	Municipality of Suyo, Baringcucurong BHS	1,200,000			1,200,000
	Municipality of Suyo, Urzadan BHS	200,000			200,000
	La Union	200,000			200,000
	Municipality of Sudipen, Old Central BHS	100,000			100,000
	Municipality of Sudipen, San Francisco BHS	100,000			100,000
CAR		45,450,000	3,300,000		48,750,000
	Abra	2,600,000	1,350,000		3,950,000
	Municipality of Bucay, Pagala BHS		150,000		150,000
	Municipality of Bucloc, Lingey BHS		150,000		150,000

Facilities and Name of Projects		Infrastructure	Medical Equipment	Motor Vehicles	Total
	Municipality of Daguioman, Cabaruyan BHS, Daguioman	100,000			100,000
	Municipality of Daguioman, Pikek BHS, Daguioman	100,000			100,000
	Municipality of Danglas, Nagaparan BHS		150,000		150,000
	Municipality of Danglas, Pangal BHS		150,000		150,000
	Municipality of Lacub, Bacag BHS	1,000,000			1,000,000
	Municipality of Lacub, Poblacion (Bangbang) BHS, Lacub	100,000			100,000
	Municipality of Lacub, Talampac- pacoc BHS		150,000		150,000
	Municipality of Luba, Barit BHS, Luba	100,000			100,000
	Municipality of Luba, Gayaman BHS, Luba	100,000			100,000
	Municipality of Luba, Sabnangan BHS, Luba	100,000			100,000
	Municipality of Malibcong, Bayabas, BHS, Malibcong	100,000			100,000
	Municipality of Malibcong, Mataragan BHS		150,000		150,000
	Municipality of Peñarrubia, Namarabar BHS, Peñarrubia	100,000			100,000
	Municipality of Pidigan, Alinaya BHS	150,000	150,000		300,000
	Municipality of Sallapadan, Maguyepyep BHS	100,000			100,000
	Municipality of Sallapadan, Naguillian BHS		150,000		150,000
	Municipality of Sallapadan, Saccaang BHS	150,000			150,000
	Municipality of San Quintin, Villa Mercedes BHS	100,000			100,000
	Municipality of Tineg, Anayan BHS		150,000		150,000
	Municipality of Tubo, Alangtin BHS	100,000			100,000
	Municipality of Tubo, Kili BHS	100,000			100,000
	Municipality of Tubo, Poblacion BHS	100,000			100,000
	Apayao	5,400,000	600,000		6,000,000
	Municipality of Conner, Mawigue BHS	1,000,000			1,000,000
	Municipality of Conner, Paddaoan BHS	1,000,000			1,000,000
	Municipality of Conner, Puguin BHS	1,000,000			1,000,000
	Municipality of Flora, Mallig BHS		150,000		150,000
	Municipality of Flora, Sta. Maria BHS		150,000		150,000
	Municipality of Luna, Capagaypayan BHS		150,000		150,000
	Municipality of Luna, Dagupan BHS	100,000			100,000
	Municipality of Luna, Marag BHS	100,000			100,000
	Municipality of Luna, Salvacion BHS	1,000,000			1,000,000
	Municipality of Luna, Shalom BHS	1,000,000			1,000,000
	Municipality of Pudtol, Alem BHS	100,000			100,000
	Municipality of Pudtol, Cacalagan BHS		150,000		150,000
	Municipality of Pudtol, Poblacion BHS	100,000			100,000
	Benguet	9,700,000	150,000		9,850,000
	Municipality of Atok, Belis Sub-clinic	100,000			100,000
	Municipality of Atok, Poblacion BHS	100,000			100,000
	Municipality of Atok, Topdac BHS	100,000			100,000
	Municipality of Bakun, Legab Sub-clinic	100,000			100,000
	Municipality of Bakun, Sinacbat BHS	100,000			100,000
	Municipality of Buguias, Amlimay BHS	100,000			100,000
	Municipality of Buguias, Baculongan Sur BHS	100,000			100,000
	Municipality of Buguias, Calamagan BHS	100,000			100,000
	Municipality of Buguias, Catlubong BHS	100,000			100,000
	Municipality of Buguias, Sebang Birthing Center	100,000			100,000
	Municipality of Kabayan, Ballay BHS	100,000			100,000
	Municipality of Kabayan, Bashoy BHS	100,000			100,000
	Municipality of Kabayan, Duacan BHS	100,000			100,000
	Municipality of Kabayan, Gusaran BHS	1,000,000			1,000,000
	Municipality of Kabayan, Pacso BHS	100,000			100,000
	Municipality of Kapangan, Cayapas BHS	100,000			100,000
	Municipality of Kapangan, Labueg BHS	100,000			100,000
	Municipality of Kapangan, Pudong BHS	100,000			100,000
	Municipality of Kibungan, Nangayanan BHS	100,000			100,000
	Municipality of Kibungan, Palina BHS	100,000			100,000
	Municipality of Kibungan, Sagpat BHS	100,000	150,000		250,000
	Municipality of Kibungan, Tabbac BHS	100,000			100,000
	Municipality of Kibungan, Tacadang BHS	100,000			100,000
	Municipality of La Trinidad, Bahong BHS	1,000,000			1,000,000
	Municipality of La Trinidad, Cruz BHS	1,000,000			1,000,000
	Municipality of Mankayan, Atayan BHS	100,000			100,000
	Municipality of Mankayan, Palasaan BHS	1,000,000			1,000,000
	Municipality of Mankayan, Sapid BHS	100,000			100,000
	Municipality of Mankayan, Tabio BHS	200,000			200,000
	Municipality of Sablan, Kamog BHS	100,000			100,000
	Municipality of Tuba, Camp 1 BHS	1,000,000			1,000,000

Facilities and Name of Projects		Infrastructure	Medical Equipment	Motor Vehicles	Total
	Municipality of Tuba, Nangalisan BHS	1,000,000			1,000,000
	Municipality of Tublay, Ambongdolan BHS	1,000,000			1,000,000
	Ifugao	5,850,000	750,000		6,600,000
	Municipality of Alfonso, San Marcos BHS		150,000		150,000
	Municipality of Kiangnan, Bolog BHS	100,000			100,000
	Municipality of Lagawe, Pulaan BHS		150,000		150,000
	Municipality of Lamut, Ambasa BHS	100,000			100,000
	Municipality of Lamut, Lucban BHS	100,000			100,000
	Municipality of Lamut, Magulon BHS	150,000			150,000
	Municipality of Mayoyao, Buninan BHS	1,000,000			1,000,000
	Municipality of Mayoyao, Epeng BHS	1,000,000			1,000,000
	Municipality of Mayoyao, Liwo BHS	1,000,000			1,000,000
	Municipality of Mayoyao, Naibu BHS		150,000		150,000
	Municipality of Tinoc, Binablayan BHS	200,000			200,000
	Municipality of Tinoc, Danggo BHS		150,000		150,000
	Municipality of Tinoc, Lower Luhong BHS		150,000		150,000
	Municipality of Tinoc, Tukucan BHS	1,200,000			1,200,000
	Municipality of Tinoc, Wang-wang BHS	1,000,000			1,000,000
	Kalinga	15,400,000			15,400,000
	Municipality of Balbalan, Buaya BHS	1,000,000			1,000,000
	Municipality of Balbalan, Maling BHS	100,000			100,000
	Municipality of Balbalan, Tawang BHS	1,000,000			1,000,000
	Municipality of Lubuagan, Lower Uma BHS	100,000			100,000
	Municipality of Pasil, Bagtayan BHS	1,000,000			1,000,000
	Municipality of Pasil, Balinciagao Sur BHS	100,000			100,000
	Municipality of Pasil, Cagalan BHS	100,000			100,000
	Municipality of Pasil, Colayo BHS	1,000,000			1,000,000
	Municipality of Pasil, Dalupa BHS	100,000			100,000
	Municipality of Pasil, Dangtalan BHS	1,000,000			1,000,000
	Municipality of Pasil, Magsilay BHS	1,100,000			1,100,000
	Municipality of Pasil, Malucsad Birthing Home	100,000			100,000
	Municipality of Pasil, Pugong BHS	1,100,000			1,100,000
	Municipality of Pinukpuk, Asibanglan BHS	1,000,000			1,000,000
	Municipality of Pinukpuk, Asiga BHS	1,000,000			1,000,000
	Municipality of Pinukpuk, Katabbogang BHS	100,000			100,000
	Municipality of Pinukpuk, Mapaco BHS	100,000			100,000
	Municipality of Rizal, Bagbag BHS	100,000			100,000
	Municipality of Rizal, Calaoan BHS	1,000,000			1,000,000
	Municipality of Rizal, Liwan East BHS	1,000,000			1,000,000
	Municipality of Rizal, Romualdez BHS	100,000			100,000
	Municipality of Tabuk City, Lacnog BHS	100,000			100,000
	Municipality of Tanudan, Dacalan BHS	1,000,000			1,000,000
	Municipality of Tanudan, Lower Lubo BHS	1,000,000			1,000,000
	Municipality of Tanudan, Mangali Centro BHS	100,000			100,000
	Municipality of Tanudan, Upper Lubo	1,000,000			1,000,000
	Mountain Province	6,500,000	450,000		6,950,000
	Municipality of Bartig, Chupac BHS	100,000			100,000
	Municipality of Bartig, Lias BHS	100,000			100,000
	Municipality of Bartig, Lunas BHS	100,000			100,000
	Municipality of Bauko, Bagnen Oriente BHS	100,000			100,000
	Municipality of Bauko, Bagnen Proper BHS	100,000			100,000
	Municipality of Bauko, Banao BHS	100,000			100,000
	Municipality of Bauko, Mabaay BHS, Bauko	100,000			100,000
	Municipality of Bauko, Otucan Norte BHS	100,000			100,000
	Municipality of Bauko, Otucan Sur BHS	1,000,000			1,000,000
	Municipality of Bauko, Tapapan BHS	100,000			100,000
	Municipality of Besao, Ambagiw BHS	100,000			100,000
	Municipality of Besao, Banguitan BHS	100,000			100,000
	Municipality of Besao, Besao East BHS	100,000			100,000
	Municipality of Besao, Besao West BHS	100,000			100,000
	Municipality of Besao, Catengan BHS	100,000			100,000
	Municipality of Besao, Gueday BHS		150,000		150,000
	Municipality of Besao, Laylaya BHS	100,000			100,000
	Municipality of Besao, Payeo BHS	100,000			100,000
	Municipality of Besao, Soquib BHS	100,000			100,000
	Municipality of Besao, Tamboan BHS	100,000			100,000
	Municipality of Bontoc, Balangao BHS		150,000		150,000
	Municipality of Bontoc, Can-ao BHS	100,000			100,000
	Municipality of Bontoc, Mainit BHS	100,000			100,000

Facilities and Name of Projects		Infrastructure	Medical Equipment	Motor Vehicles	Total
	Municipality of Bontoc, Samoki BHS	100,000			100,000
	Municipality of Natonin, Guina-ang BHS		150,000		150,000
	Municipality of Sabangan, Bun-Ayan BHS	100,000			100,000
	Municipality of Sabangan, Busa BHS	100,000			100,000
	Municipality of Sabangan, Capinitan BHS	100,000			100,000
	Municipality of Sabangan, Data BHS	100,000			100,000
	Municipality of Sabangan, Gayang BHS	100,000			100,000
	Municipality of Sabangan, Madepdepas BHS	100,000			100,000
	Municipality of Sabangan, Namatec BHS	100,000			100,000
	Municipality of Sabangan, Pingad BHS	100,000			100,000
	Municipality of Sabangan, Supang BHS	100,000			100,000
	Municipality of Sadanga, Belwang BHS	100,000			100,000
	Municipality of Sadanga, Demang BHS	100,000			100,000
	Municipality of Sadanga, Saclit BHS	100,000			100,000
	Municipality of Sagada, Ankileng BHS	100,000			100,000
	Municipality of Sagada, Balugan BHS	100,000			100,000
	Municipality of Sagada, Bangaan BHS	1,000,000			1,000,000
	Municipality of Sagada, Kilong BHS	100,000			100,000
	Municipality of Sagada, Madongo BHS	100,000			100,000
	Municipality of Tadian, Bantey BHS	100,000			100,000
	Municipality of Tadian, Batayan BHS	100,000			100,000
	Municipality of Tadian, Cagubatan BHS	100,000			100,000
	Municipality of Tadian, Duagan BHS	200,000			200,000
	Municipality of Tadian, Kayan East BHS	100,000			100,000
	Municipality of Tadian, Sumadel BHS	100,000			100,000
	Municipality of Tadian, Tue BHS	100,000			100,000
Region II		70,630,000	1,263,000		71,893,000
Batanes		3,500,000	100,000		3,600,000
	Municipality of Itbayat, Yawran BHS	1,000,000			1,000,000
	Municipality of Mahatao, Diura BHS	1,000,000	100,000		1,100,000
	Municipality of Uyugan, Imnajbu BHS	1,500,000			1,500,000
Nueva Vizcaya		43,130,000	1,163,000		44,293,000
	Municipality of Ambaguio, Ammoweg BHS	2,000,000	195,000		2,195,000
	Municipality of Ambaguio, Dulli BHS	2,000,000			2,000,000
	Municipality of Ambaguio, Labang BHS	2,500,000	195,000		2,695,000
	Municipality of Ambaguio, Poblacion BHS	1,500,000			1,500,000
	Municipality of Aritao, Poblacion BHS	1,000,000			1,000,000
	Municipality of Aritao, Tui BHS	500,000			500,000
	Municipality of Bagabag, Tuao South BHS	1,500,000			1,500,000
	Municipality of Bambang, Abian BHS	1,000,000			1,000,000
	Municipality of Bayombong, Buenavista BHS	1,500,000			1,500,000
	Municipality of Bayombong, District IV BHS	2,000,000			2,000,000
	Municipality of Bayombong, Ipil -Cuneg BHS	1,250,000			1,250,000
	Municipality of Bayombong, Magapuy BHS	500,000			500,000
	Municipality of Diadi, Escoting BHS	200,000	126,000		326,000
	Municipality of Diadi, Nagsabaran BHS	1,500,000	126,000		1,626,000
	Municipality of Diadi, Rosario BHS	500,000			500,000
	Municipality of Diadi, San Luis BHS	500,000			500,000
	Municipality of Diadi, San Pablo BHS	300,000	124,000		424,000
	Municipality of Dupax del Norte, Bulala BHS	750,000			750,000
	Municipality of Dupax del Norte, New Gumiad BHS	500,000			500,000
	Municipality of Dupax del Norte, Yabibi BHS	1,500,000			1,500,000
	Municipality of Dupax del Sur, Balzain BHS	500,000			500,000
	Municipality of Dupax del Sur, Canabay BHS		105,000		105,000
	Municipality of Dupax del Sur, Carolotan BHS	500,000			500,000
	Municipality of Dupax del Sur, Kimbutan BHS	500,000			500,000
	Municipality of Dupax del Sur, Kinabuan BHS	500,000			500,000
	Municipality of Dupax del Sur, San Pablo BHS	1,000,000			1,000,000
	Municipality of Dupax del Sur, Sanguit BHS	500,000	105,000		605,000
	Municipality of Kasibu, Belet BHS	750,000			750,000
	Municipality of Kasibu, Biyoy BHS	2,500,000			2,500,000
	Municipality of Kasibu, Catarauan BHS	750,000			750,000
	Municipality of Kayapa, Amelong Labeng BHS	1,500,000			1,500,000
	Municipality of Quezon, Dagupan BHS	1,000,000	100,000		1,100,000
	Municipality of Solano, Bangaan BHS	1,500,000			1,500,000
	Municipality of Solano, Uddiawan BHS	1,500,000			1,500,000
	Municipality of Sta. Fe, Bantinan BHS	750,000			750,000
	Municipality of Sta. Fe, Buyasyas BHS	750,000			750,000

Facilities and Name of Projects		Infrastructure	Medical Equipment	Motor Vehicles	Total
	Municipality of Sta. Fe, Malico BHS	1,000,000			1,000,000
	Municipality of Villaverde, Bintawan BHS	630,000			630,000
	Municipality of Villaverde, Bintawan Norte BHS	1,000,000			1,000,000
	Municipality of Villaverde, Cabuluan BHS	1,500,000			1,500,000
	Municipality of Villaverde, Nagbitin BHS	1,500,000			1,500,000
	Municipality of Villaverde, Sawmill BHS		87,000		87,000
	Quirino	24,000,000			24,000,000
	Municipality of Aglipay, Dagupan BHS	1,000,000			1,000,000
	Municipality of Aglipay, Guinalbin BHS	1,000,000			1,000,000
	Municipality of Aglipay, San Francisco BHS	1,000,000			1,000,000
	Municipality of Aglipay, Villa Santiago BHS	1,000,000			1,000,000
	Municipality of Cabarroguis, Dibibi BHS	1,000,000			1,000,000
	Municipality of Cabarroguis, Dingasan BHS	1,000,000			1,000,000
	Municipality of Cabarroguis, Gomez BHS	1,000,000			1,000,000
	Municipality of Cabarroguis, Gundaway BHS	1,000,000			1,000,000
	Municipality of Cabarroguis, Villapeña BHS	1,000,000			1,000,000
	Municipality of Cabarroguis, Villarose BHS	1,000,000			1,000,000
	Municipality of Diffun, Aurora East BHS	1,000,000			1,000,000
	Municipality of Diffun, Cajel BHS	1,000,000			1,000,000
	Municipality of Diffun, Gabriela Silang BHS	1,000,000			1,000,000
	Municipality of Maddela, Cabua-an BHS	1,000,000			1,000,000
	Municipality of Maddela, San Martin BHS	1,000,000			1,000,000
	Municipality of Maddela, Villa Sur BHS	1,000,000			1,000,000
	Municipality of Maddela, Villa Norte BHS	1,000,000			1,000,000
	Municipality of Maddela, Ysmael BHS	1,000,000			1,000,000
	Municipality of Madella, TTMF- Madella Quirino	2,000,000			2,000,000
	Municipality of Nagtipunan, Anak BHS	800,000			800,000
	Municipality of Nagtipunan, Disimungal BHS	800,000			800,000
	Municipality of Nagtipunan, San Dionisio II BHS	800,000			800,000
	Municipality of Nagtipunan, San Ramos BHS	800,000			800,000
	Municipality of Nagtipunan, Sangbay BHS	800,000			800,000
	Region III	22,250,000	150,000		22,400,000
	Aurora	7,000,000			7,000,000
	Municipality of Dilasag, Diagyan BHS	1,000,000			1,000,000
	Municipality of Dilasag, Manggitahan BHS	1,000,000			1,000,000
	Municipality of Dilasag, Ura BHS	1,000,000			1,000,000
	Municipality of Dipaculao, Diarabasin BHS	1,000,000			1,000,000
	Municipality of San Luis, Dibayabay BHS	1,000,000			1,000,000
	Municipality of San Luis, Dibut BHS	1,000,000			1,000,000
	Municipality of San Luis, L. Pimentel BHS	1,000,000			1,000,000
	Nueva Ecija	3,000,000			3,000,000
	Concepcion BHS	1,000,000			1,000,000
	Padolina BHS	1,000,000			1,000,000
	Nazareth BHS	1,000,000			1,000,000
	Zambales	12,250,000	150,000		12,400,000
	City of Olongapo, West Tapinac BHS	1,000,000			1,000,000
	Municipality of Botolan, Moraza-Loob Bunga BHS	750,000			750,000
	Municipality of Cabangan, Tondo BHS	1,000,000			1,000,000
	Municipality of Iba, San Agustin BHS	1,000,000			1,000,000
	Municipality of Iba, Sitio Tambac BHS		150,000		150,000
	Municipality of Palauig, Salaza BHS	1,000,000			1,000,000
	Municipality of Palauig, San Vicente BHS	1,000,000			1,000,000
	Municipality of San Antonio, Burgos BHS	1,500,000			1,500,000
	Municipality of San Antonio, San Juan BHS	1,000,000			1,000,000
	Municipality of Sta. Cruz, Bangcol BHS	1,000,000			1,000,000
	Municipality of Sta. Cruz, Sta Cruz Birthing Station	1,500,000			1,500,000
	Municipality of Subic, Subic BHS	750,000			750,000
	Municipality of Subic, Wawandaue BHS	750,000			750,000
	Region IV-B	36,200,000	19,159,000		55,359,000
	Marinduque	11,000,000	6,500,000		17,500,000
	Municipality of Boac, Binunga BHS	1,000,000			1,000,000

Facilities and Name of Projects		Infrastructure	Medical Equipment	Motor Vehicles	Total
	Municipality of Boac, Mainit BHS	1,500,000			1,500,000
	Municipality of Boac, Tabi BHS	1,500,000			1,500,000
	Municipality of Buenavista, Bagtingon BHS	1,500,000			1,500,000
	Municipality of Buenavista, Daykitin BHS		500,000		500,000
	Municipality of Buenavista, Libas BHS		500,000		500,000
	Municipality of Buenavista, Malbog BHS		500,000		500,000
	Municipality of Buenavista, Sihi BHS		500,000		500,000
	Municipality of Buenavista, Timbo BHS	1,000,000			1,000,000
	Municipality of Buenavista, Yook BHS		500,000		500,000
	Municipality of Gasan, Bachao Ibaba BHS	1,500,000			1,500,000
	Municipality of Gasan, Cabugao BHS		500,000		500,000
	Municipality of Gasan, Masiga BHS		500,000		500,000
	Municipality of Gasan, Pinggan BHS		500,000		500,000
	Municipality of Gasan, Tigui BHS		500,000		500,000
	Municipality of Gasan, Yook BHS		500,000		500,000
	Municipality of Mogpog, Magapua BHS	2,000,000			2,000,000
	Municipality of Sta. Cruz, Botilao BHS		500,000		500,000
	Municipality of Sta. Cruz, Ipil BHS	1,000,000			1,000,000
	Municipality of Sta. Cruz, Tamayo BHS		500,000		500,000
	Municipality of Sta. Cruz, Taytay BHS 2		500,000		500,000
	Occidental Mindoro	4,750,000	4,159,000		8,909,000
	Municipality of Abra De Ilog, Armado BHS	1,000,000			1,000,000
	Municipality of Abra De Ilog, Balao BHS	1,000,000			1,000,000
	Municipality of Abra De Ilog, Lumangbayan BHS	1,000,000			1,000,000
	Municipality of Looc, Agkawayan BHS		500,000		500,000
	Municipality of Looc, Talaotao BHS		500,000		500,000
	Municipality of Lubang, Tangal BHS	1,750,000			1,750,000
	Municipality of Mamburao (capital), Balansay BHS		500,000		500,000
	Municipality of Mamburao (capital), Fatima BHS		500,000		500,000
	Municipality of Mamburao (capital), San Luis BHS		500,000		500,000
	Municipality of Mamburao (capital), Tangkalan BHS		500,000		500,000
	Municipality of Paluan, Mapalad BHS		1,159,000		1,159,000
	Romblon	20,450,000	8,500,000		28,950,000
	Municipality of Alcantara, Bagsik BHS		500,000		500,000
	Municipality of Alcantara, Bonlao BHS	800,000			800,000
	Municipality of Alcantara, Calagonsao BHS		1,000,000		1,000,000
	Municipality of Alcantara, Camili BHS	1,500,000	500,000		2,000,000
	Municipality of Alcantara, Gui-ob BHS	1,500,000	500,000		2,000,000
	Municipality of Alcantara, Lawan BHS		500,000		500,000
	Municipality of Alcantara, Madalag BHS	500,000			500,000
	Municipality of Alcantara, San Isidro BHS	1,100,000	500,000		1,600,000
	Municipality of Banton, Balogo BHS	1,500,000			1,500,000
	Municipality of Banton, Banice BHS	750,000			750,000
	Municipality of Banton, Libtong BHS	750,000			750,000
	Municipality of Calatrava, BHS		500,000		500,000
	Municipality of Looc, Cogon BHS	750,000			750,000
	Municipality of Odiongan, Poctoy BHS		500,000		500,000
	Municipality of Santa Fe, Danao Norte BHS	1,100,000	500,000		1,600,000
	Municipality of Santa Fe, Magsaysay BHS	3,000,000			3,000,000
	Municipality of Santa Fe, Mat-i BHS	1,100,000	500,000		1,600,000
	Municipality of Santa Fe, Pandan BHS	1,100,000	500,000		1,600,000
	Municipality of Santa Fe, Tabugon BHS	3,000,000	500,000		3,500,000
	Municipality of Santa Maria, BHS		1,500,000		1,500,000
	Municipality of Santa Maria, Bonga BHS	2,000,000	500,000		2,500,000
	Region V	9,000,000	9,000,000		18,000,000
	Camaringes Norte	6,000,000	2,500,000		8,500,000
	Municipality of Basud, Angas BHS	600,000			600,000
	Municipality of Basud, Binatagan BHS		500,000		500,000
	Municipality of Basud, Laniton BHS	600,000			600,000
	Municipality of Basud, San Felipe BHS	600,000			600,000
	Municipality of Basud, Taba-Tabla BHS	600,000			600,000
	Municipality of Jose Panganiban, San Isidro BHS		500,000		500,000
	Municipality of Jose Panganiban, Sta. Rosa Sur BHS		500,000		500,000
	Municipality of Mercedes, Apuao BHS	600,000			600,000
	Municipality of San Lorenzo Ruiz, Daculangbolo BHS	600,000			600,000
	Municipality of San Lorenzo Ruiz, Manlimonsito BHS		500,000		500,000

Facilities and Name of Projects		Infrastructure	Medical Equipment	Motor Vehicles	Total
	Municipality of San Lorenzo Ruiz, Matacong BHS	600,000			600,000
	Municipality of San Lorenzo Ruiz, San Antonio BHS		500,000		500,000
	Municipality of Vinzons, Matango BHS	600,000			600,000
	Municipality of Vinzons, Sto. Domingo BHS	1,200,000			1,200,000
	Catanduanes	3,000,000	4,500,000		7,500,000
	Municipality of Bagamanoc, San Vicente BHS		500,000		500,000
	Municipality of Bagamanoc, Suchan BHS		500,000		500,000
	Municipality of Bato, Buenavista BHS		500,000		500,000
	Municipality of Bato, San Roque BHS	600,000			600,000
	Municipality of Caramoran, Dariao BHS		500,000		500,000
	Municipality of Caramoran, Milaviga BHS	600,000			600,000
	Municipality of Gigmoto, Sicmil BHS		500,000		500,000
	Municipality of Pandan, San Andres BHS	600,000			600,000
	Municipality of Panganiban, Cabuyoan BHS	600,000			600,000
	Municipality of Panganiban, Cagdarao BHS		500,000		500,000
	Municipality of Panganiban, Maculiw BHS	600,000			600,000
	Municipality of San Andres, San Isidro BHS		500,000		500,000
	Municipality of Viga, Tambongon BHS		500,000		500,000
	Municipality of Viga, Villa Aurora BHS		500,000		500,000
	Masbate		2,000,000		2,000,000
	Municipality of Milagros, Matiporon BHS		2,000,000		2,000,000
	Region VI	7,100,000			7,100,000
	Aklan	1,500,000			1,500,000
	Municipality of Nabas, Muguing BHS	1,500,000			1,500,000
	Guimaras	5,600,000			5,600,000
	Municipality of Buenavista, Dagsaan BHS	800,000			800,000
	Municipality of Buenavista, Taminla BHS	800,000			800,000
	Municipality of Jordan, Balcon Maravilla BHS	800,000			800,000
	Municipality of Jordan, Buluangan BHS	800,000			800,000
	Municipality of Jordan, Hoskyn BHS	800,000			800,000
	Municipality of Jordan, Rizal BHS	800,000			800,000
	Municipality of Jordan, Sinapsapan BHS	800,000			800,000
	Region VIII	112,805,000	6,700,000		119,505,000
	Biliran	17,500,000			17,500,000
	Municipality of Almeria, Iyosan BHS	1,000,000			1,000,000
	Municipality of Almeria, Pili BHS	1,000,000			1,000,000
	Municipality of Almeria, Pulang Bato BHS	1,000,000			1,000,000
	Municipality of Almeria, Salangi BHS	1,000,000			1,000,000
	Municipality of Almeria, Sampao BHS	1,000,000			1,000,000
	Municipality of Cabucgayan, Pawikan BHS	800,000			800,000
	Municipality of Caibiran, Binohangan BHS	1,000,000			1,000,000
	Municipality of Caibiran, Manlabang BHS	1,000,000			1,000,000
	Municipality of Caibiran, Union BHS	1,000,000			1,000,000
	Municipality of Culaba, Bacolod BHS	800,000			800,000
	Municipality of Culaba, Bool BHS	800,000			800,000
	Municipality of Culaba, Pinamihagan BHS	800,000			800,000
	Municipality of Kawayan, Balacson BHS	800,000			800,000
	Municipality of Kawayan, Balite BHS	800,000			800,000
	Municipality of Kawayan, Kansanoc BHS	800,000			800,000
	Municipality of Kawayan, Masagaosao BHS	800,000			800,000
	Municipality of Maripipi, Binalayan BHS	1,500,000			1,500,000
	Municipality of Naval, Anislagan BHS	800,000			800,000
	Municipality of Naval, Lucsoon BHS	800,000			800,000
	Eastern Samar	18,200,000			18,200,000
	City of Borongan, Calingatnan BHS	1,000,000			1,000,000
	Municipality of Dolores, Aroganga BHS	1,500,000			1,500,000
	Municipality of Dolores, Dampigan BHS	1,700,000			1,700,000
	Municipality of Dolores, Dapdap BHS	1,500,000			1,500,000
	Municipality of Dolores, Dolores, Hilabaan BHS	1,500,000			1,500,000
	Municipality of Guiuan, Cagusu-an BHS	1,500,000			1,500,000
	Municipality of Guiuan, Sulu-an BHS	1,500,000			1,500,000
	Municipality of Maslog, Carayacay BHS	1,500,000			1,500,000

Facilities and Name of Projects		Infrastructure	Medical Equipment	Motor Vehicles	Total
	Municipality of Oras, Agsam BHS	1,000,000			1,000,000
	Municipality of Oras, Batiawan BHS	1,000,000			1,000,000
	Municipality of Oras, Cagdine BHS	2,000,000			2,000,000
	Municipality of Oras, Cagpili BHS	1,000,000			1,000,000
	Municipality of San Policarpo, Alugan BHS	1,500,000			1,500,000
	Northern Samar	5,000,000			5,000,000
	Municipality of Bobon J. Abad Santos BHS	1,000,000			1,000,000
	Municipality of Bobon Quezon BHS	1,000,000			1,000,000
	Municipality of Lapinig Pio Del Pilar BHS	1,000,000			1,000,000
	Municipality of Lope De Vega Sampaguita BHS	1,000,000			1,000,000
	Municipality of Mapanas Magtaon BHS	1,000,000			1,000,000
	Southern Leyte	72,105,000	6,700,000		78,805,000
	City of Borongan, Maasin BHS Hanginan	800,000			800,000
	City of Maasin, Libhon BHS	800,000			800,000
	Municipality of Bontoc, Buenavista BHS	100,000	100,000		200,000
	Municipality of Bontoc, Casao BHS	100,000	100,000		200,000
	Municipality of Bontoc, Divisoria BHS	226,000	100,000		326,000
	Municipality of Bontoc, Guinsangaan BHS	100,000	100,000		200,000
	Municipality of Bontoc, Hilaan BHS	228,000	100,000		328,000
	Municipality of Bontoc, Paku BHS	100,000	100,000		200,000
	Municipality of Hinunangan, Badiangon BHS	750,000	100,000		850,000
	Municipality of Hinunangan, Calag-itan BHS	750,000	100,000		850,000
	Municipality of Hinunangan, Canipaan BHS	750,000	100,000		850,000
	Municipality of Hinunangan, Catublian BHS	2,000,000	100,000		2,100,000
	Municipality of Hinunangan, Nava BHS	750,000	100,000		850,000
	Municipality of Hinunangan, Otama BHS	750,000	100,000		850,000
	Municipality of Hinunangan, Sto. Niño II BHS	750,000	100,000		850,000
	Municipality of Libagon, Gakat BHS	100,000			100,000
	Municipality of Libagon, Magkasag BHS	100,000			100,000
	Municipality of Libagon, Mayuga BHS	206,000	100,000		306,000
	Municipality of Libagon, Nahaong BHS	138,000	100,000		238,000
	Municipality of Liloan, Amaga BHS	303,000			303,000
	Municipality of Liloan, Anilao BHS	303,000			303,000
	Municipality of Liloan, Bahay BHS	303,000			303,000
	Municipality of Liloan, Cagbungalon BHS	2,000,000			2,000,000
	Municipality of Liloan, Call-an BHS	303,000	100,000		403,000
	Municipality of Liloan, Caligangan BHS	303,000	100,000		403,000
	Municipality of Liloan, Candayuman BHS	303,000			303,000
	Municipality of Liloan, Catig BHS	303,000			303,000
	Municipality of Liloan, Estella BHS	303,000			303,000
	Municipality of Liloan, Fatima BHS	303,000			303,000
	Municipality of Liloan, Gud-an BHS	303,000			303,000
	Municipality of Liloan, Guintoylan BHS	303,000			303,000
	Municipality of Liloan, Himayangan BHS	303,000	100,000		403,000
	Municipality of Liloan, Ilag BHS	303,000			303,000
	Municipality of Liloan, Magaupas BHS	303,000			303,000
	Municipality of Liloan, Malangza BHS	303,000			303,000
	Municipality of Liloan, Molopolo BHS	303,000			303,000
	Municipality of Liloan, Pandan BHS	303,000			303,000
	Municipality of Liloan, Poblacion BHS	303,000			303,000
	Municipality of Liloan, Pres. Quezon BHS	303,000	100,000		403,000
	Municipality of Liloan, President Roxas BHS	2,000,000			2,000,000
	Municipality of Liloan, San Roque BHS	303,000			303,000
	Municipality of Liloan, Tabugon BHS	2,000,000			2,000,000
	Municipality of Limasawa, Lugsongan BHS	600,000	100,000		700,000
	Municipality of Limasawa, Magallanes BHS	1,000,000	100,000		1,100,000
	Municipality of Limasawa, San Bernardo BHS	750,000	100,000		850,000
	Municipality of Limasawa, Triana BHS	350,000	100,000		450,000
	Municipality of Macrohon, Aguinaldo BHS	300,000	100,000		400,000
	Municipality of Macrohon, Amparo BHS	200,000	100,000		300,000
	Municipality of Macrohon, Bagong Silang BHS	100,000			100,000
	Municipality of Macrohon, Cambaro BHS	500,000			500,000
	Municipality of Macrohon, Fiordeliz BHS	100,000			100,000
	Municipality of Macrohon, Ichon BHS	100,000			100,000
	Municipality of Macrohon, Ilihan BHS	100,000	100,000		200,000
	Municipality of Macrohon, Laray BHS	100,000			100,000
	Municipality of Macrohon, Lower Villa Jacinta BHS	500,000			500,000
	Municipality of Macrohon, Mohon BHS	300,000			300,000
	Municipality of Macrohon, Molopolo BHS	700,000			700,000
	Municipality of Macrohon, Rizal BHS	600,000	100,000		700,000

GENERAL APPROPRIATIONS ACT, FY 2023

Facilities and Name of Projects		Infrastructure	Medical Equipment	Motor Vehicles	Total
	Municipality of Macrohon, Salvador BHS	500,000	100,000		600,000
	Municipality of Macrohon, San Isidro BHS	150,000			150,000
	Municipality of Macrohon, San Joaquin BHS	200,000			200,000
	Municipality of Macrohon, San Roque BHS	100,000	100,000		200,000
	Municipality of Macrohon, San Vicente (upper) BHS	450,000			450,000
	Municipality of Macrohon, Santa Cruz BHS	500,000	100,000		600,000
	Municipality of Macrohon, Sto. Niño BHS	500,000			500,000
	Municipality of Macrohon, Upper Villa Jacinta BHS	100,000			100,000
	Municipality of Malitbog, Cadaruhan BHS	100,000	100,000		200,000
	Municipality of Malitbog, Candatag BHS	100,000			100,000
	Municipality of Malitbog, Cantamuac BHS	2,000,000			2,000,000
	Municipality of Malitbog, Concepcion BHS	800,000			800,000
	Municipality of Malitbog, Lambonao BHS	500,000	100,000		600,000
	Municipality of Malitbog, Maujo BHS	100,000	100,000		200,000
	Municipality of Malitbog, San Jose BHS	600,000			600,000
	Municipality of Malitbog, San Vicente BHS	200,000	100,000		300,000
	Municipality of Malitbog, Taliwa BHS	100,000	100,000		200,000
	Municipality of Padre Burgos, Lungsodaan BHS	100,000			100,000
	Municipality of Padre Burgos, Tangkaan BHS	100,000	100,000		200,000
	Municipality of Pintuyan, Balongbalong BHS	100,000	100,000		200,000
	Municipality of Pintuyan, Catbawan BHS	2,000,000	100,000		2,100,000
	Municipality of San Francisco, Habay BHS	1,400,000	100,000		1,500,000
	Municipality of San Francisco, Marayag BHS	1,700,000	100,000		1,800,000
	Municipality of San Francisco, Pasanon BHS	1,700,000	100,000		1,800,000
	Municipality of San Francisco, Santa Paz BHS	875,000	100,000		975,000
	Municipality of San Juan, Pong-oy BHS	1,700,000	100,000		1,800,000
	Municipality of San Juan, San Jose (San Juan) BHS	1,250,000	100,000		1,350,000
	Municipality of San Juan, Santa Cruz BHS	2,000,000			2,000,000
	Municipality of San Juan, Timba BHS	975,000			975,000
	Municipality of Silago, Hingatungan BHS	750,000	100,000		850,000
	Municipality of Silago, Katipunan BHS		100,000		100,000
	Municipality of Silago, Mercedes BHS		100,000		100,000
	Municipality of Sogod, Buac Gamay BHS	100,000	100,000		200,000
	Municipality of Sogod, Consolacion BHS	171,000	100,000		271,000
	Municipality of Sogod, Libas BHS	110,000	100,000		210,000
	Municipality of Sogod, Pancho Villa BHS	3,000,000	100,000		3,100,000
	Municipality of Sogod, Poblacion 1A BHS	3,000,000	100,000		3,100,000
	Municipality of Sogod, Poblacion 1B BHS	3,000,000	100,000		3,100,000
	Municipality of Sogod, Poblacion 2A BHS	3,000,000	100,000		3,100,000
	Municipality of Sogod, San Isidro BHS	100,000	100,000		200,000
	Municipality of St. Bernard, Ayahag BHS		100,000		100,000
	Municipality of St. Bernard, Catmon BHS	224,000			224,000
	Municipality of St. Bernard, Guinsaugon BHS	738,000	100,000		838,000
	Municipality of St. Bernard, Himatagon BHS		100,000		100,000
	Municipality of St. Bernard, Himbangan BHS	3,000,000			3,000,000
	Municipality of St. Bernard, Magbagacay BHS	300,000	100,000		400,000
	Municipality of St. Bernard, Mahayag BHS	100,000			100,000
	Municipality of St. Bernard, Mahayhay BHS		100,000		100,000
	Municipality of St. Bernard, Malinao BHS	280,000			280,000
	Municipality of St. Bernard, Maria Asuncion (Cabagawan) BHS	500,000			500,000
	Municipality of St. Bernard, Nueva Esperanza BHS	213,000			213,000
	Municipality of St. Bernard, Sitio Maria Socorro BHS	3,000,000			3,000,000
	Municipality of St. Bernard, Tabon-tabon BHS	100,000			100,000
	Municipality of Tomas Oppus, Cambite BHS	100,000	100,000		200,000
	Municipality of Tomas Oppus, Cawayan BHS	316,000	100,000		416,000
	Municipality of Tomas Oppus, Looc BHS	195,000	100,000		295,000
	Municipality of Tomas Oppus, Mag-ata BHS	100,000	100,000		200,000
	Municipality of Tomas Oppus, Rizal BHS	176,000	100,000		276,000
	Municipality of Tomas Oppus, San Antonio BHS	160,000	100,000		260,000
	Municipality of Tomas Oppus, San Isidro BHS	614,000	100,000		714,000
Region IX		1,000,000			1,000,000
Zamboanga del Norte		1,000,000			1,000,000
	Municipality of Baliguian, Milidan BHS	1,000,000			1,000,000

Facilities and Name of Projects			Infrastructure	Medical Equipment	Motor Vehicles	Total
Region X			22,500,000			22,500,000
Cagayan de Oro City			7,500,000			7,500,000
		Cagayan De Oro City, Brgy 24 BHS	2,500,000			2,500,000
		Cagayan De Oro City, Consolacion BHS	2,500,000			2,500,000
		Cagayan De Oro City, Puntod BHS	2,500,000			2,500,000
Misamis Occidental			7,500,000			7,500,000
		Municipality of Bonifacio, Dulan BHS	2,500,000			2,500,000
		Municipality of Bonifacio, Lupagan BHS	2,500,000			2,500,000
		Municipality of Bonifacio, Montol BHS	2,500,000			2,500,000
Misamis Oriental			7,500,000			7,500,000
		Municipality of Balingasag, San Francisco BHS	2,500,000			2,500,000
		Municipality of Magsaysay, Poblacion BHS	2,500,000			2,500,000
		Municipality of Salay, Bunal BHS	2,500,000			2,500,000
Region XI			12,600,000	4,000,000		16,600,000
Davao del Sur			8,400,000			8,400,000
		Municipality of Malalag, Bagumbayan BHS	800,000			800,000
		Municipality of Malalag, Bolton BHS	800,000			800,000
		Municipality of Malalag, Ibo BHS	800,000			800,000
		Municipality of Malalag, New Baclayon BHS	800,000			800,000
		Municipality of Malalag, Tagansule BHS	800,000			800,000
		Municipality of Matanao, Asbang BHS	900,000			900,000
		Municipality of Matanao, Buas BHS	900,000			900,000
		Municipality of Matanao, Buri BHS	900,000			900,000
		Municipality of Matanao, Camanhiles BHS	900,000			900,000
		Municipality of Padada, Quirino BHS	800,000			800,000
Davao Occidental			4,200,000	4,000,000		8,200,000
		Municipality of Don Marcelino, Calian BHS		250,000		250,000
		Municipality of Don Marcelino, Lapuan BHS		250,000		250,000
		Municipality of Don Marcelino, South Lamidan BHS		250,000		250,000
		Municipality of Jose Abad Santos, Balangonan BHS		250,000		250,000
		Municipality of Jose Abad Santos, Caburan Big BHS		250,000		250,000
		Municipality of Jose Abad Santos, Caburan Small BHS	300,000			300,000
		Municipality of Malita, Kiblatong BHS		250,000		250,000
		Municipality of Malita, Little Baguio BHS		250,000		250,000
		Municipality of Malita, Manuel Peralta BHS	500,000			500,000
		Municipality of Malita, Poblacion BHS		250,000		250,000
		Municipality of Malita, Tubalan BHS		250,000		250,000
		Municipality of Sarangani, Camalig BHS		250,000		250,000
		Municipality of Sarangani, Gomtago BHS	1,700,000			1,700,000
		Municipality of Sarangani, Laker BHS		250,000		250,000
		Municipality of Sarangani, Tinina BHS	1,700,000			1,700,000
		Municipality of Sta. Maria, Basiawan 2 with BF BHS		250,000		250,000
		Municipality of Sta. Maria, Datu Daligasao BHS		250,000		250,000
		Municipality of Sta. Maria, Kinilidan BHS		250,000		250,000
		Municipality of Sta. Maria, San Agustin BHS		250,000		250,000
		Municipality of Sta. Maria, San Juan BHS		250,000		250,000
Region XIII			148,350,000	9,000,000		157,350,000
Agusan del Norte			24,950,000	3,000,000		27,950,000
		City of Butuan, Anticala BHS	1,000,000			1,000,000
		City of Butuan, Aupagan BHS	1,000,000			1,000,000
		City of Butuan, Don Francisco BHS	1,500,000			1,500,000
		City of Butuan, Kinamlutan BHS	1,500,000			1,500,000
		City of Butuan, Maibu BHS	1,000,000			1,000,000
		City of Butuan, Mandamo BHS		150,000		150,000
		City of Butuan, Manila de Bugabus BHS	1,000,000			1,000,000
		City of Cabadbaran, Antonio Luna BHS		500,000		500,000
		Municipality of Buenavista, Talo-ao BHS	800,000			800,000
		Municipality of Carmen, Gosoon BHS	1,000,000			1,000,000
		Municipality of Carmen, Manoligao BHS	1,000,000			1,000,000
		Municipality of Carmen, Rojas BHS	500,000			500,000
		Municipality of Jabonga, Cuyago BHS	650,000			650,000

Facilities and Name of Projects		Infrastructure	Medical Equipment	Motor Vehicles	Total
	Municipality of Jabonga, Libas BHS	500,000			500,000
	Municipality of Jabonga, Sitio Dinarawan BHS	1,000,000			1,000,000
	Municipality of Kitcharao, Canaway BHS	1,000,000			1,000,000
	Municipality of Kitcharao, Crossing BHS	800,000			800,000
	Municipality of Kitcharao, Jaliobong BHS	1,000,000			1,000,000
	Municipality of Kitcharao, Mahayahay BHS	1,000,000			1,000,000
	Municipality of Kitcharao, San Isidro BHS	1,500,000			1,500,000
	Municipality of Kitcharao, Sangay BHS	1,000,000			1,000,000
	Municipality of Magallanes, Buhang BHS		150,000		150,000
	Municipality of Magallanes, Consorcia BHS		150,000		150,000
	Municipality of Magallanes, Lower Panaytayon BHS		150,000		150,000
	Municipality of Nasipit, Aclan BHS		650,000		650,000
	Municipality of Nasipit, Brgy. 7 BHS		500,000		500,000
	Municipality of Nasipit, Camagong BHS		150,000		150,000
	Municipality of Nasipit, Culit BHS		150,000		150,000
	Municipality of Nasipit, Kinabjangan BHS		150,000		150,000
	Municipality of Santiago, Brgy. Pangaylan BHS	550,000			550,000
	Municipality of Santiago, Estanislao Morgado BHS	550,000			550,000
	Municipality of Santiago, Jagupit BHS	500,000			500,000
	Municipality of Santiago, Poblacion II BHS		300,000		300,000
	Municipality of Santiago, San Isidro BHS	550,000			550,000
	Municipality of Santiago, Tagbuyacan BHS	550,000			550,000
	Municipality of Tubay, Doña Rosario BHS	2,000,000			2,000,000
	Municipality of Tubay, Tamamarkay BHS	500,000			500,000
	Municipality of Tubay, Townsite Poblacion BHS	500,000			500,000
	Municipality of Tubay, Victory BHS	500,000			500,000
	Surigao del Norte	109,800,000	2,700,000		112,500,000
	City of Surigao, Alang-alang BHS		150,000		150,000
	City of Surigao, Alegria BHS	1,000,000			1,000,000
	City of Surigao, Anomar BHS	1,000,000			1,000,000
	City of Surigao, Aurora BHS	1,000,000			1,000,000
	City of Surigao, Balibayon BHS	1,000,000			1,000,000
	City of Surigao, Baybay BHS	1,000,000			1,000,000
	City of Surigao, Bitaugan BHS	1,000,000			1,000,000
	City of Surigao, Buenavista BHS	1,000,000			1,000,000
	City of Surigao, Cagniog BHS	1,000,000			1,000,000
	City of Surigao, Cagutsan BHS	1,000,000			1,000,000
	City of Surigao, Catadman BHS	1,000,000			1,000,000
	City of Surigao, Danao BHS	1,000,000			1,000,000
	City of Surigao, Day- asan BHS	1,000,000			1,000,000
	City of Surigao, Ipil BHS	1,000,000	150,000		1,150,000
	City of Surigao, Lipata BHS	1,000,000			1,000,000
	City of Surigao, Lisondra BHS	1,000,000			1,000,000
	City of Surigao, Manjagao BHS	1,000,000			1,000,000
	City of Surigao, Nabago BHS	1,000,000			1,000,000
	City of Surigao, Nonoc BHS	1,000,000			1,000,000
	City of Surigao, Poctoy BHS	1,000,000			1,000,000
	City of Surigao, Punta Bilar BHS	1,000,000			1,000,000
	City of Surigao, Rizal BHS	1,000,000			1,000,000
	City of Surigao, Sabang BHS	1,000,000			1,000,000
	City of Surigao, San Jose BHS	1,000,000			1,000,000
	City of Surigao, San Pedro BHS	1,000,000			1,000,000
	City of Surigao, Serna BHS	1,000,000	150,000		1,150,000
	City of Surigao, Sidlakan BHS		150,000		150,000
	City of Surigao, Sugbay BHS	1,000,000			1,000,000
	City of Surigao, Sukailang BHS	1,000,000			1,000,000
	City of Surigao, Talisay BHS	1,000,000			1,000,000
	City of Surigao, Zaragoza BHS	1,000,000			1,000,000
	Municipality of Alegria, Alipao BHS	1,000,000			1,000,000
	Municipality of Alegria, Camp Edward BHS	1,000,000			1,000,000
	Municipality of Alegria, Linonganan BHS	1,000,000			1,000,000
	Municipality of Alegria, Ombong BHS	1,000,000			1,000,000
	Municipality of Alegria, Pungtod BHS	1,000,000			1,000,000
	Municipality of Alegria, San Juan BHS		150,000		150,000
	Municipality of Alegria, San Pedro BHS	1,000,000			1,000,000
	Municipality of Burgos, Baybay BHS		150,000		150,000
	Municipality of Claver, Lapinagan BHS	1,000,000			1,000,000
	Municipality of Claver, Panatao BHS	1,000,000			1,000,000
	Municipality of Claver, Sapa BHS	1,000,000			1,000,000
	Municipality of Dapa, Buenavista BHS	1,000,000			1,000,000
	Municipality of Dapa, Cabawa BHS and Birthing Facility	1,000,000	150,000		1,150,000

Facilities and Name of Projects		Infrastructure	Medical Equipment	Motor Vehicles	Total
	Municipality of Dapa, Consolacion BHS	1,000,000			1,000,000
	Municipality of Dapa, San Miguel BHS	1,000,000	150,000		1,150,000
	Municipality of Dapa, Union BHS	1,000,000	150,000		1,150,000
	Municipality of Del Carmen, Antipolo BHS	1,000,000			1,000,000
	Municipality of Del Carmen, Katipunan BHS	1,000,000			1,000,000
	Municipality of Del Carmen, Lobogon BHS	1,000,000			1,000,000
	Municipality of Del Carmen, Mabuhay BHS	1,000,000			1,000,000
	Municipality of Del Carmen, Mahayahay BHS	1,000,000			1,000,000
	Municipality of Del Carmen, Quezon BHS	1,000,000			1,000,000
	Municipality of Del Carmen, Sayak BHS	2,000,000			2,000,000
	Municipality of Gen. Luna, Consuelo BHS	1,500,000	150,000		1,650,000
	Municipality of Gen. Luna, La Januza BHS	1,000,000			1,000,000
	Municipality of Gen. Luna, Malinao BHS	800,000			800,000
	Municipality of Gen. Luna, Sta. Fe BHS	1,000,000			1,000,000
	Municipality of Gen. Luna, Suyangan BHS	1,000,000			1,000,000
	Municipality of Mainit, Mabini BHS	1,000,000			1,000,000
	Municipality of Mainit, Matin-ao BHS	1,000,000			1,000,000
	Municipality of Mainit, Silop BHS	1,000,000			1,000,000
	Municipality of Mainit, Tolingon BHS	1,000,000			1,000,000
	Municipality of Malimono, Binocaran BHS	1,000,000			1,000,000
	Municipality of Malimono, Bunyasan BHS	1,000,000			1,000,000
	Municipality of Pilar, Caridad BHS	1,000,000	150,000		1,150,000
	Municipality of Pilar, Jaboy BHS	1,000,000	150,000		1,150,000
	Municipality of Pilar, Mabini BHS	1,000,000	150,000		1,150,000
	Municipality of Pilar, San Roque BHS	1,000,000	150,000		1,150,000
	Municipality of Placer, Bugas-Bugasy BHS	1,000,000			1,000,000
	Municipality of Placer, Central BHS	1,000,000			1,000,000
	Municipality of Placer, Ellaperal BHS	1,000,000			1,000,000
	Municipality of Placer, Lakandula BHS	1,500,000			1,500,000
	Municipality of Placer, Macalaya BHS	1,000,000			1,000,000
	Municipality of Placer, Pananay-ay BHS	1,000,000			1,000,000
	Municipality of Placer, Sani-Sani BHS	1,000,000			1,000,000
	Municipality of Placer, Sta. Cruz BHS	1,000,000			1,000,000
	Municipality of Placer, Suyoc BHS	1,000,000			1,000,000
	Municipality of San Benito, Bongdo BHS		150,000		150,000
	Municipality of San Francisco, Amontay BHS	1,000,000			1,000,000
	Municipality of San Francisco, Balite BHS	1,000,000			1,000,000
	Municipality of San Francisco, Banbanon BHS	1,000,000			1,000,000
	Municipality of San Francisco, Diaz BHS	1,000,000			1,000,000
	Municipality of San Francisco, Honrado BHS	1,000,000			1,000,000
	Municipality of San Francisco, Linonggan BHS	1,500,000			1,500,000
	Municipality of San Francisco, Macopa BHS	1,500,000			1,500,000
	Municipality of San Francisco, Magtangale BHS	1,500,000			1,500,000
	Municipality of San Francisco, Oslao BHS	1,000,000			1,000,000
	Municipality of San Francisco, Poblacion BHS	1,000,000			1,000,000
	Municipality of San Isidro, Del Pilar BHS	1,000,000			1,000,000
	Municipality of San Isidro, Maribojoc BHS	2,000,000			2,000,000
	Municipality of San Isidro, Pacifico BHS	1,000,000			1,000,000
	Municipality of San Isidro, Pelaez BHS	1,000,000			1,000,000
	Municipality of San Isidro, Roxas BHS		150,000		150,000
	Municipality of San Isidro, Sto. Niño BHS	1,000,000			1,000,000
	Municipality of Santa Monica, Garcia BHS		150,000		150,000
	Municipality of Santa Monica, Tangbo BHS		150,000		150,000
	Municipality of Sison, Biyabid BHS	1,000,000			1,000,000
	Municipality of Sison, Lower Patag BHS	1,000,000			1,000,000
	Municipality of Sison, Mayag BHS	2,000,000			2,000,000
	Municipality of Sison, Upper Patag BHS	1,000,000			1,000,000
	Municipality of Socorro, Bgry. Doña Helen BHS	1,000,000			1,000,000
	Municipality of Socorro, Honrado BHS	1,000,000			1,000,000
	Municipality of Socorro, Salog BHS	1,000,000			1,000,000
	Municipality of Socorro, San Roque BHS	1,000,000			1,000,000
	Municipality of Socorro, Sta. Cruz BHS	1,000,000			1,000,000
	Municipality of Sta. Monica, Libertad BHS	1,000,000			1,000,000
	Municipality of Taganaan, Cawilan BHS	1,000,000			1,000,000
	Municipality of Taganaan, Fabio BHS	1,000,000			1,000,000
	Municipality of Taganaan, Laurel BHS	1,000,000			1,000,000
	Municipality of Taganaan, Patino BHS	1,000,000			1,000,000
	Municipality of Tubod, Cawilan BHS	500,000			500,000
	Municipality of Tubod, Timamana BHS	1,000,000			1,000,000
	Surigao del Sur	13,600,000	3,300,000		16,900,000
	City of Bislig, San Jose BHS	1,000,000	150,000		1,150,000

Facilities and Name of Projects		Infrastructure	Medical Equipment	Motor Vehicles	Total
	City of Bislig, Sitio San Sayata BHS	2,000,000	150,000		2,150,000
	City of Tandag, Maticdum BHS	850,000			850,000
	Municipality of Barobo, Camp Bagang BHS		150,000		150,000
	Municipality of Barobo, Gamot BHS	1,000,000	150,000		1,150,000
	Municipality of Barobo, Rizal BHS	1,000,000			1,000,000
	Municipality of Barobo, Tambis BHS	1,000,000	150,000		1,150,000
	Municipality of Bayabas, Panaosawon BHS	500,000			500,000
	Municipality of Cagwait, Aras-asan, Arangasa BHS	500,000			500,000
	Municipality of Cagwait, Tubo-Tubo BHS	500,000			500,000
	Municipality of Carmen, San Vicente BHS		150,000		150,000
	Municipality of Carmen, Sta. Cruz BHS		150,000		150,000
	Municipality of Cortes, Kapandan BHS		300,000		300,000
	Municipality of Lianga, Anibongan BHS	1,000,000	150,000		1,150,000
	Municipality of Lianga, Banahao BHS	500,000	150,000		650,000
	Municipality of Lianga, Ban-as BHS		150,000		150,000
	Municipality of Lianga, Baucawe BHS		150,000		150,000
	Municipality of Lianga, Diatagon BHS		150,000		150,000
	Municipality of Lianga, Ganayon BHS		150,000		150,000
	Municipality of Lianga, KM 9 BHS		150,000		150,000
	Municipality of Lianga, Payasan BHS		150,000		150,000
	Municipality of Lianga, San Isidro BHS	500,000	150,000		650,000
	Municipality of Lianga, St. Christine BHS		150,000		150,000
	Municipality of Lingig, Mandus BHS		150,000		150,000
	Municipality of Madrid, Magsaysay BHS		150,000		150,000
	Municipality of Madrid, Quirino BHS		150,000		150,000
	Municipality of Marihatag, Mahaba BHS	850,000			850,000
	Municipality of San Miguel, Libas Sud BHS	1,200,000			1,200,000
	Municipality of Tago, Anahaw BHS	1,200,000			1,200,000
BARM			5,000,000		5,000,000
	Cotabato City		5,000,000		5,000,000
	City of Cotabato, Bagua III BHS		500,000		500,000
	City of Cotabato, Bukan BHS		500,000		500,000
	City of Cotabato, Kalanganan I BHS		500,000		500,000
	City of Cotabato, Kalanganan II BHS		500,000		500,000
	City of Cotabato, Poblacion III BHS		500,000		500,000
	City of Cotabato, Poblacion IX BHS		500,000		500,000
	City of Cotabato, Poblacion VI BHS		500,000		500,000
	City of Cotabato, Rosary Heights III BHS		500,000		500,000
	City of Cotabato, Rosary Heights V BHS		500,000		500,000
	City of Cotabato, Rosary Heights VIII BHS		500,000		500,000
2. Rural Health Units		4,238,052,000	980,526,000	3,000,000	5,221,578,000
2.a. New Construction of Super Health Center		3,270,000,000	664,000,000		3,934,000,000
NCR		110,000,000	22,000,000		132,000,000
	Metro Manila	110,000,000	22,000,000		132,000,000
	Brgy. 188 Super Health Center	10,000,000	2,000,000		12,000,000
	Brgy. 28 Super Health Center	10,000,000	2,000,000		12,000,000
	Concepcion Super Health Center	10,000,000	2,000,000		12,000,000
	Esperanza Super Health Center (Sta. Mesa)	10,000,000	2,000,000		12,000,000
	Kaunlaran Super Health Center	10,000,000	2,000,000		12,000,000
	Maria Clara Super Health Center (Sampaloc)	10,000,000	2,000,000		12,000,000
	Muntinlupa Mega Health Center	20,000,000	4,000,000		24,000,000
	Nangka Super Health Center	10,000,000	2,000,000		12,000,000
	One Super Health Center	10,000,000	2,000,000		12,000,000
	Tejeros Health Center	10,000,000	2,000,000		12,000,000
Region I		180,000,000	36,000,000		216,000,000
	Ilocos Norte	40,000,000	8,000,000		48,000,000
	Banqui Super Health Center	10,000,000	2,000,000		12,000,000

Facilities and Name of Projects		Infrastructure	Medical Equipment	Motor Vehicles	Total
	Marcos Super Health Center	10,000,000	2,000,000		12,000,000
	Nueva Era Super Health Center	10,000,000	2,000,000		12,000,000
	Paoay Super Health Center	10,000,000	2,000,000		12,000,000
	Ilocos Sur	20,000,000	4,000,000		24,000,000
	Santa Maria Super Health Center	10,000,000	2,000,000		12,000,000
	Sigay Super Health Center	10,000,000	2,000,000		12,000,000
	La Union	20,000,000	4,000,000		24,000,000
	Naguilian Super Health Center	10,000,000	2,000,000		12,000,000
	Rosario, Nagtagaan Super Health Center	10,000,000	2,000,000		12,000,000
	Pangasinan	100,000,000	20,000,000		120,000,000
	Agno Super Health Center	10,000,000	2,000,000		12,000,000
	Alcala Super Health Center	10,000,000	2,000,000		12,000,000
	Bani Super Health Center	10,000,000	2,000,000		12,000,000
	Calasiao Super Health Center	10,000,000	2,000,000		12,000,000
	Malasiqui Super Health Center	10,000,000	2,000,000		12,000,000
	San Fabian Super Health Center	10,000,000	2,000,000		12,000,000
	San Quintin Super Health Center	10,000,000	2,000,000		12,000,000
	San Manuel Super Health Center	10,000,000	2,000,000		12,000,000
	Sison Super Health Center	10,000,000	2,000,000		12,000,000
	Urbiztondo Super Health Center	10,000,000	2,000,000		12,000,000
CAR		10,000,000	2,000,000		12,000,000
	Mountain Province	10,000,000	2,000,000		12,000,000
	Natonin Super Health Center	10,000,000	2,000,000		12,000,000
Region II		120,000,000	24,000,000		144,000,000
	Cagayan	40,000,000	8,000,000		48,000,000
	Aparri West Super Health Center	10,000,000	2,000,000		12,000,000
	Lal-lo Super Health Center	10,000,000	2,000,000		12,000,000
	Sto. Nino Super Health Center	10,000,000	2,000,000		12,000,000
	Tuao Super Health Center	10,000,000	2,000,000		12,000,000
	Isabela	50,000,000	10,000,000		60,000,000
	Echague Super Health Center	10,000,000	2,000,000		12,000,000
	Jones Super Health Center	10,000,000	2,000,000		12,000,000
	Luna Super Health Center	10,000,000	2,000,000		12,000,000
	Maconacon Super Health Center	10,000,000	2,000,000		12,000,000
	Palanan Super Health Center	10,000,000	2,000,000		12,000,000
	Nueva Vizcaya	10,000,000	2,000,000		12,000,000
	Quezon Super Health Center	10,000,000	2,000,000		12,000,000
	Quirino	20,000,000	4,000,000		24,000,000
	Aglipay Super Health Center	10,000,000	2,000,000		12,000,000
	Nagtipunan Super Health Center	10,000,000	2,000,000		12,000,000
Region III		320,000,000	64,000,000		384,000,000
	Bataan	50,000,000	10,000,000		60,000,000
	Bagac Super Health Center	10,000,000	2,000,000		12,000,000
	Hermosa Super Health Center	10,000,000	2,000,000		12,000,000
	Morong Super Health Center	10,000,000	2,000,000		12,000,000
	Orani Super Health Center	10,000,000	2,000,000		12,000,000
	Samal Super Health Center	10,000,000	2,000,000		12,000,000
	Bulacan	80,000,000	16,000,000		96,000,000
	Angat Super Health Center	10,000,000	2,000,000		12,000,000
	Baliuag Super Health Center	10,000,000	2,000,000		12,000,000
	Marilao Super Health Center	10,000,000	2,000,000		12,000,000
	Obando Super Health Center	10,000,000	2,000,000		12,000,000
	Paombong Super Health Center	10,000,000	2,000,000		12,000,000
	Plaridel Super Health Center	10,000,000	2,000,000		12,000,000

Facilities and Name of Projects		Infrastructure	Medical Equipment	Motor Vehicles	Total
	San Ildefonso Super Health Center	10,000,000	2,000,000		12,000,000
	San Rafael Super Health Center	10,000,000	2,000,000		12,000,000
		50,000,000	10,000,000		60,000,000
	Nueva Ecija				
	Aliaga Super Health Center	10,000,000	2,000,000		12,000,000
	Bongabon Super Health Center	10,000,000	2,000,000		12,000,000
	Llanera Super Health Center	10,000,000	2,000,000		12,000,000
	Science City Muñoz Super Health Center	10,000,000	2,000,000		12,000,000
	Zaragoza Super Health Center	10,000,000	2,000,000		12,000,000
		50,000,000	10,000,000		60,000,000
	Pampanga				
	Arayat Super Health Center	10,000,000	2,000,000		12,000,000
	Magalang Super Health Center	10,000,000	2,000,000		12,000,000
	Minalin Super Health Center	10,000,000	2,000,000		12,000,000
	Porac Super Health Center	10,000,000	2,000,000		12,000,000
	Sta. Rita Super Health Center	10,000,000	2,000,000		12,000,000
		80,000,000	16,000,000		96,000,000
	Tarlac				
	Camiling Super Health Center	10,000,000	2,000,000		12,000,000
	Capas Super Health Center	10,000,000	2,000,000		12,000,000
	Concepcion Super Health Center	10,000,000	2,000,000		12,000,000
	Moncada Super Health Center	10,000,000	2,000,000		12,000,000
	San Clemente Super Health Center	10,000,000	2,000,000		12,000,000
	San Manuel Super Health Center	10,000,000	2,000,000		12,000,000
	Sta. Ignacia Super Health Center	10,000,000	2,000,000		12,000,000
	Tarlac Super Health Center	10,000,000	2,000,000		12,000,000
		10,000,000	2,000,000		12,000,000
	Zambales				
	Castillejos Super Health Center 2	10,000,000	2,000,000		12,000,000
		210,000,000	42,000,000		252,000,000
	Region IV-A				
	Batangas	60,000,000	12,000,000		72,000,000
	Lian Super Health Center	10,000,000	2,000,000		12,000,000
	Lipa Super Health Center I	10,000,000	2,000,000		12,000,000
	Lipa Super Health Center II	10,000,000	2,000,000		12,000,000
	San Jose Super Health Center	10,000,000	2,000,000		12,000,000
	San Juan Super Health Center	10,000,000	2,000,000		12,000,000
	Tingloy Super Health Center	10,000,000	2,000,000		12,000,000
		40,000,000	8,000,000		48,000,000
	Cavite				
	Alfonso Super Health Center	10,000,000	2,000,000		12,000,000
	Gen. Mariano Alvarez Super Health Center	10,000,000	2,000,000		12,000,000
	Rosario Super Health Center	10,000,000	2,000,000		12,000,000
	Tagaytay Super Health Center	10,000,000	2,000,000		12,000,000
		40,000,000	8,000,000		48,000,000
	Laguna				
	Calauan Super Health Center	10,000,000	2,000,000		12,000,000
	Los Baños Super Health Center	10,000,000	2,000,000		12,000,000
	San Pablo Super Health Center	10,000,000	2,000,000		12,000,000
	Lumban Super Health Center	10,000,000	2,000,000		12,000,000
		30,000,000	6,000,000		36,000,000
	Quezon				
	Candelaria Super Health Center	10,000,000	2,000,000		12,000,000
	Quezon Super Health Center	10,000,000	2,000,000		12,000,000
	Tiaong Super Health Center	10,000,000	2,000,000		12,000,000
		40,000,000	8,000,000		48,000,000
	Rizal				
	Angono Super Health Center	10,000,000	2,000,000		12,000,000
	Cainta Super Health Center	10,000,000	2,000,000		12,000,000
	Cardona Super Health Center	10,000,000	2,000,000		12,000,000
	Tanay Super Health Center	10,000,000	2,000,000		12,000,000
		60,000,000	12,000,000		72,000,000
	Region IV-B				
	Palawan	60,000,000	12,000,000		72,000,000
	Balabac Super Health Center	10,000,000	2,000,000		12,000,000
	Caruray Super Health Center	10,000,000	2,000,000		12,000,000

Facilities and Name of Projects		Infrastructure	Medical Equipment	Motor Vehicles	Total
	El Nido Super Health Center	10,000,000	2,000,000		12,000,000
	Magara Super Health Center	10,000,000	2,000,000		12,000,000
	Narra Super Health Center	10,000,000	2,000,000		12,000,000
	Tumabong Super Health Center	10,000,000	2,000,000		12,000,000
Region V		230,000,000	46,000,000		276,000,000
Albay		30,000,000	6,000,000		36,000,000
	Camalig Super Health Center	10,000,000	2,000,000		12,000,000
	Legazpi Super Health Center	10,000,000	2,000,000		12,000,000
	Malilipot Super Health Center	10,000,000	2,000,000		12,000,000
Camarines Norte		10,000,000	2,000,000		12,000,000
	Mercedes Super Health Center	10,000,000	2,000,000		12,000,000
Camarines Sur		130,000,000	26,000,000		156,000,000
	Baao Super Health Center	10,000,000	2,000,000		12,000,000
	Bato Super Health Center	10,000,000	2,000,000		12,000,000
	Bombon Super Health Center	10,000,000	2,000,000		12,000,000
	Buhi Super Health Center	10,000,000	2,000,000		12,000,000
	Goa Super Health Center	10,000,000	2,000,000		12,000,000
	Lagonoy Super Health Center	10,000,000	2,000,000		12,000,000
	Lupi Super Health Center	10,000,000	2,000,000		12,000,000
	Ocampo Super Health Center	10,000,000	2,000,000		12,000,000
	Pili Super Health Center	10,000,000	2,000,000		12,000,000
	Ragay Super Health Center	10,000,000	2,000,000		12,000,000
	Sagnay Super Health Center	10,000,000	2,000,000		12,000,000
	San Fernando Super Health Center	10,000,000	2,000,000		12,000,000
	Tinambac Super Health Center	10,000,000	2,000,000		12,000,000
Catanduanes		10,000,000	2,000,000		12,000,000
	Caramoran Super Health Center	10,000,000	2,000,000		12,000,000
Masbate		30,000,000	6,000,000		36,000,000
	Aroroy Super Health Center	10,000,000	2,000,000		12,000,000
	Masbate Super Health Center	10,000,000	2,000,000		12,000,000
	Mobo Super Health Center	10,000,000	2,000,000		12,000,000
Sorsogon		20,000,000	4,000,000		24,000,000
	Castilla Super Health Center	10,000,000	2,000,000		12,000,000
	Sta. Magdalena Super Health Center	10,000,000	2,000,000		12,000,000
Region VI		480,000,000	96,000,000		576,000,000
Aklan		70,000,000	14,000,000		84,000,000
	Balete Super Health Center II	10,000,000	2,000,000		12,000,000
	Banga Super Health Center	10,000,000	2,000,000		12,000,000
	Batan Super Health Center II	10,000,000	2,000,000		12,000,000
	Malay Super Health Center	10,000,000	2,000,000		12,000,000
	Nabas Super Health Center	10,000,000	2,000,000		12,000,000
	New Washington Super Health Center	10,000,000	2,000,000		12,000,000
	Numancia Super Health Center II	10,000,000	2,000,000		12,000,000
Antique		10,000,000	2,000,000		12,000,000
	Culasi Super Health Center	10,000,000	2,000,000		12,000,000
Capiz		80,000,000	16,000,000		96,000,000
	Jamindan Super Health Center II	10,000,000	2,000,000		12,000,000
	Mambusao Super Health Center	10,000,000	2,000,000		12,000,000
	Panay Super Health Center II	10,000,000	2,000,000		12,000,000
	Panit-an Super Health Center II	10,000,000	2,000,000		12,000,000
	Pilar Super Health Center II	10,000,000	2,000,000		12,000,000
	President Roxas Super Health Center II	10,000,000	2,000,000		12,000,000
	Roxas City Super Health Center II	10,000,000	2,000,000		12,000,000
	Sigma Super Health Center	10,000,000	2,000,000		12,000,000
Guimaras		10,000,000	2,000,000		12,000,000
	Nueva Valencia Super Health Center	10,000,000	2,000,000		12,000,000

Facilities and Name of Projects		Infrastructure	Medical Equipment	Motor Vehicles	Total
	Iloilo	130,000,000	26,000,000		156,000,000
	Barotac Viejo Super Health Center	10,000,000	2,000,000		12,000,000
	Concepcion Super Health Center II	10,000,000	2,000,000		12,000,000
	Dingle Super Health Center II	10,000,000	2,000,000		12,000,000
	Guimbal Super Health Center II	10,000,000	2,000,000		12,000,000
	Janiuay Super Health Center	10,000,000	2,000,000		12,000,000
	Lambunao Super Health Center	10,000,000	2,000,000		12,000,000
	Lemery Super Health Center II	10,000,000	2,000,000		12,000,000
	Miag-ao Super Health Center	10,000,000	2,000,000		12,000,000
	Oton Super Health Center III	10,000,000	2,000,000		12,000,000
	Pototan Super Health Center	10,000,000	2,000,000		12,000,000
	Santa Barbara Super Health Center	10,000,000	2,000,000		12,000,000
	Tigbauan Super Health Center II	10,000,000	2,000,000		12,000,000
	Estancia Super Health Center	10,000,000	2,000,000		12,000,000
	Negros Occidental	180,000,000	36,000,000		216,000,000
	Binalbagan Super Health Center II	10,000,000	2,000,000		12,000,000
	Cadiz Super Health Center	10,000,000	2,000,000		12,000,000
	Calatrava Super Health Center	10,000,000	2,000,000		12,000,000
	Cauayan Super Health Center	10,000,000	2,000,000		12,000,000
	Escalante Super Health Center	10,000,000	2,000,000		12,000,000
	Isabela Super Health Center II	10,000,000	2,000,000		12,000,000
	Moises Padilla Super Health Center	10,000,000	2,000,000		12,000,000
	Pontevedra Super Health Center	10,000,000	2,000,000		12,000,000
	Pulupandan Super Health Center	10,000,000	2,000,000		12,000,000
	Sagay Super Health Center	10,000,000	2,000,000		12,000,000
	San Carlos Super Health Center III	10,000,000	2,000,000		12,000,000
	San Enrique Super Health Center	10,000,000	2,000,000		12,000,000
	Silay Super Health Center	10,000,000	2,000,000		12,000,000
	Sipalay Super Health Center II	10,000,000	2,000,000		12,000,000
	Talisay Super Health Center	10,000,000	2,000,000		12,000,000
	Toboso Super Health Center	10,000,000	2,000,000		12,000,000
	Valladolid Super Health Center	10,000,000	2,000,000		12,000,000
	Victorias Super Health Center II	10,000,000	2,000,000		12,000,000
	Region VII	275,000,000	64,000,000		339,000,000
	Bohol	110,000,000	34,000,000		144,000,000
	Antequera Super Health Center	10,000,000	2,000,000		12,000,000
	Balilihan Super Health Center	10,000,000	2,000,000		12,000,000
	Bien Unido Super Health Center	10,000,000	2,000,000		12,000,000
	Carmen Super Health Center II	10,000,000	2,000,000		12,000,000
	Panglao Super Health Center	10,000,000	2,000,000		12,000,000
	Tagbilaran City Super Health Center	10,000,000	2,000,000		12,000,000
	Ubay Super Health Center IV	10,000,000	2,000,000		12,000,000
	Candijay Super Health Center	40,000,000	20,000,000		60,000,000
	Cebu	95,000,000	16,000,000		111,000,000
	Carcar City Super Health Center	10,000,000	2,000,000		12,000,000
	Carmen Super Health Center	10,000,000	2,000,000		12,000,000
	Consolacion Super Health Center	10,000,000	2,000,000		12,000,000
	Danao City Super Health Center	10,000,000	2,000,000		12,000,000
	Liloan Super Health Center	10,000,000	2,000,000		12,000,000
	Medellin Super Health Center	10,000,000	2,000,000		12,000,000
	San Nicolas Super Health Center	15,000,000			15,000,000
	Talisay City Super Health Center	10,000,000	2,000,000		12,000,000
	Toledo City Super Health Center	10,000,000	2,000,000		12,000,000
	Cebu City	10,000,000	2,000,000		12,000,000
	Cebu City Super Family Health Center	10,000,000	2,000,000		12,000,000
	Negros Oriental	40,000,000	8,000,000		48,000,000
	Agungon Super Health Center	10,000,000	2,000,000		12,000,000
	Bais Super Health Center	10,000,000	2,000,000		12,000,000
	Bayawan Super Health Center	10,000,000	2,000,000		12,000,000
	Sta. Catalina Super Health Center	10,000,000	2,000,000		12,000,000

Facilities and Name of Projects		Infrastructure	Medical Equipment	Motor Vehicles	Total
	Siquijor	20,000,000	4,000,000		24,000,000
	Larena Super Health Center	10,000,000	2,000,000		12,000,000
	Maria Super Health Center	10,000,000	2,000,000		12,000,000
	Region VIII	150,000,000	30,000,000		180,000,000
	Biliran	10,000,000	2,000,000		12,000,000
	Biliran Super Health Center	10,000,000	2,000,000		12,000,000
	Eastern Samar	10,000,000	2,000,000		12,000,000
	Salcedo Super Health Center	10,000,000	2,000,000		12,000,000
	Leyte	70,000,000	14,000,000		84,000,000
	Abuera Super Health Center	10,000,000	2,000,000		12,000,000
	Calubian Super Health Center	10,000,000	2,000,000		12,000,000
	Inopacan Super Health Center	10,000,000	2,000,000		12,000,000
	Hilongos Super Health Center	10,000,000	2,000,000		12,000,000
	Jaro Super Health Center	10,000,000	2,000,000		12,000,000
	Ormoc Super Health Center	10,000,000	2,000,000		12,000,000
	Tanauan Super Health Center	10,000,000	2,000,000		12,000,000
	Northern Samar	20,000,000	4,000,000		24,000,000
	Laoang Super Health Center	10,000,000	2,000,000		12,000,000
	San Isidro Super Health Center	10,000,000	2,000,000		12,000,000
	Samar	10,000,000	2,000,000		12,000,000
	Sta. Rita Super Health Center	10,000,000	2,000,000		12,000,000
	Samar (Western Samar)	10,000,000	2,000,000		12,000,000
	San Jorge Super Health Center	10,000,000	2,000,000		12,000,000
	Southern Leyte	20,000,000	4,000,000		24,000,000
	Maasin City Super Health Center	10,000,000	2,000,000		12,000,000
	Saint Bernard Super Health Center	10,000,000	2,000,000		12,000,000
	Region IX	130,000,000	26,000,000		156,000,000
	Zamboanga City	10,000,000	2,000,000		12,000,000
	Zamboanga City Super Health Center 2	10,000,000	2,000,000		12,000,000
	Zamboanga del Norte	50,000,000	10,000,000		60,000,000
	Kalawit Super Health Center	10,000,000	2,000,000		12,000,000
	Sindangan Super Health Center	10,000,000	2,000,000		12,000,000
	Sirawai Super Health Center	10,000,000	2,000,000		12,000,000
	Zamboanga del Norte Super Health Center 1	10,000,000	2,000,000		12,000,000
	Zamboanga del Norte Super Health Center 2	10,000,000	2,000,000		12,000,000
	Zamboanga del Sur	40,000,000	8,000,000		48,000,000
	Dumingag Super Health Center	10,000,000	2,000,000		12,000,000
	Pitogo Super Health Center	10,000,000	2,000,000		12,000,000
	Zamboanga del Sur Super Health Center 1	10,000,000	2,000,000		12,000,000
	Zamboanga del Sur Super Health Center 2	10,000,000	2,000,000		12,000,000
	Zamboanga Sibugay	30,000,000	6,000,000		36,000,000
	Ipil Super Health Center	10,000,000	2,000,000		12,000,000
	Titay Super Health Center	10,000,000	2,000,000		12,000,000
	Zamboanga Sibugay Super Health Center 1	10,000,000	2,000,000		12,000,000
	Region X	200,000,000	40,000,000		240,000,000
	Bukidnon	60,000,000	12,000,000		72,000,000
	Kalilangan Super Health Center	10,000,000	2,000,000		12,000,000
	Manolo Fortich Super Health Center	10,000,000	2,000,000		12,000,000
	Maramag Super Health Center	10,000,000	2,000,000		12,000,000
	Quezon Super Health Center	10,000,000	2,000,000		12,000,000

Facilities and Name of Projects		Infrastructure	Medical Equipment	Motor Vehicles	Total
	San Fernando Super Health Center	10,000,000	2,000,000		12,000,000
	Talakag Super Health Center	10,000,000	2,000,000		12,000,000
	Cagayan de Oro City	40,000,000	8,000,000		48,000,000
	Balubal Super Health Center	10,000,000	2,000,000		12,000,000
	Carmen Super Health Center	10,000,000	2,000,000		12,000,000
	Gusa Super Health Center	10,000,000	2,000,000		12,000,000
	Kauswagan Super Health Center	10,000,000	2,000,000		12,000,000
	Iligan City	10,000,000	2,000,000		12,000,000
	Cabacsanan Super Health Center	10,000,000	2,000,000		12,000,000
	Lanao del Norte	20,000,000	4,000,000		24,000,000
	Baloi Super Health Center	10,000,000	2,000,000		12,000,000
	Lala Super Health Center	10,000,000	2,000,000		12,000,000
	Misamis Occidental	20,000,000	4,000,000		24,000,000
	Oroquieta City Super Health Center	10,000,000	2,000,000		12,000,000
	Ozamiz City Super Health Center	10,000,000	2,000,000		12,000,000
	Misamis Oriental	50,000,000	10,000,000		60,000,000
	Balingasag Super Health Center	10,000,000	2,000,000		12,000,000
	Claveria Super Health Center	10,000,000	2,000,000		12,000,000
	Gingoog City Super Health Center	10,000,000	2,000,000		12,000,000
	Initao Super Health Center	10,000,000	2,000,000		12,000,000
	Tagoloan Super Health Center	10,000,000	2,000,000		12,000,000
	Region XI	270,000,000	54,000,000		324,000,000
	Davao City	70,000,000	14,000,000		84,000,000
	Calinan Super Health Center	10,000,000	2,000,000		12,000,000
	Catalunan Grande Super Health Center	10,000,000	2,000,000		12,000,000
	Dumoy Super Health Center	10,000,000	2,000,000		12,000,000
	Indangan Super Health Center	10,000,000	2,000,000		12,000,000
	Paquibato Proper Super Health Center	10,000,000	2,000,000		12,000,000
	Tacunan Super Health Center	10,000,000	2,000,000		12,000,000
	Tibungco Super Health Center	10,000,000	2,000,000		12,000,000
	Davao De Oro	40,000,000	8,000,000		48,000,000
	Compostela Super Health Center	10,000,000	2,000,000		12,000,000
	Elizalde Super Health Center	10,000,000	2,000,000		12,000,000
	Maco Super Health Center	10,000,000	2,000,000		12,000,000
	Monkayo Super Health Center	10,000,000	2,000,000		12,000,000
	Davao del Norte	40,000,000	8,000,000		48,000,000
	Carmen Super Health Center	10,000,000	2,000,000		12,000,000
	Little Panay Super Health Center	10,000,000	2,000,000		12,000,000
	Tagum East Super Health Center	10,000,000	2,000,000		12,000,000
	Talaingod Super Health Center	10,000,000	2,000,000		12,000,000
	Davao del Sur	30,000,000	6,000,000		36,000,000
	Balasiao Super Health Center	10,000,000	2,000,000		12,000,000
	Guihing Super Health Center	10,000,000	2,000,000		12,000,000
	Ihan Super Health Center	10,000,000	2,000,000		12,000,000
	Davao Occidental	10,000,000	2,000,000		12,000,000
	Sta Maria Super Health Center	10,000,000	2,000,000		12,000,000
	Davao Oriental	80,000,000	16,000,000		96,000,000
	Baganga Super Health Center	10,000,000	2,000,000		12,000,000
	Boston Super Health Center	10,000,000	2,000,000		12,000,000
	Calapagan Super Health Center	10,000,000	2,000,000		12,000,000
	Caraga Super Health Center	10,000,000	2,000,000		12,000,000
	Cateel Super Health Center	10,000,000	2,000,000		12,000,000
	Dahican Super Health Center	10,000,000	2,000,000		12,000,000
	San Isidro Super Health Center	10,000,000	2,000,000		12,000,000
	Taragona Super Health Center	10,000,000	2,000,000		12,000,000

Facilities and Name of Projects		Infrastructure	Medical Equipment	Motor Vehicles	Total
Region XII		210,000,000	42,000,000		252,000,000
Cotabato		10,000,000	2,000,000		12,000,000
	Kidapawan Super Health Center	10,000,000	2,000,000		12,000,000
General Santos City		20,000,000	4,000,000		24,000,000
	Apopong Super Health Center	10,000,000	2,000,000		12,000,000
	Tinagacan Super Health Center	10,000,000	2,000,000		12,000,000
North Cotabato		70,000,000	14,000,000		84,000,000
	Aleosan Super Health Center	10,000,000	2,000,000		12,000,000
	Magpet Super Health Center	10,000,000	2,000,000		12,000,000
	Midsayap Super Health Center	10,000,000	2,000,000		12,000,000
	Pigcawayan Super Health Center	10,000,000	2,000,000		12,000,000
	Pres. Roxas Super Health Center	10,000,000	2,000,000		12,000,000
	San Isidro Super Health Center	10,000,000	2,000,000		12,000,000
	Tulunan Super Health Center	10,000,000	2,000,000		12,000,000
Sarangani		40,000,000	8,000,000		48,000,000
	Alabel Super Health Center	10,000,000	2,000,000		12,000,000
	Daan Suyan Super Health Center	10,000,000	2,000,000		12,000,000
	Malungon Super Health Center	10,000,000	2,000,000		12,000,000
	Upo Super Health Center	10,000,000	2,000,000		12,000,000
South Cotabato		40,000,000	8,000,000		48,000,000
	Banga Super Health Center	10,000,000	2,000,000		12,000,000
	Lake Sebu Super Health Center	10,000,000	2,000,000		12,000,000
	Surallah Super Health Center	10,000,000	2,000,000		12,000,000
	T'boli Super Health Center	10,000,000	2,000,000		12,000,000
Sultan Kudarat		30,000,000	6,000,000		36,000,000
	Palimbang Super Health Center	10,000,000	2,000,000		12,000,000
	Tacurong Super Health Center	10,000,000	2,000,000		12,000,000
	Esperanza Super Health Center	10,000,000	2,000,000		12,000,000
Region XIII		135,000,000	28,000,000		163,000,000
Agusan del Norte		20,000,000	4,000,000		24,000,000
	Cabadbaran Super Health Center	10,000,000	2,000,000		12,000,000
	Las Nieves Super Health Center	10,000,000	2,000,000		12,000,000
Agusan del Sur		30,000,000	6,000,000		36,000,000
	Magkiangkang Super Health Center	10,000,000	2,000,000		12,000,000
	San Luis Super Health Center	10,000,000	2,000,000		12,000,000
	Talacogon Super Health Center	10,000,000	2,000,000		12,000,000
Dinagat Islands		20,000,000	4,000,000		24,000,000
	Dinagat Super Health Center	10,000,000	2,000,000		12,000,000
	San Jose Super Health Center	10,000,000	2,000,000		12,000,000
Surigao del Norte		35,000,000	8,000,000		43,000,000
	Bacuag Super Health Center	10,000,000	2,000,000		12,000,000
	Burgos Super Health Center	10,000,000	2,000,000		12,000,000
	San Isidro Super Health Center	5,000,000	2,000,000		7,000,000
	Sta. Monica Super Health Center	10,000,000	2,000,000		12,000,000
Surigao del Sur		30,000,000	6,000,000		36,000,000
	Barobo Super Health Center	10,000,000	2,000,000		12,000,000
	San Agustin Super Health Center	10,000,000	2,000,000		12,000,000
	Tagbina Super Health Center	10,000,000	2,000,000		12,000,000
BARMM		180,000,000	36,000,000		216,000,000
Basilan		20,000,000	4,000,000		24,000,000
	Maluso Super Health Center	10,000,000	2,000,000		12,000,000
	Tipo Tipo Super Health Center	10,000,000	2,000,000		12,000,000

Facilities and Name of Projects		Infrastructure	Medical Equipment	Motor Vehicles	Total
	Cotabato City	40,000,000	8,000,000		48,000,000
	Barira Super Health Center	10,000,000	2,000,000		12,000,000
	Biniruan Super Health Center	10,000,000	2,000,000		12,000,000
	Datu Piang Super Health Center	10,000,000	2,000,000		12,000,000
	Pagalungan Super Health Center	10,000,000	2,000,000		12,000,000
	Lanao del Sur	60,000,000	12,000,000		72,000,000
	Balabagan Super Health Center	10,000,000	2,000,000		12,000,000
	Balindong Super Health Center	10,000,000	2,000,000		12,000,000
	Bayang Super Health Center	10,000,000	2,000,000		12,000,000
	Marantao Super Health Center	10,000,000	2,000,000		12,000,000
	Picong Super Health Center	10,000,000	2,000,000		12,000,000
	Poona Bayabao Super Health Center	10,000,000	2,000,000		12,000,000
	North Cotabato	10,000,000	2,000,000		12,000,000
	Midsayap Super Health Center	10,000,000	2,000,000		12,000,000
	Sulu	30,000,000	6,000,000		36,000,000
	Jolo Super Health Center	10,000,000	2,000,000		12,000,000
	Omar Super Health Center	20,000,000	4,000,000		24,000,000
	Tawi-Tawi	20,000,000	4,000,000		24,000,000
	Bongao Super Health Center	10,000,000	2,000,000		12,000,000
	Tandubas Super Health Center	10,000,000	2,000,000		12,000,000
	2.b. Completion/Upgrading/Repair and Equipping of RHUs	608,552,000	160,100,000	3,000,000	771,652,000
	NCR	125,500,000	24,338,000		149,838,000
	Metro Manila	125,500,000	24,338,000		149,838,000
	Baesa Health Center	10,000,000			10,000,000
	Balagtas Health Center	5,000,000			5,000,000
	Balong Bato Health Center		100,000		100,000
	Balubad Health Center	2,500,000			2,500,000
	Batis Health Center		100,000		100,000
	Brgy. 178 Super Health Center	10,000,000	2,000,000		12,000,000
	Calumpang Health Center		1,100,000		1,100,000
	Concepcion Uno Health Center	3,000,000	1,100,000		4,100,000
	Corazon De Jesus Health Center		100,000		100,000
	Cuygekeng Health Center		100,000		100,000
	Doña Marta Health Center		688,000		688,000
	Doña Nena Health Center		100,000		100,000
	Dr. Elvira Lagrosa Health Center		100,000		100,000
	Fortune Health Center	3,000,000			3,000,000
	Hulong Duhat Health Center	5,000,000	2,000,000		7,000,000
	IVC Health Center	3,000,000	1,100,000		4,100,000
	Jesus Dela Peña Health Center	3,000,000	1,100,000		4,100,000
	Jose Fabella Health Center	10,000,000			10,000,000
	Kabayanan Health Center		100,000		100,000
	Kalayaan Health Center	10,000,000	100,000		10,100,000
	Kalumpang Health Center	3,000,000	1,150,000		4,150,000
	Las Piñas City Health Office		2,000,000		2,000,000
	Leveriza Health Center		100,000		100,000
	M. Dela Cruz Health Center	5,000,000	100,000		5,100,000
	Malanday Health Center	3,000,000	1,100,000		4,100,000
	Malibay Health Center		100,000		100,000
	Marikina Heights Health Center	2,500,000			2,500,000
	Mayor Juan R. Sanchez Health Center	2,000,000	1,500,000		3,500,000
	MIA Health Center		100,000		100,000
	Nangka Health Center	3,000,000	1,100,000		4,100,000
	Niugan Health Center	5,000,000	2,000,000		7,000,000
	Onse Health Center		100,000		100,000
	Panghulo Health Center	5,000,000			5,000,000
	Parang Health Center	2,500,000			2,500,000
	Pedro Cruz Health Center		100,000		100,000
	Salapan Health Center		100,000		100,000
	San Isidro Health Center and Animal Bite Treatment Center	5,000,000	100,000		5,100,000
	San Juan City Health Office		100,000		100,000

Facilities and Name of Projects		Infrastructure	Medical Equipment	Motor Vehicles	Total
	San Nicolas Health Center	10,000,000			10,000,000
	San Pablo Health Center		100,000		100,000
	San Roque Health Center		100,000		100,000
	Southville Health Center Emergency Care Clinic	1,500,000			1,500,000
	Sta. Elena Health Center	3,000,000	1,100,000		4,100,000
	Sta. Lucia Health Center		100,000		100,000
	Talon 4 Health Center	5,000,000			5,000,000
	Tibagan Health Center		100,000		100,000
	Tumana Health Center	2,500,000			2,500,000
	Tunasan Health Center	3,000,000			3,000,000
	Valenzuela RHU		3,000,000		3,000,000
	Villamor Health Center		100,000		100,000
	West Crame Health Center		100,000		100,000
Region I		65,600,000	24,950,000		90,550,000
Ilocos Norte		8,500,000	13,000,000		21,500,000
	Adams Rural Health Unit	2,000,000	1,000,000		3,000,000
	Batac City-Rural Health Unit		1,000,000		1,000,000
	Burgos Rural Health Unit		2,000,000		2,000,000
	Pagudpud Rural Health Unit	1,500,000			1,500,000
	Pasquin Rural Health Unit		1,000,000		1,000,000
	Pinili-Rural Health Unit		1,000,000		1,000,000
	Poaay-Rural Health Unit		1,000,000		1,000,000
	Rural Health Unit PIDDIG		1,000,000		1,000,000
	Sarrat Rural Health Unit	5,000,000	5,000,000		10,000,000
Ilocos Sur		51,500,000	11,950,000		63,450,000
	Alilem Rural Health Unit	2,000,000			2,000,000
	Bantay Rural Health Unit	5,000,000	3,400,000		8,400,000
	Cabugao Rural Health Unit	2,500,000			2,500,000
	Caoayan Rural Health Unit		1,600,000		1,600,000
	Gregorio del Pilar Rural Health Unit	7,000,000			7,000,000
	Lidlidda Rural Health Unit	5,000,000			5,000,000
	Nagbukel Rural Health Unit	5,000,000			5,000,000
	Salcedo Rural Health Unit	3,000,000			3,000,000
	San Ildefonso Rural Health Unit	3,000,000			3,000,000
	Santa Rural Health Unit	2,000,000			2,000,000
	Santiago Rural Health Unit	1,000,000			1,000,000
	Sta. Cruz Rural Health Unit	3,000,000	350,000		3,350,000
	Sta. Catalina Rural Health Unit	3,500,000	2,600,000		6,100,000
	Suyo Rural Health Unit	1,500,000			1,500,000
	Tagudin Rural Health Unit	8,000,000	4,000,000		12,000,000
La Union		5,200,000			5,200,000
	Bacnotan MHO	200,000			200,000
	Bangar Rural Health Unit	300,000			300,000
	Bauang MHO	3,800,000			3,800,000
	Caba MHO	300,000			300,000
	San Fernando City MHO	300,000			300,000
	Santol Rural Health Unit	300,000			300,000
Pangasinan		400,000			400,000
	Mangaldan Rural Health Unit II	300,000			300,000
	Rosales Rural Health Unit	100,000			100,000
CAR		43,400,000	4,500,000		47,900,000
Abra		12,900,000	2,100,000		15,000,000
	Bangued Rural Health Unit	200,000			200,000
	Bucay Rural Health Unit	200,000			200,000
	Bucloc Rural Health Unit	200,000	300,000		500,000
	Danglas Rural Health Unit	200,000			200,000
	Dolores Rural Health Unit	100,000			100,000
	La Paz Rural Health Unit	3,200,000			3,200,000
	Lacub Rural Health Unit	100,000			100,000
	Lagangilang Rural Health Unit	100,000	300,000		400,000
	Lagayan Rural Health Unit	100,000			100,000
	Langiden Rural Health Unit	100,000	300,000		400,000
	Licuan-Baay Rural Health Unit	100,000			100,000

Facilities and Name of Projects		Infrastructure	Medical Equipment	Motor Vehicles	Total
	Malibcong Rural Health Unit	100,000			100,000
	Manabo Rural Health Unit	100,000	300,000		400,000
	Peñarrubia Rural Health Unit	100,000			100,000
	Pidigan Rural Health Unit	100,000	300,000		400,000
	Pilar Rural Health Unit	100,000			100,000
	Sallapadan Rural Health Unit	500,000			500,000
	San Isidro Rural Health Unit	3,100,000			3,100,000
	San Juan Rural Health Unit		300,000		300,000
	San Quintin Rural Health Unit	100,000			100,000
	Tayum Rural Health Unit	500,000			500,000
	Tineg Rural Health Unit	100,000			100,000
	Tubo Rural Health Unit	3,500,000	300,000		3,800,000
	Apayao	3,200,000			3,200,000
	Calanasan Rural Health Unit	3,000,000			3,000,000
	Conner Rural Health Unit	100,000			100,000
	Pudtol Rural Health Unit	100,000			100,000
	Baguio City	8,500,000	300,000		8,800,000
	Atab District Health Center	100,000			100,000
	Atok Trail District Health Center	100,000			100,000
	Aurora Hill District Health Center	100,000			100,000
	City Camp District Health Center	2,000,000	300,000		2,300,000
	Engineers Hill District Health Center	2,000,000			2,000,000
	Loakan District Health Center	2,000,000			2,000,000
	Pinsao District Health Center	100,000			100,000
	Quirino Hill District Health Center	100,000			100,000
	Scout Barrio District Health Center	2,000,000			2,000,000
	Benguet	5,500,000	600,000		6,100,000
	Bokod Rural Health Unit	100,000			100,000
	Buguias Rural Health Unit	100,000			100,000
	Kabayan Rural Health Unit	3,100,000			3,100,000
	Kibungan Rural Health Unit	100,000	300,000		400,000
	Sablan Rural Health Unit	2,100,000			2,100,000
	Tublay Rural Health Unit		300,000		300,000
	Ifugao	3,300,000			3,300,000
	Asipulo Rural Health Unit	3,100,000			3,100,000
	Lamut Rural Health Unit	100,000			100,000
	Mayoyao Rural Health Unit	100,000			100,000
	Kalinga	600,000	900,000		1,500,000
	Balbalan Rural Health Unit	100,000			100,000
	Lubuagan Rural Health Unit	100,000	300,000		400,000
	Pasil Rural Health Unit		300,000		300,000
	Pinukpuk Rural Health Unit		300,000		300,000
	Rizal Rural Health Unit	100,000			100,000
	Tabuk Rural Health Unit III	100,000			100,000
	Tabuk Rural Health Unit IV	100,000			100,000
	Tinglayan Rural Health Unit	100,000			100,000
	Mountain Province	9,400,000	600,000		10,000,000
	Barlig Rural Health Unit		300,000		300,000
	Bauko Rural Health Unit	100,000			100,000
	Besao Rural Health Unit	100,000	300,000		400,000
	Paracelis Rural Health Unit	3,000,000			3,000,000
	Sabangan Rural Health Unit	100,000			100,000
	Sadanga Rural Health Unit	3,000,000			3,000,000
	Sagada Rural Health Unit	100,000			100,000
	Tadian Rural Health Unit	3,000,000			3,000,000
	Region II	43,614,000	7,798,000		51,412,000
	Batanes	2,000,000	1,437,000		3,437,000
	Basco Rural Health Unit		359,000		359,000
	Ivana Rural Health Unit		577,000		577,000
	Mahatao Rural Health Unit	2,000,000	501,000		2,501,000

Facilities and Name of Projects		Infrastructure	Medical Equipment	Motor Vehicles	Total
	Isabela	5,000,000	5,000,000		10,000,000
	San Mateo RHU	5,000,000	5,000,000		10,000,000
	Nueva Vizcaya	14,614,000	1,361,000		15,975,000
	Ambaguio Rural Health Unit	5,000,000			5,000,000
	Bayombong Rural Health Unit		77,000		77,000
	Diadi Rural Health Unit	2,500,000			2,500,000
	Dupax Del Norte MHC	1,000,000			1,000,000
	Dupax Del Sur Rural Health Unit	2,500,000	335,000		2,835,000
	Kayapa Super Health Center	1,614,000			1,614,000
	Villaverde Super Rural Health Unit	2,000,000	949,000		2,949,000
	Quirino	22,000,000			22,000,000
	Aglipay Rural Health Unit	3,000,000			3,000,000
	Cabaroguis Rural Health Unit	3,000,000			3,000,000
	Diffun Rural Health Unit	3,000,000			3,000,000
	Maddela Rural Health Unit	3,000,000			3,000,000
	Nagtipunan Rural Health Unit	5,000,000			5,000,000
	Saguday Rural Health Unit	5,000,000			5,000,000
	Region III	15,000,000			15,000,000
	Aurora	3,000,000			3,000,000
	Dilasag Rural Health Unit	1,000,000			1,000,000
	Dipaculao Rural Health Unit	2,000,000			2,000,000
	Zambales	12,000,000			12,000,000
	Bangantalinga Rural Health Unit 2	1,500,000			1,500,000
	City of Olongapo, City Health Unit	2,000,000			2,000,000
	Palauig Rural Health Unit	1,500,000			1,500,000
	San Felipe Rural Health Unit	1,500,000			1,500,000
	San Marcelino Rural Health Unit 2	2,000,000			2,000,000
	Sta. Cruz Rural Health Unit 2	1,500,000			1,500,000
	West Bajan-Bajan Rural Health Unit 6	2,000,000			2,000,000
	Region IV-A	45,241,000	7,000,000	3,000,000	55,241,000
	Batangas	25,000,000	5,000,000	3,000,000	33,000,000
	Taal Rural Health Unit	10,000,000			10,000,000
	Municipal Health Center, Sta. Teresita	15,000,000	5,000,000	3,000,000	23,000,000
	Cavite	10,065,000	2,000,000		12,065,000
	Imus Rural Health Unit 3-in-1	1,500,000	2,000,000		3,500,000
	Kawit Rural Health Unit 3-in-1	8,565,000			8,565,000
	Laguna	10,176,000			10,176,000
	Cavinti Rural Health Unit 3-in-1	8,676,000			8,676,000
	Pakil Rural Health Unit 3-in-1	1,500,000			1,500,000
	Region IV-B	63,685,000	20,559,000		84,244,000
	Marinduque	12,000,000			12,000,000
	Boac Rural Health Unit	1,500,000			1,500,000
	Buenavista Rural Health Unit	500,000			500,000
	Mogpog Rural Health Unit	5,000,000			5,000,000
	Sta. Cruz Rural Health Unit I	5,000,000			5,000,000
	Occidental Mindoro	20,875,000	10,760,000		31,635,000
	Abra De Ilog Rural Health Unit	13,775,000			13,775,000
	Calintaan Rural Health Unit	400,000	2,000,000		2,400,000
	Looc Rural Health Unit	1,000,000	2,650,000		3,650,000
	Lubang Rural Health Unit	700,000	1,000,000		1,700,000
	Mamburao Rural Health Unit	5,000,000			5,000,000
	Paluan Rural Health Unit		4,910,000		4,910,000
	Sablayan Rural Health Unit		200,000		200,000

Facilities and Name of Projects		Infrastructure	Medical Equipment	Motor Vehicles	Total
Oriental Mindoro		21,000,000			21,000,000
	Pinamalayan Rural Health Unit	5,000,000			5,000,000
	Puerto Galera Rural Health Unit	8,000,000			8,000,000
	Roxas MHO	4,000,000			4,000,000
	Socorro Rural Health Unit	2,000,000			2,000,000
	Subaan Rural Health Unit	2,000,000			2,000,000
Romblon		9,810,000	9,799,000		19,609,000
	Alcantara Rural Health Unit	1,510,000	1,330,000		2,840,000
	Banton Rural Health Unit		1,639,000		1,639,000
	Calatrava Rural Health Unit		2,000,000		2,000,000
	Ferrol Rural Health Unit		2,500,000		2,500,000
	Looc Rural Health Unit	5,000,000	70,000		5,070,000
	Santa Fe Rural Health Unit	2,800,000	1,260,000		4,060,000
	Santa Maria Rural Health Unit	500,000	1,000,000		1,500,000
Region V		2,000,000	7,000,000		9,000,000
Catanduanes		2,000,000	7,000,000		9,000,000
	Panganiban Rural Health Unit	2,000,000	7,000,000		9,000,000
Region VI		25,977,000	4,000,000		29,977,000
Capiz		7,156,000			7,156,000
	Tapaz Rural Health Unit 3-in-1	7,156,000			7,156,000
Iloilo		18,821,000	4,000,000		22,821,000
	Oton Rural Health Unit 3-in-1	9,583,000			9,583,000
	San Joaquin Rural Health Unit 3-in-1	9,238,000			9,238,000
	San Dionisio RHU		4,000,000		4,000,000
Region VII		10,081,000	28,555,000		38,636,000
Bohol		10,081,000			10,081,000
	Carmen Rural Health Unit 3-in-1	10,081,000			10,081,000
Cebu			10,000,000		10,000,000
	Talisay City RHU 1, RHU 2, RHU 3		10,000,000		10,000,000
Siquijor			18,555,000		18,555,000
	Enrique Villanueva Rural Health Unit and Birthing Center		905,000		905,000
	Larena Rural Health Unit and Birthing Center		5,000,000		5,000,000
	Lazi Health Center and Lying-in Clinic		500,000		500,000
	Maria Rural Health Unit and Birthing Center		500,000		500,000
	San Juan MHO and Maternity Clinic		6,650,000		6,650,000
	Siquijor Rural Health Unit and Birthing Center		5,000,000		5,000,000
Region VIII		44,000,000	3,900,000		47,900,000
Biliran		15,000,000			15,000,000
	Caibiran Rural Health Unit	5,000,000			5,000,000
	Culaba Rural Health Unit	5,000,000			5,000,000
	Kawayan Rural Health Unit	5,000,000			5,000,000
Eastern Samar		21,000,000			21,000,000
	Llorente Rural Health Unit	5,000,000			5,000,000
	Maslog Rural Health Unit	5,000,000			5,000,000
	Mercedes Rural Health Unit	3,000,000			3,000,000
	Salcedo Rural Health Unit	5,000,000			5,000,000
	San Policarpo Rural Health Unit	3,000,000			3,000,000
Southern Leyte		8,000,000	3,900,000		11,900,000
	Libagon Rural Health Unit	3,000,000			3,000,000
	Malitbog Rural Health Unit		400,000		400,000
	San Francisco Rural Health Unit	5,000,000	500,000		5,500,000
	San Ricardo Rural Health Unit		1,000,000		1,000,000

Facilities and Name of Projects		Infrastructure	Medical Equipment	Motor Vehicles	Total
	St. Bernard Isolation Facility		1,500,000		1,500,000
	Tomas Oppus Rural Health Unit		500,000		500,000
Region IX		15,454,000	10,000,000		25,454,000
Zamboanga del Norte			10,000,000		10,000,000
	Sibuco Rural Health Unit		10,000,000		10,000,000
Zamboanga del Sur		15,454,000			15,454,000
	Aurora Rural Health Unit 3-in-1	9,514,000			9,514,000
	Molave Rural Health Unit 3-in-1	5,940,000			5,940,000
Region XI		1,500,000	5,000,000		6,500,000
Davao del Sur			500,000		500,000
	Magsaysay Rural Health Unit		500,000		500,000
Davao Occidental		1,500,000	4,500,000		6,000,000
	Jose Abad Santos Rural Health Unit		3,000,000		3,000,000
	Marcelino Rural Health Unit Don	1,500,000	1,500,000		3,000,000
Region XIII		87,500,000	4,500,000		92,000,000
Agusan del Norte		16,500,000	500,000		17,000,000
	Buenavista Rural Health Unit	4,000,000			4,000,000
	Butuan City Health Office	5,000,000			5,000,000
	Carmen Rural Health Unit	1,500,000			1,500,000
	Jabonga Rural Health Unit	1,000,000			1,000,000
	Kitcharao Rural Health Unit		500,000		500,000
	Santiago Rural Health Unit	5,000,000			5,000,000
Dinagat Island		9,000,000			9,000,000
	Albor Rural Health Unit	1,500,000			1,500,000
	Basilisa Rural Health Unit	1,500,000			1,500,000
	Libjo Rural Health Unit	1,500,000			1,500,000
	Loreto Rural Health Unit	1,500,000			1,500,000
	San Jose Rural Health Unit	1,500,000			1,500,000
	Tubajon Rural Health Unit	1,500,000			1,500,000
Surigao del Norte		22,000,000	1,000,000		23,000,000
	Luna District Center	1,500,000			1,500,000
	Mallimono Rural Health Unit	3,000,000			3,000,000
	San Francisco Rural Health Unit	2,000,000			2,000,000
	Santa Monica Rural Health Unit	1,000,000			1,000,000
	Sison Rural Health Unit	3,000,000			3,000,000
	Socorro Rural Health Unit	3,000,000			3,000,000
	Surigao City Health Office		1,000,000		1,000,000
	Taganaan Rural Health Unit	3,000,000			3,000,000
	Tubod Rural Health Unit	3,500,000			3,500,000
	Washington District Center	2,000,000			2,000,000
Surigao del Sur		40,000,000	3,000,000		43,000,000
	Bayabas Rural Health Unit	5,000,000	2,000,000		7,000,000
	Carmen Rural Health Unit	5,000,000	1,000,000		6,000,000
	Cortes Rural Health Unit	5,000,000			5,000,000
	Hinatuan Rural Health Unit	1,000,000			1,000,000
	Lanuza Rural Health Unit and Birthing Facility	2,000,000			2,000,000
	Lingig Rural Health Unit	5,000,000			5,000,000
	Madrid Rural Health Unit	2,000,000			2,000,000
	Mangagoy MHC	2,000,000			2,000,000
	Marihatag Rural Health Unit	1,000,000			1,000,000
	San Miguel Rural Health Unit	6,000,000			6,000,000
	Tabon MHC	1,000,000			1,000,000
	Tagbina Rural Health Unit	5,000,000			5,000,000

Facilities and Name of Projects		Infrastructure	Medical Equipment	Motor Vehicles	Total
BARMM		20,000,000	8,000,000		28,000,000
	Basilan		1,500,000		1,500,000
	Al-Barka Rural Health Unit		1,500,000		1,500,000
	Cotabato City	10,000,000	5,000,000		15,000,000
	Cotabato City Health Services	10,000,000	5,000,000		15,000,000
	Lanao del Sur	10,000,000			10,000,000
	Lumbayanage Rural Health Unit	5,000,000			5,000,000
	Marawi City Health Office	5,000,000			5,000,000
	Tawi-Tawi		1,500,000		1,500,000
	Languyan Rural Health Unit		1,500,000		1,500,000
2.c. Completion/Upgrading/Repair and Equipping of Super Health Centers		329,500,000	136,426,000		465,926,000
NCR		46,000,000	10,250,000		56,250,000
	Metro Manila	46,000,000	10,250,000		56,250,000
	Atang Dela Rama Health Center and LIC	10,000,000			10,000,000
	Baclaran Super Health Center (Equipping and MTV only)		2,000,000		2,000,000
	Calaanan Health Center	10,000,000			10,000,000
	Central Bicutan DPWH Super Health Center		2,000,000		2,000,000
	Hulong Duhat Super Health Center		2,000,000		2,000,000
	Maybunga Health Center	1,000,000			1,000,000
	Palomar Health Center	10,000,000			10,000,000
	Sta. Lucia Mega Health Center		250,000		250,000
	Sun Valley Mega Health Center	5,000,000	2,000,000		7,000,000
	West Rembo Health Center	10,000,000	2,000,000		12,000,000
Region I		20,000,000	176,000		20,176,000
	Ilocos Norte	10,000,000			10,000,000
	Dingras Super Health Center	5,000,000			5,000,000
	Vintar Super Health Center	5,000,000			5,000,000
	Ilocos Sur	10,000,000	176,000		10,176,000
	Candon City Super Health Center	5,000,000			5,000,000
	Magsingal Super Health Center	5,000,000	176,000		5,176,000
CAR			15,000,000		15,000,000
	Apayao		5,000,000		5,000,000
	Kabugao Super Health Center		5,000,000		5,000,000
	Ifugao		5,000,000		5,000,000
	Lagawe Super Health Center		5,000,000		5,000,000
	Kalinga		5,000,000		5,000,000
	Tabuk Super Health Center		5,000,000		5,000,000
Region II		12,000,000	25,000,000		37,000,000
	Batanes		2,000,000		2,000,000
	Basco Super Health Center		2,000,000		2,000,000
	Cagayan	7,000,000	2,000,000		9,000,000
	Buguey Super Health Center	5,000,000	2,000,000		7,000,000
	Peñablanca Super Health Center	2,000,000			2,000,000
	Isabela	5,000,000	15,000,000		20,000,000
	Cabatuan Super Health Center	5,000,000	7,000,000		12,000,000

Facilities and Name of Projects		Infrastructure	Medical Equipment	Motor Vehicles	Total
	Naguilian Super Health Center		2,000,000		2,000,000
	San Isidro Super Health Center		2,000,000		2,000,000
	San Mateo Super Health Center		2,000,000		2,000,000
	Sto. Tomas Super Health Center		2,000,000		2,000,000
	Nueva Vizcaya		4,000,000		4,000,000
	Kayapa Super Health Center		2,000,000		2,000,000
	Villaverde Super Health Center		2,000,000		2,000,000
	Quirino		2,000,000		2,000,000
	Saguday Super Health Center		2,000,000		2,000,000
	Region IV-A	36,500,000	31,000,000		67,500,000
	Antipolo City	5,000,000	2,000,000		7,000,000
	Antipolo City 2 Super Health Center	5,000,000	2,000,000		7,000,000
	Cavite	6,500,000	10,000,000		16,500,000
	Dasmarinas III Super Health Center		5,000,000		5,000,000
	Gen. Trias Super Health Center	6,500,000	5,000,000		11,500,000
	Laguna	5,000,000	2,000,000		7,000,000
	San Pedro Super Health Center	5,000,000	2,000,000		7,000,000
	Quezon	15,000,000	12,000,000		27,000,000
	Alabat Super Health Center	5,000,000	2,000,000		7,000,000
	Burdeos Super Health Center	5,000,000	2,000,000		7,000,000
	Catanauan Super Health Center		2,000,000		2,000,000
	Dolores Super Health Center	5,000,000	2,000,000		7,000,000
	Perez Super Health Center		2,000,000		2,000,000
	Sariaya Super Health Center		2,000,000		2,000,000
	Rizal	5,000,000	5,000,000		10,000,000
	One Cainta Super Health Center	5,000,000	2,000,000		7,000,000
	San Mateo Super Health Center		3,000,000		3,000,000
	Region V	10,000,000	14,000,000		24,000,000
	Camarines Sur		8,000,000		8,000,000
	Iriga City Super Health Center		2,000,000		2,000,000
	Ligao City Super Health Center		2,000,000		2,000,000
	Naga City Super Health Center		2,000,000		2,000,000
	Pasacao Super Health Center		2,000,000		2,000,000
	Catanduanes	10,000,000			10,000,000
	Pandan Rural Health Unit	5,000,000			5,000,000
	San Andres Rural Health Unit	2,000,000			2,000,000
	Viga Rural Health Unit	3,000,000			3,000,000
	Masbate		6,000,000		6,000,000
	Cataingan Super Health Center		2,000,000		2,000,000
	Cawayan Super Health Center		2,000,000		2,000,000
	San Pascual Super Health Center		2,000,000		2,000,000
	Region VI	10,000,000	3,000,000		13,000,000
	Iloilo	10,000,000	3,000,000		13,000,000
	Cabatuan Super Health Center		2,000,000		2,000,000
	Anilao Super Health Center	10,000,000	1,000,000		11,000,000
	Region VII	70,000,000	5,000,000		75,000,000
	Bohol	25,000,000			25,000,000
	Buenavista Super Health Center	5,000,000			5,000,000

Facilities and Name of Projects		Infrastructure	Medical Equipment	Motor Vehicles	Total
	Candijay Super Health Center	5,000,000			5,000,000
	Dauis Super Health Center	5,000,000			5,000,000
	Sagbayan Super Health Center	5,000,000			5,000,000
	Talibon Super Health Center	5,000,000			5,000,000
	Cebu	35,000,000			35,000,000
	Bogo City Super Health Center	5,000,000			5,000,000
	Borbon Super Health Center	5,000,000			5,000,000
	Carmen Super Health Center	5,000,000			5,000,000
	Cordova Super Health Center	5,000,000			5,000,000
	Liloan Super Health Center	5,000,000			5,000,000
	Moalboal Super Health Center	5,000,000			5,000,000
	Samboan Super Health Center	5,000,000			5,000,000
	Lapu-Lapu City	5,000,000			5,000,000
	Lapu-lapu Super Health Center	5,000,000			5,000,000
	Mandaue City	5,000,000	5,000,000		10,000,000
	Mandaue City Super Health Center	5,000,000	5,000,000		10,000,000
	Region VIII	5,000,000			5,000,000
	Northern Samar	5,000,000			5,000,000
	San Roque Super Health Center	5,000,000			5,000,000
	Region X	15,000,000			15,000,000
	Misamis Occidental	15,000,000			15,000,000
	Aloran Super Health Center	5,000,000			5,000,000
	Bonifacio Super Health Center	5,000,000			5,000,000
	Clarin Super Health Center	5,000,000			5,000,000
	Region XI	90,000,000	10,000,000		100,000,000
	Davao City	20,000,000			20,000,000
	Davao City Super Health Center 1	5,000,000			5,000,000
	Davao City Super Health Center 2	5,000,000			5,000,000
	Davao City Super Health Center 3	5,000,000			5,000,000
	District 3 Super Health Center	5,000,000			5,000,000
	Davao De Oro	20,000,000			20,000,000
	Davao de Oro Super Health Center 1	5,000,000			5,000,000
	Davao de Oro Super Health Center 2	5,000,000			5,000,000
	Montevista Super Health Center	5,000,000			5,000,000
	Nabunturan Super Health Center	5,000,000			5,000,000
	Davao del Norte	10,000,000			10,000,000
	Igacos Super Health Center	5,000,000			5,000,000
	Panabo Super Health Center	5,000,000			5,000,000
	Davao del Sur	10,000,000			10,000,000
	Davao del Sur Super Health Center	5,000,000			5,000,000
	Digos City Super Health Center	5,000,000			5,000,000
	Davao Occidental	10,000,000			10,000,000
	Davao Occidental Super Health Center 1	5,000,000			5,000,000
	Davao Occidental Super Health Center 2	5,000,000			5,000,000
	Davao Oriental	20,000,000	10,000,000		30,000,000
	Davao Oriental Super Health Center 1	5,000,000			5,000,000
	Davao Oriental Super Health Center 2	5,000,000			5,000,000
	Manay Super Health Center	5,000,000	10,000,000		15,000,000
	Mati City Super Health Center	5,000,000			5,000,000

Facilities and Name of Projects		Infrastructure	Medical Equipment	Motor Vehicles	Total
Region XII		10,000,000	21,000,000		31,000,000
North Cotabato		10,000,000	9,000,000		19,000,000
	Arakan Super Health Center	10,000,000	3,000,000		13,000,000
	Banisan Super Health Center		2,000,000		2,000,000
	Kalaisan Super Health Center		2,000,000		2,000,000
	Libungan Super Health Center		2,000,000		2,000,000
Sarangani			2,000,000		2,000,000
	Lagundi Super Health Center		2,000,000		2,000,000
South Cotabato			2,000,000		2,000,000
	Tampakan Super Health Center		2,000,000		2,000,000
Sultan Kudarat			8,000,000		8,000,000
	Bagumbayan Super Health Center		2,000,000		2,000,000
	Columbio Super Health Center		2,000,000		2,000,000
	Grino Super Health Center		2,000,000		2,000,000
	Isulan Super Health Center		2,000,000		2,000,000
Region XIII		5,000,000	2,000,000		7,000,000
Agusan Del Sur		5,000,000	2,000,000		7,000,000
	Trento Super Health Center	5,000,000	2,000,000		7,000,000
2.d. Construction of Mega Health Center		30,000,000	20,000,000		50,000,000
Region IV-A		30,000,000	20,000,000		50,000,000
Laguna		30,000,000	20,000,000		50,000,000
	Bay Super Health Center with Birthing Facility	30,000,000	20,000,000		50,000,000
3. Polyclinics		80,000,000	10,000,000		90,000,000
3.a. Completion/Upgrading/Repair and Equipping of Polyclinic		80,000,000	10,000,000		90,000,000
Region I		35,000,000			35,000,000
Ilocos Sur		35,000,000			35,000,000
	Vigan City Polyclinic	35,000,000			35,000,000
Region III		15,000,000			15,000,000
Zambales		15,000,000			15,000,000
	Olongapo City Health Polyclinic	15,000,000			15,000,000
Region VIII			10,000,000		10,000,000
Leyte			10,000,000		10,000,000
	Villaba Polyclinic		10,000,000		10,000,000
Region XIII		30,000,000			30,000,000
Surigao del Norte		30,000,000			30,000,000
	Del Carmen Polyclinic	15,000,000			15,000,000
	Pilar Polyclinic	15,000,000			15,000,000
4. LGU Hospitals		4,100,834,000	1,465,695,000		5,566,529,000
4.a. LGU Hospitals		4,100,834,000	1,465,695,000		5,566,529,000
NCR		175,000,000	158,730,000		333,730,000

Facilities and Name of Projects		Infrastructure	Medical Equipment	Motor Vehicles	Total
	Metro Manila	175,000,000	158,730,000		333,730,000
	Justice Jose Abad Santos General Hospital	50,000,000			50,000,000
	Navotas City Hospital	20,000,000	15,900,000		35,900,000
	Ospital ng Malabon		5,000,000		5,000,000
	Ospital ng Maynila	20,000,000			20,000,000
	Ospital ng Muntinlupa City		25,000,000		25,000,000
	Pasay City General Hospital		2,700,000		2,700,000
	Quezon City General Hospital		10,000,000		10,000,000
	Rosario Maclang Bautista General Hospital		10,000,000		10,000,000
	San Juan Medical Center	20,000,000	15,130,000		35,130,000
	Veterans Memorial Medical Center	65,000,000			65,000,000
	Caloocan City Medical Center		25,000,000		25,000,000
	Mandaluyong City Medical Center		50,000,000		50,000,000
	Region I	446,235,000	367,687,000		813,922,000
	Ilocos Norte	276,885,000	207,080,000		483,965,000
	Bangui District Hospital	74,000,000	54,000,000		128,000,000
	Dingras District Hospital	37,000,000	4,000,000		41,000,000
	Dña Josefa Edralin Marcos Memorial Hospital	34,520,000	24,055,000		58,575,000
	Gov. Roque B. Ablan Sr. Memorial Hospital	110,365,000	58,000,000		168,365,000
	Laoag City General Hospital		50,000,000		50,000,000
	Piddig District Hospital	15,000,000	14,025,000		29,025,000
	Vintar District Hospital	6,000,000	3,000,000		9,000,000
	Ilocos Sur	168,730,000	160,507,000		329,237,000
	Ilocos Sur District Hospital - Cervantes	14,800,000	500,000		15,300,000
	Ilocos Sur District Hospital - Magsingal	10,000,000	24,787,000		34,787,000
	Ilocos Sur District Hospital - Narvacan	30,100,000	12,000,000		42,100,000
	Ilocos Sur District Hospital - Salcedo	21,830,000	33,700,000		55,530,000
	Ilocos Sur District Hospital - Sinait	20,000,000	5,570,000		25,570,000
	Ilocos Sur District Hospital - Sta Lucia	20,000,000	40,000,000		60,000,000
	Ilocos Sur District Hospital - Tagudin	25,000,000	1,500,000		26,500,000
	Ilocos Sur Provincial Hospital - Gabriela Silang	20,000,000	37,450,000		57,450,000
	Lidlidda Infirmary Hospital	7,000,000	5,000,000		12,000,000
	La Union	420,000	100,000		520,000
	Balaoan District Hospital		100,000		100,000
	Caba District Hospital	100,000			100,000
	Naguilian District Hospital	120,000			120,000
	Rosario District Hospital	200,000			200,000
	Pangasinan	200,000			200,000
	Lingayen District Hospital	200,000			200,000
	CAR	58,100,000	26,500,000		84,600,000
	Abra	11,000,000	6,000,000		17,000,000
	Abra Provincial Hospital	3,000,000			3,000,000
	Bucay Municipal Hospital	1,000,000	1,500,000		2,500,000
	Dolores Medicare Community Hospital	3,000,000	1,500,000		4,500,000
	La Paz District Hospital	1,000,000	1,500,000		2,500,000
	Villaviciosa Medicare and Community Hospital	3,000,000	1,500,000		4,500,000
	Apayao	10,100,000	3,000,000		13,100,000
	Amma Jadsac District Hospital	5,100,000			5,100,000
	Apayao District Hospital		1,500,000		1,500,000
	Apayao Provincial Hospital		1,500,000		1,500,000
	Sta. Marcela District Hospital	5,000,000			5,000,000
	Benguet	3,300,000	5,000,000		8,300,000
	Dennis Molintas District Hospital	100,000	2,000,000		2,100,000
	Itogon District Hospital	3,000,000	1,000,000		4,000,000
	Kapangan District Hospital	100,000	1,000,000		1,100,000
	Northern Benguet District Hospital	100,000	1,000,000		1,100,000

Facilities and Name of Projects		Infrastructure	Medical Equipment	Motor Vehicles	Total
	Ifugao	17,800,000	3,500,000		21,300,000
	Aguinaldo People's Hospital	100,000	1,500,000		1,600,000
	Hungduan Municipal Hospital		1,000,000		1,000,000
	Mayoyao District Hospital	500,000	1,000,000		1,500,000
	New Ifugao General Hospital	10,000,000			10,000,000
	Panopdopan District Hospital	7,000,000			7,000,000
	Potia District Hospital	200,000			200,000
	Kalinga	5,700,000	9,000,000		14,700,000
	Gabriela Mija Kim Medical Center		2,000,000		2,000,000
	Juan M. Duyan Memorial District Hospital	3,500,000	2,000,000		5,500,000
	Kalinga District Hospital	1,100,000			1,100,000
	Pinukpuk District Hospital	1,000,000	1,500,000		2,500,000
	Tanudan District Hospital		1,500,000		1,500,000
	Western Kalinga District Hospital	100,000	2,000,000		2,100,000
	Mountain Province	10,200,000			10,200,000
	Barlig District Hospital	5,000,000			5,000,000
	Besao District Hospital	5,100,000			5,100,000
	Bontoc General Hospital	100,000			100,000
	Region II	297,000,000	1,263,000		298,263,000
	Batanes	7,000,000			7,000,000
	Itbayat District Hospital	7,000,000			7,000,000
	Cagayan Valley	180,000,000			180,000,000
	Northwestern Cagayan General Hospital	130,000,000			130,000,000
	Aparri Provincial Hospital	50,000,000			50,000,000
	Isabela	30,000,000			30,000,000
	Gov. Faustino N. Dy Sr. Memorial Hospital	15,000,000			15,000,000
	North Western Cagayan General Hospital	15,000,000			15,000,000
	Nueva Vizcaya	30,000,000	1,263,000		31,263,000
	Kasibu Municipal Hospital		529,000		529,000
	Lt. Tidang Memorial Hospital		734,000		734,000
	Nueva Vizcaya Provincial Hospital-Bambang	30,000,000			30,000,000
	Quirino	50,000,000			50,000,000
	Quirino Provincial Medical Center	50,000,000			50,000,000
	Region III	430,000,000	123,500,000		553,500,000
	Aurora	30,000,000			30,000,000
	Aurora Memorial Hospital	30,000,000			30,000,000
	Bataan		33,000,000		33,000,000
	Bagac Community and Medicare Hospital		5,000,000		5,000,000
	Orani District Hospital		5,000,000		5,000,000
	Jose C. Payumo Jr. Memorial Hospital		8,000,000		8,000,000
	Mariveles District Hospital		15,000,000		15,000,000
	Bulacan	50,000,000			50,000,000
	Saint Bernadette Mother and Child Hospital	50,000,000			50,000,000
	Nueva Ecija	15,000,000	20,000,000		35,000,000
	San Jose Hospital	15,000,000			15,000,000
	San Leonardo Infirmary Hospital		5,000,000		5,000,000
	Palayan City Hospital		15,000,000		15,000,000
	Pampanga	140,000,000			140,000,000
	Candaba Hospital	30,000,000			30,000,000
	Escolastica Romero District Hospital	20,000,000			20,000,000
	Overseas Filipino Workers (OFW) Hospital	80,000,000			80,000,000
	Ricardo P. Rodriguez Memorial Hospital (Bulaon)	10,000,000			10,000,000

Facilities and Name of Projects		Infrastructure	Medical Equipment	Motor Vehicles	Total
	Tarlac	125,000,000			125,000,000
	Tarlac City General Hospital	125,000,000			125,000,000
	Zambales	70,000,000	70,500,000		140,500,000
	Candelaria District Hospital	10,000,000	5,500,000		15,500,000
	Dr. Florentino C. Doble Memorial Hospital		10,000,000		10,000,000
	James L. Gordon Memorial Hospital	10,000,000	15,000,000		25,000,000
	President Ramon Magsaysay Memorial Hospital	30,000,000	30,000,000		60,000,000
	San Marcelino District Hospital	20,000,000	10,000,000		30,000,000
	Region IV-A	260,000,000	169,000,000		429,000,000
	Batangas	20,000,000	20,000,000		40,000,000
	Calatagan Medicare Hospital		5,000,000		5,000,000
	Laurel Memorial District Hospital	20,000,000	5,000,000		25,000,000
	Lipa City District Hospital		5,000,000		5,000,000
	Ospital ng Lipa		5,000,000		5,000,000
	Biñan City	10,000,000			10,000,000
	Ospital Ng Biñan	10,000,000			10,000,000
	Calamba City	20,000,000	5,000,000		25,000,000
	Laguna Provincial Hospital - Dr. Jose P. Rizal Memorial District Hospital	20,000,000	5,000,000		25,000,000
	Cavite	10,000,000	87,000,000		97,000,000
	Bacoor District Hospital		15,000,000		15,000,000
	Kawit Kalayaan Hospital	10,000,000	5,000,000		15,000,000
	Ospital ng Imus		2,000,000		2,000,000
	Ospital ng Tagaytay		5,000,000		5,000,000
	Pagamuntang Bayan ng Noveleta		10,000,000		10,000,000
	Ospital ng Dasmariñas		50,000,000		50,000,000
	Laguna	65,000,000	10,000,000		75,000,000
	Gen. Cailles Memorial District Hospital	25,000,000			25,000,000
	Laguna Medical Center	20,000,000	5,000,000		25,000,000
	Laguna Provincial Hospital - San Pablo City District Hospital	20,000,000	5,000,000		25,000,000
	Quezon	85,000,000	17,000,000		102,000,000
	Alabat Island District Hospital	20,000,000			20,000,000
	Bondoc Peninsula District Hospital	30,000,000			30,000,000
	Candelaria District Hospital		5,000,000		5,000,000
	Gumaca District Hospital		5,000,000		5,000,000
	Lucban Infirmary Hospital		2,000,000		2,000,000
	Lucena City General Hospital	15,000,000			15,000,000
	Quezon Medical Center	20,000,000	5,000,000		25,000,000
	Rizal	50,000,000	25,000,000		75,000,000
	Antipolo Hospital System IV (Mambugan)		5,000,000		5,000,000
	Rizal Provincial Hospital System - Angono Annex		5,000,000		5,000,000
	Rizal Provincial Hospital System - Antipolo Annex II (Dalig/Regalado)		5,000,000		5,000,000
	Rizal Provincial Hospital System - Binangonan Annex (Margarito A. Duavit)	20,000,000	5,000,000		25,000,000
	Taytay General Hospital	20,000,000	5,000,000		25,000,000
	Casimiro A. Ynares, Sr. Memorial Hospital	10,000,000			10,000,000
	Santa Rosa City		5,000,000		5,000,000
	Santa Rosa Community Hospital		5,000,000		5,000,000
	Region IV-B	282,864,000	79,567,000		362,431,000
	Marinduque	70,004,000	14,289,000		84,293,000
	Marinduque Provincial Hospital		2,156,000		2,156,000
	Pablo N. Marquez Memorial Health and Diagnostic Center		800,000		800,000

Facilities and Name of Projects		Infrastructure	Medical Equipment	Motor Vehicles	Total
	Sta. Cruz District Hospital	34,004,000			34,004,000
	Torrijos Municipal Hospital	36,000,000	11,333,000		47,333,000
	Occidental Mindoro	127,860,000	32,278,000		160,138,000
	Lubang District Hospital	24,860,000	22,773,000		47,633,000
	Occidental Mindoro Provincial Hospital	45,000,000			45,000,000
	Paluan Community Hospital	30,000,000			30,000,000
	San Jose District Hospital	8,000,000	9,505,000		17,505,000
	San Sebastian District Hospital	20,000,000			20,000,000
	Oriental Mindoro	50,000,000			50,000,000
	Oriental Mindoro Central District Hospital	50,000,000			50,000,000
	Romblon	35,000,000	33,000,000		68,000,000
	Don Modesto Formilleza Sr. Memorial Hospital	10,000,000	2,300,000		12,300,000
	Malipayon District Hospital		1,500,000		1,500,000
	Romblon Provincial Hospital	5,000,000	10,000,000		15,000,000
	San Andres Municipal Hospital		1,000,000		1,000,000
	San Jose District Hospital	20,000,000	2,000,000		22,000,000
	Tablas Island District Hospital		16,200,000		16,200,000
	Region V	58,000,000	65,000,000		123,000,000
	Albay		45,000,000		45,000,000
	Albay Provincial Hospital		25,000,000		25,000,000
	Ziga Memorial District Hospital		20,000,000		20,000,000
	Camarines Sur	25,000,000	20,000,000		45,000,000
	Bicol Women's & Children's Hospital	20,000,000			20,000,000
	Naga City Hospital	5,000,000	20,000,000		25,000,000
	Catanduanes	8,000,000			8,000,000
	Eastern Bicol Medical Center	8,000,000			8,000,000
	Sorsogon	25,000,000			25,000,000
	Sorsogon Provincial 2nd District Hospital	25,000,000			25,000,000
	Region VI	752,500,000	118,615,000		871,115,000
	Aklan	85,000,000	10,500,000		95,500,000
	Altavas District Hospital	10,000,000	2,000,000		12,000,000
	Buruanga Medicare Community Hospital		3,500,000		3,500,000
	Ciriaco S. Tirol Hospital	15,000,000	5,000,000		20,000,000
	Dr. Rafael S. Tumbokon Memorial Hospital	25,000,000			25,000,000
	Ibajay District Hospital	15,000,000			15,000,000
	Malay Municipal Hospital	20,000,000			20,000,000
	Capiz	60,000,000			60,000,000
	Bailan District Hospital	20,000,000			20,000,000
	Mambusao District Hospital	10,000,000			10,000,000
	Sen. Gerardo M. Roxas Memorial District Hospital	15,000,000			15,000,000
	Tapaz District Hospital	15,000,000			15,000,000
	Guimaras	70,000,000			70,000,000
	Dr. Catalino Gallego Nava Provincial Hospital	70,000,000			70,000,000
	Iloilo	487,500,000	108,115,000		595,615,000
	ALEOSAN District Hospital	20,000,000	2,000,000		22,000,000
	Don Valerio Palmares Sr. District Hospital	10,000,000	3,740,000		13,740,000
	Dr. Ricardo Ladrado Memorial Hospital	5,000,000	6,000,000		11,000,000
	Dr. Ricardo Provido, Sr. Memorial District Hospital	15,000,000	13,350,000		28,350,000
	Federico Roman Tirador, Sr. District Hospital	30,000,000	5,600,000		35,600,000
	Gov. Niel Tupas, Sr. District Hospital	16,000,000	2,000,000		18,000,000
	Iloilo Provincial Hospital	21,500,000	8,000,000		29,500,000
	Jesus Colmenares District Hospital	11,000,000	3,620,000		14,620,000
	Pedro G. Trono Memorial District Hospital	155,000,000	10,400,000		165,400,000

Facilities and Name of Projects			Infrastructure	Medical Equipment	Motor Vehicles	Total
		Ramon Duremdes District Hospital	6,000,000	3,000,000		9,000,000
		Ramon Tabiana Memorial District Hospital	13,000,000	1,000,000		14,000,000
		San Joaquin Mother and Child General Hospital	105,000,000	9,405,000		114,405,000
		Sara District Hospital	80,000,000	40,000,000		120,000,000
		Negros Occidental	50,000,000			50,000,000
		Bacolod City General Hospital	50,000,000			50,000,000
		Region VII	50,000,000	15,000,000		65,000,000
		Bohol	20,000,000			20,000,000
		Pres. Carlos P. Garcia Memorial Hospital	10,000,000			10,000,000
		San Miguel Hospital and Maternity Ward	10,000,000			10,000,000
		Cebu	20,000,000			20,000,000
		Guba Community Hospital	20,000,000			20,000,000
		Mandaue City		10,000,000		10,000,000
		Mandaue City Hospital		10,000,000		10,000,000
		Siquijor	10,000,000	5,000,000		15,000,000
		Siquijor Provincial Hospital	10,000,000	5,000,000		15,000,000
		Region VIII	215,000,000	88,833,000		303,833,000
		Biliran		2,700,000		2,700,000
		Biliran Provincial Hospital		2,700,000		2,700,000
		Eastern Samar	160,000,000	33,000,000		193,000,000
		Catbalogan City Maternity Lying-in Clinic with Half-way home	20,000,000	5,000,000		25,000,000
		Eastern Samar Provincial Hospital	20,000,000	25,000,000		45,000,000
		Felipe Abrigo Memorial Hospital	100,000,000	3,000,000		103,000,000
		Oras District Hospital	10,000,000			10,000,000
		Quinapondan Community Hospital	10,000,000			10,000,000
		Leyte	15,000,000			15,000,000
		Tacloban City Hospital	15,000,000			15,000,000
		Northern Samar		10,000,000		10,000,000
		Northern Samar Provincial Hospital		10,000,000		10,000,000
		Southern Leyte	40,000,000	43,133,000		83,133,000
		Anahawan District Hospital	10,000,000			10,000,000
		Hinunangan Community Hospital	10,000,000	4,483,000		14,483,000
		Liloan Community Hospital	10,000,000	5,000,000		15,000,000
		Padre Burgos Community Hospital	10,000,000	4,850,000		14,850,000
		Pintuyan District Hospital		13,000,000		13,000,000
		Salvacion Oppus Yniguez Memorial Hospital		15,800,000		15,800,000
		Region IX	40,000,000	20,000,000		60,000,000
		Zamboanga del Sur	40,000,000	20,000,000		60,000,000
		San Miguel District Hospital	20,000,000			20,000,000
		Ramon Magsaysay District Hospital	20,000,000			20,000,000
		Zamboanga del Sur Medical Center		20,000,000		20,000,000
		Region X	75,000,000			75,000,000
		Camiguin	10,000,000			10,000,000
		Camiguin District Hospital	10,000,000			10,000,000
		Misamis Occidental	65,000,000			65,000,000
		Calamba District Hospital	10,000,000			10,000,000
		Misamis Occidental Provincial Hospital	55,000,000			55,000,000

Facilities and Name of Projects		Infrastructure	Medical Equipment	Motor Vehicles	Total
Region XI		38,000,000	50,000,000		88,000,000
Davao del Sur		18,000,000			18,000,000
	Davao del Sur Provincial Hospital	8,000,000			8,000,000
	Gregorio Matas District Hospital	10,000,000			10,000,000
Davao Occidental		13,000,000	50,000,000		63,000,000
	Malita District Hospital		15,000,000		15,000,000
	Sarangani District Hospital	10,000,000			10,000,000
	Tomas Lachica District Hospital	3,000,000	15,000,000		18,000,000
	Sarangani Provincial Hospital		20,000,000		20,000,000
Davao Oriental		7,000,000			7,000,000
	Carmen Alvar Teshiba Provincial Hospital - Manay	7,000,000			7,000,000
Region XII		520,000,000			520,000,000
North Cotabato		500,000,000			500,000,000
	Cotabato Provincial Hospital	500,000,000			500,000,000
South Cotabato		20,000,000			20,000,000
	Dr. George Royeca Hospital	20,000,000			20,000,000
Region XIII		190,500,000	135,000,000		325,500,000
Agusan del Norte		34,000,000	60,000,000		94,000,000
	Agusan del Norte Provincial Hospital	10,000,000	15,000,000		25,000,000
	Butuan Medical Center	10,000,000	20,000,000		30,000,000
	Cabadbaran District Hospital		5,000,000		5,000,000
	Jabonga Municipal Hospital	1,000,000	5,000,000		6,000,000
	Kitcharao District Hospital		5,000,000		5,000,000
	Las Nieves Municipal Hospital	8,000,000	5,000,000		13,000,000
	Nasipit District Hospital	5,000,000	5,000,000		10,000,000
Agusan del Sur		30,000,000	5,000,000		35,000,000
	Bayugan City Hospital	30,000,000	5,000,000		35,000,000
Dinagat Island			22,000,000		22,000,000
	Basilisa Specialty Hospital		10,000,000		10,000,000
	Dinagat District Hospital		12,000,000		12,000,000
Surigao del Norte		26,500,000	20,000,000		46,500,000
	Gigaquit District Hospital	2,000,000	1,500,000		3,500,000
	Mainit Medicare Community Hospital	2,000,000	1,500,000		3,500,000
	Malimono District Hospital	2,500,000	4,000,000		6,500,000
	Santa Monica Municipal Hospital	5,000,000	1,000,000		6,000,000
	Socorro District Hospital	5,000,000	2,000,000		7,000,000
	Surigao del Norte Provincial Hospital	10,000,000	10,000,000		20,000,000
Surigao del Sur		100,000,000	28,000,000		128,000,000
	Bislig District Hospital	60,000,000	3,000,000		63,000,000
	Cortes Municipal Hospital	3,000,000	3,000,000		6,000,000
	Hinatuan District Hospital	10,000,000	3,000,000		13,000,000
	Liang District Hospital	7,000,000	3,000,000		10,000,000
	Lingig Community Hospital	7,000,000	3,000,000		10,000,000
	Madrid District Hospital	5,000,000	5,000,000		10,000,000
	Marihatag District Hospital	5,000,000	5,000,000		10,000,000
	San Miguel Community Hospital	3,000,000	3,000,000		6,000,000
BARMM		212,635,000	47,000,000		259,635,000
Basilan			10,000,000		10,000,000
	Ediborah Yap Memorial Hospital		10,000,000		10,000,000

Facilities and Name of Projects		Infrastructure	Medical Equipment	Motor Vehicles	Total
	Lanao del Sur	137,635,000	20,000,000		157,635,000
	Balindong District Hospital	20,000,000			20,000,000
	Kapatagan Community Hospital	30,000,000	10,000,000		40,000,000
	Malabang District Hospital	20,000,000			20,000,000
	Tamparan Provincial Hospital	52,635,000	10,000,000		62,635,000
	Unayan District Hospital	15,000,000			15,000,000
	Maguindanao	60,000,000	7,000,000		67,000,000
	Maguindanao Provincial Hospital	20,000,000	7,000,000		27,000,000
	Parang District Hospital	40,000,000			40,000,000
	Sulu	15,000,000			15,000,000
	Maimbung District Hospital	15,000,000			15,000,000
	Tawi-Tawi		10,000,000		10,000,000
	Datu Halun Sakilan Memorial Hospital		10,000,000		10,000,000
	5. DOH Hospitals	8,035,178,000	4,853,026,000		12,888,204,000
	5.a. DOH Hospitals	5,481,800,000	4,853,026,000		10,334,826,000
	NCR	1,329,000,000	1,552,000,000		2,881,000,000
	Amang Rodriguez Memorial Medical Center	22,000,000	81,000,000		103,000,000
	Dr. Jose Fabella Memorial Hospital		76,000,000		76,000,000
	Dr. Jose N. Rodriguez Memorial Hospital and Sanitarium	325,000,000			325,000,000
	East Avenue Medical Center	30,000,000	150,000,000		180,000,000
	Jose R. Reyes Memorial Medical Center	150,000,000	140,000,000		290,000,000
	Las Piñas General Hospital and Satellite Trauma Center	76,000,000			76,000,000
	Lung Center of the Philippines		94,000,000		94,000,000
	National Center for Mental Health	90,000,000	20,000,000		110,000,000
	National Children's Hospital	22,000,000	60,000,000		82,000,000
	National Kidney and Transplant Institute	100,000,000	25,000,000		125,000,000
	Philippine Cancer Center	50,000,000			50,000,000
	Philippine Children's Medical Center		120,000,000		120,000,000
	Philippine Heart Center		125,000,000		125,000,000
	Philippine Orthopedic Center		170,000,000		170,000,000
	Quirino Memorial Medical Center	105,000,000	120,000,000		225,000,000
	Rizal Medical Center		71,000,000		71,000,000
	San Lazaro Hospital	50,000,000	100,000,000		150,000,000
	San Lorenzo Ruiz General Hospital	47,000,000			47,000,000
	Senate President Neptali A. Gonzales General Hospital	200,000,000			200,000,000
	Tondo Medical Center	62,000,000	100,000,000		162,000,000
	Valenzuela Medical Center		100,000,000		100,000,000
	Region I	260,800,000	351,906,000		612,706,000
	Conrado F. Estrella Regional Medical and Trauma Center		250,000,000		250,000,000
	Ilocos Sur Medical Center	10,000,000	40,000,000		50,000,000
	Mariano Marcos Memorial Hospital and Medical Center	111,800,000	1,906,000		113,706,000
	Region 1 Medical Center	139,000,000	60,000,000		199,000,000
	CAR	222,000,000	175,620,000		397,620,000
	Baguio General Hospital and Medical Center	158,300,000	75,000,000		233,300,000
	Conner District Hospital	10,000,000	47,500,000		57,500,000
	Far North Luzon General Hospital and Training Center	30,700,000	30,700,000		61,400,000
	Luis Hora Memorial Regional Hospital	23,000,000	22,420,000		45,420,000
	Region II	130,000,000	183,000,000		313,000,000
	Batanes General Hospital		35,000,000		35,000,000
	Cagayan Valley Medical Center	130,000,000			130,000,000
	Region II Trauma and Medical Center		72,000,000		72,000,000
	Southern Isabela Medical Center		76,000,000		76,000,000

Facilities and Name of Projects		Infrastructure	Medical Equipment	Motor Vehicles	Total
Region III		124,000,000	481,000,000		605,000,000
	Bataan General Hospital and Medical Center		101,000,000		101,000,000
	Dr. Paulino J. Garcia Memorial Research and Medical Center		100,000,000		100,000,000
	Joni Villanueva General Hospital		50,000,000		50,000,000
	Jose B. Lingad Memorial General Hospital		200,000,000		200,000,000
	Mariveles Mental Wellness and General Hospital	100,000,000	30,000,000		130,000,000
	Talavera General Hospital	24,000,000			24,000,000
Region IV-A		242,000,000	232,000,000		474,000,000
	Batangas Medical Center		75,000,000		75,000,000
	Maria L. Eleazar General Hospital	75,000,000	12,000,000		87,000,000
	Northern Tagalog Regional Hospital	50,000,000	30,000,000		80,000,000
	Southern Luzon Multi-Specialty Center	57,000,000	5,000,000		62,000,000
	Southern Tagalog Regional Hospital	60,000,000	110,000,000		170,000,000
Region IV-B		153,000,000	29,000,000		182,000,000
	Culion Sanitarium and General Hospital	28,000,000	23,000,000		51,000,000
	Ospital ng Palawan	125,000,000	6,000,000		131,000,000
Region V		518,000,000	20,000,000		538,000,000
	Bicol Medical Center	98,000,000			98,000,000
	Bicol Region General Hospital and Geriatric Medical Center	20,000,000	20,000,000		40,000,000
	Bicol Regional Training and Teaching Hospital	400,000,000			400,000,000
Region VI		235,000,000	200,000,000		435,000,000
	Corazon Locsin Montelibano Memorial Regional Hospital		100,000,000		100,000,000
	Don Jose S. Monfort Medical Center Extension Hospital	55,000,000			55,000,000
	Western Visayas Medical Center	100,000,000	100,000,000		200,000,000
	Western Visayas Sanitarium	80,000,000			80,000,000
Region VII		511,000,000	511,000,000		1,022,000,000
	Cebu South Medical Center	50,000,000	31,000,000		81,000,000
	Don Emilio del Valle Memorial Hospital	90,000,000			90,000,000
	Eversley Childs Sanitarium and General Hospital		100,000,000		100,000,000
	Gov. Celestino Gallares Memorial Hospital	121,000,000	80,000,000		201,000,000
	St. Anthony Mother and Child Hospital		50,000,000		50,000,000
	Vicente Sotto Memorial Medical Center	250,000,000	250,000,000		500,000,000
Region VIII		550,000,000	150,000,000		700,000,000
	Eastern Visayas Medical Center	100,000,000	100,000,000		200,000,000
	Governor Benjamin T. Romualdez General Hospital and Schistosomiasis Center	50,000,000	50,000,000		100,000,000
	Samar Island Medical Center	400,000,000			400,000,000
Region IX		257,000,000	254,000,000		511,000,000
	Basilan General Hospital	62,000,000	36,000,000		98,000,000
	Dr. Jose Rizal Memorial Hospital	97,000,000	15,000,000		112,000,000
	Labuan General Hospital	68,000,000	13,000,000		81,000,000
	Margosatubig Regional Hospital		50,000,000		50,000,000
	Mindanao Central Sanitarium		50,000,000		50,000,000
	Sulu Sanitarium	30,000,000	10,000,000		40,000,000
	Zamboanga City Medical Center		80,000,000		80,000,000
Region X		230,000,000	247,500,000		477,500,000
	Mayor Hilarion A. Ramiro Sr. Medical Center	80,000,000	100,000,000		180,000,000
	Northern Mindanao Medical Center	100,000,000	147,500,000		247,500,000
	Amai Pakpak Medical Center	50,000,000			50,000,000
Region XI		300,000,000	245,000,000		545,000,000
	Davao Occidental General Hospital (DOGH)	50,000,000	45,000,000		95,000,000
	Davao Regional Medical Center	250,000,000			250,000,000
	Southern Philippines Medical Center		200,000,000		200,000,000
Region XII		350,000,000	75,000,000		425,000,000
	Cotabato Regional Medical Center	250,000,000			250,000,000
	Cotabato Sanitarium	50,000,000	75,000,000		125,000,000
	SOCCSKSARGEN General Hospital	50,000,000			50,000,000

Facilities and Name of Projects			Infrastructure	Medical Equipment	Motor Vehicles	Total
		Region XIII	70,000,000	146,000,000		216,000,000
		Adela Serra Ty Memorial Medical Center	70,000,000	46,000,000		116,000,000
		Caraga Regional Hospital		50,000,000		50,000,000
		Siargao Islands Medical Center		50,000,000		50,000,000
		5.b. Approved MYOA	1,378,628,000			1,378,628,000
		Region I	118,072,000			118,072,000
		Mariano Marcos Memorial Hospital and Medical Center	118,072,000			118,072,000
		CAR	278,966,000			278,966,000
		Baguio General Hospital and Medical Center	125,000,000			125,000,000
		Far North Luzon General Hospital and Training Center	75,000,000			75,000,000
		Luis Hora Memorial Regional Hospital	78,966,000			78,966,000
		Region II	376,590,000			376,590,000
		Cagayan Valley Medical Center	105,000,000			105,000,000
		Region II Trauma and Medical Center	116,590,000			116,590,000
		Southern Isabela Medical Center	155,000,000			155,000,000
		Region III	95,000,000			95,000,000
		Dr. Paulino J. Garcia Memorial Research and Medical Center	95,000,000			95,000,000
		Region VII	440,000,000			440,000,000
		Central Visayas Center for Health Department	140,000,000			140,000,000
		Eversley Childs Sanitarium and General Hospital	105,000,000			105,000,000
		Vicente Sotto Memorial Medical Center	195,000,000			195,000,000
		Region X	70,000,000			70,000,000
		Northern Mindanao Medical Center	70,000,000			70,000,000
		5.c. Proposed MYOA	1,174,750,000			1,174,750,000
		NCR	244,750,000			244,750,000
		Philippine Heart Center	94,750,000			94,750,000
		Philippine Orthopedic Center	150,000,000			150,000,000
		Region I	180,000,000			180,000,000
		Ilocos Training and Regional Medical Center	180,000,000			180,000,000
		Region IV-A	200,000,000			200,000,000
		Batangas Medical Center	100,000,000			100,000,000
		Tagaytay TRC	100,000,000			100,000,000
		Region IX	275,000,000			275,000,000
		Margosatubig Regional Hospital	75,000,000			75,000,000
		Mindanao Central Sanitarium	150,000,000			150,000,000
		Zamboanga City Medical Center	50,000,000			50,000,000
		Region X	75,000,000			75,000,000
		Amai Pakpak Medical Center	75,000,000			75,000,000
		Region XIII	200,000,000			200,000,000
		Caraga Regional Hospital	100,000,000			100,000,000
		Siargao Island Medical Center	100,000,000			100,000,000
		6. Other Health Care Facilities	316,000,000	594,000,000	897,000,000	1,807,000,000
		6.a. Military/PNP Hospital	60,000,000	50,000,000		110,000,000
		NCR	15,000,000	10,000,000		25,000,000

Facilities and Name of Projects		Infrastructure	Medical Equipment	Motor Vehicles	Total
	Metro Manila	15,000,000	10,000,000		25,000,000
	AFP V. Luna Medical Center	15,000,000			15,000,000
	PNP General Hospital		10,000,000		10,000,000
	Region II		10,000,000		10,000,000
	Isabela		10,000,000		10,000,000
	Camp Melchor dela Cruz Station Hospital		10,000,000		10,000,000
	Region III	10,000,000			10,000,000
	Pampanga	10,000,000			10,000,000
	Camp Olivas PNP Clinic	10,000,000			10,000,000
	Region IV-A		5,000,000		5,000,000
	Quezon		5,000,000		5,000,000
	Camp Nakar Station Hospital		5,000,000		5,000,000
	Region IV-B	5,000,000			5,000,000
	Oriental Mindoro	5,000,000			5,000,000
	Camp BGen Efigenio C Navarro	5,000,000			5,000,000
	Region V	5,000,000			5,000,000
	Albay	5,000,000			5,000,000
	Camp BGen Simeon A Ola, Legaspi City	5,000,000			5,000,000
	Region VII	10,000,000	20,000,000		30,000,000
	Cebu City	10,000,000	10,000,000		20,000,000
	Central Command (Camp Lapu-Lapu Hospital)		10,000,000		10,000,000
	PNP R7 Station Hospital	10,000,000			10,000,000
	Lapu-Lapu City		10,000,000		10,000,000
	Brigadier General Benito N. Ebuena Air Base Hospital		10,000,000		10,000,000
	Region IX	5,000,000			5,000,000
	Zamboanga del Sur	5,000,000			5,000,000
	Camp Col Romeo A Abendan	5,000,000			5,000,000
	Region XIII	10,000,000	5,000,000		15,000,000
	Agusan del Norte	10,000,000	5,000,000		15,000,000
	PNP R13 Station Hospital	10,000,000	5,000,000		15,000,000
	6.b. State University	145,000,000			145,000,000
	Region VI	100,000,000			100,000,000
	Iloilo City	100,000,000			100,000,000
	Western Visayas State University Medical Center	100,000,000			100,000,000
	Region XII	30,000,000			30,000,000
	Cotabato (North Cotabato)	30,000,000			30,000,000
	University of Southern Mindanao Hospital	30,000,000			30,000,000

Facilities and Name of Projects			Infrastructure	Medical Equipment	Motor Vehicles	Total
		BARMM	<u>15,000,000</u>			<u>15,000,000</u>
		Maguindanao	<u>15,000,000</u>			<u>15,000,000</u>
		Mindanao State University Infirmary Hospital	15,000,000			15,000,000
		6.c. Treatment and Rehabilitation Centers	<u>28,000,000</u>	<u>4,000,000</u>		<u>32,000,000</u>
		NCR	<u>28,000,000</u>			<u>28,000,000</u>
		Taguig City	<u>28,000,000</u>			<u>28,000,000</u>
		Treatment and Rehabilitation Center, Bicutan, Taguig City	28,000,000			28,000,000
		CAR		<u>4,000,000</u>		<u>4,000,000</u>
		Ifugao		<u>4,000,000</u>		<u>4,000,000</u>
		Treatment and Rehabilitation Center, Ifugao		4,000,000		4,000,000
		6.d. 20 Hospitals Dialysis Equipment Packages		<u>540,000,000</u>		<u>540,000,000</u>
		NCR		<u>540,000,000</u>		<u>540,000,000</u>
		Metro Manila		<u>540,000,000</u>		<u>540,000,000</u>
		DOH Central Office		540,000,000		540,000,000
		6.e. Dialysis Centers	<u>83,000,000</u>			<u>83,000,000</u>
		Region IV-A	<u>15,000,000</u>			<u>15,000,000</u>
		Batangas	<u>15,000,000</u>			<u>15,000,000</u>
		Mataas na Kahoy Dialysis Center	15,000,000			15,000,000
		Region VII	<u>68,000,000</u>			<u>68,000,000</u>
		Bohol	<u>68,000,000</u>			<u>68,000,000</u>
		Tagbilaran City Dialysis Center	53,000,000			53,000,000
		Balilihan Dialysis Center	15,000,000			15,000,000
		6.f. Provision of Motor Vehicles			<u>897,000,000</u>	<u>897,000,000</u>
		NCR			<u>852,000,000</u>	<u>852,000,000</u>
		Metro Manila			<u>852,000,000</u>	<u>852,000,000</u>
		DOH Central Office			850,000,000	850,000,000
		Municipality of Pateros			2,000,000	2,000,000
		Region I			<u>2,500,000</u>	<u>2,500,000</u>
		Pangasinan			<u>2,500,000</u>	<u>2,500,000</u>
		Municipality of Calasiao			2,500,000	2,500,000
		Region III			<u>5,000,000</u>	<u>5,000,000</u>
		Bataan			<u>5,000,000</u>	<u>5,000,000</u>
		Municipality of Bagac			5,000,000	5,000,000
		Region IV-A			<u>7,500,000</u>	<u>7,500,000</u>
		Batangas			<u>5,000,000</u>	<u>5,000,000</u>
		Municipality of Alitagtag			2,500,000	2,500,000
		City of Tanauan			2,500,000	2,500,000
		Laguna			<u>2,500,000</u>	<u>2,500,000</u>
		Municipality of Luisiana			2,500,000	2,500,000

Facilities and Name of Projects			Infrastructure	Medical Equipment	Motor Vehicles	Total
		Region VI			12,500,000	12,500,000
		Capiz			2,500,000	2,500,000
		Municipality of Dao			2,500,000	2,500,000
		Antique			10,000,000	10,000,000
		Provincial Government of Antique			10,000,000	10,000,000
		Region VIII			5,000,000	5,000,000
		Southern Leyte			2,500,000	2,500,000
		Municipality of Malitbog			2,500,000	2,500,000
		Leyte			2,500,000	2,500,000
		City of Ormoc			2,500,000	2,500,000
		Region IX			2,500,000	2,500,000
		Zamboanga del Norte			2,500,000	2,500,000
		Municipality of Gutalac			2,500,000	2,500,000
		Region X			5,000,000	5,000,000
		Bukidnon			2,500,000	2,500,000
		Municipality of Cabanglasan			2,500,000	2,500,000
		Misamis Oriental			2,500,000	2,500,000
		Municipality of Tagoloan			2,500,000	2,500,000
		Region XI			5,000,000	5,000,000
		Davao Oriental			5,000,000	5,000,000
		Municipality of Caraga			2,500,000	2,500,000
		Municipality of San Isidro			2,500,000	2,500,000
		GRAND TOTAL	17,850,796,000	7,985,019,000	902,000,000	26,737,815,000

**LIST OF BENEFICIARIES OF THE SUPPORT
TO THE BARANGAY DEVELOPMENT
PROGRAM OF THE NATIONAL TASK FORCE
TO END LOCAL COMMUNIST ARMED
CONFLICT (NTF-ELCAC)**

**LIST OF BENEFICIARIES OF THE SUPPORT TO THE BARANGAY DEVELOPMENT PROGRAM
OF THE NATIONAL TASK FORCE TO END LOCAL COMMUNIST ARMED CONFLICT (NTF-ELCAC)**

	REGION	PROVINCE	CITY/MUNICIPALITY	BARANGAYS
1	CAR	Abra	Lacub	Bacag
2	CAR	Abra	Lacub	Lan-ag
3	CAR	Abra	Luba	Lul-luno
4	CAR	Abra	Malibcong	Pacgued
5	CAR	Abra	Pilar	Bolbolo
6	CAR	Abra	Pilar	Dintan
7	CAR	Abra	Pilar	Kinabiti
8	CAR	Abra	Pilar	Nanangduan
9	CAR	Abra	Pilar	Pang-ot
10	CAR	Abra	Pilar	Tikitik
11	CAR	Abra	Pilar	Villavieja
12	CAR	Kalinga	Balbalan	Balbalasang
13	CAR	Kalinga	Lubuagan	Tanglag
14	CAR	Kalinga	Rizal (Kalinga)	Babalag West (Poblacion)
15	CAR	Mountain Province	Bauko	Otucan Norte
16	CAR	Mountain Province	Bauko	Otucan Sur
17	CAR	Mountain Province	Bontoc	Caneo
18	CAR	Mountain Province	Bontoc	Tocucan
19	CAR	Mountain Province	Sadanga	Betwagan
20	CAR	Mountain Province	Sagada	Balugan
21	Region I	Ilocos Sur	Burgos	Bangbangar
22	Region I	Ilocos Sur	Burgos	Bessang
23	Region I	Ilocos Sur	Burgos	Manaboc
24	Region I	Ilocos Sur	Burgos	Mapanit
25	Region I	Ilocos Sur	Burgos	Patac
26	Region I	Ilocos Sur	Cervantes	Libang
27	Region I	Ilocos Sur	Cervantes	Malaya
28	Region I	Ilocos Sur	Cervantes	Remedios
29	Region I	Ilocos Sur	Cervantes	San Luis
30	Region I	Ilocos Sur	Nagbukel	Cosocos
31	Region I	Ilocos Sur	Quirino	Namitpit
32	Region I	Ilocos Sur	Quirino	Patungcaleo
33	Region I	Ilocos Sur	Quirino	Suagayan
34	Region I	Ilocos Sur	Santa Maria	Gusing
35	Region I	Ilocos Sur	Santa Maria	Penned
36	Region I	Ilocos Sur	Santa Maria	Silag
37	Region II	Cagayan	Gonzaga	Santa Clara
38	Region II	Cagayan	Piat	Calaoagan
39	Region II	Cagayan	Piat	Catarauan
40	Region II	Cagayan	Piat	Maguiling
41	Region II	Cagayan	Piat	Minanga
42	Region II	Cagayan	Piat	Santa Barbara

	REGION	PROVINCE	CITY / MUNICIPALITY	BARANGAYS
43	Region II	Cagayan	Piat	Santo Domingo
44	Region II	Cagayan	Piat	Villa Rey
45	Region II	Cagayan	Piat	Warat
46	Region II	Cagayan	Santo Niño (Faire)	Cabayo
47	Region II	Cagayan	Santo Niño (Faire)	Campo
48	Region II	Cagayan	Santo Niño (Faire)	Virginia
49	Region II	Cagayan	Sta Ana	Casambalangan
50	Region II	Cagayan	Tuao	Bugnay
51	Region II	Cagayan	Tuao	Lakambini
52	Region II	Cagayan	Tuao	Mambacag
53	Region II	Cagayan	Tuao	San Luis (Gurengad)
54	Region III	Aurora	Baler	Buhangin
55	Region III	Aurora	Baler	Zabali
56	Region III	Bataan	Balanga City	Cataning
57	Region III	Bataan	Balanga City	Ibayo
58	Region III	Bataan	Dinalupihan	Luacan
59	Region III	Bataan	Dinalupihan	New San Jose
60	Region III	Bataan	Dinalupihan	Tubo-Tubo
61	Region III	Bataan	Hermosa	Culis (So Nazareno)
62	Region III	Bataan	Hermosa	Mabiga
63	Region III	Bataan	Mariveles	Malaya
64	Region III	Bataan	Mariveles	Maligaya
65	Region III	Bataan	Mariveles	San Carlos
66	Region III	Bataan	Mariveles	San Isidro
67	Region III	Bataan	Mariveles	Sisiman
68	Region III	Bataan	Morong	Mabayo
69	Region III	Bataan	Morong	Nagbalayong
70	Region III	Bataan	Morong	Poblacion
71	Region III	Bataan	Orani	Balut
72	Region III	Bataan	Orani	Bayan (Pob.)
73	Region III	Bataan	Orion	Bantan
74	Region III	Bataan	Orion	Bilolo
75	Region III	Bataan	Orion	Daang Pare
76	Region III	Bataan	Orion	Kapunitan
77	Region III	Bataan	Pilar	Del Rosario (Pob)
78	Region III	Bataan	Samal	Gugo
79	Region III	Bataan	Samal	Ibaba (Pob)
80	Region III	Bataan	Samal	San Juan (Pob)
81	Region III	Bataan	Samal	West Daang Bago (Pob)
82	Region III	Bulacan	Balagtas	Borol 1st
83	Region III	Bulacan	City of San Jose Del Monte	San Roque
84	Region III	Bulacan	Guiguinto	Poblacion
85	Region III	Bulacan	Hagonoy	Santo Rosario
86	Region III	Bulacan	Malolos City	Guinhawa
87	Region III	Bulacan	Malolos City	San Gabriel
88	Region III	Bulacan	Meycauayan City	Libtong

	REGION	PROVINCE	CITY/MUNICIPALITY	BARANGAYS
89	Region III	Bulacan	Meycauayan City	Saluysoy
90	Region III	Bulacan	Norzagaray	San Lorenzo
91	Region III	Bulacan	Obando	Binuangan
92	Region III	Bulacan	Obando	Salambao
93	Region III	Nueva Ecija	Bongabon	Bantug
94	Region III	Nueva Ecija	Bongabon	San Roque (Pob)
95	Region III	Nueva Ecija	Bongabon	Santor
96	Region III	Nueva Ecija	Cabanatuan City	Barrera District (Pob)
97	Region III	Nueva Ecija	Cabanatuan City	Mabini Extension
98	Region III	Nueva Ecija	Cabanatuan City	Quezon District (Pob)
99	Region III	Nueva Ecija	Gabaldon	Bagong Sikat
100	Region III	Nueva Ecija	Gabaldon	Bantug
101	Region III	Nueva Ecija	Gabaldon	Tagumpay
102	Region III	Nueva Ecija	General Mamerto	Pinahan
103	Region III	Nueva Ecija	General Mamerto	Pulong Singkamas
104	Region III	Nueva Ecija	Rizal	Macapsing
105	Region III	Nueva Ecija	Science City of Muñoz	Bantug
106	Region III	Pampanga	Angeles City	Balibago
107	Region III	Pampanga	Angeles City	Lourdes Sur
108	Region III	Pampanga	Angeles City	Pulung Cacutud
109	Region III	Pampanga	Angeles City	Pulung Maragul
110	Region III	Pampanga	Angeles City	Pulungbulu
111	Region III	Pampanga	Angeles City	Salapungan
112	Region III	Pampanga	Angeles City	San Nicolas
113	Region III	Pampanga	Angeles City	Santo Domingo
114	Region III	Pampanga	Angeles City	Santo Rosario (Pob)
115	Region III	Pampanga	Porac	Camias
116	Region III	Pampanga	Porac	Diaz
117	Region III	Pampanga	San Fernando City	Baliti
118	Region III	Pampanga	San Fernando City	Quebiauan
119	Region III	Tarlac	Tarlac City	Matatalaib
120	Region III	Tarlac	Tarlac City	San Nicolas
121	Region III	Tarlac	Tarlac City	San Vicente
122	Region III	Zambales	Candelaria	Malabon (San Roque)
123	Region III	Zambales	Candelaria	Pamibian
124	Region III	Zambales	Candelaria	Pinagrealan
125	Region III	Zambales	Candelaria	Taposo
126	Region III	Zambales	Candelaria	Uacon
127	Region III	Zambales	Masinloc	Baloganon
128	Region III	Zambales	Masinloc	Bamban
129	Region III	Zambales	Masinloc	Inhobol
130	Region III	Zambales	Masinloc	San Lorenzo
131	Region III	Zambales	Masinloc	Santo Rosario
132	Region III	Zambales	Masinloc	Taltal
133	Region III	Zambales	Olongapo City	Mabayuan
134	Region III	Zambales	Santa Cruz	Babuyan

	REGION	PROVINCE	CITY/MUNICIPALITY	BARANGAYS
135	Region III	Zambales	Santa Cruz	Biay
136	Region III	Zambales	Santa Cruz	Guinabon
137	Region III	Zambales	Santa Cruz	Lucapon South
138	Region III	Zambales	Santa Cruz	Tubotubo North
139	Region III	Zambales	Santa Cruz	Tubotubo South
140	Region III	Zambales	Subic	Cawag
141	Region IV-A	Batangas	Batangas City	Kumba
142	Region IV-A	Batangas	Batangas City	Santo Domingo
143	Region IV-A	Batangas	Batangas City	Talahib Pandayan
144	Region IV-A	Batangas	Calatagan	Hukay
145	Region IV-A	Batangas	Calatagan	Sambungan
146	Region IV-A	Batangas	Lian	San Diego
147	Region IV-A	Batangas	Rosario	Calantas
148	Region IV-A	Batangas	Rosario	Leviste (Tubahan)
149	Region IV-A	Batangas	San Juan	Quipot
150	Region IV-A	Cavite	Maragondon	Sta. Mercedes (Patungan)
151	Region IV-A	Laguna	Kalayaan	San Antonio
152	Region IV-A	Laguna	Pangil	Galalan (So Guisguis)
153	Region IV-A	Quezon	Burdeos	Aluyon
154	Region IV-A	Quezon	Burdeos	Anibawan
155	Region IV-A	Quezon	Burdeos	Cabungalunan
156	Region IV-A	Quezon	Catanauan	Navitas
157	Region IV-A	Quezon	Catanauan	San Isidro
158	Region IV-A	Quezon	Catanauan	San Jose (Anyao)
159	Region IV-A	Quezon	Catanauan	San Vicente Silangan
160	Region IV-A	Quezon	Catanauan	Santa Maria (Dao)
161	Region IV-A	Quezon	Catanauan	Tagabas Ibaba
162	Region IV-A	Quezon	Catanauan	Tagbacan Ilaya
163	Region IV-A	Quezon	General Luna	Bacong Ilaya
164	Region IV-A	Quezon	General Luna	Magsaysay
165	Region IV-A	Quezon	General Luna	Malaya
166	Region IV-A	Quezon	General Luna	Villarica
167	Region IV-A	Quezon	General Nakar	Canaway
168	Region IV-A	Quezon	General Nakar	Maligaya
169	Region IV-A	Quezon	General Nakar	Sablang
170	Region IV-A	Quezon	General Nakar	San Marcelino
171	Region IV-A	Quezon	General Nakar	Umiray
172	Region IV-A	Quezon	Gumaca	Cawayan
173	Region IV-A	Quezon	Gumaca	San Vicente
174	Region IV-A	Quezon	Lopez	Binahian C
175	Region IV-A	Quezon	Lopez	Ilayang Ilog A
176	Region IV-A	Quezon	Lopez	Mabini
177	Region IV-A	Quezon	Lopez	San Miguel (Dao)
178	Region IV-A	Quezon	Lopez	San Pedro
179	Region IV-A	Quezon	Lopez	Santa Elena
180	Region IV-A	Quezon	Lopez	Villanacaob

	REGION	PROVINCE	CITY/MUNICIPALITY	BARANGAYS
181	Region IV-A	Quezon	Macalelon	San Jose
182	Region IV-A	Quezon	Mauban	Abo-abo
183	Region IV-A	Quezon	Mauban	Lual (Pob)
184	Region IV-A	Quezon	Mauban	Remedios I
185	Region IV-A	Quezon	Mulanay	Amuguis
186	Region IV-A	Quezon	Mulanay	Anonang
187	Region IV-A	Quezon	Mulanay	Bagupaye
188	Region IV-A	Quezon	Mulanay	Bolo
189	Region IV-A	Quezon	Mulanay	Buenavista
190	Region IV-A	Quezon	Mulanay	Burgos
191	Region IV-A	Quezon	Mulanay	Ilayang Cambuga (Mabini)
192	Region IV-A	Quezon	Mulanay	Latangan
193	Region IV-A	Quezon	Mulanay	Magsaysay
194	Region IV-A	Quezon	Panukulan	Calasumanga
195	Region IV-A	Quezon	Panukulan	Lipata
196	Region IV-A	Quezon	Panukulan	Milawid
197	Region IV-A	Quezon	Patnanungan	Luod
198	Region IV-A	Quezon	Polilio	Bucaao
199	Region IV-A	Quezon	Polilio	Canicanian
200	Region IV-A	Quezon	Polilio	Languyin
201	Region IV-A	Quezon	Polilio	Pamatdan
202	Region IV-A	Quezon	Polilio	Salipsip
203	Region IV-A	Quezon	Real	Bagong Silang
204	Region IV-A	Quezon	Real	Llavac
205	Region IV-A	Quezon	Real	Maragondon
206	Region IV-A	Quezon	Real	Tagumpay
207	Region IV-A	Quezon	San Narciso	Abuyon
208	Region IV-A	Quezon	San Narciso	Bani
209	Region IV-A	Quezon	San Narciso	Lacdayan
210	Region IV-A	Quezon	San Narciso	Villa Aurin
211	Region IV-A	Rizal	Antipolo City	Calawis
212	Region IV-A	Rizal	Rodriguez	San Rafael
213	Region IV-A	Rizal	Tanay	Mamuyao
214	MIMAROPA	Occidental Mindoro	Calintaan	Concepcion
215	MIMAROPA	Occidental Mindoro	Calintaan	Malpalon
216	MIMAROPA	Occidental Mindoro	Magsaysay	Nicolas
217	MIMAROPA	Occidental Mindoro	Rizal	Aguas
218	MIMAROPA	Occidental Mindoro	Sablayan	Burgos
219	MIMAROPA	Occidental Mindoro	San Jose	Murtha
220	MIMAROPA	Oriental Mindoro	Bansud	Conrazon
221	MIMAROPA	Oriental Mindoro	Bansud	Malo
222	MIMAROPA	Oriental Mindoro	Bansud	Rosacara
223	MIMAROPA	Oriental Mindoro	Bulalacao	Cabugao
224	MIMAROPA	Oriental Mindoro	Gloria	Manguyang
225	MIMAROPA	Oriental Mindoro	Victoria	Antonino
226	MIMAROPA	Oriental Mindoro	Victoria	Loyal

	REGION	PROVINCE	CITY/MUNICIPALITY	BARANGAYS
227	MIMAROPA	Palawan	Puerto Princesa City	Marufinas
228	MIMAROPA	Palawan	Puerto Princesa City	New Panggangan
229	MIMAROPA	Palawan	Puerto Princesa City	Tagabinit
230	MIMAROPA	Palawan	Roxas	Caramay
231	MIMAROPA	Palawan	San Vicente	Caruray
232	MIMAROPA	Palawan	Taytay	Banbanan
233	Region V	Albay	Camalig	Caguiba
234	Region V	Albay	Camalig	Maninila
235	Region V	Albay	Camalig	Panoypoy
236	Region V	Albay	Camalig	Taloto
237	Region V	Albay	Guinobatan	Catomag
238	Region V	Albay	Jovellar	Del Rosario
239	Region V	Albay	Jovellar	Estrella
240	Region V	Albay	Jovellar	Mamlad
241	Region V	Albay	Jovellar	Maogog
242	Region V	Albay	Jovellar	San Vicente
243	Region V	Albay	Jovellar	Sinagaran
244	Region V	Albay	Jovellar	Villa Paz
245	Region V	Albay	Libon	Mabayawas
246	Region V	Albay	Libon	Malabiga
247	Region V	Albay	Libon	Matara
248	Region V	Albay	Libon	Salvacion
249	Region V	Albay	Libon	Sampongan
250	Region V	Albay	Ligao City	Bacong
251	Region V	Albay	Ligao City	Francia
252	Region V	Albay	Ligao City	Maonon
253	Region V	Albay	Ligao City	San Vicente
254	Region V	Albay	Manito	Nagotgot
255	Region V	Albay	Oas	Badbad
256	Region V	Albay	Oas	Bangiawon
257	Region V	Albay	Oas	Bogtong
258	Region V	Albay	Oas	Cadawag
259	Region V	Albay	Oas	Cagmanaba
260	Region V	Albay	Oas	Maramba
261	Region V	Albay	Oas	Mayag
262	Region V	Albay	Oas	Moroponros
263	Region V	Albay	Oas	Nagas
264	Region V	Albay	Oas	San Antonio
265	Region V	Albay	Oas	San Jose
266	Region V	Albay	Oas	San Pascual
267	Region V	Albay	Oas	Tablon
268	Region V	Albay	Oas	Tapel
269	Region V	Albay	Oas	Tobgon
270	Region V	Albay	Pio Duran	Malidong
271	Region V	Albay	Pio Duran	Matanglad
272	Region V	Albay	Pio Duran	Panganiran

	REGION	PROVINCE	CITY/MUNICIPALITY	BARANGAYS
273	Region V	Albay	Pio Duran	Salvacion
274	Region V	Albay	Pio Duran	Santo Cristo
275	Region V	Albay	Tabaco City	Oras
276	Region V	Albay	Tiwi	Dap-dap
277	Region V	Albay	Tiwi	Joroan
278	Region V	Albay	Tiwi	Mayong
279	Region V	Camarines Norte	Basud	Binatagan
280	Region V	Camarines Norte	Basud	Guinatungan
281	Region V	Camarines Norte	Basud	Lidong
282	Region V	Camarines Norte	Basud	San Pascual
283	Region V	Camarines Norte	Capalonga	Alayao
284	Region V	Camarines Norte	Capalonga	Catabaguangan
285	Region V	Camarines Norte	Capalonga	Catioan
286	Region V	Camarines Norte	Capalonga	Del Pilar
287	Region V	Camarines Norte	Capalonga	Mabini
288	Region V	Camarines Norte	Capalonga	Magsaysay
289	Region V	Camarines Norte	Capalonga	Mataque
290	Region V	Camarines Norte	Capalonga	Old Camp
291	Region V	Camarines Norte	Capalonga	San Isidro
292	Region V	Camarines Norte	Capalonga	San Roque
293	Region V	Camarines Norte	Jose Panganiban	Calero
294	Region V	Camarines Norte	Jose Panganiban	Dahican
295	Region V	Camarines Norte	Jose Panganiban	Dayhagan
296	Region V	Camarines Norte	Jose Panganiban	Larap
297	Region V	Camarines Norte	Jose Panganiban	Nakalaya
298	Region V	Camarines Norte	Jose Panganiban	San Isidro
299	Region V	Camarines Norte	Jose Panganiban	San Jose
300	Region V	Camarines Norte	Jose Panganiban	San Martin
301	Region V	Camarines Norte	Jose Panganiban	San Pedro
302	Region V	Camarines Norte	Jose Panganiban	San Rafael
303	Region V	Camarines Norte	Jose Panganiban	Santa Cruz
304	Region V	Camarines Norte	Jose Panganiban	Santa Elena
305	Region V	Camarines Norte	Jose Panganiban	Tamisan
306	Region V	Camarines Norte	Labo	Bagong Silang 1
307	Region V	Camarines Norte	Labo	Benit
308	Region V	Camarines Norte	Labo	Fundado
309	Region V	Camarines Norte	Labo	Mahawan-hawan
310	Region V	Camarines Norte	Labo	Malangcao-Basud
311	Region V	Camarines Norte	Labo	Matanlang
312	Region V	Camarines Norte	Labo	Talobatib
313	Region V	Camarines Norte	Mercedes	Colasi
314	Region V	Camarines Norte	Mercedes	Lanot
315	Region V	Camarines Norte	Mercedes	Pambuhan
316	Region V	Camarines Norte	Mercedes	Tarum
317	Region V	Camarines Norte	Paracale	Batobalani
318	Region V	Camarines Norte	Paracale	Malacbang

	REGION	PROVINCE	CITY/MUNICIPALITY	BARANGAYS
319	Region V	Camarines Norte	Paracale	Mangkasay
320	Region V	Camarines Norte	San Lorenzo Ruiz	Manlimonsito
321	Region V	Camarines Norte	San Lorenzo Ruiz	Salvacion
322	Region V	Camarines Norte	San Lorenzo Ruiz	San Antonio
323	Region V	Camarines Norte	San Lorenzo Ruiz	San Isidro (New Patag)
324	Region V	Camarines Norte	San Lorenzo Ruiz	San Ramon
325	Region V	Camarines Norte	San Vicente	Asdum
326	Region V	Camarines Norte	Santa Elena	Guitol
327	Region V	Camarines Norte	Santa Elena	Maulawin
328	Region V	Camarines Norte	Santa Elena	Patag Ibaba
329	Region V	Camarines Norte	Santa Elena	Patag Iraya
330	Region V	Camarines Norte	Santa Elena	Rizal
331	Region V	Camarines Norte	Santa Elena	San Lorenzo
332	Region V	Camarines Norte	Talisay	Caawigan
333	Region V	Camarines Norte	Vinzons	Manlucugan
334	Region V	Camarines Sur	Baao	Del Pilar
335	Region V	Camarines Sur	Baao	Nababarera
336	Region V	Camarines Sur	Baao	Pugay
337	Region V	Camarines Sur	Baao	Santa Teresa
338	Region V	Camarines Sur	Baao	Tapol
339	Region V	Camarines Sur	Balatan	Duran
340	Region V	Camarines Sur	Balatan	Montenegro (Magiron)
341	Region V	Camarines Sur	Balatan	Tomatarayo
342	Region V	Camarines Sur	Buhi	Burocbusoc
343	Region V	Camarines Sur	Buhi	Cagmaslog
344	Region V	Camarines Sur	Buhi	Divino Rostro
345	Region V	Camarines Sur	Buhi	Gabas
346	Region V	Camarines Sur	Buhi	Ibayugan
347	Region V	Camarines Sur	Buhi	Igbac
348	Region V	Camarines Sur	Buhi	Ipil
349	Region V	Camarines Sur	Buhi	Iraya
350	Region V	Camarines Sur	Buhi	Labawon
351	Region V	Camarines Sur	Buhi	Monte Calvario
352	Region V	Camarines Sur	Buhi	Namurabod
353	Region V	Camarines Sur	Buhi	Santa Cruz
354	Region V	Camarines Sur	Bula	Casugad
355	Region V	Camarines Sur	Bula	Kinalabasahan
356	Region V	Camarines Sur	Bula	La Victoria
357	Region V	Camarines Sur	Bula	Ombao Heights
358	Region V	Camarines Sur	Bula	Ombao Polpog
359	Region V	Camarines Sur	Bula	Panoypoyan
360	Region V	Camarines Sur	Bula	Santo Niño
361	Region V	Camarines Sur	Calabanga	Binanuaanan Grande
362	Region V	Camarines Sur	Calabanga	Burabod
363	Region V	Camarines Sur	Calabanga	Camuning
364	Region V	Camarines Sur	Calabanga	Pinada

	REGION	PROVINCE	CITY/MUNICIPALITY	BARANGAYS
365	Region V	Camarines Sur	Calabanga	Tomagodtod
366	Region V	Camarines Sur	Caramoan	Antolon
367	Region V	Camarines Sur	Caramoan	Bacgong
368	Region V	Camarines Sur	Caramoan	Gibgos
369	Region V	Camarines Sur	Caramoan	Hanoy
370	Region V	Camarines Sur	Caramoan	Malabog
371	Region V	Camarines Sur	Caramoan	Minalaba
372	Region V	Camarines Sur	Caramoan	Patag-Belen
373	Region V	Camarines Sur	Caramoan	Pili-Tabiguian
374	Region V	Camarines Sur	Caramoan	Poloan
375	Region V	Camarines Sur	Caramoan	Santa Cruz
376	Region V	Camarines Sur	Caramoan	Tabagon (So Bariw)
377	Region V	Camarines Sur	Caramoan	Tabog
378	Region V	Camarines Sur	Goa	Lamon
379	Region V	Camarines Sur	Iriga City	Antipolo
380	Region V	Camarines Sur	Iriga City	Niño Jesus
381	Region V	Camarines Sur	Iriga City	Sagrada
382	Region V	Camarines Sur	Iriga City	San Ramon
383	Region V	Camarines Sur	Iriga City	San Vicente Norte
384	Region V	Camarines Sur	Iriga City	Santa Isabel
385	Region V	Camarines Sur	Iriga City	Santo Niño
386	Region V	Camarines Sur	Iriga City	Sta Cruz Norte
387	Region V	Camarines Sur	Iriga City	Sta Maria
388	Region V	Camarines Sur	Lagonoy	Burabod
389	Region V	Camarines Sur	Lagonoy	Gimagtocon
390	Region V	Camarines Sur	Lagonoy	Ginorangan
391	Region V	Camarines Sur	Lagonoy	Gubat
392	Region V	Camarines Sur	Lagonoy	Guibahoy
393	Region V	Camarines Sur	Lagonoy	Kinahologan
394	Region V	Camarines Sur	Lagonoy	Loho
395	Region V	Camarines Sur	Lagonoy	Manamoc
396	Region V	Camarines Sur	Lagonoy	Mapid (So Pagsimbungan)
397	Region V	Camarines Sur	Lagonoy	San Sebastian
398	Region V	Camarines Sur	Lagonoy	Santa Cruz (Pob)
399	Region V	Camarines Sur	Minalabac	Hamoraon
400	Region V	Camarines Sur	Ocampo	Hibago
401	Region V	Camarines Sur	Ocampo	Salvacion
402	Region V	Camarines Sur	Pili	Santiago (Pob)
403	Region V	Camarines Sur	Presentacion	Bantugan
404	Region V	Camarines Sur	Presentacion	Bicalen
405	Region V	Camarines Sur	Presentacion	Lidong
406	Region V	Camarines Sur	Sagñay	Aniog
407	Region V	Camarines Sur	Sagñay	Bongalon
408	Region V	Camarines Sur	Sagñay	Kilantaa
409	Region V	Camarines Sur	Sagñay	Sibaguan
410	Region V	Camarines Sur	Sagñay	Turague

	REGION	PROVINCE	CITY/MUNICIPALITY	BARANGAYS
411	Region V	Camarines Sur	San Fernando	Bical
412	Region V	Camarines Sur	San Fernando	Calascagas
413	Region V	Camarines Sur	San Fernando	Maragñi
414	Region V	Camarines Sur	Tinambac	Olag Grande
415	Region V	Catanduanes	Caramoran	Obi
416	Region V	Catanduanes	San Miguel	Balatohan
417	Region V	Catanduanes	San Miguel	J. M. Alberto
418	Region V	Catanduanes	San Miguel	Kilikilihan
419	Region V	Catanduanes	San Miguel	Pagsangahan
420	Region V	Catanduanes	San Miguel	San Marcos
421	Region V	Catanduanes	San Miguel	Tobrehon
422	Region V	Catanduanes	Virac	Danicop
423	Region V	Catanduanes	Virac	Dugui San Isidro
424	Region V	Catanduanes	Virac	Dugui Too
425	Region V	Masbate	Claveria	Albasan
426	Region V	Masbate	Claveria	Mabiton
427	Region V	Masbate	Claveria	Manapao
428	Region V	Masbate	Claveria	Nabasagan
429	Region V	Masbate	Placer	Luna
430	Region V	Masbate	Placer	Puro
431	Region V	Masbate	San Fernando	Buenasuerte
432	Region V	Masbate	San Jacinto	Almiñe
433	Region V	Masbate	San Jacinto	Bagahanglad
434	Region V	Masbate	San Jacinto	Luna
435	Region V	Masbate	San Jacinto	Roosevelt
436	Region V	Masbate	San Pascual	Ki-buaya
437	Region V	Masbate	San Pascual	San Jose (Paral)
438	Region V	Sorsogon	Barcelona	Bagacay
439	Region V	Sorsogon	Barcelona	Bugtong
440	Region V	Sorsogon	Barcelona	Fabrica
441	Region V	Sorsogon	Barcelona	San Ramon
442	Region V	Sorsogon	Barcelona	Santa Cruz
443	Region V	Sorsogon	Barcelona	Santa Lourdes
444	Region V	Sorsogon	Bulan	Fabrica
445	Region V	Sorsogon	Bulusan	San Isidro
446	Region V	Sorsogon	Bulusan	San Jose
447	Region V	Sorsogon	Bulusan	San Roque
448	Region V	Sorsogon	Bulusan	Santa Barbara
449	Region V	Sorsogon	Casiguran	Burgos
450	Region V	Sorsogon	Casiguran	Central
451	Region V	Sorsogon	Casiguran	San Isidro
452	Region V	Sorsogon	Donsol	Cabugao
453	Region V	Sorsogon	Donsol	Lourdes
454	Region V	Sorsogon	Donsol	Malapoc
455	Region V	Sorsogon	Donsol	Pinamanaa
456	Region V	Sorsogon	Donsol	San Rafael

	REGION	PROVINCE	CITY/MUNICIPALITY	BARANGAYS
457	Region V	Sorsogon	Donsol	Santa Cruz
458	Region V	Sorsogon	Donsol	Tuba
459	Region V	Sorsogon	Gubat	Bagacay
460	Region V	Sorsogon	Gubat	Cabiguhan
461	Region V	Sorsogon	Gubat	Dita
462	Region V	Sorsogon	Gubat	Jupi
463	Region V	Sorsogon	Gubat	Lapinig
464	Region V	Sorsogon	Gubat	Nato
465	Region V	Sorsogon	Gubat	Nazareno
466	Region V	Sorsogon	Gubat	Ogao
467	Region V	Sorsogon	Gubat	Paco
468	Region V	Sorsogon	Gubat	Patag
469	Region V	Sorsogon	Gubat	Payawin
470	Region V	Sorsogon	Gubat	Rizal
471	Region V	Sorsogon	Gubat	Union
472	Region V	Sorsogon	Magallanes	Busay
473	Region V	Sorsogon	Prieto Diaz	Bulawan
474	Region V	Sorsogon	Prieto Diaz	Calao
475	Region V	Sorsogon	Prieto Diaz	Manlabong
476	Region V	Sorsogon	Prieto Diaz	Quidolog
477	Region V	Sorsogon	Prieto Diaz	San Fernando
478	Region V	Sorsogon	Prieto Diaz	San Rafael
479	Region V	Sorsogon	Prieto Diaz	San Ramon
480	Region V	Sorsogon	Prieto Diaz	Talisayan
481	Region V	Sorsogon	Prieto Diaz	Ulag
482	Region V	Sorsogon	Sorsogon City	Bato
483	Region V	Sorsogon	Sorsogon City	Bogña
484	Region V	Sorsogon	Sorsogon City	Bon-ot (Bacon Dist)
485	Region V	Sorsogon	Sorsogon City	Cabarbuhan (Bacon Dist)
486	Region V	Sorsogon	Sorsogon City	Gatbo (Bacon Dist)
487	Region V	Sorsogon	Sorsogon City	Jamislagan
488	Region V	Sorsogon	Sorsogon City	San Juan (Bacon Dist)
489	Region V	Sorsogon	Sorsogon City	San Juan (Roro) West Dist
490	Region V	Sorsogon	Sorsogon City	Santa Lucia (Bacon Dist)
491	Region V	Sorsogon	Sorsogon City	Sawanga (Bacon Dist)
492	Region V	Sorsogon	Sorsogon City	Sto Niño (Bacon Dist)
493	Region V	Sorsogon	Sorsogon City	Sugod (Bacon Dist)
494	Region VI	Capiz	Dumarao	Agbatuan
495	Region VI	Capiz	Jamindan	Jaena Sur
496	Region VI	Capiz	Ma-ayon	Bongbongan
497	Region VI	Capiz	Ma-ayon	Guinbi-alan
498	Region VI	Capiz	Tapaz	Abangay
499	Region VI	Capiz	Tapaz	Aglupacan
500	Region VI	Capiz	Tapaz	Apero
501	Region VI	Capiz	Tapaz	Artuz
502	Region VI	Capiz	Tapaz	Bato-bato

	REGION	PROVINCE	CITY/MUNICIPALITY	BARANGAYS
503	Region VI	Capiz	Tapaz	Buri
504	Region VI	Capiz	Tapaz	Da-an Norte
505	Region VI	Capiz	Tapaz	Da-an Sur
506	Region VI	Capiz	Tapaz	Garcia
507	Region VI	Capiz	Tapaz	Gebio-an
508	Region VI	Capiz	Tapaz	Hilwan
509	Region VI	Capiz	Tapaz	Libertad
510	Region VI	Capiz	Tapaz	Mabini
511	Region VI	Capiz	Tapaz	Minan
512	Region VI	Capiz	Tapaz	Nayawan
513	Region VI	Capiz	Tapaz	Rizal Norte
514	Region VI	Capiz	Tapaz	Rizal Sur
515	Region VI	Capiz	Tapaz	Santa Ana
516	Region VI	Capiz	Tapaz	Senonod
517	Region VI	Capiz	Tapaz	Siya
518	Region VI	Capiz	Tapaz	Tabon
519	Region VI	Capiz	Tapaz	Taganghin
520	Region VI	Capiz	Tapaz	Wright
521	Region VI	Iloilo	Calinog	Ipil
522	Region VI	Iloilo	Igbaras	Binanua-an
523	Region VI	Iloilo	Igbaras	Cale
524	Region VI	Iloilo	Igbaras	Corucuan
525	Region VI	Iloilo	Igbaras	Igpigus
526	Region VI	Iloilo	Igbaras	Lacay Dol-Dol
527	Region VI	Iloilo	Igbaras	Mantangon
528	Region VI	Iloilo	Igbaras	Pinaopawan
529	Region VI	Iloilo	Igbaras	Riro-an
530	Region VI	Iloilo	Igbaras	Signe
531	Region VI	Iloilo	Igbaras	Tabiac
532	Region VI	Iloilo	Igbaras	Taytay
533	Region VI	Iloilo	Janiuay	Agcarope
534	Region VI	Iloilo	Janiuay	Aglobong
535	Region VI	Iloilo	Janiuay	Atimonan
536	Region VI	Iloilo	Janiuay	Barasalon
537	Region VI	Iloilo	Janiuay	Canawillian
538	Region VI	Iloilo	Janiuay	Monte Magapa
539	Region VI	Iloilo	Janiuay	Panuran
540	Region VI	Iloilo	Janiuay	Quipot
541	Region VI	Iloilo	Lambunao	Bagongbong
542	Region VI	Iloilo	Lambunao	Banban
543	Region VI	Iloilo	Lambunao	Panuran
544	Region VI	Iloilo	Lambunao	Sagcup
545	Region VI	Iloilo	Lemery	Layogbato
546	Region VI	Iloilo	Leon	Cagay
547	Region VI	Iloilo	Leon	Danao
548	Region VI	Iloilo	Leon	Ingay

	REGION	PROVINCE	CITY/MUNICIPALITY	BARANGAYS
549	Region VI	Iloilo	Maasin	Bolo
550	Region VI	Iloilo	Maasin	Punong
551	Region VI	Iloilo	Maasin	Trangka
552	Region VI	Iloilo	Miagao	Agdum
553	Region VI	Iloilo	Miagao	Cabalaunan
554	Region VI	Iloilo	Miagao	Insoligue
555	Region VI	Iloilo	Miagao	Mabayan
556	Region VI	Iloilo	Miagao	Ongyod
557	Region VI	Iloilo	Miagao	Onop
558	Region VI	Iloilo	Miagao	Oya-oy
559	Region VI	Iloilo	Miagao	Tiglawas
560	Region VI	Iloilo	Miagao	Tigmalapad
561	Region VI	Iloilo	Miagao	Tigmarabo
562	Region VI	Iloilo	Tubungan	La-ag
563	Region VI	Iloilo	Tubungan	Lanag Norte
564	Region VI	Iloilo	Tubungan	Morcillas
565	Region VI	Iloilo	Tubungan	Navillan
566	Region VI	Negros Occidental	Binalbagan	Amontay
567	Region VI	Negros Occidental	Cadiz City	Andres Bonifacio
568	Region VI	Negros Occidental	Cadiz City	Mabini
569	Region VI	Negros Occidental	Calatrava	Cambayobo
570	Region VI	Negros Occidental	Calatrava	Hinab-Ongan
571	Region VI	Negros Occidental	Calatrava	Macasilao
572	Region VI	Negros Occidental	Calatrava	Malatas
573	Region VI	Negros Occidental	Calatrava	Marcelo
574	Region VI	Negros Occidental	Calatrava	Mina-utok
575	Region VI	Negros Occidental	Calatrava	Minapasuk
576	Region VI	Negros Occidental	Calatrava	Pantao
577	Region VI	Negros Occidental	Calatrava	Winaswasan
578	Region VI	Negros Occidental	Candoni	Payauan
579	Region VI	Negros Occidental	Cauayan	Camalanda-an
580	Region VI	Negros Occidental	Cauayan	Camindangan
581	Region VI	Negros Occidental	Cauayan	Masaling
582	Region VI	Negros Occidental	Cauayan	Yao-Yao
583	Region VI	Negros Occidental	Ilog	Canlamay
584	Region VI	Negros Occidental	Ilog	Dancalan
585	Region VI	Negros Occidental	Kabankalan City	Bantayan
586	Region VI	Negros Occidental	Kabankalan City	Camansi
587	Region VI	Negros Occidental	Kabankalan City	Magballo
588	Region VI	Negros Occidental	Kabankalan City	Salong
589	Region VI	Negros Occidental	Kabankalan City	Tampalon
590	Region VI	Negros Occidental	Kabankalan City	Tapi
591	Region VI	Negros Occidental	Sipalay City	Camindangan
592	Region VI	Negros Occidental	Sipalay City	Manlucahoc
593	Region VII	Cebu	Aloguinsan	Bonbon
594	Region VII	Cebu	Aloguinsan	Poblacion

	REGION	PROVINCE	CITY / MUNICIPALITY	BARANGAYS
595	Region VII	Cebu	Aloguinsan	Punay
596	Region VII	Cebu	Aloguinsan	Rosario
597	Region VII	Cebu	Barili	Pangpang
598	Region VII	Cebu	Carcar City	Valencia
599	Region VII	Cebu	Carmen	Cantipay
600	Region VII	Cebu	Cebu City	Ermita (Pob.)
601	Region VII	Cebu	Cebu City	Sambag II (Pob.)
602	Region VII	Cebu	Dumanjug	Balaygtiki
603	Region VII	Cebu	Lapu-Lapu City	Bankal
604	Region VII	Cebu	Mandaue City	Labogon
605	Region VII	Cebu	Minglanilla	Cuanos
606	Region VII	Cebu	Minglanilla	Manduang
607	Region VII	Cebu	Moalboal	Saavedra
608	Region VII	Cebu	Talisay City	Lawaan III
609	Region VII	Cebu	Talisay City	Maghaway
610	Region VII	Cebu	Talisay City	Pooc
611	Region VII	Cebu	Talisay City	San Roque
612	Region VII	Cebu	Talisay City	Tangke
613	Region VII	Cebu	Toledo City	Bato
614	Region VII	Cebu	Toledo City	Poog
615	Region VII	Negros Oriental	Canlaon City	Pula
616	Region VII	Negros Oriental	Santa Catalina	Milagrosa
617	Region VII	Negros Oriental	Santa Catalina	Nagbalaye
618	Region VII	Negros Oriental	Santa Catalina	Nagbinlod
619	Region VII	Negros Oriental	Santa Catalina	Talalak
620	Region VII	Negros Oriental	Siaton	Apoloy
621	Region VII	Negros Oriental	Siaton	Mantiquil
622	Region VIII	Eastern Samar	Arteche	Bigo
623	Region VIII	Eastern Samar	Arteche	Casidman
624	Region VIII	Eastern Samar	Arteche	Concepcion
625	Region VIII	Eastern Samar	Arteche	Tawagan
626	Region VIII	Eastern Samar	Arteche	Tebalawon
627	Region VIII	Eastern Samar	Can-avid	Camantang
628	Region VIII	Eastern Samar	Can-avid	Can-ilay
629	Region VIII	Eastern Samar	Can-avid	Obong
630	Region VIII	Eastern Samar	Can-avid	Salvacion
631	Region VIII	Eastern Samar	Dolores	San Pascual
632	Region VIII	Eastern Samar	Jipapad	Agsaman
633	Region VIII	Eastern Samar	Jipapad	Cagmanaba
634	Region VIII	Eastern Samar	Jipapad	Dorillo
635	Region VIII	Eastern Samar	Jipapad	Roxas
636	Region VIII	Eastern Samar	Jipapad	San Roque
637	Region VIII	Leyte	Baybay City	Bunga
638	Region VIII	Leyte	Burauen	Roxas
639	Region VIII	Leyte	Burauen	Villa Aurora
640	Region VIII	Leyte	MacArthur	Oguisan

	REGION	PROVINCE	CITY/MUNICIPALITY	BARANGAYS
641	Region VIII	Leyte	MacArthur	San Vicente
642	Region VIII	Northern Samar	Bobon	E. Duran
643	Region VIII	Northern Samar	Catarman	Cal-igang
644	Region VIII	Northern Samar	Catarman	General Malvar
645	Region VIII	Northern Samar	Catarman	Mabini
646	Region VIII	Northern Samar	Catarman	McKinley
647	Region VIII	Northern Samar	Catarman	New Rizal
648	Region VIII	Northern Samar	Catarman	San Julian
649	Region VIII	Northern Samar	Catarman	Trangue
650	Region VIII	Northern Samar	Catubig	Hinagonoyan
651	Region VIII	Northern Samar	Catubig	Roxas
652	Region VIII	Northern Samar	Gamay	Bangon
653	Region VIII	Northern Samar	Gamay	Cadac-an (Calingnan)
654	Region VIII	Northern Samar	Gamay	G.M. Osias
655	Region VIII	Northern Samar	Gamay	Henogawe
656	Region VIII	Northern Samar	Gamay	Lonoy
657	Region VIII	Northern Samar	Gamay	Luneta
658	Region VIII	Northern Samar	Gamay	Rizal
659	Region VIII	Northern Samar	Lope de Vega	Bonifacio
660	Region VIII	Northern Samar	Lope de Vega	Cag-aguingay
661	Region VIII	Northern Samar	Lope de Vega	Cagamesarag
662	Region VIII	Northern Samar	Lope de Vega	Gen. Luna
663	Region VIII	Northern Samar	Lope de Vega	Henaronagan
664	Region VIII	Northern Samar	Lope de Vega	Maghipid
665	Region VIII	Northern Samar	Mapanas	Jubasan
666	Region VIII	Northern Samar	Mapanas	Magsaysay
667	Region VIII	Northern Samar	Mapanas	Naparasan
668	Region VIII	Northern Samar	Mapanas	Quezon
669	Region VIII	Northern Samar	Mapanas	Siljagon
670	Region VIII	Northern Samar	Palapag	Bagacay
671	Region VIII	Northern Samar	Palapag	Jangtud
672	Region VIII	Northern Samar	Palapag	Mabararas
673	Region VIII	Northern Samar	Palapag	Nagbobtad
674	Region VIII	Northern Samar	Palapag	Osmeña
675	Region VIII	Northern Samar	San Isidro	Happy Valley
676	Region VIII	Samar (Western Samar)	Calbayog City	Bayo
677	Region VIII	Samar (Western Samar)	Calbayog City	Dawo
678	Region VIII	Samar (Western Samar)	Calbayog City	Gasdo
679	Region VIII	Samar (Western Samar)	Calbayog City	Roxas I (Calbayog Dist)
680	Region VIII	Samar (Western Samar)	Catbalogan City	Albalate
681	Region VIII	Samar (Western Samar)	Catbalogan City	Bangon
682	Region VIII	Samar (Western Samar)	Catbalogan City	Cagudalo
683	Region VIII	Samar (Western Samar)	Catbalogan City	Cagutian
684	Region VIII	Samar (Western Samar)	Catbalogan City	Cawayan
685	Region VIII	Samar (Western Samar)	Catbalogan City	Libas
686	Region VIII	Samar (Western Samar)	Catbalogan City	Lobo

	REGION	PROVINCE	CITY/MUNICIPALITY	BARANGAYS
687	Region VIII	Samar (Western Samar)	Catbalogan City	Manguehay
688	Region VIII	Samar (Western Samar)	Catbalogan City	Palanyogon
689	Region VIII	Samar (Western Samar)	Catbalogan City	San Andres
690	Region VIII	Samar (Western Samar)	Catbalogan City	Totoringon
691	Region VIII	Samar (Western Samar)	Gandara	Mabuhay
692	Region VIII	Samar (Western Samar)	Jiabong	Bawang
693	Region VIII	Samar (Western Samar)	Jiabong	Bugho
694	Region VIII	Samar (Western Samar)	Jiabong	Casapa
695	Region VIII	Samar (Western Samar)	Jiabong	Cristina
696	Region VIII	Samar (Western Samar)	Jiabong	Dogongan
697	Region VIII	Samar (Western Samar)	Jiabong	Garcia
698	Region VIII	Samar (Western Samar)	Jiabong	Jidanao
699	Region VIII	Samar (Western Samar)	Jiabong	Lulugayan
700	Region VIII	Samar (Western Samar)	Jiabong	Mercedes
701	Region VIII	Samar (Western Samar)	Jiabong	Nagbac
702	Region VIII	Samar (Western Samar)	Jiabong	San Andres
703	Region VIII	Samar (Western Samar)	Jiabong	San Fernando
704	Region VIII	Samar (Western Samar)	Jiabong	San Miguel
705	Region VIII	Samar (Western Samar)	Motiong	Angyap
706	Region VIII	Samar (Western Samar)	Motiong	Bonga
707	Region VIII	Samar (Western Samar)	Motiong	Canatuan
708	Region VIII	Samar (Western Samar)	Motiong	Candomacol
709	Region VIII	Samar (Western Samar)	Motiong	Capaysagan
710	Region VIII	Samar (Western Samar)	Motiong	Caulayanan
711	Region VIII	Samar (Western Samar)	Motiong	Inalad
712	Region VIII	Samar (Western Samar)	Motiong	Linonoban
713	Region VIII	Samar (Western Samar)	Motiong	Mararangsi
714	Region VIII	Samar (Western Samar)	Motiong	Maypange
715	Region VIII	Samar (Western Samar)	Motiong	Pamamasan
716	Region VIII	Samar (Western Samar)	Paranas	Cantao-an
717	Region VIII	Samar (Western Samar)	Paranas	Concepcion
718	Region VIII	Samar (Western Samar)	Paranas	Jose Roño (Canligues)
719	Region VIII	Samar (Western Samar)	Paranas	Mangcal
720	Region VIII	Samar (Western Samar)	Paranas	Minarog
721	Region VIII	Samar (Western Samar)	Paranas	Paco
722	Region VIII	Samar (Western Samar)	Paranas	Salay
723	Region VIII	Samar (Western Samar)	Paranas	Santo Niño
724	Region VIII	Samar (Western Samar)	Paranas	Sulopan
725	Region VIII	Samar (Western Samar)	Paranas	Tutubigan
726	Region VIII	Samar (Western Samar)	San Jorge	Blanca Aurora
727	Region VIII	Samar (Western Samar)	San Jorge	Bungliw
728	Region VIII	Samar (Western Samar)	San Jorge	Cabugao
729	Region VIII	Samar (Western Samar)	San Jorge	Cag-olo-olo
730	Region VIII	Samar (Western Samar)	San Jorge	Cogtoto-og
731	Region VIII	Samar (Western Samar)	San Jorge	Guadalupe
732	Region VIII	Samar (Western Samar)	San Jorge	Hernandez

	REGION	PROVINCE	CITY/MUNICIPALITY	BARANGAYS
733	Region VIII	Samar (Western Samar)	San Jorge	Janipon
734	Region VIII	Samar (Western Samar)	San Jorge	Matalud
735	Region VIII	Samar (Western Samar)	San Jorge	Mobo-ob
736	Region VIII	Samar (Western Samar)	San Jorge	Sinit-an
737	Region VIII	Samar (Western Samar)	San Jorge	Tomogbong
738	Region VIII	Samar (Western Samar)	San Jose de Buan	Babaclayon
739	Region VIII	Samar (Western Samar)	San Jose de Buan	Hiduroma
740	Region VIII	Samar (Western Samar)	San Jose de Buan	Hilumot
741	Region IX	Zamboanga del Norte	Mutia	New Siquijor
742	Region IX	Zamboanga del Norte	Mutia	Tubac
743	Region IX	Zamboanga del Sur	Bayog	Balukbahan
744	Region IX	Zamboanga del Sur	Bayog	Liba
745	Region IX	Zamboanga del Sur	Bayog	Matin-ao
746	Region IX	Zamboanga del Sur	Josefina	Bogo Calabat
747	Region IX	Zamboanga del Sur	Josefina	Dawa
748	Region IX	Zamboanga del Sur	Josefina	Ebarle
749	Region IX	Zamboanga del Sur	Josefina	Mansanas
750	Region IX	Zamboanga del Sur	Josefina	Moradji
751	Region IX	Zamboanga del Sur	Josefina	Nemeño
752	Region IX	Zamboanga del Sur	Josefina	Nopulan (Prk 6)
753	Region IX	Zamboanga del Sur	Josefina	Sebukang (Prk 3)
754	Region IX	Zamboanga del Sur	Josefina	Tagaytay Hill
755	Region IX	Zamboanga del Sur	Josefina	Upper Bagong Tudela (Pob)
756	Region IX	Zamboanga del Sur	Mahayag	Diwan
757	Region IX	Zamboanga del Sur	Molave	Ariosa
758	Region IX	Zamboanga del Sur	Molave	Bagong Gutlang
759	Region IX	Zamboanga del Sur	Molave	Dalaon
760	Region IX	Zamboanga del Sur	Molave	Santo Rosario
761	Region IX	Zamboanga del Sur	Tambulig	Bag-ong Kauswagan
762	Region IX	Zamboanga del Sur	Tambulig	Bag-ong Tabogon
763	Region IX	Zamboanga del Sur	Tambulig	Dimalinao
764	Region IX	Zamboanga del Sur	Tambulig	Libato
765	Region IX	Zamboanga del Sur	Tambulig	Lower Liasan
766	Region IX	Zamboanga del Sur	Tambulig	Maya-maya
767	Region IX	Zamboanga del Sur	Tambulig	Pelocoban
768	Region IX	Zamboanga del Sur	Tambulig	Upper Liason
769	Region IX	Zamboanga del Sur	Tigbao	Tigbao
770	Region IX	Zamboanga Sibugay	Kabasalan	Peñaranda
771	Region IX	Zamboanga Sibugay	Naga	Tipan
772	Region X	Bukidnon	Kibawe	Kisawa
773	Region X	Bukidnon	Manolo Fortich	Guilang-Guilang
774	Region X	Bukidnon	San Fernando	Malayanan
775	Region X	Bukidnon	San Fernando	Namnam
776	Region X	Lanao del Norte	Iligan City	Kalilangan
777	Region X	Lanao del Norte	Iligan City	Mainit
778	Region X	Lanao del Norte	Iligan City	Panoroganan

	REGION	PROVINCE	CITY/MUNICIPALITY	BARANGAYS
779	Region X	Lanao del Norte	Iligan City	Rogongon
780	Region X	Misamis Occidental	Calamba	Bunawan
781	Region X	Misamis Occidental	Calamba	Dacapan Bajo
782	Region X	Misamis Occidental	Calamba	Dapacan Alto
783	Region X	Misamis Occidental	Calamba	Libertad
784	Region X	Misamis Occidental	Calamba	Mauswagon
785	Region X	Misamis Occidental	Calamba	Siloy
786	Region X	Misamis Occidental	Calamba	Singalat
787	Region X	Misamis Occidental	Calamba	Sulipat
788	Region X	Misamis Occidental	Concepcion	Lingatongan
789	Region X	Misamis Occidental	Concepcion	Marugang
790	Region X	Misamis Occidental	Concepcion	New Casul
791	Region X	Misamis Occidental	Concepcion	Upper Dapitan
792	Region X	Misamis Occidental	Concepcion	Upper Dioyo
793	Region X	Misamis Occidental	Don Victoriano Chiongbian	Gandawan
794	Region X	Misamis Occidental	Don Victoriano Chiongbian	Petianan
795	Region X	Misamis Occidental	Lopez Jaena	Bagong Silang
796	Region X	Misamis Occidental	Lopez Jaena	Mabas
797	Region X	Misamis Occidental	Oroquieta City	Mialen
798	Region X	Misamis Occidental	Sapang Dalaga	Bautista
799	Region X	Misamis Occidental	Sapang Dalaga	Capundag
800	Region X	Misamis Occidental	Sapang Dalaga	Locus
801	Region X	Misamis Occidental	Sapang Dalaga	Medallo
802	Region X	Misamis Occidental	Sapang Dalaga	Sinaad
803	Region X	Misamis Occidental	Sapang Dalaga	Upper Bautista
804	Region X	Misamis Occidental	Sapang Dalaga	Ventura
805	Region X	Misamis Occidental	Tangub City	Baluk
806	Region X	Misamis Occidental	Tangub City	Bongabong
807	Region X	Misamis Occidental	Tangub City	Matugnaw
808	Region X	Misamis Occidental	Tangub City	Salimpuno
809	Region XI	Davao City (HUC)	Davao City	Mahayag
810	Region XI	Davao de Oro	Laak	Amor Cruz
811	Region XI	Davao de Oro	Laak	Longanapan (Sitio Baubo)
812	Region XI	Davao de Oro	Maco	Dumlan
813	Region XI	Davao de Oro	Maco	Elizalde (Somil)
814	Region XI	Davao de Oro	Maco	Limbo
815	Region XI	Davao de Oro	Maco	New Leyte
816	Region XI	Davao de Oro	Maco	New Visayas
817	Region XI	Davao de Oro	Maco	Panibasan
818	Region XI	Davao de Oro	Maco	Panoraon
819	Region XI	Davao de Oro	Maco	Tagbaros
820	Region XI	Davao de Oro	Maco	Teresa
821	Region XI	Davao de Oro	Maragusan	Mauswagon
822	Region XI	Davao de Oro	Maragusan	New Albay
823	Region XI	Davao de Oro	Maragusan	New Panay
824	Region XI	Davao de Oro	Maragusan	Paloc

	REGION	PROVINCE	CITY/MUNICIPALITY	BARANGAYS
825	Region XI	Davao de Oro	Maragusan	Parasanon
826	Region XI	Davao de Oro	Maragusan	Tandik
827	Region XI	Davao de Oro	Maragusan	Tigbao
828	Region XI	Davao de Oro	Mawab	Bawani
829	Region XI	Davao de Oro	Mawab	Nueva Visayas
830	Region XI	Davao de Oro	Mawab	Saosao
831	Region XI	Davao de Oro	Monkayo	Awao
832	Region XI	Davao de Oro	Monkayo	Babag
833	Region XI	Davao de Oro	Monkayo	Baylo
834	Region XI	Davao de Oro	Monkayo	Haguimitan
835	Region XI	Davao de Oro	Monkayo	Inambatan
836	Region XI	Davao de Oro	Monkayo	Macopa
837	Region XI	Davao de Oro	Monkayo	Mamunga
838	Region XI	Davao de Oro	Monkayo	Naboc
839	Region XI	Davao de Oro	Monkayo	Olaycon
840	Region XI	Davao de Oro	Monkayo	Pasian (Santa Filomena)
841	Region XI	Davao de Oro	Monkayo	Tubo-Tubo (New Del Monte)
842	Region XI	Davao de Oro	Monkayo	Union
843	Region XI	Davao de Oro	Montevista	Camansi
844	Region XI	Davao de Oro	Montevista	Canidkid
845	Region XI	Davao de Oro	Montevista	Dauman
846	Region XI	Davao de Oro	Nabunturan	Matilo
847	Region XI	Davao de Oro	Nabunturan	Sasa
848	Region XI	Davao de Oro	New Bataan	Batinao
849	Region XI	Davao de Oro	New Bataan	Cogonon
850	Region XI	Davao de Oro	New Bataan	Katipunan
851	Region XI	Davao de Oro	New Bataan	Magsaysay
852	Region XI	Davao de Oro	New Bataan	Panag
853	Region XI	Davao de Oro	Pantukan	Tambongon
854	Region XI	Davao del Norte	Carmen	Mabuhay
855	Region XI	Davao del Norte	New Corella	Del Monte
856	Region XI	Davao del Norte	Talaingod	Dagohoy
857	Region XI	Davao del Norte	Talaingod	Palma Gil
858	Region XI	Davao del Sur	Magsaysay	Bacungan
859	Region XI	Davao del Sur	Magsaysay	Glamang
860	Region XI	Davao del Sur	Magsaysay	Tagaytay
861	Region XI	Davao Occidental	Don Marcelino	Baluntaya
862	Region XI	Davao Occidental	Don Marcelino	Kinanga
863	Region XI	Davao Occidental	Don Marcelino	Lanao
864	Region XI	Davao Occidental	Don Marcelino	Linadasan
865	Region XI	Davao Occidental	Don Marcelino	Talagutong (Pob.)
866	Region XI	Davao Occidental	Malita	Demoloc
867	Region XI	Davao Occidental	Malita	Lagumit
868	Region XI	Davao Occidental	Malita	Little Baguio
869	Region XI	Davao Occidental	Malita	Macol
870	Region XI	Davao Occidental	Malita	Pangaleon

	REGION	PROVINCE	CITY/MUNICIPALITY	BARANGAYS
871	Region XI	Davao Oriental	Baganga	Batawan
872	Region XI	Davao Oriental	Baganga	Mahanub
873	Region XI	Davao Oriental	Banaybanay	Pintatagan
874	Region XI	Davao Oriental	Boston	Caatihan
875	Region XI	Davao Oriental	Boston	Cabasagan
876	Region XI	Davao Oriental	Boston	Cawayanan
877	Region XI	Davao Oriental	Boston	Poblacion
878	Region XI	Davao Oriental	Boston	San Jose
879	Region XI	Davao Oriental	Boston	Sibajay
880	Region XI	Davao Oriental	Boston	Simulao
881	Region XI	Davao Oriental	Caraga	Pichon
882	Region XI	Davao Oriental	Cateel	Abijod
883	Region XI	Davao Oriental	Cateel	Aragon
884	Region XI	Davao Oriental	Cateel	Maglahus
885	Region XI	Davao Oriental	Cateel	San Alfonso
886	Region XII	Cotabato (North Cotabato)	Arakan	Allab
887	Region XII	Cotabato (North Cotabato)	Arakan	Anapolon
888	Region XII	Cotabato (North Cotabato)	Arakan	Ganatan
889	Region XII	Cotabato (North Cotabato)	Arakan	Katipunan
890	Region XII	Cotabato (North Cotabato)	Arakan	Maria Caridad
891	Region XII	Cotabato (North Cotabato)	Arakan	Meocan
892	Region XII	Cotabato (North Cotabato)	Arakan	Napalico
893	Region XII	Cotabato (North Cotabato)	Magpet	Gubatan
894	Region XII	Cotabato (North Cotabato)	Magpet	Kauswagan
895	Region XII	Cotabato (North Cotabato)	Makilala	Indangan
896	Region XII	Cotabato (North Cotabato)	Makilala	Kisante
897	Region XII	Cotabato (North Cotabato)	Makilala	New Bulatukan
898	Region XII	Sarangani	Alabel	Maribulan
899	Region XII	Sarangani	Alabel	Paraiso
900	Region XII	Sarangani	Maasim	Amsipit
901	Region XII	Sarangani	Maasim	Kamanga
902	Region XII	Sultan Kudarat	Bagumbayan	Monteverde
903	Region XII	Sultan Kudarat	Kalamansig	Bantogon (Santa Clara)
904	Region XII	Sultan Kudarat	Kalamansig	Datu Wasay
905	Region XII	Sultan Kudarat	Kalamansig	Hinalaan
906	Region XII	Sultan Kudarat	Sen Ninoy Aquino	Kuden (So Tamangan)
907	Region XII	Sultan Kudarat	Sen Ninoy Aquino	Nati
908	Region XII	Sultan Kudarat	Sen Ninoy Aquino	Tinalon
909	Region XIII	Agusan del Sur	Esperanza	Maasin
910	Region XIII	Agusan del Sur	Esperanza	San Vicente
911	Region XIII	Agusan del Sur	La Paz	Bataan
912	Region XIII	Agusan del Sur	La Paz	Halapitan
913	Region XIII	Agusan del Sur	Loreto	Nueva Gracia
914	Region XIII	Agusan del Sur	Loreto	San Isidro
915	Region XIII	Agusan del Sur	Loreto	San Vicente
916	Region XIII	Agusan del Sur	Loreto	Santa Teresa

	REGION	PROVINCE	CITY/MUNICIPALITY	BARANGAYS
917	Region XIII	Agusan del Sur	Loreto	Santo Niño
918	Region XIII	Agusan del Sur	Loreto	Waloe
919	Region XIII	Agusan del Sur	San Luis	Binicalan
920	Region XIII	Agusan del Sur	San Luis	Nuevo Trabajo
921	Region XIII	Agusan del Sur	San Luis	Policarpo
922	Region XIII	Agusan del Sur	San Luis	Santa Rita
923	Region XIII	Agusan del Sur	Santa Josefa	Angas
924	Region XIII	Agusan del Sur	Santa Josefa	Aurora
925	Region XIII	Agusan del Sur	Santa Josefa	Awao
926	Region XIII	Agusan del Sur	Santa Josefa	Concepcion
927	Region XIII	Agusan del Sur	Santa Josefa	Patrocinio
928	Region XIII	Agusan del Sur	Santa Josefa	San Jose
929	Region XIII	Agusan del Sur	Santa Josefa	Sayon
930	Region XIII	Agusan del Sur	Santa Josefa	Sta Isabel
931	Region XIII	Agusan del Sur	Sibagat	Villangit
932	Region XIII	Agusan del Sur	Trento	Langkila-an
933	Region XIII	Agusan del Sur	Trento	New Visayas
934	Region XIII	Agusan del Sur	Trento	Pangyan
935	Region XIII	Agusan del Sur	Trento	Pulang-lupa
936	Region XIII	Agusan del Sur	Veruela	Anitap
937	Region XIII	Agusan del Sur	Veruela	Bacay II
938	Region XIII	Agusan del Sur	Veruela	Binongan
939	Region XIII	Agusan del Sur	Veruela	Caigangan
940	Region XIII	Agusan del Sur	Veruela	Candiis
941	Region XIII	Agusan del Sur	Veruela	Del Monte
942	Region XIII	Agusan del Sur	Veruela	Don Mateo
943	Region XIII	Agusan del Sur	Veruela	Katipunan
944	Region XIII	Agusan del Sur	Veruela	La Fortuna
945	Region XIII	Agusan del Sur	Veruela	Limot
946	Region XIII	Agusan del Sur	Veruela	Magsaysay
947	Region XIII	Agusan del Sur	Veruela	Masayan
948	Region XIII	Agusan del Sur	Veruela	Sampaguita
949	Region XIII	Agusan del Sur	Veruela	San Gabriel
950	Region XIII	Agusan del Sur	Veruela	Santa Cruz
951	Region XIII	Agusan del Sur	Veruela	Santa Emelia
952	Region XIII	Agusan del Sur	Veruela	Sawagan
953	Region XIII	Agusan del Sur	Veruela	Sisimon
954	Region XIII	Surigao del Sur	Bislig City	San Roque (Cadanglasan)
955	Region XIII	Surigao del Sur	Cantilan	Cabangahan
956	Region XIII	Surigao del Sur	Madrid	Bayogo
957	Region XIII	Surigao del Sur	Tandag City	Buenavista
958	Region XIII	Surigao del Sur	Tandag City	Maticdum
959	Region XIII	Surigao del Sur	Tandag City	Pandanon