

SPECIAL EDITION

# Official Gazette

Edited at the Office of the President of the Philippines  
pursuant to Commonwealth Act No. 638 as amended by the Administrative Code of 1987

VOL. 118

Manila, Philippines, January 3, 2022

NO. 1

Republic of the Philippines  
**REPUBLIC ACT NO. 11639**

FISCAL YEAR

**2022**

## **General Appropriations Act VOLUME I-B**

Sustaining the Legacy of Real Change for the Future Generations



Republic of the Philippines  
GENERAL APPROPRIATIONS ACT, FY 2022  
January 1 - December 31, 2022  
VOLUME I - B

C O N T E N T S

|   | PAGE |
|---|------|
| XX. DEPARTMENT OF PUBLIC WORKS AND HIGHWAYS.....  | 1    |
| A. Office of the Secretary.....   | 1    |
| XXI. DEPARTMENT OF SCIENCE AND TECHNOLOGY.....  | 218  |
| A. Office of the Secretary.....   | 218  |
| B. Advanced Science and Technology Institute.....   | 223  |
| C. Food and Nutrition Research Institute.....   | 226  |
| D. Forest Products Research and Development Institute.....  | 229  |
| E. Industrial Technology Development Institute.....   | 232  |
| F. Metals Industry Research and Development Center.....   | 235  |
| G. National Academy of Science and Technology.....  | 238  |
| H. National Research Council of the Philippines.....  | 241  |
| I. Philippine Atmospheric, Geophysical and Astronomical<br>Services Administration.....               | 244  |
| J. Philippine Council for Agriculture, Aquatic and Natural<br>Resources Research and Development..... | 248  |
| K. Philippine Council for Health Research and Development.....  | 250  |
| L. Philippine Council for Industry, Energy and Emerging<br>Technology Research and Development.....   | 253  |
| M. Philippine Institute of Volcanology and Seismology.....  | 255  |
| N. Philippine Nuclear Research Institute.....   | 259  |
| O. Philippine Science High School.....  | 263  |
| P. Philippine Textile Research Institute.....   | 270  |
| Q. Science Education Institute.....   | 273  |
| R. Science and Technology Information Institute.....  | 275  |
| S. Technology Application and Promotion Institute.....  | 278  |
| XXII. DEPARTMENT OF SOCIAL WELFARE AND DEVELOPMENT.....   | 283  |
| A. Office of the Secretary.....   | 283  |
| B. Council for the Welfare of Children.....   | 302  |
| C. Inter-Country Adoption Board.....  | 304  |
| D. Juvenile Justice and Welfare Council.....  | 307  |
| E. National Anti-Poverty Commission .....   | 309  |
| F. National Commission on Indigenous Peoples .....  | 312  |
| G. National Council on Disability Affairs.....  | 328  |
| H. Presidential Commission for the Urban Poor.....  | 330  |
| XXIII. DEPARTMENT OF TOURISM.....   | 335  |

|         |  |     |
|---------|--|-----|
| A.      | Office of the Secretary.....                                   | 335 |
| B.      | Intramuros Administration.....                                 | 345 |
| C.      | National Parks Development Committee.....                      | 348 |
| XXIV.   | DEPARTMENT OF TRADE AND INDUSTRY.....                          | 352 |
| A.      | Office of the Secretary.....                                   | 352 |
| B.      | Board of Investments.....                                      | 370 |
| C.      | Construction Industry Authority of the Philippines.....        | 373 |
| D.      | Cooperative Development Authority .....                        | 376 |
| E.      | Design Center of the Philippines.....                          | 386 |
| F.      | Philippine Trade Training Center.....                          | 388 |
| G.      | Technical Education and Skills Development Authority.....      | 390 |
| XXV.    | DEPARTMENT OF TRANSPORTATION.....                              | 401 |
| A.      | Office of the Secretary.....                                   | 401 |
| B.      | Civil Aeronautics Board.....                                   | 424 |
| C.      | Maritime Industry Authority.....                               | 427 |
| D.      | Office of Transportation Cooperatives.....                     | 431 |
| E.      | Office for Transportation Security.....                        | 433 |
| F.      | Philippine Coast Guard.....                                    | 435 |
| G.      | Toll Regulatory Board.....                                     | 445 |
| XXVI.   | NATIONAL ECONOMIC AND DEVELOPMENT AUTHORITY.....               | 449 |
| A.      | Office of the Secretary.....                                   | 449 |
| B.      | Commission on Population and Development.....                  | 462 |
| C.      | Philippine National Volunteer Service Coordinating Agency..... | 469 |
| D.      | Public-Private Partnership Center of the Philippines.....      | 472 |
| E.      | Philippine Statistical Research and Training Institute.....    | 475 |
| F.      | Philippine Statistics Authority.....                           | 477 |
| G.      | Tariff Commission.....   | 489 |
| XXVII.  | PRESIDENTIAL COMMUNICATIONS OPERATIONS OFFICE.....             | 494 |
| A.      | Presidential Communications Operations Office (Proper).....    | 494 |
| B.      | Bureau of Broadcast Services.....                              | 496 |
| C.      | Bureau of Communications Services.....                         | 499 |
| D.      | National Printing Office.....                                  | 501 |
| E.      | News and Information Bureau.....                               | 503 |
| F.      | Philippine Information Agency.....                             | 506 |
| G.      | Presidential Broadcast Staff (RTVM).....                       | 508 |
| XXVIII. | OTHER EXECUTIVE OFFICES.....                                   | 513 |
| A.      | Anti-Money Laundering Council.....                             | 513 |
| B.      | Anti-Red Tape Authority.....                                   | 514 |
| C.      | Climate Change Commission.....                                 | 517 |
| D.      | Commission on Filipinos Overseas.....                          | 519 |
| E.      | Commission on Higher Education.....                            | 522 |

|         |  |     |
|---------|--|-----|
| F.      | Commission on the Filipino Language.....                                   | 529 |
| G.      | Dangerous Drugs Board.....   | 531 |
| H.      | Energy Regulatory Commission.....  | 535 |
| I.      | Film Development Council of the Philippines.....                           | 537 |
| J.      | Games and Amusements Board.....  | 540 |
| K.      | Governance Commission for Government-Owned or Controlled Corporations..... | 542 |
| L.      | Mindanao Development Authority .....                                       | 545 |
| M.      | Movie and Television Review and Classification Board.....                  | 547 |
| N.      | National Commission for Culture and the Arts.....                          | 549 |
| N.1     | National Commission for Culture and the Arts (Proper).....                 | 549 |
| N.2     | National Historical Commission of the Philippines.....                     | 552 |
| N.3     | National Library of the Philippines.....                                   | 556 |
| N.4     | National Archives of the Philippines.....                                  | 559 |
| O.      | National Commission of Senior Citizens.....                                | 562 |
| P.      | National Intelligence Coordinating Agency.....                             | 564 |
| Q.      | National Security Council.....   | 567 |
| R.      | Office of the Presidential Adviser on the Peace Process.....               | 569 |
| S.      | Optical Media Board .....  | 573 |
| T.      | Philippine Competition Commission .....                                    | 575 |
| U.      | Philippine Drug Enforcement Agency.....                                    | 577 |
| V.      | Philippine Racing Commission.....  | 580 |
| W.      | Philippine Space Agency.....   | 583 |
| X.      | Philippine Sports Commission.....  | 585 |
| Y.      | Presidential Legislative Liason Office.....                                | 589 |
| Z.      | Presidential Management Staff .....  | 591 |
| XXIX.   | JOINT LEGISLATIVE-EXECUTIVE COUNCILS.....                                  | 597 |
| A.      | Legislative-Executive Development Advisory Council.....                    | 597 |
| XXX.    | THE JUDICIARY.....   | 600 |
| A.      | Supreme Court of the Philippines and the Lower Courts.....                 | 600 |
| B.      | Presidential Electoral Tribunal.....                                       | 604 |
| C.      | Sandiganbayan.....   | 606 |
| D.      | Court of Appeals.....  | 610 |
| E.      | Court of Tax Appeals.....  | 613 |
| XXXI.   | CIVIL SERVICE COMMISSION.....  | 617 |
| A.      | Civil Service Commission.....  | 617 |
| B.      | Career Executive Service Board.....  | 628 |
| XXXII.  | COMMISSION ON AUDIT.....   | 633 |
| XXXIII. | COMMISSION ON ELECTIONS.....   | 648 |
| XXXIV.  | OFFICE OF THE OMBUDSMAN.....   | 655 |



|        |  |     |
|--------|--|-----|
| XXXV.  | COMMISSION ON HUMAN RIGHTS.....                                      | 660 |
| A.     | Commission on Human Rights .....                                     | 660 |
| B.     | Human Rights Violations Victims' Memorial Commission.....            | 663 |
| XXXVI. | BUDGETARY SUPPORT TO GOVERNMENT CORPORATIONS.....                    | 668 |
| A.     | DEPARTMENT OF AGRICULTURE.....                                       | 668 |
| A.1    | National Dairy Authority.....  | 668 |
| A.2    | National Food Authority .....  | 670 |
| A.3    | National Tobacco Administration .....                                | 671 |
| A.4    | Philippine Coconut Authority.....                                    | 672 |
| A.5    | Philippine Fisheries Development Authority.....                      | 674 |
| A.6    | Philippine Rice Research Institute.....                              | 676 |
| A.7    | Sugar Regulatory Administration .....                                | 677 |
| B.     | DEPARTMENT OF ENERGY.....  | 679 |
| B.1    | National Electrification Administration.....                         | 679 |
| B.2    | National Power Corporation.....                                      | 681 |
| C.     | DEPARTMENT OF ENVIRONMENT AND NATURAL RESOURCES .....                | 682 |
| C.1    | Laguna Lake Development Authority .....                              | 682 |
| D.     | DEPARTMENT OF FINANCE .....  | 683 |
| D.1    | Philippine Crop Insurance Corporation.....                           | 683 |
| D.2    | Philippine Tax Academy.....  | 684 |
| E.     | DEPARTMENT OF HEALTH.....  | 686 |
| E.1    | Lung Center of the Philippines.....                                  | 686 |
| E.2    | National Kidney and Transplant Institute.....                        | 687 |
| E.3    | Philippine Children's Medical Center.....                            | 688 |
| E.4    | Philippine Health Insurance Corporation .....                        | 690 |
| E.5    | Philippine Heart Center.....   | 692 |
| E.6    | Philippine Institute of Traditional and Alternative Health Care..... | 693 |
| F.     | DEPARTMENT OF HUMAN SETTLEMENTS AND URBAN DEVELOPMENT.....           | 694 |
| F.1    | National Home Mortgage Finance Corporation.....                      | 694 |
| F.2    | National Housing Authority.....                                      | 696 |
| F.3    | Social Housing Finance Corporation.....                              | 698 |
| G.     | DEPARTMENT OF PUBLIC WORKS AND HIGHWAYS.....                         | 699 |
| G.1    | Local Water Utilities Administration.....                            | 699 |
| H.     | DEPARTMENT OF TOURISM.....   | 700 |
| H.1    | Tourism Infrastructure and Enterprise Zone Authority.....            | 700 |
| I.     | DEPARTMENT OF TRADE AND INDUSTRY.....                                | 702 |
| I.1    | Aurora Pacific Economic Zone and Freeport Authority.....             | 702 |
| I.2    | Center for International Trade Expositions and Missions.....         | 703 |
| I.3    | Small Business Corporation.....                                      | 704 |

|   |   |     |
|---|---|-----|
| J.  | DEPARTMENT OF TRANSPORTATION.....                             | 706 |
| J.1   | Civil Aviation Authority of the Philippines.....              | 706 |
| J.2   | Light Rail Transit Authority.....                             | 707 |
| J.3   | Philippine National Railways.....                             | 708 |
| K.  | NATIONAL ECONOMIC AND DEVELOPMENT AUTHORITY.....              | 709 |
| K.1   | Philippine Institute for Development Studies.....             | 709 |
| L.  | PRESIDENTIAL COMMUNICATIONS OPERATIONS OFFICE.....            | 711 |
| L.1   | Intercontinental Broadcasting Corporation.....                | 711 |
| L.2   | People's Television Network, Incorporated.....                | 712 |
| M.  | OTHER EXECUTIVE OFFICES.....                                  | 713 |
| M.1   | Authority of the Freeport Area of Bataan.....                 | 713 |
| M.2   | Bases Conversion and Development Authority.....               | 714 |
| M.3   | Cagayan Economic Zone Authority.....                          | 715 |
| M.4   | Credit Information Corporation.....                           | 716 |
| M.5   | Cultural Center of the Philippines.....                       | 717 |
| M.6   | Development Academy of the Philippines.....                   | 719 |
| M.7   | National Irrigation Administration.....                       | 721 |
| M.8   | Philippine Center for Economic Development.....               | 726 |
| M.9   | Philippine Postal Corporation.....                            | 727 |
| M.10  | Southern Philippines Development Authority.....               | 728 |
| M.11  | Subic Bay Metropolitan Authority.....                         | 729 |
| M.12  | Zamboanga City Special Economic Zone Authority.....           | 731 |
| N.  | BUDGETARY SUPPORT TO GOVERNMENT CORPORATIONS - OTHERS.....    | 732 |
| XXXVII.   | ALLOCATIONS TO LOCAL GOVERNMENT UNITS.....                    | 737 |
| A.  | Metropolitan Manila Development Authority.....                | 737 |
| B.  | Special Shares of LGUs in the Proceeds of National Taxes..... | 746 |
| C.  | Local Government Support Fund.....                            | 748 |
| D.  | Special Shares of LGUs in the Proceeds of Fire Code Fees..... | 750 |
| E.  | Barangay Officials Death Benefits .....                       | 751 |
| F.  | Bangsamoro Autonomous Region in Muslim Mindanao (BARMM).....  | 752 |
| XXXVIII.  | CONTINGENT FUND.....  | 755 |
| XXXIX.  | MISCELLANEOUS PERSONNEL BENEFITS FUND.....                    | 758 |
| XL.   | NATIONAL DISASTER RISK REDUCTION AND MANAGEMENT FUND.....     | 762 |
| XLI.  | PENSION AND GRATUITY FUND.....                                | 765 |
| XLII.   | UNPROGRAMMED APPROPRIATIONS.....                              | 768 |
| Budgets of Department of Energy Attached Corporations |   |     |
| I.  | National Electrification Administration.....                  | 776 |
| II.   | National Power Corporation.....                               | 778 |

|   |      |
|---|------|
| III. Philippine National Oil Company.....   | 782  |
| General Provisions.....   | 784  |
| President's Veto Message.....   | 807  |
| Summary of FY 2021 New Appropriations.....  | 825  |
| ANNEXES   |      |
| A. Automatic Appropriations.....  | 841  |
| B. Debt Service-Principal Amortization.....   | 842  |
| Department of Agriculture - Farm to Market Roads.....   | 843  |
| Department of Education - Non-Implementing Unit Secondary Schools.....  | 859  |
| Department of Health - Health Facilities Enhancement Program (HFEP).....  | 983  |
| List of Beneficiaries of the Support to the Barangay Development Program of the<br>National Task Force to the End Local Communist Armed Conflict (NTF-Elcac)..... | 1037 |

**XX. DEPARTMENT OF PUBLIC WORKS AND HIGHWAYS****A. OFFICE OF THE SECRETARY**

For general administration and support, support to operations, and operations including locally-funded and foreign-assisted projects, as indicated hereunder . . . . . P 785,725,522,000

**New Appropriations, by Program/Projects**

|   | Current Operating Expenditures |  |                          |                          |
|---|--------------------------------|--|--------------------------|--------------------------|
|   | Personnel Services             | Maintenance and Other Operating Expenses | Capital Outlays          | Total                    |
| <b>PROGRAMS</b>                         |                                |  |                          |                          |
| General Administration and Support      | P 8,754,928,000                | P 641,728,000                            | P 1,008,187,000          | P 10,404,843,000         |
| Support to Operations                   | 939,139,000                    | 4,708,376,000                            | 2,660,902,000            | 8,308,417,000            |
| Operations                              |                                |  | <u>767,012,262,000</u>   | <u>767,012,262,000</u>   |
| ASSET PRESERVATION PROGRAM              |                                |  | 117,481,826,000          | 117,481,826,000          |
| NETWORK DEVELOPMENT PROGRAM             |                                |  | 126,950,442,000          | 126,950,442,000          |
| BRIDGE PROGRAM                          |                                |  | 25,382,854,000           | 25,382,854,000           |
| FLOOD MANAGEMENT PROGRAM                |                                |  | 128,966,729,000          | 128,966,729,000          |
| LOCAL PROGRAM                           |                                |  | 15,433,220,000           | 15,433,220,000           |
| CONVERGENCE AND SPECIAL SUPPORT PROGRAM |                                |  | <u>352,797,191,000</u>   | <u>352,797,191,000</u>   |
| <b>TOTAL NEW APPROPRIATIONS</b>         | <u>P 9,694,067,000</u>         | <u>P 5,350,104,000</u>                   | <u>P 770,681,351,000</u> | <u>P 785,725,522,000</u> |

**Special Provision(s)**

1. **Assessments and Other Collections.** The DPWH is authorized to assess service utilities and franchise holders or any other corporation, entity or person, which may cause damage to public works or highway projects, the estimated amount for the reconstruction, restoration or renovation of the damaged infrastructure. The proceeds therefrom shall be deposited with the National Treasury and recorded as trust receipts in accordance with E. O. No. 338, s. 1996.

Other collections by the DPWH such as liquidated damages due from suppliers, consultants or contractors shall be deposited with the National Treasury as income of the General Fund pursuant to Section 44, Chapter 5, Book VI of E.O. No. 292, s. 1987.

2. **Public-Private Partnership Infrastructure Projects.** The amount appropriated herein for the Public-Private Partnership Strategic Support Fund shall be used for payment of: (i) right-of-way acquisition expenses under R.A. No. 8974 and R.A. No. 10752 and other laws of the land; (ii) fees and charges as may be imposed by BIR in accordance with the existing tax rules; (iii) incidental expenses that may be imposed by National Government Agencies, GOCCs, LGUs and the courts for the transfer of land titles in the name of the Republic of the Philippines or annotation of its liens and encumbrances, certification fee and fee for issuance of certified true copy of documents; (iv) just compensation and other expenses related to expropriation proceedings, notarization of documents, land appraisal, subdivision and titling of partially affected lots; (v) fees and/or expenses for variation orders, transaction advisors, feasibility studies, business case studies, or independent consultants; and (vi) reimbursements to the Project Development and Monitoring Facility Fund for the following projects:

- (a) Cavite-Laguna Expressway Project;
- (b) Ninoy Aquino International Airport Expressway;
- (c) North Luzon Expressway - South Luzon Expressway (NLEX-SLEX) Connector Road;
- (d) Tarlac-Pangasinan-La Union Toll Expressway;
- (e) Daang Hari-SLEX Link Road;
- (f) Central Luzon Link Expressway, Phase II;
- (g) Davao Bypass;

- (h) Davao-Digos Expressway Project;
- (i) Dingalan-Capas-Botolan Expressway Project;
- (j) DPWH-Central Office Building;
- (k) Iloilo-Capiz-Aklan Expressway;
- (l) Kennon Road Project;
- (m) Laguna Lakeshore Expressway Dikey;
- (n) Metro Cebu Expressway;
- (o) Mindoro-Batangas Super Bridge;
- (p) NLEX East Phase I and II;
- (q) Opol-Naawan Expressway Project;
- (r) Pacific Eastern Seaboard Expressway;
- (s) Pangasinan-Nueva Ecija Expressway;
- (t) Plaridel Bypass Toll Road Project;
- (u) Quirino Highway Project; and
- (v) Villanueva-Cagayan de Oro-Opol Expressway.

In no case shall said amount be used for the unsolicited projects and payment of the private partner's financial obligations which the government has guaranteed.

3. **Tourism Road Infrastructure Program.** The amount appropriated herein for Access Roads leading to Declared Tourism Destinations under the Tourism Road Infrastructure Program shall be used for the construction, reconstruction, upgrading, and improvement of roads and bridges jointly identified by the DPWH and the DOT based on the technical criteria and priority areas in support of the National Tourism Development Plan, and which are not yet covered by other funding sources.

4. **Roads Leveraging Linkages of Industry and Trade (ROLL IT) Program.** The amount appropriated herein for the Access Roads Leading to Trades, Industries and Economic Zones under the ROLL IT Program shall be used for the construction, reconstruction, upgrading, and improvement of roads and bridges jointly identified by the DPWH and the DTI based on the technical criteria and priority areas in support of the Philippine Inclusive Innovation Industrial Strategy (I3S) and Comprehensive National Industrial Strategy, and which are not yet covered by other funding sources.

5. **Tatag ng Imprastruktura para sa Kapayapaan at Seguridad (TIKAS) Program.** The amount appropriated herein for various infrastructure in support of national security under the TIKAS Program shall be used to cover the construction, rehabilitation, upgrading, and improvement of facilities for the military and police jointly identified by the DPWH and DND or PNP, based on the technical criteria and priority areas in order to enhance the facility capability and readiness of the military and police in providing a secured environment conducive for national development and overall increase in quality of life.

6. **Basic Infrastructure Program.** The amount appropriated herein for the implementation of the Basic Infrastructure Program shall be subject to the following:

- (a) Engineering and Administrative Overhead (EAO) expenses shall not exceed one percent (1%) of the project cost;
- (b) compliance with the standards, designs, or specifications including universal design standards set by law, such as B.P. Blg. 344 (Accessibility Law) and R.A. No. 6541 (National Building Code of The Philippines) and the following agencies: (i) DPWH for local roads and bridges, flood control and drainage systems, or multi-purpose buildings; (ii) DPWH and Local Water Utilities Administration for Levels 2 and 3 water supply systems; or (iii) DPWH and DepEd or CHED, as the case may be, for classrooms, school buildings or academic buildings; and
- (c) turnover of the management and ownership of the infrastructure projects upon completion thereof to LGUs, which shall shoulder the maintenance and repair costs.

7. **Infrastructure Projects.** In the implementation of infrastructure projects, the DPWH may consider the following:

- (a) clustering or de-clustering in the procurement of infrastructure projects for cost efficiency and effective management with due compliance with R.A. No. 9184 and its IRR and the guidelines issued by the GPPB;
- (b) adoption of standards for various hazards, global warming or climate change in the feasibility study, design and detailed engineering works of all infrastructure projects, in coordination with the Climate Change Commission;
- (c) provision of bike lanes and pedestrian-safe sidewalks as well as roadside tree planting; and
- (d) use of available and cost-effective Coconet Bio-Engineering Solution for soil erosion control and slope stabilization.

8. **Inclusion of Active Transportation Facilities in all Road and Bridge Projects.** All projects pertaining to the construction, preventive maintenance, rehabilitation, reconstruction, upgrading, off-carriageway improvement, widening and/or paving of primary, secondary, tertiary, bypass and diversion roads, and the construction, widening, or replacement of bridges, shall be so designed and implemented as to include protected lanes for pedestrians and bicycles/light mobility vehicles, in accordance with E.O. No. 774, s. 2008, NEDA Board Resolution No. 5, s. 2017, and all applicable guidelines issued by the executive branch on promoting active transportation. Pedestrian crossings shall by default be at-grade for the inclusion of persons with disability, senior citizens, pregnant women, children with strollers, tourists with luggage, and parents with children, consistent with public health and safety regulations..

9. **Pedestrian Refuge Island.** The DPWH shall provide pedestrian refuge islands along existing national roads. For new roads to be constructed, the DPWH shall include the provision for pedestrian refuge island in the design and program cost of road construction projects. The island shall be installed at accident-prone areas and other areas where there are concentration of pedestrians to provide additional safety measures to pedestrians crossing the national road. This provision shall be subject to the guidelines of DPWH.

10. **Restriction on Delegation of Project Implementation.** To ensure the efficient implementation of infrastructure projects, the DPWH may delegate in the following instances: (i) the AFP Corps of Engineers in high transportation security risk areas; (ii) inter-department or inter-agency projects; and (iii) LGUs with the capability to implement projects either by administration or contract as determined by DPWH, subject to the overall technical supervision of the DPWH.

In addition, for the National Sewerage and Septage Management Program, the DPWH shall: (i) provide the technical requirements; (ii) ensure that the contractors to be engaged by the LGUs are technically capable; and (iii) regularly monitor the Program.

11. **LGU Infrastructure Capacity Program.** The DPWH shall assess and conduct infrastructure capacity building programs to enable LGUs to effectively implement infrastructure projects.

12. **Special Road Fund.** The amount appropriated herein for the Special Road Fund constituting the amount collected by virtue of R.A. No. 8794, as amended by R.A. No. 11239, shall be automatically credited to a Special Account in the General Fund of the National Treasury, constituted as the Special Road Fund, and shall be earmarked solely for the construction, upgrading, repair, and rehabilitation of roads, bridges, and road drainage.

13. **Right-of-Way Acquisitions and Payments of Contractual Obligations.** The amount appropriated herein shall be used exclusively for right-of-way expenses under R.A. No. 10752 and other contractual obligations of the DPWH, relative to the implementation of infrastructure projects. The DPWH shall pursue that all ROW expenses are settled before the commencement of projects.

Release of funds shall be subject to the submission of the list of claimants with the corresponding projects and amounts certified correct by the DPWH and a Special Budget pursuant to Section 35, Chapter 5, Book VI of E.O. No. 292.

14. **Project Related Expenses.** For infrastructure projects costing more than One Million Pesos (P1,000,000), the DPWH is authorized to deduct, but not to exceed the following percentages of the project cost, to be used for: (i) EAO expenses and (ii) MOOE:

- (a) three and one-half percent (3.5%) for releases to the Central Office;
- (b) two and one-half percent (2.5%) for releases to the Regional Offices (ROs);
- (c) two percent (2%) for releases to the District Engineering Offices (DEOs);
- (d) one percent (1%) for infrastructure projects under the Basic Infrastructure Program undertaken by the Central Office, ROs and DEOs; *Provided*, That the 1% EAO shall be given only to the implementing unit, regardless where the fund was released; or
- (e) one-half percent (0.5%) for infrastructure projects of other agencies undertaken by the Central Office, ROs or DEOs.

For EAO expenses, the same shall be limited to: (i) administrative overhead including the hiring of individuals engaged through job orders or contracts of service or such other engagement of personnel without any employer-employee relationship; (ii) pre-construction activities after detailed engineering; (iii) construction project management; (iv) testing and quality control; (v) acquisition, rehabilitation and repair of related equipment and parts; and (vi) contingencies in relation to pre-construction activities. The EAO expenses shall be treated or booked-up as capitalized expenditures and form part of the project cost.

Disbursements or expenditures by DPWH in violation of the above requirements shall be void and shall subject the erring officials and employees to disciplinary actions in accordance with Section 43, Chapter 5 and Section 80, Chapter 7, Book VI of E.O. No. 292, and to appropriate criminal action under existing penal laws.

15. **Implementation of Flood Control Projects in the National Capital Region.** The DPWH shall implement foreign-assisted flood control projects and transfer the same to the MMDA only upon completion thereof or revision of the loan agreement indicating the MMDA as the implementing agency.

16. **Mandatory Compliance with Existing Standards and Guidelines for Flood Control Projects.** No appropriation or allocation for flood control, river control, or other similar projects, including but not limited to floodways, drainage, dikes, retarding basins, water impounding structures, revetments, dredging/channelization works, spur dikes, or other related structures shall be obligated and/or disbursed unless the same has complied with all applicable standards and guidelines issued by the department, such as but not limited to Department Order No. 100, s. 2020, Department Order No. 23, s. 2015, and the manual on flood control planning.

17. **Geo-tagging of Infrastructure Projects.** The DPWH shall undertake the geo-tagging of all its completed and ongoing infrastructure projects subject to the guidelines issued by DPWH.

The Secretary of Public Works and Highways and the Agency's web administrator or his/her equivalent shall be responsible for ensuring that the status of accomplishments, including the geo-tagged photos taken at a spatial resolution of 2-4 cm per pixel with time stamp of the sites, are posted in the DPWH website.

18. **Quick Response Fund.** The amount of One Billion Pesos (P1,000,000,000) appropriated herein for the Quick Response Fund (QRF) shall serve as a stand-by fund to be used for reconstruction and rehabilitation programs, activities or projects, including pre-positioning of goods and equipment and repair/replacement of accessibility facilities for persons with disabilities, in order that the situation and living conditions of people, including persons with disabilities, living in communities or areas stricken by calamities, epidemics, crises, and catastrophes, which occurred in the last quarter of the immediately preceding year and those occurring during the current year may be normalized as quickly as possible. In no case shall the QRF be used for pre-disaster activities nor for any other purpose not authorized in this Act.

19. **Green Evacuation Centers.** The DPWH shall take into account, as much as possible, climate risk information and green building standards set forth under the Philippine Green Building Code and other applicable laws, policies, rules and regulations in the siting, design, and construction of evacuation centers.

20. **Reporting and Posting Requirements.** The submission of the quarterly reports on its financial and physical accomplishments shall be in accordance with section 99 of the General Provisions of this Act

21. **Appropriations for Activities or Projects.** The amounts appropriated herein shall be used specifically for the following activities or projects in the indicated amounts and conditions:

New Appropriations, by Programs/Activities/Projects

|                                    | Personal Services | Maintenance and<br>Other Operating<br>Expenses | Capital Outlays | Total            |
|------------------------------------|-------------------|--|-----------------|------------------|
| <b>PROGRAMS</b>                    |                   |  |                 |                  |
| General Administration and Support | P 8,754,928,000   | P 641,728,000                                  | P 1,008,187,000 | P 10,404,843,000 |
| General Management and Supervision | 8,512,105,000     | 641,728,000                                    | 1,008,187,000   | 10,162,020,000   |

|  |                      |                    |                      |                      |
|--|----------------------|--------------------|----------------------|----------------------|
| National Capital Region (NCR)                    | <u>1,730,707,000</u> | <u>254,340,000</u> | <u>1,008,187,000</u> | <u>2,993,234,000</u> |
| Central Office                                   | 1,372,803,000        | 232,042,000        | 1,008,187,000        | 2,613,032,000        |
| NCR Regional Office - Proper                     | 75,542,000           | 10,076,000         |                      | 85,618,000           |
| Las Piñas-Muntinlupa District Engineering Office | 20,256,000           | 1,358,000          |                      | 21,614,000           |
| Malabon-Navotas District Engineering Office      | 22,685,000           | 1,358,000          |                      | 24,043,000           |
| Metro Manila 1st District Engineering Office     | 31,467,000           | 1,358,000          |                      | 32,825,000           |
| Metro Manila 2nd District Engineering Office     | 30,070,000           | 1,358,000          |                      | 31,428,000           |
| Metro Manila 3rd District Engineering Office     | 30,414,000           | 1,358,000          |                      | 31,772,000           |
| North Manila District Engineering Office         | 30,867,000           | 1,358,000          |                      | 32,225,000           |
| Quezon City 1st District Engineering Office      | 37,509,000           | 1,358,000          |                      | 38,867,000           |
| Quezon City 2nd District Engineering Office      | 38,726,000           | 1,358,000          |                      | 40,084,000           |
| South Manila District Engineering Office         | 40,368,000           | 1,358,000          |                      | 41,726,000           |
| Region I - Ilocos                                | <u>430,072,000</u>   | <u>23,503,000</u>  |                      | <u>453,575,000</u>   |
| Regional Office I - Proper                       | 124,098,000          | 10,123,000         |                      | 134,221,000          |
| Ilocos Norte 1st District Engineering Office     | 32,175,000           | 1,338,000          |                      | 33,513,000           |
| Ilocos Norte 2nd District Engineering Office     | 28,537,000           | 1,338,000          |                      | 29,875,000           |
| Ilocos Sur 1st District Engineering Office       | 22,397,000           | 1,338,000          |                      | 23,735,000           |
| Ilocos Sur 2nd District Engineering Office       | 38,364,000           | 1,338,000          |                      | 39,702,000           |
| La Union 1st District Engineering Office         | 31,818,000           | 1,338,000          |                      | 33,156,000           |
| La Union 2nd District Engineering Office         | 28,579,000           | 1,338,000          |                      | 29,917,000           |
| Pangasinan 1st District Engineering Office       | 32,007,000           | 1,338,000          |                      | 33,345,000           |
| Pangasinan 2nd District Engineering Office       | 28,766,000           | 1,338,000          |                      | 30,104,000           |
| Pangasinan 3rd District Engineering Office       | 33,446,000           | 1,338,000          |                      | 34,784,000           |
| Pangasinan 4th District Engineering Office       | 29,885,000           | 1,338,000          |                      | 31,223,000           |

|   |                    |                   |                    |
|---|--------------------|-------------------|--------------------|
| <b>Cordillera Administrative Region (CAR)</b>       | <b>442,457,000</b> | <b>27,105,000</b> | <b>469,562,000</b> |
| Regional Office CAR - Proper                        | 85,789,000         | 11,040,000        | 96,829,000         |
| Abra District Engineering Office                    | 30,775,000         | 1,336,000         | 32,111,000         |
| Apayao 1st District Engineering Office              | 27,840,000         | 1,336,000         | 29,176,000         |
| Apayao 2nd District Engineering Office              | 27,881,000         | 1,336,000         | 29,217,000         |
| Baguio City District Engineering Office             | 28,743,000         | 1,336,000         | 30,079,000         |
| Benguet 1st District Engineering Office             | 28,087,000         | 1,336,000         | 29,423,000         |
| Benguet 2nd District Engineering Office             | 28,786,000         | 1,336,000         | 30,122,000         |
| Ifugao 1st District Engineering Office              | 30,516,000         | 1,336,000         | 31,852,000         |
| Ifugao 2nd District Engineering Office              | 28,070,000         | 1,336,000         | 29,406,000         |
| Lower Kalinga District Engineering Office           | 37,738,000         | 1,336,000         | 39,074,000         |
| Mountain Province First District Engineering Office | 31,168,000         | 1,336,000         | 32,504,000         |
| Mountain Province 2nd District Engineering Office   | 28,430,000         | 1,369,000         | 29,799,000         |
| Upper Kalinga District Engineering Office           | 28,634,000         | 1,336,000         | 29,970,000         |
| <b>Region II - Cagayan Valley</b>                   | <b>413,740,000</b> | <b>24,822,000</b> | <b>438,562,000</b> |
| Regional Office II - Proper                         | 65,186,000         | 10,060,000        | 75,246,000         |
| Batanes District Engineering Office                 | 24,369,000         | 1,342,000         | 25,711,000         |
| Cagayan 1st District Engineering Office             | 37,484,000         | 1,342,000         | 38,826,000         |
| Cagayan 2nd District Engineering Office             | 36,496,000         | 1,342,000         | 37,838,000         |
| Cagayan 3rd District Engineering Office             | 30,025,000         | 1,342,000         | 31,367,000         |
| Isabela 1st District Engineering Office             | 31,462,000         | 1,342,000         | 32,804,000         |
| Isabela 2nd District Engineering Office             | 30,043,000         | 1,342,000         | 31,385,000         |
| Isabela 3rd District Engineering Office             | 30,935,000         | 1,342,000         | 32,277,000         |



|  |                    |                   |                    |
|--|--------------------|-------------------|--------------------|
| Isabela 4th District<br>Engineering Office       | 28,293,000         | 1,342,000         | 29,635,000         |
| Nueva Vizcaya 2nd District<br>Engineering Office | 28,741,000         | 1,342,000         | 30,083,000         |
| Nueva Vizcaya District<br>Engineering Office     | 30,581,000         | 1,342,000         | 31,923,000         |
| Quirino District Engineering Office              | 40,125,000         | 1,342,000         | 41,467,000         |
| <b>Region III - Central Luzon</b>                | <b>635,843,000</b> | <b>29,800,000</b> | <b>665,643,000</b> |
| Regional Office III - Proper                     | 191,214,000        | 10,494,000        | 201,708,000        |
| Aurora District Engineering Office               | 39,351,000         | 1,379,000         | 40,730,000         |
| Bataan 1st District<br>Engineering Office        | 30,799,000         | 1,379,000         | 32,178,000         |
| Bataan 2nd District<br>Engineering Office        | 28,791,000         | 1,379,000         | 30,170,000         |
| Bulacan 1st District<br>Engineering Office       | 29,630,000         | 1,379,000         | 31,009,000         |
| Bulacan 2nd District<br>Engineering Office       | 30,755,000         | 1,379,000         | 32,134,000         |
| Nueva Ecija 1st District<br>Engineering Office   | 43,244,000         | 1,379,000         | 44,623,000         |
| Nueva Ecija 2nd District<br>Engineering Office   | 38,960,000         | 1,379,000         | 40,339,000         |
| Pampanga 1st District<br>Engineering Office      | 33,350,000         | 1,379,000         | 34,729,000         |
| Pampanga 2nd District<br>Engineering Office      | 22,068,000         | 1,379,000         | 23,447,000         |
| Pampanga 3rd District<br>Engineering Office      | 22,908,000         | 1,379,000         | 24,287,000         |
| Tarlac 2nd District<br>Engineering Office        | 29,568,000         | 1,379,000         | 30,947,000         |
| Tarlac District Engineering Office               | 39,758,000         | 1,379,000         | 41,137,000         |
| Zambales 1st District<br>Engineering Office      | 31,649,000         | 1,379,000         | 33,028,000         |
| Zambales 2nd District<br>Engineering Office      | 23,798,000         | 1,379,000         | 25,177,000         |
| <b>Region IVA - CALABARZON</b>                   | <b>545,511,000</b> | <b>31,829,000</b> | <b>577,340,000</b> |
| Regional Office IVA - Proper                     | 69,480,000         | 9,926,000         | 79,406,000         |

|   |                    |                   |                    |
|---|--------------------|-------------------|--------------------|
| Batangas 1st District<br>Engineering Office       | 31,781,000         | 1,369,000         | 33,150,000         |
| Batangas 2nd District<br>Engineering Office       | 28,055,000         | 1,370,000         | 29,425,000         |
| Batangas 3rd District<br>Engineering Office       | 28,630,000         | 1,369,000         | 29,999,000         |
| Batangas 4th District<br>Engineering Office       | 28,488,000         | 1,369,000         | 29,857,000         |
| Cavite 2nd District<br>Engineering Office         | 36,569,000         | 1,370,000         | 37,939,000         |
| Cavite District Engineering Office                | 37,367,000         | 1,369,000         | 38,736,000         |
| Cavite Third District Engineering Office          | 9,410,000          | 1,370,000         | 10,780,000         |
| Laguna 1st District<br>Engineering Office         | 27,775,000         | 1,369,000         | 29,144,000         |
| Laguna 2nd District<br>Engineering Office         | 28,287,000         | 1,369,000         | 29,656,000         |
| Laguna 3rd District<br>Engineering Office         | 28,835,000         | 1,369,000         | 30,204,000         |
| Quezon 1st District<br>Engineering Office         | 28,079,000         | 1,369,000         | 29,448,000         |
| Quezon 2nd District<br>Engineering Office         | 28,578,000         | 1,369,000         | 29,947,000         |
| Quezon 3rd District<br>Engineering Office         | 38,426,000         | 1,368,000         | 39,794,000         |
| Quezon 4th District<br>Engineering Office         | 37,596,000         | 1,368,000         | 38,964,000         |
| Rizal 1st District<br>Engineering Office          | 29,770,000         | 1,368,000         | 31,138,000         |
| Rizal 2nd District<br>Engineering Office          | 28,385,000         | 1,368,000         | 29,753,000         |
| <b>Region IVB - MIMAROPA</b>                      | <b>355,165,000</b> | <b>21,608,000</b> | <b>376,773,000</b> |
| Regional Office IVB - Proper                      | 86,974,000         | 10,720,000        | 97,694,000         |
| Marinduque District<br>Engineering Office         | 32,560,000         | 1,361,000         | 33,921,000         |
| Mindoro Occidental District<br>Engineering Office | 39,203,000         | 1,361,000         | 40,564,000         |
| Mindoro Oriental District<br>Engineering Office   | 29,229,000         | 1,361,000         | 30,590,000         |

|  |                    |                   |                    |
|--|--------------------|-------------------|--------------------|
| Palawan 1st District<br>Engineering Office       | 34,684,000         | 1,361,000         | 36,045,000         |
| Palawan 2nd District<br>Engineering Office       | 39,009,000         | 1,361,000         | 40,370,000         |
| Palawan 3rd District<br>Engineering Office       | 25,529,000         | 1,361,000         | 26,890,000         |
| Romblon District Engineering Office              | 39,248,000         | 1,361,000         | 40,609,000         |
| Southern Mindoro District<br>Engineering Office  | 28,729,000         | 1,361,000         | 30,090,000         |
| Region V - Bicol                                 | <u>545,726,000</u> | <u>30,302,000</u> | <u>576,028,000</u> |
| Regional Office V - Proper                       | 81,285,000         | 9,783,000         | 91,068,000         |
| Albay 1st District<br>Engineering Office         | 28,575,000         | 1,393,000         | 29,968,000         |
| Albay 2nd District<br>Engineering Office         | 32,398,000         | 1,364,000         | 33,762,000         |
| Albay 3rd District<br>Engineering Office         | 27,376,000         | 1,394,000         | 28,770,000         |
| Camarines Norte District<br>Engineering Office   | 36,157,000         | 1,364,000         | 37,521,000         |
| Camarines Sur 1st District<br>Engineering Office | 30,464,000         | 1,364,000         | 31,828,000         |
| Camarines Sur 2nd District<br>Engineering Office | 23,686,000         | 1,364,000         | 25,050,000         |
| Camarines Sur 3rd District<br>Engineering Office | 30,686,000         | 1,364,000         | 32,050,000         |
| Camarines Sur 4th District<br>Engineering Office | 36,356,000         | 1,364,000         | 37,720,000         |
| Camarines Sur 5th District<br>Engineering Office | 27,767,000         | 1,364,000         | 29,131,000         |
| Catanduanes District<br>Engineering Office       | 38,163,000         | 1,364,000         | 39,527,000         |
| Masbate 1st District<br>Engineering Office       | 27,876,000         | 1,364,000         | 29,240,000         |
| Masbate 2nd District<br>Engineering Office       | 29,537,000         | 1,364,000         | 30,901,000         |
| Masbate 3rd District<br>Engineering Office       | 26,839,000         | 1,364,000         | 28,203,000         |
| Sorsogon 2nd District<br>Engineering Office      | 29,800,000         | 1,364,000         | 31,164,000         |

|   |                    |                   |                    |
|---|--------------------|-------------------|--------------------|
| Sorsogon District Engineering Office              | 38,761,000         | 1,364,000         | 40,125,000         |
| <b>Region VI - Western Visayas</b>                | <b>546,490,000</b> | <b>30,873,000</b> | <b>577,363,000</b> |
| Regional Office VI - Proper                       | 81,194,000         | 9,756,000         | 90,950,000         |
| Aklan District Engineering Office                 | 29,686,000         | 1,379,000         | 31,065,000         |
| Antique District Engineering Office               | 33,816,000         | 1,381,000         | 35,197,000         |
| Bacolod City District Engineering Office          | 30,927,000         | 1,382,000         | 32,309,000         |
| Capiz 1st District Engineering Office             | 27,681,000         | 1,373,000         | 29,054,000         |
| Capiz 2nd District Engineering Office             | 25,810,000         | 1,373,000         | 27,183,000         |
| Guimaras District Engineering Office              | 27,444,000         | 1,373,000         | 28,817,000         |
| Iloilo 1st District Engineering Office            | 27,532,000         | 1,373,000         | 28,905,000         |
| Iloilo 2nd District Engineering Office            | 37,617,000         | 1,665,000         | 39,282,000         |
| Iloilo 3rd District Engineering Office            | 29,526,000         | 1,543,000         | 31,069,000         |
| Iloilo 4th District Engineering Office            | 27,369,000         | 1,374,000         | 28,743,000         |
| Iloilo City District Engineering Office           | 29,546,000         | 1,373,000         | 30,919,000         |
| Negros Occidental 1st District Engineering Office | 41,136,000         | 1,382,000         | 42,518,000         |
| Negros Occidental 2nd District Engineering Office | 31,258,000         | 1,382,000         | 32,640,000         |
| Negros Occidental 3rd District Engineering Office | 38,822,000         | 1,382,000         | 40,204,000         |
| Negros Occidental 4th District Engineering Office | 27,126,000         | 1,382,000         | 28,508,000         |
| <b>Region VII - Central Visayas</b>               | <b>491,891,000</b> | <b>29,239,000</b> | <b>521,130,000</b> |
| Regional Office VII - Proper                      | 100,619,000        | 9,871,000         | 110,490,000        |
| Bohol 1st District Engineering Office             | 27,054,000         | 1,383,000         | 28,437,000         |
| Bohol 2nd District Engineering Office             | 26,567,000         | 1,383,000         | 27,950,000         |

|  |                    |                   |                    |
|--|--------------------|-------------------|--------------------|
| Bohol 3rd District<br>Engineering Office           | 31,828,000         | 1,383,000         | 33,211,000         |
| Cebu 1st District<br>Engineering Office            | 27,899,000         | 1,383,000         | 29,282,000         |
| Cebu 2nd District<br>Engineering Office            | 26,929,000         | 1,383,000         | 28,312,000         |
| Cebu 3rd District<br>Engineering Office            | 28,775,000         | 1,383,000         | 30,158,000         |
| Cebu 4th District<br>Engineering Office            | 28,047,000         | 1,383,000         | 29,430,000         |
| Cebu 5th District<br>Engineering Office            | 22,936,000         | 1,383,000         | 24,319,000         |
| Cebu 6th District<br>Engineering Office            | 21,820,000         | 1,383,000         | 23,203,000         |
| Cebu City District<br>Engineering Office           | 28,607,000         | 1,383,000         | 29,990,000         |
| Negros Oriental 1st District<br>Engineering Office | 30,587,000         | 1,385,000         | 31,972,000         |
| Negros Oriental 2nd District<br>Engineering Office | 35,899,000         | 1,385,000         | 37,284,000         |
| Negros Oriental 3rd District<br>Engineering Office | 32,274,000         | 1,385,000         | 33,659,000         |
| Siquijor District<br>Engineering Office            | 22,050,000         | 1,383,000         | 23,433,000         |
| Region VIII - Eastern Visayas                      | <u>486,043,000</u> | <u>27,928,000</u> | <u>513,971,000</u> |
| Regional Office VIII - Proper                      | 98,606,000         | 9,897,000         | 108,503,000        |
| Biliran District Engineering Office                | 28,598,000         | 1,387,000         | 29,985,000         |
| Eastern Samar District<br>Engineering Office       | 39,420,000         | 1,387,000         | 40,807,000         |
| Leyte 1st District<br>Engineering Office           | 29,031,000         | 1,387,000         | 30,418,000         |
| Leyte 2nd District<br>Engineering Office           | 27,699,000         | 1,387,000         | 29,086,000         |
| Leyte 3rd District<br>Engineering Office           | 28,709,000         | 1,387,000         | 30,096,000         |
| Leyte 4th District<br>Engineering Office           | 31,008,000         | 1,387,000         | 32,395,000         |
| Leyte 5th District<br>Engineering Office           | 29,392,000         | 1,387,000         | 30,779,000         |

|  |                    |                   |                    |
|--|--------------------|-------------------|--------------------|
| Northern Samar 1st District<br>Engineering Office      | 25,199,000         | 1,387,000         | 26,586,000         |
| Northern Samar 2nd District<br>Engineering Office      | 28,147,000         | 1,387,000         | 29,534,000         |
| Samar 1st District<br>Engineering Office               | 30,445,000         | 1,387,000         | 31,832,000         |
| Samar 2nd District<br>Engineering Office               | 27,220,000         | 1,387,000         | 28,607,000         |
| Southern Leyte District<br>Engineering Office          | 40,780,000         | 1,387,000         | 42,167,000         |
| Tacloban City District<br>Engineering Office           | 21,789,000         | 1,387,000         | 23,176,000         |
| Region IX - Zamboanga Peninsula                        | <u>391,262,000</u> | <u>22,361,000</u> | <u>413,623,000</u> |
| Regional Office IX - Proper                            | 120,841,000        | 9,896,000         | 130,737,000        |
| Isabela City District<br>Engineering Office            | 22,006,000         | 1,385,000         | 23,391,000         |
| Zamboanga City District<br>Engineering Office          | 31,308,000         | 1,385,000         | 32,693,000         |
| Zamboanga del Norte 1st<br>District Engineering Office | 29,756,000         | 1,385,000         | 31,141,000         |
| Zamboanga del Norte 2nd<br>District Engineering Office | 36,342,000         | 1,385,000         | 37,727,000         |
| Zamboanga del Norte 3rd<br>District Engineering Office | 28,944,000         | 1,385,000         | 30,329,000         |
| Zamboanga del Sur 1st<br>District Engineering Office   | 37,681,000         | 1,385,000         | 39,066,000         |
| Zamboanga del Sur 2nd<br>District Engineering Office   | 34,860,000         | 1,385,000         | 36,245,000         |
| Zamboanga Sibugay 1st<br>District Engineering Office   | 20,645,000         | 1,385,000         | 22,030,000         |
| Zamboanga Sibugay 2nd<br>District Engineering Office   | 28,879,000         | 1,385,000         | 30,264,000         |
| Region X - Northern Mindanao                           | <u>438,926,000</u> | <u>25,784,000</u> | <u>464,710,000</u> |
| Regional Office X - Proper                             | 75,072,000         | 9,895,000         | 84,967,000         |
| Bukidnon 1st District<br>Engineering Office            | 38,421,000         | 1,324,000         | 39,745,000         |
| Bukidnon 2nd District<br>Engineering Office            | 30,825,000         | 1,324,000         | 32,149,000         |

|  |                    |                   |                    |
|--|--------------------|-------------------|--------------------|
| Bukidnon 3rd District<br>Engineering Office            | 35,220,000         | 1,324,000         | 36,544,000         |
| Cagayan de Oro City 1st<br>District Engineering Office | 21,962,000         | 1,324,000         | 23,286,000         |
| Cagayan de Oro City 2nd<br>District Engineering Office | 23,062,000         | 1,324,000         | 24,386,000         |
| Camiguin District<br>Engineering Office                | 20,452,000         | 1,324,000         | 21,776,000         |
| Lanao del Norte 1st District<br>Engineering Office     | 39,705,000         | 1,324,000         | 41,029,000         |
| Lanao del Norte 2nd District<br>Engineering Office     | 36,196,000         | 1,324,000         | 37,520,000         |
| Misamis Occidental 2nd<br>District Engineering Office  | 29,705,000         | 1,324,000         | 31,029,000         |
| Misamis Occidental District<br>Engineering Office      | 30,567,000         | 1,324,000         | 31,891,000         |
| Misamis Oriental 1st<br>District Engineering Office    | 30,112,000         | 1,325,000         | 31,437,000         |
| Misamis Oriental 2nd<br>District Engineering Office    | 27,627,000         | 1,324,000         | 28,951,000         |
| <b>Region XI - Davao</b>                               | <b>372,725,000</b> | <b>20,922,000</b> | <b>393,647,000</b> |
| Regional Office XI - Proper                            | 105,627,000        | 9,826,000         | 115,453,000        |
| Compostela Valley District<br>Engineering Office       | 36,658,000         | 1,387,000         | 38,045,000         |
| Davao City 2nd District<br>Engineering Office          | 29,538,000         | 1,387,000         | 30,925,000         |
| Davao City District<br>Engineering Office              | 39,142,000         | 1,387,000         | 40,529,000         |
| Davao del Norte District<br>Engineering Office         | 39,024,000         | 1,387,000         | 40,411,000         |
| Davao del Sur District<br>Engineering Office           | 28,347,000         | 1,387,000         | 29,734,000         |
| Davao Occidental District<br>Engineering Office        | 36,830,000         | 1,387,000         | 38,217,000         |
| Davao Oriental 1st District<br>Engineering Office      | 28,837,000         | 1,387,000         | 30,224,000         |
| Davao Oriental 2nd District<br>Engineering Office      | 28,722,000         | 1,387,000         | 30,109,000         |
| <b>Region XII - SOCCSKSARGEN</b>                       | <b>330,610,000</b> | <b>19,189,000</b> | <b>349,799,000</b> |

|   |                    |                   |                    |
|---|--------------------|-------------------|--------------------|
| Regional Office XII - Proper  | 78,673,000         | 9,713,000         | 88,386,000         |
| Cotabato 1st District<br>Engineering Office   | 38,906,000         | 1,354,000         | 40,260,000         |
| Cotabato 2nd District<br>Engineering Office   | 37,271,000         | 1,354,000         | 38,625,000         |
| Cotabato City District<br>Engineering Office  | 20,068,000         |                   | 20,068,000         |
| Sarangani District<br>Engineering Office  | 37,028,000         | 1,352,000         | 38,380,000         |
| South Cotabato 2nd District<br>Engineering Office   | 28,787,000         | 1,354,000         | 30,141,000         |
| South Cotabato District<br>Engineering Office   | 31,635,000         | 1,354,000         | 32,989,000         |
| Sultan Kudarat 1st District<br>Engineering Office   | 24,352,000         | 1,354,000         | 25,706,000         |
| Sultan Kudarat 2nd District<br>Engineering Office   | 33,890,000         | 1,354,000         | 35,244,000         |
| Region XIII - Caraga  | <u>354,937,000</u> | <u>22,123,000</u> | <u>377,060,000</u> |
| Regional Office XIII - Proper   | 78,822,000         | 9,865,000         | 88,687,000         |
| Agusan del Norte District<br>Engineering Office   | 30,663,000         | 1,362,000         | 32,025,000         |
| Agusan del Sur 1st District<br>Engineering Office   | 39,162,000         | 1,362,000         | 40,524,000         |
| Agusan del Sur 2nd District<br>Engineering Office   | 31,496,000         | 1,362,000         | 32,858,000         |
| Butuan City District<br>Engineering Office  | 27,535,000         | 1,362,000         | 28,897,000         |
| Dinagat Islands District<br>Engineering Office  | 28,025,000         | 1,362,000         | 29,387,000         |
| Surigao del Norte 1st<br>District Engineering Office<br>(formerly Surigao del Norte 2nd)<br>District Engineering Office | 29,407,000         | 1,362,000         | 30,769,000         |
| Surigao del Norte 2nd<br>District Engineering Office  | 29,118,000         | 1,362,000         | 30,480,000         |
| Surigao del Sur 1st District<br>Engineering Office  | 31,914,000         | 1,362,000         | 33,276,000         |
| Surigao del Sur 2nd District<br>Engineering Office  | 28,795,000         | 1,362,000         | 30,157,000         |



|  |                      |                      |                      |
|--|----------------------|----------------------|----------------------|
| Administration of Personnel Benefits   | <u>242,823,000</u>   |                      | <u>242,823,000</u>   |
| National Capital Region (NCR)  | <u>242,823,000</u>   |                      | <u>242,823,000</u>   |
| Central Office   | <u>242,823,000</u>   |                      | <u>242,823,000</u>   |
| Sub-total, General Administration and Support  | <u>8,754,928,000</u> | <u>641,728,000</u>   | <u>1,008,187,000</u> |
| Support to Operations  |                      |                      |                      |
| Design of Public Works and Highways Projects   | <u>82,421,000</u>    | <u>25,587,000</u>    | <u>108,008,000</u>   |
| National Capital Region (NCR)  | <u>82,421,000</u>    | <u>25,587,000</u>    | <u>108,008,000</u>   |
| Central Office   | <u>82,421,000</u>    | <u>25,587,000</u>    | <u>108,008,000</u>   |
| Preparation of Manuals for Construction, Rehabilitation and Improvement of Infrastructure Facilities                                       | <u>94,950,000</u>    | <u>8,826,000</u>     | <u>103,776,000</u>   |
| National Capital Region (NCR)  | <u>94,950,000</u>    | <u>8,826,000</u>     | <u>103,776,000</u>   |
| Central Office   | <u>94,950,000</u>    | <u>8,826,000</u>     | <u>103,776,000</u>   |
| Management of Construction and Maintenance Equipment and Ancillary Facilities  | <u>51,490,000</u>    | <u>139,139,000</u>   | <u>190,629,000</u>   |
| National Capital Region (NCR)  | <u>51,490,000</u>    | <u>139,139,000</u>   | <u>190,629,000</u>   |
| Central Office   | <u>51,490,000</u>    | <u>139,139,000</u>   | <u>190,629,000</u>   |
| Infrastructure Research, Quality Control and Management, Ancillary Facilities  | <u>104,998,000</u>   | <u>69,256,000</u>    | <u>174,254,000</u>   |
| National Capital Region (NCR)  | <u>104,998,000</u>   | <u>69,256,000</u>    | <u>174,254,000</u>   |
| Central Office   | <u>104,998,000</u>   | <u>69,256,000</u>    | <u>174,254,000</u>   |
| Maintenance, Repair and Rehabilitation of Infrastructure Facilities and Other Related Activities - Bureau Proper                           | <u>56,499,000</u>    | <u>29,710,000</u>    | <u>86,209,000</u>    |
| National Capital Region (NCR)  | <u>56,499,000</u>    | <u>29,710,000</u>    | <u>86,209,000</u>    |
| Central Office   | <u>56,499,000</u>    | <u>29,710,000</u>    | <u>86,209,000</u>    |
| Maintenance, Repair and Rehabilitation of Infrastructure Facilities and Other Related Activities - Routine Maintenance of National Roads   |                      | <u>1,519,126,000</u> | <u>1,519,126,000</u> |
| National Capital Region (NCR)  |                      | <u>1,519,126,000</u> | <u>1,519,126,000</u> |
| Central Office   |                      | <u>1,519,126,000</u> | <u>1,519,126,000</u> |
| Maintenance, Repair and Rehabilitation of Infrastructure Facilities and Other Related Activities - Routine Maintenance of National Bridges |                      | <u>626,090,000</u>   | <u>626,090,000</u>   |
| National Capital Region (NCR)  |                      | <u>626,090,000</u>   | <u>626,090,000</u>   |
| Central Office   |                      | <u>626,090,000</u>   | <u>626,090,000</u>   |

|  |                    |                    |
|--|--------------------|--------------------|
| Maintenance, Repair and Rehabilitation of Infrastructure Facilities and Other Related Activities - Operation of Weighbridge Stations and ATOME   | <u>101,331,000</u> | <u>101,331,000</u> |
| National Capital Region (NCR)  | <u>101,331,000</u> | <u>101,331,000</u> |
| Central Office   | 101,331,000        | 101,331,000        |
| Maintenance, Repair and Rehabilitation of Infrastructure Facilities and Other Related Activities - Maintenance and Operations of DPWH Floating Equipment   | <u>100,000,000</u> | <u>100,000,000</u> |
| National Capital Region (NCR)  | <u>100,000,000</u> | <u>100,000,000</u> |
| Central Office   | 100,000,000        | 100,000,000        |
| Maintenance, Repair and Rehabilitation of Infrastructure Facilities and Other Related Activities - Installation of Conduit along National Roads for Fiber Optics Cable   | <u>100,000,000</u> | <u>100,000,000</u> |
| National Capital Region (NCR)  | <u>100,000,000</u> | <u>100,000,000</u> |
| Central Office   | 100,000,000        | 100,000,000        |
| Maintenance, Repair and Rehabilitation of Infrastructure Facilities and Other Related Activities - Repair and Maintenance of Road Safety Facilities  | <u>345,000,000</u> | <u>345,000,000</u> |
| National Capital Region (NCR)  | <u>345,000,000</u> | <u>345,000,000</u> |
| Central Office   | 345,000,000        | 345,000,000        |
| Maintenance, Repair and Rehabilitation of Infrastructure Facilities and Other Related Activities - Maintenance, Services for Automated Traffic Data Collection Program   | <u>111,224,000</u> | <u>111,224,000</u> |
| National Capital Region (NCR)  | <u>111,224,000</u> | <u>111,224,000</u> |
| Central Office   | 111,224,000        | 111,224,000        |
| Maintenance, Repair and Rehabilitation of Infrastructure Facilities and Other Related Activities - Maintenance, Repair and Rehabilitation of Infrastructure Facilities - Public Buildings  | <u>460,000,000</u> | <u>460,000,000</u> |
| National Capital Region (NCR)  | <u>460,000,000</u> | <u>460,000,000</u> |
| Central Office   | 460,000,000        | 460,000,000        |
| Maintenance, Repair and Rehabilitation of Infrastructure Facilities and Other Related Activities - Maintenance, Repair and Rehabilitation of Infrastructure Facilities - Flood Control and Drainage Systems, Structures and Related Facilities | <u>470,000,000</u> | <u>470,000,000</u> |
| National Capital Region (NCR)  | <u>470,000,000</u> | <u>470,000,000</u> |
| Central Office   | 470,000,000        | 470,000,000        |

Maintenance, Repair and Rehabilitation of Infrastructure  
Facilities and Other Related Activities - Maintenance,  
Repair and Rehabilitation of Infrastructure Facilities -  
Flood Control and Drainage Systems, Structures and Related  
Facilities - Nationwide - Flood Control and Sabo  
Engineering Center

5,000,000

5,000,000

National Capital Region (NCR)

5,000,000

5,000,000

Central Office

5,000,000

5,000,000

Maintenance, Repair and Rehabilitation of Infrastructure  
Facilities and Other Related Activities - Maintenance,  
Repair and Rehabilitation of Infrastructure Facilities -  
Flood Control and Drainage Systems, Structures and Related  
Facilities - Nationwide - KAMANAVA/VOM  
Flood Control Structures

40,000,000

40,000,000

National Capital Region (NCR)

40,000,000

40,000,000

Central Office

40,000,000

40,000,000

Maintenance, Repair and Rehabilitation of Infrastructure  
Facilities and Other Related Activities - Maintenance,  
Repair and Rehabilitation of Infrastructure Facilities -  
Flood Control and Drainage Systems, Structures and Related  
Facilities - Nationwide - East and West of Mangahan Flood  
Control Structures

40,000,000

40,000,000

National Capital Region (NCR)

40,000,000

40,000,000

Central Office

40,000,000

40,000,000

Maintenance, Repair and Rehabilitation of Infrastructure  
Facilities and Other Related Activities - Maintenance, Repair  
and Rehabilitation of Infrastructure Facilities - Flood Control  
and Drainage Systems, Structures and Related Facilities -  
Nationwide - Agno Flood Control Structures (Phases I and II)

40,000,000

40,000,000

National Capital Region (NCR)

40,000,000

40,000,000

Central Office

40,000,000

40,000,000

Maintenance, Repair and Rehabilitation of Infrastructure  
Facilities and Other Related Activities - Maintenance,  
Repair and Rehabilitation of Infrastructure Facilities -  
Flood Control and Drainage Systems, Structures and Related  
Facilities - Nationwide - Iloilo Flood Control Structures

40,000,000

40,000,000

National Capital Region (NCR)

40,000,000

40,000,000

Central Office

40,000,000

40,000,000

Maintenance, Repair and Rehabilitation of Infrastructure  
Facilities and Other Related Activities - Maintenance,  
Repair and Rehabilitation of Infrastructure Facilities -  
Flood Control and Drainage Systems, Structures and Related  
Facilities - Nationwide - Lower Agusan Flood Control Structures

40,000,000

40,000,000

|  |                   |                   |
|--|-------------------|-------------------|
| National Capital Region (NCR)  | <u>40,000,000</u> | <u>40,000,000</u> |
| Central Office   | 40,000,000        | 40,000,000        |
| Maintenance, Repair and Rehabilitation of Infrastructure Facilities and Other Related Activities - Maintenance, Repair and Rehabilitation of Infrastructure Facilities - Flood Control and Drainage Systems, Structures and Related Facilities - Nationwide - Laoag River Basin Flood Control Structures                           | <u>40,000,000</u> | <u>40,000,000</u> |
| National Capital Region (NCR)  | <u>40,000,000</u> | <u>40,000,000</u> |
| Central Office   | 40,000,000        | 40,000,000        |
| Maintenance, Repair and Rehabilitation of Infrastructure Facilities and Other Related Activities - Flood Control and Drainage Systems, Structures and Related Facilities - Nationwide - Post Ondoy and Pepeng Short Term Infrastructure Project (POPSTIRP)   | <u>30,000,000</u> | <u>30,000,000</u> |
| National Capital Region (NCR)  | <u>30,000,000</u> | <u>30,000,000</u> |
| Central Office   | 30,000,000        | 30,000,000        |
| Maintenance, Repair and Rehabilitation of Infrastructure Facilities and Other Related Activities - Flood Control and Drainage Systems, Structures and Related Facilities - Nationwide - Pinatubo Hazard Urgent Mitigation Project (PHUMP)  | <u>40,000,000</u> | <u>40,000,000</u> |
| National Capital Region (NCR)  | <u>40,000,000</u> | <u>40,000,000</u> |
| Central Office   | 40,000,000        | 40,000,000        |
| Maintenance, Repair and Rehabilitation of Infrastructure Facilities and Other Related Activities - Maintenance, Repair and Rehabilitation of Infrastructure Facilities - Flood Control and Drainage Systems, Structures and Related Facilities Nationwide - Esteros and Creeks Improvement/ Maintenance in National Capital Region | <u>40,000,000</u> | <u>40,000,000</u> |
| National Capital Region (NCR)  | <u>40,000,000</u> | <u>40,000,000</u> |
| Central Office   | 40,000,000        | 40,000,000        |
| Maintenance, Repair and Rehabilitation of Infrastructure Facilities and Other Related Activities - Maintenance, Repair and Rehabilitation of Infrastructure Facilities - Flood Control and Drainage Systems, Structures and Related Facilities - Nationwide - Third River Flood Control Structures                                 | <u>30,000,000</u> | <u>30,000,000</u> |
| National Capital Region (NCR)  | <u>30,000,000</u> | <u>30,000,000</u> |
| Central Office   | 30,000,000        | 30,000,000        |
| Maintenance, Repair and Rehabilitation of Infrastructure Facilities and Other Related Activities - Maintenance,  |                   |                   |

Repair and Rehabilitation of Infrastructure Facilities -  
Flood Control and Drainage Systems, Structures and  
Related Facilities - Nationwide - Manila Bay  
Rehabilitation Program

85,000,000

85,000,000

National Capital Region (NCR)

85,000,000

85,000,000

Central Office

85,000,000

85,000,000

Maintenance, Repair and Rehabilitation of Infrastructure  
Facilities and Other Related Activities - Flood Control  
and Drainage Systems, Structures and Related Facilities  
Nationwide - Pasig-Marikina River Channel  
Improvement Project

40,000,000

40,000,000

National Capital Region (NCR)

40,000,000

40,000,000

Central Office

40,000,000

40,000,000

Maintenance, Repair and Rehabilitation of Infrastructure  
Facilities and Other Related Activities - Flood Control  
Flood Control and Drainage Systems, Structures  
and Related Facilities Nationwide -  
Pampanga Delta Development Project

40,000,000

40,000,000

National Capital Region (NCR)

40,000,000

40,000,000

Central Office

40,000,000

40,000,000

Maintenance, Repair and Rehabilitation of Infrastructure  
Facilities and Other Related Activities - Flood Control  
Flood Control and Drainage Systems, Structures  
and Related Facilities Nationwide - Flood Risk  
Management for Cagayan River, Tagoloan River,  
and Imus River

40,000,000

40,000,000

National Capital Region (NCR)

40,000,000

40,000,000

Central Office

40,000,000

40,000,000

Regional Support (Planning and  
Design, Construction, Maintenance and  
Material Quality Control and  
Hydrology Division)

397,928,000

9,737,000

407,665,000

National Capital Region (NCR)

32,569,000

613,000

33,182,000

NCR Regional Office - Proper

32,569,000

613,000

33,182,000

Region I - Ilocos

10,150,000

613,000

10,763,000

Regional Office I - Proper

10,150,000

613,000

10,763,000

Cordillera Administrative Region (CAR)

40,852,000

614,000

41,466,000

Regional Office CAR - Proper

40,852,000

614,000

41,466,000

Region II - Cagayan Valley

31,081,000

607,000

31,688,000

Regional Office II - Proper

31,081,000

607,000

31,688,000

|  |                    |                  |                    |
|--|--------------------|------------------|--------------------|
| Region III - Central Luzon   |                    | <u>607,000</u>   | <u>607,000</u>     |
| Regional Office III - Proper   |                    | 607,000          | 607,000            |
| Region IVA - CALABARZON  | <u>28,969,000</u>  | <u>608,000</u>   | <u>29,577,000</u>  |
| Regional Office IVA - Proper   | 28,969,000         | 608,000          | 29,577,000         |
| Region IVB - MIMAROPA  | <u>33,547,000</u>  | <u>606,000</u>   | <u>34,153,000</u>  |
| Regional Office IVB - Proper   | 33,547,000         | 606,000          | 34,153,000         |
| Region V - Bicol   | <u>44,606,000</u>  | <u>608,000</u>   | <u>45,214,000</u>  |
| Regional Office V - Proper   | 44,606,000         | 608,000          | 45,214,000         |
| Region VI - Western Visayas  | <u>31,549,000</u>  | <u>608,000</u>   | <u>32,157,000</u>  |
| Regional Office VI - Proper  | 31,549,000         | 608,000          | 32,157,000         |
| Region VII - Central Visayas   | <u>22,987,000</u>  | <u>607,000</u>   | <u>23,594,000</u>  |
| Regional Office VII - Proper   | 22,987,000         | 607,000          | 23,594,000         |
| Region VIII - Eastern Visayas  | <u>19,984,000</u>  | <u>608,000</u>   | <u>20,592,000</u>  |
| Regional Office VIII - Proper  | 19,984,000         | 608,000          | 20,592,000         |
| Region IX - Zamboanga Peninsula  |                    | <u>608,000</u>   | <u>608,000</u>     |
| Regional Office IX - Proper  |                    | 608,000          | 608,000            |
| Region X - Northern Mindanao   | <u>30,512,000</u>  | <u>608,000</u>   | <u>31,120,000</u>  |
| Regional Office X - Proper   | 30,512,000         | 608,000          | 31,120,000         |
| Region XI - Davao  | <u>22,025,000</u>  | <u>607,000</u>   | <u>22,632,000</u>  |
| Regional Office XI - Proper  | 22,025,000         | 607,000          | 22,632,000         |
| Region XII - SOCCSKSARGEN  | <u>27,759,000</u>  | <u>607,000</u>   | <u>28,366,000</u>  |
| Regional Office XII - Proper   | 27,759,000         | 607,000          | 28,366,000         |
| Region XIII - Caraga   | <u>21,338,000</u>  | <u>608,000</u>   | <u>21,946,000</u>  |
| Regional Office XIII - Proper  | 21,338,000         | 608,000          | 21,946,000         |
| Testing Materials Needed in Road,<br>Bridge and Building Construction and<br>Other Public Works Projects | <u>150,853,000</u> | <u>3,350,000</u> | <u>154,203,000</u> |
| National Capital Region (NCR)  | <u>10,926,000</u>  | <u>208,000</u>   | <u>11,134,000</u>  |
| NCR Regional Office - Proper   | 10,926,000         | 208,000          | 11,134,000         |
| Region I - Ilocos  |                    | <u>210,000</u>   | <u>210,000</u>     |
| Regional Office I - Proper   |                    | 210,000          | 210,000            |

|   |            |               |               |
|---|------------|---------------|---------------|
| Cordillera Administrative Region (CAR)  | 4,755,000  | 209,000       | 4,964,000     |
| Regional Office CAR - Proper  | 4,755,000  | 209,000       | 4,964,000     |
| Region II - Cagayan Valley  | 27,532,000 | 209,000       | 27,741,000    |
| Regional Office II - Proper   | 27,532,000 | 209,000       | 27,741,000    |
| Region III - Central Luzon  |            | 210,000       | 210,000       |
| Regional Office III - Proper  |            | 210,000       | 210,000       |
| Region IVA - CALABARZON   | 10,264,000 | 210,000       | 10,474,000    |
| Regional Office IVA - Proper  | 10,264,000 | 210,000       | 10,474,000    |
| Region IVB - MIMAROPA   | 11,219,000 | 208,000       | 11,427,000    |
| Regional Office IVB - Proper  | 11,219,000 | 208,000       | 11,427,000    |
| Region V - Bicol  | 12,421,000 | 210,000       | 12,631,000    |
| Regional Office V - Proper  | 12,421,000 | 210,000       | 12,631,000    |
| Region VI - Western Visayas   | 7,591,000  | 209,000       | 7,800,000     |
| Regional Office VI - Proper   | 7,591,000  | 209,000       | 7,800,000     |
| Region VII - Central Visayas  | 14,710,000 | 209,000       | 14,919,000    |
| Regional Office VII - Proper  | 14,710,000 | 209,000       | 14,919,000    |
| Region VIII - Eastern Visayas   | 6,246,000  | 210,000       | 6,456,000     |
| Regional Office VIII - Proper   | 6,246,000  | 210,000       | 6,456,000     |
| Region IX - Zamboanga Peninsula   |            | 209,000       | 209,000       |
| Regional Office IX - Proper   |            | 209,000       | 209,000       |
| Region X - Northern Mindanao  | 13,837,000 | 210,000       | 14,047,000    |
| Regional Office X - Proper  | 13,837,000 | 210,000       | 14,047,000    |
| Region XI - Davao   | 7,031,000  | 210,000       | 7,241,000     |
| Regional Office XI - Proper   | 7,031,000  | 210,000       | 7,241,000     |
| Region XII - SOCCSKSARGEN   | 9,394,000  | 210,000       | 9,604,000     |
| Regional Office XII - Proper  | 9,394,000  | 210,000       | 9,604,000     |
| Region XIII - Caraga  | 14,927,000 | 209,000       | 15,136,000    |
| Regional Office XIII - Proper   | 14,927,000 | 209,000       | 15,136,000    |
| Pre-Feasibility Study/Feasibility Study/Preliminary<br>and Detailed Engineering |            | 1,173,045,000 | 1,173,045,000 |

|   |                    |                      |                        |                        |
|---|--------------------|----------------------|------------------------|------------------------|
| National Capital Region (NCR)   |                    |                      | <u>1,173,045,000</u>   | <u>1,173,045,000</u>   |
| Central Office  |                    |                      | 1,173,045,000          | 1,173,045,000          |
| Payments of Right-of-Way (ROW)  |                    |                      | <u>1,187,857,000</u>   | <u>1,187,857,000</u>   |
| National Capital Region (NCR)   |                    |                      | <u>1,187,857,000</u>   | <u>1,187,857,000</u>   |
| Central Office  |                    |                      | 1,187,857,000          | 1,187,857,000          |
| Payments of Contractual Obligations, VAT and Other Taxes -<br>Highways Flood Control and Others |                    |                      | <u>300,000,000</u>     | <u>300,000,000</u>     |
| National Capital Region   |                    |                      | <u>300,000,000</u>     | <u>300,000,000</u>     |
| Central Office  |                    |                      | <u>300,000,000</u>     | <u>300,000,000</u>     |
| Sub-total, Support to Operations  | <u>939,139,000</u> | <u>4,708,376,000</u> | <u>2,660,902,000</u>   | <u>8,308,417,000</u>   |
| Operations  |                    |                      | <u>767,012,262,000</u> | <u>767,012,262,000</u> |
| Ensure Safe and Reliable National Road System   |                    |                      | <u>269,815,122,000</u> | <u>269,815,122,000</u> |
| ASSET PRESERVATION PROGRAM  |                    |                      | <u>117,481,826,000</u> | <u>117,481,826,000</u> |
| Preventive Maintenance - Primary Roads  |                    |                      | <u>8,822,222,000</u>   | <u>8,822,222,000</u>   |
| Preventive Maintenance of Primary Roads   |                    |                      | <u>8,712,222,000</u>   | <u>8,712,222,000</u>   |
| National Capital Region (NCR)   |                    |                      | <u>4,483,889,000</u>   | <u>4,483,889,000</u>   |
| Central Office  |                    |                      | 4,327,081,000          | 4,327,081,000          |
| Las Piñas-Muntinlupa District<br>Engineering Office   |                    |                      | 41,896,000             | 41,896,000             |
| Metro Manila 1st District<br>Engineering Office   |                    |                      | 43,751,000             | 43,751,000             |
| Quezon City 1st District<br>Engineering Office  |                    |                      | 21,161,000             | 21,161,000             |
| Quezon City 2nd District<br>Engineering Office  |                    |                      | 50,000,000             | 50,000,000             |
| Region I - Ilocos   |                    |                      | <u>132,935,000</u>     | <u>132,935,000</u>     |
| Ilocos Norte 1st District<br>Engineering Office   |                    |                      | 25,609,000             | 25,609,000             |
| Ilocos Norte 2nd District<br>Engineering Office   |                    |                      | 21,326,000             | 21,326,000             |
| Pangasinan 2nd District<br>Engineering Office   |                    |                      | 46,000,000             | 46,000,000             |
| Pangasinan 3rd District<br>Engineering Office   |                    |                      | 20,000,000             | 20,000,000             |



|  |                    |                    |
|--|--------------------|--------------------|
| Pangasinan 4th District<br>Engineering Office    | 20,000,000         | 20,000,000         |
| <b>Cordillera Administrative Region (CAR)</b>    | <b>28,275,000</b>  | <b>28,275,000</b>  |
| Baguio City District<br>Engineering Office       | 16,887,000         | 16,887,000         |
| Lower Kalinga District<br>Engineering Office     | 11,388,000         | 11,388,000         |
| <b>Region II - Cagayan Valley</b>                | <b>306,470,000</b> | <b>306,470,000</b> |
| Cagayan 2nd District<br>Engineering Office       | 49,984,000         | 49,984,000         |
| Isabela 1st District<br>Engineering Office       | 88,297,000         | 88,297,000         |
| Isabela 4th District<br>Engineering Office       | 18,353,000         | 18,353,000         |
| Nueva Vizcaya 2nd District<br>Engineering Office | 149,836,000        | 149,836,000        |
| <b>Region III - Central Luzon</b>                | <b>291,510,000</b> | <b>291,510,000</b> |
| Bulacan 1st District<br>Engineering Office       | 4,100,000          | 4,100,000          |
| Bulacan 2nd District<br>Engineering Office       | 50,000,000         | 50,000,000         |
| Nueva Ecija 1st District<br>Engineering Office   | 27,165,000         | 27,165,000         |
| Nueva Ecija 2nd District<br>Engineering Office   | 40,420,000         | 40,420,000         |
| Pampanga 1st District<br>Engineering Office      | 16,404,000         | 16,404,000         |
| Pampanga 3rd District<br>Engineering Office      | 26,768,000         | 26,768,000         |
| Tarlac District<br>Engineering Office            | 89,953,000         | 89,953,000         |
| Tarlac 2nd District<br>Engineering Office        | 36,700,000         | 36,700,000         |
| <b>Region IVA - CALABARZON</b>                   | <b>754,425,000</b> | <b>754,425,000</b> |
| Batangas 3rd<br>District Engineering Office      | 10,677,000         | 10,677,000         |
| Batangas 4th<br>District Engineering Office      | 212,278,000        | 212,278,000        |

|  |                    |                    |
|--|--------------------|--------------------|
| Cavite Third District<br>Engineering Office          | 50,000,000         | 50,000,000         |
| Laguna 2nd District<br>Engineering Office            | 182,614,000        | 182,614,000        |
| Laguna 3rd District<br>Engineering Office            | 210,125,000        | 210,125,000        |
| Quezon 2nd District<br>Engineering Office            | 25,000,000         | 25,000,000         |
| Rizal 1st District Engineering Office                | 63,731,000         | 63,731,000         |
| Region V - Bicol                                     | <u>41,942,000</u>  | <u>41,942,000</u>  |
| Camarines Norte District<br>Engineering Office       | 20,000,000         | 20,000,000         |
| Sorsogon District<br>Engineering Office              | 21,942,000         | 21,942,000         |
| Region VI - Western Visayas                          | <u>580,587,000</u> | <u>580,587,000</u> |
| Antique District<br>Engineering Office               | 46,000,000         | 46,000,000         |
| Bacolod City District<br>Engineering Office          | 27,325,000         | 27,325,000         |
| Capiz 1st District<br>Engineering Office             | 35,476,000         | 35,476,000         |
| Capiz 2nd District<br>Engineering Office             | 32,180,000         | 32,180,000         |
| Iloilo 2nd District<br>Engineering Office            | 5,643,000          | 5,643,000          |
| Iloilo City District<br>Engineering Office           | 22,194,000         | 22,194,000         |
| Negros Occidental 1st District<br>Engineering Office | 233,735,000        | 233,735,000        |
| Negros Occidental 4th District<br>Engineering Office | 178,034,000        | 178,034,000        |
| Region VII - Central Visayas                         | <u>452,187,000</u> | <u>452,187,000</u> |
| Cebu 2nd District<br>Engineering Office              | 150,819,000        | 150,819,000        |
| Cebu 4th District<br>Engineering Office              | 13,909,000         | 13,909,000         |
| Cebu 5th District<br>Engineering Office              | 23,301,000         | 23,301,000         |

|  |                    |                    |
|--|--------------------|--------------------|
| Cebu 6th District<br>Engineering Office                | 75,000,000         | 75,000,000         |
| Cebu City District<br>Engineering Office               | 100,000,000        | 100,000,000        |
| Negros Oriental 3rd District<br>Engineering Office     | 89,158,000         | 89,158,000         |
| Region VIII - Eastern Visayas                          | <u>686,754,000</u> | <u>686,754,000</u> |
| Leyte 1st District<br>Engineering Office               | 84,749,000         | 84,749,000         |
| Leyte 2nd District<br>Engineering Office               | 23,903,000         | 23,903,000         |
| Leyte 4th District<br>Engineering Office               | 15,000,000         | 15,000,000         |
| Northern Samar 1st District<br>Engineering Office      | 74,774,000         | 74,774,000         |
| Samar 1st District<br>Engineering Office               | 22,085,000         | 22,085,000         |
| Samar 2nd District<br>Engineering Office               | 340,162,000        | 340,162,000        |
| Southern Leyte District<br>Engineering Office          | 49,572,000         | 49,572,000         |
| Tacloban City District<br>Engineering Office           | 76,509,000         | 76,509,000         |
| Region IX - Zamboanga Peninsula                        | <u>82,059,000</u>  | <u>82,059,000</u>  |
| Zamboanga City District<br>Engineering Office          | 33,164,000         | 33,164,000         |
| Zamboanga del Norte 2nd District<br>Engineering Office | 8,895,000          | 8,895,000          |
| Zamboanga del Norte 3rd District<br>Engineering Office | 40,000,000         | 40,000,000         |
| Region X - Northern Mindanao                           | <u>598,887,000</u> | <u>598,887,000</u> |
| Bukidnon 1st District<br>Engineering Office            | 44,799,000         | 44,799,000         |
| Bukidnon 2nd District<br>Engineering Office            | 108,857,000        | 108,857,000        |
| Bukidnon 3rd District<br>Engineering Office            | 32,987,000         | 32,987,000         |
| Lanao del Norte 1st<br>District Engineering Office     | 90,603,000         | 90,603,000         |

|  |                       |                       |
|--|-----------------------|-----------------------|
| Lanao del Norte 2nd<br>District Engineering Office               | 103,656,000           | 103,656,000           |
| Misamis Occidental District<br>Engineering Office                | 100,278,000           | 100,278,000           |
| Misamis Occidental 2nd District<br>Engineering Office            | 69,750,000            | 69,750,000            |
| Misamis Oriental 2nd District<br>Engineering Office              | 47,957,000            | 47,957,000            |
| Region XI - Davao  | <u>191,658,000</u>    | <u>191,658,000</u>    |
| Davao City<br>District Engineering Office                        | 73,633,000            | 73,633,000            |
| Davao del Norte<br>District Engineering Office                   | 57,326,000            | 57,326,000            |
| Davao Oriental 2nd<br>District Engineering Office                | 60,699,000            | 60,699,000            |
| Region XII - SOCCSKSARGEN  | <u>80,644,000</u>     | <u>80,644,000</u>     |
| South Cotabato<br>District Engineering Office                    | 80,644,000            | 80,644,000            |
| Project(s)   |                       |                       |
| Foreign - Assisted Project(s)                                    | <u>110,000,000</u>    | <u>110,000,000</u>    |
| Road Upgrading and Preservation Project<br>(RUPP), JICA, PH-P247 | <u>110,000,000</u>    | <u>110,000,000</u>    |
| Loan Proceeds  | <u>10,000,000</u>     | <u>10,000,000</u>     |
| National Capital Region (NCR)                                    | <u>10,000,000</u>     | <u>10,000,000</u>     |
| Central Office   | 10,000,000            | 10,000,000            |
| GOP Counterpart  | <u>100,000,000</u>    | <u>100,000,000</u>    |
| National Capital Region (NCR)                                    | <u>100,000,000</u>    | <u>100,000,000</u>    |
| Central Office   | 100,000,000           | 100,000,000           |
| Preventive Maintenance - Secondary Roads                         | <u>11,789,350,000</u> | <u>11,789,350,000</u> |
| Preventive Maintenance of Secondary Roads                        | <u>11,789,350,000</u> | <u>11,789,350,000</u> |
| National Capital Region (NCR)                                    | <u>7,793,353,000</u>  | <u>7,793,353,000</u>  |
| Central Office   | 7,241,150,000         | 7,241,150,000         |
| Las Piñas-Muntinlupa District<br>Engineering Office              | 76,232,000            | 76,232,000            |
| Metro Manila 1st District<br>Engineering Office                  | 29,722,000            | 29,722,000            |

|   |                    |                    |
|---|--------------------|--------------------|
| Metro Manila 2nd District<br>Engineering Office | 3,917,000          | 3,917,000          |
| North Manila District<br>Engineering Office     | 212,000,000        | 212,000,000        |
| Quezon City 1st District<br>Engineering Office  | 7,552,000          | 7,552,000          |
| Quezon City 2nd District<br>Engineering Office  | 100,000,000        | 100,000,000        |
| South Manila District<br>Engineering Office     | 122,780,000        | 122,780,000        |
| Region I - Ilocos                               | <u>84,877,000</u>  | <u>84,877,000</u>  |
| Ilocos Norte 2nd District<br>Engineering Office | 4,500,000          | 4,500,000          |
| Ilocos Sur 2nd District<br>Engineering Office   | 3,980,000          | 3,980,000          |
| Pangasinan 2nd District<br>Engineering Office   | 10,000,000         | 10,000,000         |
| Pangasinan 4th District<br>Engineering Office   | 66,397,000         | 66,397,000         |
| Cordillera Administrative Region (CAR)          | <u>171,478,000</u> | <u>171,478,000</u> |
| Baguio City District Engineering Office         | 74,202,000         | 74,202,000         |
| Benguet 2nd District Engineering Office         | 35,000,000         | 35,000,000         |
| Ifugao 1st District Engineering Office          | 20,000,000         | 20,000,000         |
| Ifugao 2nd District Engineering Office          | 19,139,000         | 19,139,000         |
| Lower Kalinga District<br>Engineering Office    | 9,298,000          | 9,298,000          |
| Upper Kalinga District<br>Engineering Office    | 13,839,000         | 13,839,000         |
| Region II - Cagayan Valley                      | <u>41,847,000</u>  | <u>41,847,000</u>  |
| Cagayan 2nd District Engineering Office         | 28,200,000         | 28,200,000         |
| Quirino District Engineering Office             | 13,647,000         | 13,647,000         |
| Region III - Central Luzon                      | <u>229,010,000</u> | <u>229,010,000</u> |
| Aurora District<br>Engineering Office           | 76,522,000         | 76,522,000         |
| Bataan 1st District<br>Engineering Office       | 26,427,000         | 26,427,000         |

|   |                    |                    |
|---|--------------------|--------------------|
| Bataan 2nd District<br>Engineering Office         | 36,200,000         | 36,200,000         |
| Bulacan 1st District<br>Engineering Office        | 10,000,000         | 10,000,000         |
| Nueva Ecija 1st District<br>Engineering Office    | 21,844,000         | 21,844,000         |
| Nueva Ecija 2nd District<br>Engineering Office    | 11,225,000         | 11,225,000         |
| Tarlac 2nd District<br>Engineering Office         | 33,782,000         | 33,782,000         |
| Zambales 1st District<br>Engineering Office       | 13,010,000         | 13,010,000         |
| <b>Region IVA - CALABARZON</b>                    | <b>695,859,000</b> | <b>695,859,000</b> |
| Batangas 1st District<br>Engineering Office       | 99,617,000         | 99,617,000         |
| Batangas 3rd District<br>Engineering Office       | 45,044,000         | 45,044,000         |
| Batangas 4th District<br>Engineering Office       | 88,664,000         | 88,664,000         |
| Cavite 2nd District<br>Engineering Office         | 34,100,000         | 34,100,000         |
| Laguna 1st District<br>Engineering Office         | 53,395,000         | 53,395,000         |
| Quezon 1st District<br>Engineering Office         | 47,012,000         | 47,012,000         |
| Quezon 3rd District<br>Engineering Office         | 199,397,000        | 199,397,000        |
| Quezon 4th District<br>Engineering Office         | 50,000,000         | 50,000,000         |
| Rizal 1st District<br>Engineering Office          | 55,535,000         | 55,535,000         |
| Rizal 2nd District<br>Engineering Office          | 23,095,000         | 23,095,000         |
| <b>Region IVB - MIMAROPA</b>                      | <b>20,432,000</b>  | <b>20,432,000</b>  |
| Mindoro Occidental District<br>Engineering Office | 8,292,000          | 8,292,000          |
| Mindoro Oriental District<br>Engineering Office   | 12,140,000         | 12,140,000         |

|  |                    |                    |
|--|--------------------|--------------------|
| <b>Region V - Bicol</b>                          | <b>306,525,000</b> | <b>306,525,000</b> |
| Albay 2nd District<br>Engineering Office         | 61,060,000         | 61,060,000         |
| Camarines Norte District<br>Engineering Office   | 9,447,000          | 9,447,000          |
| Camarines Sur 2nd District<br>Engineering Office | 32,500,000         | 32,500,000         |
| Camarines Sur 3rd District<br>Engineering Office | 83,000,000         | 83,000,000         |
| Camarines Sur 4th District<br>Engineering Office | 45,938,000         | 45,938,000         |
| Camarines Sur 5th District<br>Engineering Office | 9,579,000          | 9,579,000          |
| Masbate 2nd District<br>Engineering Office       | 43,192,000         | 43,192,000         |
| Masbate 3rd District<br>Engineering Office       | 6,809,000          | 6,809,000          |
| Sorsogon 2nd District<br>Engineering Office      | 15,000,000         | 15,000,000         |
| <b>Region VI - Western Visayas</b>               | <b>667,981,000</b> | <b>667,981,000</b> |
| Aklan District<br>Engineering Office             | 5,728,000          | 5,728,000          |
| Antique District<br>Engineering Office           | 30,781,000         | 30,781,000         |
| Bacolod City District<br>Engineering Office      | 89,549,000         | 89,549,000         |
| Capiz 1st District<br>Engineering Office         | 38,998,000         | 38,998,000         |
| Capiz 2nd District<br>Engineering Office         | 21,852,000         | 21,852,000         |
| Guimaras District<br>Engineering Office          | 26,451,000         | 26,451,000         |
| Iloilo 1st District<br>Engineering Office        | 124,382,000        | 124,382,000        |
| Iloilo 2nd District<br>Engineering Office        | 20,061,000         | 20,061,000         |
| Iloilo 3rd District<br>Engineering Office        | 85,670,000         | 85,670,000         |
| Iloilo 4th District<br>Engineering Office        | 24,000,000         | 24,000,000         |

|  |                    |                    |
|--|--------------------|--------------------|
| Iloilo City District<br>Engineering Office           | 81,133,000         | 81,133,000         |
| Negros Occidental 1st<br>District Engineering Office | 45,059,000         | 45,059,000         |
| Negros Occidental 2nd<br>District Engineering Office | 33,116,000         | 33,116,000         |
| Negros Occidental 3rd<br>District Engineering Office | 16,505,000         | 16,505,000         |
| Negros Occidental 4th<br>District Engineering Office | 24,696,000         | 24,696,000         |
| <b>Region VII - Central Visayas</b>                  | <b>632,455,000</b> | <b>632,455,000</b> |
| Bohol 1st District<br>Engineering Office             | 97,860,000         | 97,860,000         |
| Bohol 2nd District<br>Engineering Office             | 94,833,000         | 94,833,000         |
| Cebu 1st District<br>Engineering Office              | 10,908,000         | 10,908,000         |
| Cebu 2nd District<br>Engineering Office              | 90,000,000         | 90,000,000         |
| Cebu 3rd District<br>Engineering Office              | 127,548,000        | 127,548,000        |
| Cebu 5th District<br>Engineering Office              | 25,000,000         | 25,000,000         |
| Cebu 6th District<br>Engineering Office              | 5,055,000          | 5,055,000          |
| Cebu City District<br>Engineering Office             | 99,221,000         | 99,221,000         |
| Negros Oriental 1st District<br>Engineering Office   | 50,000,000         | 50,000,000         |
| Siquijor District<br>Engineering Office              | 32,030,000         | 32,030,000         |
| <b>Region VIII - Eastern Visayas</b>                 | <b>493,561,000</b> | <b>493,561,000</b> |
| Biliran District<br>Engineering Office               | 45,410,000         | 45,410,000         |
| Eastern Samar District<br>Engineering Office         | 89,581,000         | 89,581,000         |
| Leyte 3rd District<br>Engineering Office             | 17,270,000         | 17,270,000         |



|  |                    |                    |
|--|--------------------|--------------------|
| Northern Samar 1st District<br>Engineering Office      | 120,353,000        | 120,353,000        |
| Northern Samar 2nd District<br>Engineering Office      | 121,558,000        | 121,558,000        |
| Southern Leyte District<br>Engineering Office          | 30,917,000         | 30,917,000         |
| Tacloban City District<br>Engineering Office           | 68,472,000         | 68,472,000         |
| Region IX - Zamboanga Peninsula                        | <u>84,000,000</u>  | <u>84,000,000</u>  |
| Zamboanga City District<br>Engineering Office          | 9,000,000          | 9,000,000          |
| Zamboanga del Norte 3rd District<br>Engineering Office | 75,000,000         | 75,000,000         |
| Region X - Northern Mindanao                           | <u>308,735,000</u> | <u>308,735,000</u> |
| Bukidnon 1st District<br>Engineering Office            | 13,016,000         | 13,016,000         |
| Bukidnon 2nd District<br>Engineering Office            | 50,000,000         | 50,000,000         |
| Bukidnon 3rd District<br>Engineering Office            | 100,000,000        | 100,000,000        |
| Misamis Occidental District<br>Engineering Office      | 50,000,000         | 50,000,000         |
| Misamis Oriental 1st District<br>Engineering Office    | 95,719,000         | 95,719,000         |
| Region XI - Davao                                      | <u>129,331,000</u> | <u>129,331,000</u> |
| Davao City District<br>Engineering Office              | 55,785,000         | 55,785,000         |
| Davao del Norte District<br>Engineering Office         | 73,546,000         | 73,546,000         |
| Region XII - SOCCSKSARGEN                              | <u>104,161,000</u> | <u>104,161,000</u> |
| Sarangani District<br>Engineering Office               | 78,549,000         | 78,549,000         |
| Sultan Kudarat 2nd District<br>Engineering Office      | 25,612,000         | 25,612,000         |
| Region XIII - Caraga                                   | <u>25,745,000</u>  | <u>25,745,000</u>  |
| Surigao del Sur 2nd<br>District Engineering Office     | 25,745,000         | 25,745,000         |

|   |               |               |
|---|---------------|---------------|
| Preventive Maintenance - Tertiary Roads               | 9,010,793,000 | 9,010,793,000 |
| Preventive Maintenance of Tertiary Roads              | 9,010,793,000 | 9,010,793,000 |
| National Capital Region (NCR)                         | 5,277,122,000 | 5,277,122,000 |
| Central Office  | 4,795,442,000 | 4,795,442,000 |
| Las Piñas - Muntinlupa District<br>Engineering Office | 48,645,000    | 48,645,000    |
| Metro Manila 1st District<br>Engineering Office       | 111,104,000   | 111,104,000   |
| Metro Manila 2nd District<br>Engineering Office       | 16,110,000    | 16,110,000    |
| Metro Manila 3rd District<br>Engineering Office       | 16,300,000    | 16,300,000    |
| North Manila District<br>Engineering Office           | 128,267,000   | 128,267,000   |
| Quezon City 1st District<br>Engineering Office        | 25,188,000    | 25,188,000    |
| Quezon City 2nd District<br>Engineering Office        | 56,000,000    | 56,000,000    |
| South Manila District<br>Engineering Office           | 80,066,000    | 80,066,000    |
| Region I - Ilocos                                     | 241,733,000   | 241,733,000   |
| Ilocos Norte 2nd District<br>Engineering Office       | 200,425,000   | 200,425,000   |
| Ilocos Sur 1st District<br>Engineering Office         | 15,201,000    | 15,201,000    |
| Ilocos Sur 2nd District<br>Engineering Office         | 16,107,000    | 16,107,000    |
| Pangasinan 2nd District<br>Engineering Office         | 10,000,000    | 10,000,000    |
| Cordillera Administrative Region (CAR)                | 102,450,000   | 102,450,000   |
| Baguio City District Engineering Office               | 74,032,000    | 74,032,000    |
| Benguet 2nd District Engineering Office               | 6,000,000     | 6,000,000     |
| Ifugao 1st District Engineering Office                | 15,043,000    | 15,043,000    |
| Lower Kalinga District<br>Engineering Office          | 7,375,000     | 7,375,000     |

|  |                    |                    |
|--|--------------------|--------------------|
| <b>Region II - Cagayan Valley</b>                | <b>133,145,000</b> | <b>133,145,000</b> |
| Isabela 3rd District<br>Engineering Office       | 3,521,000          | 3,521,000          |
| Nueva Vizcaya 2nd District<br>Engineering Office | 18,274,000         | 18,274,000         |
| Quirino District<br>Engineering Office           | 111,350,000        | 111,350,000        |
| <b>Region III - Central Luzon</b>                | <b>919,989,000</b> | <b>919,989,000</b> |
| Aurora District<br>Engineering Office            | 50,163,000         | 50,163,000         |
| Bataan 1st District<br>Engineering Office        | 23,790,000         | 23,790,000         |
| Bataan 2nd District<br>Engineering Office        | 92,193,000         | 92,193,000         |
| Bulacan 1st District<br>Engineering Office       | 211,000,000        | 211,000,000        |
| Bulacan 2nd District<br>Engineering Office       | 340,315,000        | 340,315,000        |
| Nueva Ecija 1st District<br>Engineering Office   | 15,173,000         | 15,173,000         |
| Nueva Ecija 2nd District<br>Engineering Office   | 82,352,000         | 82,352,000         |
| Pampanga 1st District<br>Engineering Office      | 30,729,000         | 30,729,000         |
| Pampanga 2nd District<br>Engineering Office      | 13,964,000         | 13,964,000         |
| Tarlac 2nd District<br>Engineering Office        | 60,310,000         | 60,310,000         |
| <b>Region IVA - CALABARZON</b>                   | <b>375,489,000</b> | <b>375,489,000</b> |
| Batangas 3rd District<br>Engineering Office      | 48,825,000         | 48,825,000         |
| Cavite District<br>Engineering Office            | 6,744,000          | 6,744,000          |
| Cavite Third District<br>Engineering Office      | 63,000,000         | 63,000,000         |
| Laguna 1st District<br>Engineering Office        | 34,052,000         | 34,052,000         |
| Laguna 3rd District<br>Engineering Office        | 25,415,000         | 25,415,000         |

|  |                    |                    |
|--|--------------------|--------------------|
| Rizal 1st District<br>Engineering Office             | 181,540,000        | 181,540,000        |
| Rizal 2nd District<br>Engineering Office             | 15,913,000         | 15,913,000         |
| <b>Region V - Bicol</b>                              | <b>107,667,000</b> | <b>107,667,000</b> |
| Camarines Norte District<br>Engineering Office       | 7,592,000          | 7,592,000          |
| Camarines Sur 2nd District<br>Engineering Office     | 26,000,000         | 26,000,000         |
| Camarines Sur 3rd District<br>Engineering Office     | 27,000,000         | 27,000,000         |
| Catanduanes District<br>Engineering Office           | 12,000,000         | 12,000,000         |
| Sorsogon 2nd District<br>Engineering Office          | 35,075,000         | 35,075,000         |
| <b>Region VI - Western Visayas</b>                   | <b>470,889,000</b> | <b>470,889,000</b> |
| Bacolod City District Engineering Office             | 31,573,000         | 31,573,000         |
| Capiz 1st District Engineering Office                | 26,062,000         | 26,062,000         |
| Capiz 2nd District Engineering Office                | 24,928,000         | 24,928,000         |
| Iloilo 1st District Engineering Office               | 47,738,000         | 47,738,000         |
| Iloilo 2nd District Engineering Office               | 47,869,000         | 47,869,000         |
| Iloilo 4th District Engineering Office               | 71,997,000         | 71,997,000         |
| Iloilo City District Engineering Office              | 25,977,000         | 25,977,000         |
| Negros Occidental 1st<br>District Engineering Office | 24,330,000         | 24,330,000         |
| Negros Occidental 2nd<br>District Engineering Office | 53,591,000         | 53,591,000         |
| Negros Occidental 3rd<br>District Engineering Office | 73,132,000         | 73,132,000         |
| Negros Occidental 4th<br>District Engineering Office | 43,692,000         | 43,692,000         |
| <b>Region VII - Central Visayas</b>                  | <b>770,049,000</b> | <b>770,049,000</b> |
| Bohol 2nd District<br>Engineering Office             | 30,000,000         | 30,000,000         |
| Cebu 2nd District<br>Engineering Office              | 74,400,000         | 74,400,000         |

|  |                    |                    |
|--|--------------------|--------------------|
| Cebu 3rd District<br>Engineering Office                | 15,000,000         | 15,000,000         |
| Cebu 4th District<br>Engineering Office                | 39,826,000         | 39,826,000         |
| Cebu 5th District<br>Engineering Office                | 25,000,000         | 25,000,000         |
| Cebu 6th District<br>Engineering Office                | 26,801,000         | 26,801,000         |
| Cebu 7th District<br>Engineering Office                | 19,307,000         | 19,307,000         |
| Cebu City District<br>Engineering Office               | 454,715,000        | 454,715,000        |
| Negros Oriental 1st District<br>Engineering Office     | 40,000,000         | 40,000,000         |
| Negros Oriental 3rd District<br>Engineering Office     | 30,000,000         | 30,000,000         |
| Siquijor District<br>Engineering Office                | 15,000,000         | 15,000,000         |
| Region VIII - Eastern Visayas                          | <u>210,284,000</u> | <u>210,284,000</u> |
| Leyte 1st District<br>Engineering Office               | 80,904,000         | 80,904,000         |
| Leyte 2nd District<br>Engineering Office               | 47,442,000         | 47,442,000         |
| Northern Samar 2nd District<br>Engineering Office      | 29,795,000         | 29,795,000         |
| Tacloban City District<br>Engineering Office           | 52,143,000         | 52,143,000         |
| Region X - Northern Mindanao                           | <u>301,514,000</u> | <u>301,514,000</u> |
| Bukidnon 1st District<br>Engineering Office            | 149,786,000        | 149,786,000        |
| Bukidnon 2nd District<br>Engineering Office            | 91,787,000         | 91,787,000         |
| Cagayan de Oro City 2nd District<br>Engineering Office | 7,678,000          | 7,678,000          |
| Lanao del Norte 1st District<br>Engineering Office     | 22,265,000         | 22,265,000         |
| Misamis Occidental 2nd District<br>Engineering Office  | 9,998,000          | 9,998,000          |
| Misamis Occidental District<br>Engineering Office      | 20,000,000         | 20,000,000         |

|   |                      |                      |
|---|----------------------|----------------------|
| Region XI - Davao   | <u>25,000,000</u>    | <u>25,000,000</u>    |
| Davao Oriental 2nd District<br>Engineering Office                                   | 25,000,000           | 25,000,000           |
| Region XII - SOCCSKSARGEN   | <u>75,462,000</u>    | <u>75,462,000</u>    |
| Cotabato 3rd District<br>Engineering Office   | 75,462,000           | 75,462,000           |
| Rehabilitation/ Reconstruction/<br>Upgrading of Damaged Paved Roads - Primary Roads | <u>3,931,888,000</u> | <u>3,931,888,000</u> |
| Rehabilitation/ Reconstruction/<br>Upgrading of Damaged Paved Roads, Primary Roads  | <u>3,931,888,000</u> | <u>3,931,888,000</u> |
| National Capital Region (NCR)   | <u>2,311,336,000</u> | <u>2,311,336,000</u> |
| Central Office  | 2,081,336,000        | 2,081,336,000        |
| Metro Manila 2nd District<br>Engineering Office                                     | 190,000,000          | 190,000,000          |
| South Manila District<br>Engineering Office   | 40,000,000           | 40,000,000           |
| Region I - Ilocos   | <u>84,272,000</u>    | <u>84,272,000</u>    |
| Ilocos Norte 1st District<br>Engineering Office                                     | 23,907,000           | 23,907,000           |
| La Union 1st District<br>Engineering Office   | 25,000,000           | 25,000,000           |
| Pangasinan 2nd District<br>Engineering Office                                       | 19,240,000           | 19,240,000           |
| Pangasinan 3rd District<br>Engineering Office                                       | 16,125,000           | 16,125,000           |
| Region II - Cagayan Valley  | <u>54,045,000</u>    | <u>54,045,000</u>    |
| Cagayan 2nd District<br>Engineering Office  | 43,000,000           | 43,000,000           |
| Nueva Vizcaya 2nd District<br>Engineering Office                                    | 11,045,000           | 11,045,000           |
| Region III - Central Luzon  | <u>259,699,000</u>   | <u>259,699,000</u>   |
| Bataan 1st District<br>Engineering Office   | 6,800,000            | 6,800,000            |
| Bulacan 1st District<br>Engineering Office  | 150,000,000          | 150,000,000          |
| Nueva Ecija 1st District<br>Engineering Office                                      | 13,399,000           | 13,399,000           |

|  |                    |                    |
|--|--------------------|--------------------|
| Nueva Ecija 2nd District<br>Engineering Office       | 14,741,000         | 14,741,000         |
| Pampanga 1st District<br>Engineering Office          | 40,987,000         | 40,987,000         |
| Pampanga 2nd District<br>Engineering Office          | 4,325,000          | 4,325,000          |
| Tarlac District<br>Engineering Office                | 29,447,000         | 29,447,000         |
| Region IVA - CALABARZON                              | <u>152,512,000</u> | <u>152,512,000</u> |
| Batangas 3rd District<br>Engineering Office          | 12,000,000         | 12,000,000         |
| Cavite 1st District<br>Engineering Office            | 96,685,000         | 96,685,000         |
| Quezon 4th District<br>Engineering Office            | 43,827,000         | 43,827,000         |
| Region V - Bicol                                     | <u>59,316,000</u>  | <u>59,316,000</u>  |
| Albay 2nd District<br>Engineering Office             | 31,516,000         | 31,516,000         |
| Camarines Sur 2nd District<br>Engineering Office     | 27,800,000         | 27,800,000         |
| Region VI - Western Visayas                          | <u>91,897,000</u>  | <u>91,897,000</u>  |
| Negros Occidental 2nd<br>Engineering Office          | 26,898,000         | 26,898,000         |
| Negros Occidental 3rd<br>Engineering Office          | 34,157,000         | 34,157,000         |
| Negros Occidental 4th<br>District Engineering Office | 30,842,000         | 30,842,000         |
| Region VII - Central Visayas                         | <u>181,844,000</u> | <u>181,844,000</u> |
| Cebu 2nd District<br>Engineering Office              | 62,849,000         | 62,849,000         |
| Cebu 3rd District<br>Engineering Office              | 25,000,000         | 25,000,000         |
| Cebu 4th District<br>Engineering Office              | 38,995,000         | 38,995,000         |
| Cebu 5th District<br>Engineering Office              | 15,000,000         | 15,000,000         |
| Negros Oriental 3rd District<br>Engineering Office   | 40,000,000         | 40,000,000         |

|  |                    |                    |
|--|--------------------|--------------------|
| Region VIII - Eastern Visayas                          | <u>313,257,000</u> | <u>313,257,000</u> |
| Leyte 1st District<br>Engineering Office               | 28,409,000         | 28,409,000         |
| Leyte 2nd District<br>Engineering Office               | 181,254,000        | 181,254,000        |
| Leyte 5th District<br>Engineering Office               | 15,000,000         | 15,000,000         |
| Samar 2nd District<br>Engineering Office               | 88,594,000         | 88,594,000         |
| Region IX - Zamboanga Peninsula                        | <u>57,118,000</u>  | <u>57,118,000</u>  |
| Zamboanga City<br>District Engineering Office          | 11,618,000         | 11,618,000         |
| Zamboanga del Norte 2nd<br>District Engineering Office | 20,500,000         | 20,500,000         |
| Zamboanga Sibugay 1st<br>District Engineering Office   | 25,000,000         | 25,000,000         |
| Region X - Northern Mindanao                           | <u>169,336,000</u> | <u>169,336,000</u> |
| Bukidnon 3rd District<br>Engineering Office            | 24,500,000         | 24,500,000         |
| Misamis Occidental 1st District<br>Engineering Office  | 43,770,000         | 43,770,000         |
| Misamis Occidental 2nd District<br>Engineering Office  | 72,292,000         | 72,292,000         |
| Misamis Oriental 1st District<br>Engineering Office    | 28,774,000         | 28,774,000         |
| Region XI - Davao                                      | <u>90,373,000</u>  | <u>90,373,000</u>  |
| Davao de Oro District<br>Engineering Office            | 29,021,000         | 29,021,000         |
| Davao City 2nd District<br>Engineering Office          | 20,352,000         | 20,352,000         |
| Davao del Sur District<br>Engineering Office           | 41,000,000         | 41,000,000         |
| Region XII - SOCCSKSARGEN                              | <u>71,530,000</u>  | <u>71,530,000</u>  |
| Cotabato 1st District<br>Engineering Office            | 2,000,000          | 2,000,000          |
| Cotabato 2nd District<br>Engineering Office            | 40,000,000         | 40,000,000         |
| Sarangani District<br>Engineering Office               | 29,530,000         | 29,530,000         |



|   |                      |                      |
|---|----------------------|----------------------|
| Region XIII - Caraga  | <u>35,353,000</u>    | <u>35,353,000</u>    |
| Agusan del Norte District<br>Engineering Office                                       | 15,000,000           | 15,000,000           |
| Agusan del Sur 1st District<br>Engineering Office                                     | 20,353,000           | 20,353,000           |
| Rehabilitation/ Reconstruction/<br>Upgrading of Damaged Paved Roads - Secondary Roads | <u>6,032,766,000</u> | <u>6,032,766,000</u> |
| Rehabilitation/ Reconstruction/<br>Upgrading of Damaged Paved Roads - Secondary Roads | <u>6,032,766,000</u> | <u>6,032,766,000</u> |
| National Capital Region (NCR)   | <u>2,907,249,000</u> | <u>2,907,249,000</u> |
| Central Office  | 2,643,713,000        | 2,643,713,000        |
| Metro Manila 2nd District<br>Engineering Office                                       | 82,601,000           | 82,601,000           |
| Metro Manila 3rd District<br>Engineering Office                                       | 54,226,000           | 54,226,000           |
| North Manila District<br>Engineering Office   | 92,000,000           | 92,000,000           |
| South Manila District<br>Engineering Office   | 34,709,000           | 34,709,000           |
| Region I - Ilocos   | <u>55,815,000</u>    | <u>55,815,000</u>    |
| Ilocos Sur 2nd District<br>Engineering Office   | 14,685,000           | 14,685,000           |
| Pangasinan 2nd District<br>Engineering Office   | 20,000,000           | 20,000,000           |
| Pangasinan 3rd District<br>Engineering Office   | 20,000,000           | 20,000,000           |
| Pangasinan 4th District<br>Engineering Office   | 1,130,000            | 1,130,000            |
| Cordillera Administrative Region (CAR)  | <u>54,017,000</u>    | <u>54,017,000</u>    |
| Ifugao 1st District Engineering Office  | 1,600,000            | 1,600,000            |
| Ifugao 2nd District Engineering Office  | 49,107,000           | 49,107,000           |
| Lower Kalinga District Engineering Office   | 3,310,000            | 3,310,000            |
| Region II - Cagayan Valley  | <u>256,667,000</u>   | <u>256,667,000</u>   |
| Quirino District Engineering Office   | 256,667,000          | 256,667,000          |

|   |                    |                    |
|---|--------------------|--------------------|
| <b>Region III - Central Luzon</b>                 | <b>160,730,000</b> | <b>160,730,000</b> |
| Bataan 1st District<br>Engineering Office         | 41,564,000         | 41,564,000         |
| Bulacan 1st District<br>Engineering Office        | 7,000,000          | 7,000,000          |
| Nueva Ecija 1st District<br>Engineering Office    | 28,739,000         | 28,739,000         |
| Nueva Ecija 2nd District<br>Engineering Office    | 4,783,000          | 4,783,000          |
| Pampanga 2nd District<br>Engineering Office       | 62,380,000         | 62,380,000         |
| Tarlac 2nd District<br>Engineering Office         | 16,264,000         | 16,264,000         |
| <b>Region IVA - CALABARZON</b>                    | <b>378,539,000</b> | <b>378,539,000</b> |
| Batangas 1st District<br>Engineering Office       | 8,000,000          | 8,000,000          |
| Batangas 2nd District<br>Engineering Office       | 3,030,000          | 3,030,000          |
| Batangas 3rd District<br>Engineering Office       | 45,000,000         | 45,000,000         |
| Cavite 1st District<br>Engineering Office         | 202,755,000        | 202,755,000        |
| Cavite Third District<br>Engineering Office       | 46,605,000         | 46,605,000         |
| Quezon 3rd District<br>Engineering Office         | 51,149,000         | 51,149,000         |
| Rizal 1st District<br>Engineering Office          | 22,000,000         | 22,000,000         |
| <b>Region IVB - MIMAROPA</b>                      | <b>158,717,000</b> | <b>158,717,000</b> |
| Mindoro Occidental District<br>Engineering Office | 7,396,000          | 7,396,000          |
| Mindoro Oriental District<br>Engineering Office   | 36,961,000         | 36,961,000         |
| Palawan 2nd District<br>Engineering Office        | 5,000,000          | 5,000,000          |
| Romblon District<br>Engineering Office            | 88,790,000         | 88,790,000         |
| Southern Mindoro District<br>Engineering Office   | 20,570,000         | 20,570,000         |

|  |                    |                    |
|--|--------------------|--------------------|
| <b>Region V - Bicol</b>                              | <b>210,785,000</b> | <b>210,785,000</b> |
| Camarines Sur 4th District<br>Engineering Office     | 55,891,000         | 55,891,000         |
| Catanduanes District<br>Engineering Office           | 23,000,000         | 23,000,000         |
| Masbate 1st District<br>Engineering Office           | 10,165,000         | 10,165,000         |
| Masbate 2nd District<br>Engineering Office           | 99,602,000         | 99,602,000         |
| Masbate 3rd District<br>Engineering Office           | 22,127,000         | 22,127,000         |
| <b>Region VI - Western Visayas</b>                   | <b>364,360,000</b> | <b>364,360,000</b> |
| Antique District Engineering Office                  | 22,468,000         | 22,468,000         |
| Capiz 1st District Engineering Office                | 9,528,000          | 9,528,000          |
| Capiz 2nd District Engineering Office                | 78,992,000         | 78,992,000         |
| Iloilo 1st District Engineering Office               | 36,281,000         | 36,281,000         |
| Iloilo 3rd District Engineering Office               | 87,407,000         | 87,407,000         |
| Negros Occidental 1st<br>District Engineering Office | 26,552,000         | 26,552,000         |
| Negros Occidental 2nd<br>District Engineering Office | 10,036,000         | 10,036,000         |
| Negros Occidental 3rd<br>District Engineering Office | 77,152,000         | 77,152,000         |
| Negros Occidental 4th<br>District Engineering Office | 15,944,000         | 15,944,000         |
| <b>Region VII - Central Visayas</b>                  | <b>511,099,000</b> | <b>511,099,000</b> |
| Bohol 1st District<br>Engineering Office             | 28,216,000         | 28,216,000         |
| Bohol 3rd District<br>Engineering Office             | 34,310,000         | 34,310,000         |
| Cebu 1st District<br>Engineering Office              | 70,409,000         | 70,409,000         |
| Cebu 2nd District<br>Engineering Office              | 13,769,000         | 13,769,000         |
| Cebu 3rd District<br>Engineering Office              | 32,000,000         | 32,000,000         |
| Cebu 5th District<br>Engineering Office              | 24,000,000         | 24,000,000         |

|  |                    |                    |
|--|--------------------|--------------------|
| Cebu 6th District<br>Engineering Office                | 23,675,000         | 23,675,000         |
| Cebu 7th District<br>Engineering Office                | 150,000,000        | 150,000,000        |
| Negros Oriental 3rd District<br>Engineering Office     | 40,000,000         | 40,000,000         |
| Siquijor District<br>Engineering Office                | 94,720,000         | 94,720,000         |
| Region VIII - Eastern Visayas                          | <u>417,862,000</u> | <u>417,862,000</u> |
| Biliran District<br>Engineering Office                 | 50,000,000         | 50,000,000         |
| Eastern Samar District<br>Engineering Office           | 22,100,000         | 22,100,000         |
| Leyte 3rd District<br>Engineering Office               | 12,314,000         | 12,314,000         |
| Northern Samar 1st District<br>Engineering Office      | 33,188,000         | 33,188,000         |
| Samar 2nd District<br>Engineering Office               | 217,000,000        | 217,000,000        |
| Southern Leyte District<br>Engineering Office          | 83,260,000         | 83,260,000         |
| Region IX - Zamboanga Peninsula                        | <u>13,739,000</u>  | <u>13,739,000</u>  |
| Zamboanga City<br>District Engineering Office          | 13,739,000         | 13,739,000         |
| Region X - Northern Mindanao                           | <u>139,718,000</u> | <u>139,718,000</u> |
| Bukidnon 3rd<br>District Engineering Office            | 100,000,000        | 100,000,000        |
| Cagayan de Oro City 2nd<br>District Engineering Office | 25,419,000         | 25,419,000         |
| Misamis Oriental 1st<br>District Engineering Office    | 14,299,000         | 14,299,000         |
| Region XI - Davao                                      | <u>40,000,000</u>  | <u>40,000,000</u>  |
| Davao Oriental 1st District<br>Engineering Office      | 15,000,000         | 15,000,000         |
| Davao Oriental 2nd District<br>Engineering Office      | 25,000,000         | 25,000,000         |

|   |                      |                      |
|---|----------------------|----------------------|
| Region XII - SOCCSKSARGEN   | <u>344,673,000</u>   | <u>344,673,000</u>   |
| Sarangani District<br>Engineering Office  | 333,016,000          | 333,016,000          |
| Sultan Kudarat 2nd District<br>Engineering Office                                       | 11,657,000           | 11,657,000           |
| Region XIII - Caraga  | <u>18,796,000</u>    | <u>18,796,000</u>    |
| Dinagat Islands District<br>Engineering Office  | 18,796,000           | 18,796,000           |
| Rehabilitation/ Reconstruction/<br>Upgrading of Damaged Paved Roads<br>- Tertiary Roads | <u>5,959,654,000</u> | <u>5,959,654,000</u> |
| Rehabilitation/ Reconstruction/<br>Upgrading of Damaged Paved Roads -<br>Tertiary Roads | <u>5,759,654,000</u> | <u>5,759,654,000</u> |
| National Capital Region (NCR)   | <u>3,438,331,000</u> | <u>3,438,331,000</u> |
| Central Office  | 2,964,193,000        | 2,964,193,000        |
| Metro Manila 3rd District<br>Engineering Office   | 244,000,000          | 244,000,000          |
| North Manila District<br>Engineering Office   | 88,733,000           | 88,733,000           |
| Quezon City 1st District<br>Engineering Office  | 32,000,000           | 32,000,000           |
| South Manila District<br>Engineering Office   | 109,405,000          | 109,405,000          |
| Region I - Ilocos   | <u>228,279,000</u>   | <u>228,279,000</u>   |
| Ilocos Norte 2nd District<br>Engineering Office   | 113,009,000          | 113,009,000          |
| Ilocos Sur 2nd District<br>Engineering Office   | 15,270,000           | 15,270,000           |
| La Union 1st District<br>Engineering Office   | 30,000,000           | 30,000,000           |
| Pangasinan 1st District<br>Engineering Office   | 20,000,000           | 20,000,000           |
| Pangasinan 3rd District<br>Engineering Office   | 50,000,000           | 50,000,000           |
| Cordillera Administrative Region (CAR)  | <u>135,542,000</u>   | <u>135,542,000</u>   |
| Abra District Engineering Office  | 50,000,000           | 50,000,000           |
| Apayao 2nd District Engineering Office  | 3,481,000            | 3,481,000            |

|   |                    |                    |
|---|--------------------|--------------------|
| Baguio City District Engineering Office           | 9,500,000          | 9,500,000          |
| Ifugao 1st District Engineering Office            | 14,000,000         | 14,000,000         |
| Lower Kalinga District Engineering Office         | 22,220,000         | 22,220,000         |
| Mountain Province 2nd District Engineering Office | 36,341,000         | 36,341,000         |
| <b>Region II - Cagayan Valley</b>                 | <b>170,300,000</b> | <b>170,300,000</b> |
| Batanes District<br>Engineering Office            | 33,000,000         | 33,000,000         |
| Isabela 2nd District<br>Engineering Office        | 3,663,000          | 3,663,000          |
| Isabela 3rd District<br>Engineering Office        | 6,800,000          | 6,800,000          |
| Nueva Vizcaya 2nd District<br>Engineering Office  | 126,837,000        | 126,837,000        |
| <b>Region III - Central Luzon</b>                 | <b>287,849,000</b> | <b>287,849,000</b> |
| Bataan 1st District<br>Engineering Office         | 13,502,000         | 13,502,000         |
| Bataan 2nd District<br>Engineering Office         | 14,229,000         | 14,229,000         |
| Bulacan 1st District<br>Engineering Office        | 93,000,000         | 93,000,000         |
| Bulacan 2nd District<br>Engineering Office        | 3,064,000          | 3,064,000          |
| Nueva Ecija 1st District<br>Engineering Office    | 9,160,000          | 9,160,000          |
| Nueva Ecija 2nd District<br>Engineering Office    | 24,243,000         | 24,243,000         |
| Pampanga 1st District<br>Engineering Office       | 38,146,000         | 38,146,000         |
| Pampanga 2nd District<br>Engineering Office       | 16,846,000         | 16,846,000         |
| Tarlac 2nd District<br>Engineering Office         | 61,064,000         | 61,064,000         |
| Zambales 1st District<br>Engineering Office       | 14,595,000         | 14,595,000         |
| <b>Region IVA - CALABARZON</b>                    | <b>411,503,000</b> | <b>411,503,000</b> |
| Batangas 2nd District<br>Engineering Office       | 9,723,000          | 9,723,000          |

|  |                    |                    |
|--|--------------------|--------------------|
| Cavite District<br>Engineering Office            | 134,543,000        | 134,543,000        |
| Cavite Third District<br>Engineering Office      | 110,225,000        | 110,225,000        |
| Laguna 3rd District<br>Engineering Office        | 70,000,000         | 70,000,000         |
| Quezon 3rd District<br>Engineering Office        | 25,000,000         | 25,000,000         |
| Quezon 4th District<br>Engineering Office        | 37,012,000         | 37,012,000         |
| Rizal 2nd District<br>Engineering Office         | 25,000,000         | 25,000,000         |
| <b>Region IVB - MIMAROPA</b>                     | <b>28,242,000</b>  | <b>28,242,000</b>  |
| Marinduque District<br>Engineering Office        | 10,242,000         | 10,242,000         |
| Southern Mindoro District<br>Engineering Office  | 18,000,000         | 18,000,000         |
| <b>Region V - Bicol</b>                          | <b>89,509,000</b>  | <b>89,509,000</b>  |
| Camarines Norte District<br>Engineering Office   | 10,000,000         | 10,000,000         |
| Camarines Sur 4th District<br>Engineering Office | 6,638,000          | 6,638,000          |
| Catanduanes District<br>Engineering Office       | 13,016,000         | 13,016,000         |
| Masbate 1st District<br>Engineering Office       | 9,855,000          | 9,855,000          |
| Sorsogon District<br>Engineering Office          | 50,000,000         | 50,000,000         |
| <b>Region VI - Western Visayas</b>               | <b>458,030,000</b> | <b>458,030,000</b> |
| Bacolod City District<br>Engineering Office      | 7,321,000          | 7,321,000          |
| Capiz 2nd District<br>Engineering Office         | 123,618,000        | 123,618,000        |
| Iloilo 1st District<br>Engineering Office        | 137,499,000        | 137,499,000        |
| Iloilo 2nd District<br>Engineering Office        | 52,203,000         | 52,203,000         |
| Iloilo 3rd District<br>Engineering Office        | 13,094,000         | 13,094,000         |

|  |                    |                    |
|--|--------------------|--------------------|
| Iloilo 4th District<br>Engineering Office              | 16,468,000         | 16,468,000         |
| Iloilo City District<br>Engineering Office             | 28,813,000         | 28,813,000         |
| Negros Occidental 3rd<br>District Engineering Office   | 38,930,000         | 38,930,000         |
| Negros Occidental 4th<br>District Engineering Office   | 40,084,000         | 40,084,000         |
| <b>Region VII - Central Visayas</b>                    | <b>128,386,000</b> | <b>128,386,000</b> |
| Cebu 2nd District<br>Engineering Office                | 13,500,000         | 13,500,000         |
| Cebu 4th District<br>Engineering Office                | 46,575,000         | 46,575,000         |
| Cebu 5th District<br>Engineering Office                | 18,443,000         | 18,443,000         |
| Cebu 6th District<br>Engineering Office                | 12,893,000         | 12,893,000         |
| Cebu 7th District<br>Engineering Office                | 17,375,000         | 17,375,000         |
| Siquijor District<br>Engineering Office                | 19,600,000         | 19,600,000         |
| <b>Region VIII - Eastern Visayas</b>                   | <b>178,289,000</b> | <b>178,289,000</b> |
| Leyte 1st District<br>Engineering Office               | 20,000,000         | 20,000,000         |
| Leyte 2nd District<br>Engineering Office               | 20,000,000         | 20,000,000         |
| Leyte 3rd District<br>Engineering Office               | 50,000,000         | 50,000,000         |
| Northern Samar 1st District<br>Engineering Office      | 68,031,000         | 68,031,000         |
| Northern Samar 2nd District<br>Engineering Office      | 14,075,000         | 14,075,000         |
| Tacloban City District<br>Engineering Office           | 6,183,000          | 6,183,000          |
| <b>Region IX - Zamboanga Peninsula</b>                 | <b>49,420,000</b>  | <b>49,420,000</b>  |
| Zamboanga del Norte 3rd<br>District Engineering Office | 27,420,000         | 27,420,000         |
| Zamboanga del Sur 2nd<br>District Engineering Office   | 20,000,000         | 20,000,000         |



|  |                   |                   |
|--|-------------------|-------------------|
| Zamboanga Sibugay 2nd District Engineering Office  | 2,000,000         | 2,000,000         |
| <b>Region X - Northern Mindanao</b>  | <b>92,219,000</b> | <b>92,219,000</b> |
| Bukidnon 1st District Engineering Office   | 1,695,000         | 1,695,000         |
| Cagayan de Oro City 2nd District Engineering Office  | 16,285,000        | 16,285,000        |
| Lanao del Norte 1st District Engineering Office  | 5,234,000         | 5,234,000         |
| Lanao del Norte 2nd District Engineering Office  | 20,365,000        | 20,365,000        |
| Misamis Oriental 1st District Engineering Office   | 48,640,000        | 48,640,000        |
| <b>Region XI - Davao</b>   | <b>37,000,000</b> | <b>37,000,000</b> |
| Davao City 2nd District Engineering Office   | 12,000,000        | 12,000,000        |
| Davao Occidental District Engineering Office   | 25,000,000        | 25,000,000        |
| <b>Region XIII - Caraga</b>  | <b>26,755,000</b> | <b>26,755,000</b> |
| Dinagat Islands District Engineering Office  | 26,755,000        | 26,755,000        |
| <b>Project(s)</b>  |                   |                   |
| Foreign-Assisted Project(s)  | 200,000,000       | 200,000,000       |
| Reconstruction and Development Plan for Greater Marawi, Stage 2, ADB Loan No. 3769-PHI           | 200,000,000       | 200,000,000       |
| Loan Proceeds  | 100,000,000       | 100,000,000       |
| National Capital Region (NCR)  | 100,000,000       | 100,000,000       |
| Central Office   | 100,000,000       | 100,000,000       |
| GOP Counterpart  | 100,000,000       | 100,000,000       |
| National Capital Region (NCR)  | 100,000,000       | 100,000,000       |
| Central Office   | 100,000,000       | 100,000,000       |
| Rehabilitation/ Reconstruction of Roads with Slips, Slope Collapse and Landslide - Primary Roads | 6,906,996,000     | 6,906,996,000     |

|  |                      |                      |
|--|----------------------|----------------------|
| Rehabilitation/ Reconstruction of<br>Roads with Slips, Slope<br>Collapse and Landslide - Primary Roads | <u>6,906,996,000</u> | <u>6,906,996,000</u> |
| National Capital Region (NCR)  | <u>5,418,427,000</u> | <u>5,418,427,000</u> |
| Central Office   | 5,418,427,000        | 5,418,427,000        |
| Region I - Ilocos  | <u>96,800,000</u>    | <u>96,800,000</u>    |
| Ilocos Norte 1st District<br>Engineering Office  | 90,000,000           | 90,000,000           |
| La Union 2nd District<br>Engineering Office  | 6,800,000            | 6,800,000            |
| Cordillera Administrative Region (CAR)   | <u>21,600,000</u>    | <u>21,600,000</u>    |
| Benguet 1st District Engineering Office  | 16,100,000           | 16,100,000           |
| Lower Kalinga District Engineering Office  | 5,500,000            | 5,500,000            |
| Region II - Cagayan Valley   | <u>147,514,000</u>   | <u>147,514,000</u>   |
| Cagayan 2nd District<br>Engineering Office   | 71,500,000           | 71,500,000           |
| Cagayan 3rd District<br>Engineering Office   | 10,500,000           | 10,500,000           |
| Isabela 1st District<br>Engineering Office   | 15,514,000           | 15,514,000           |
| Nueva Vizcaya District<br>Engineering Office   | 50,000,000           | 50,000,000           |
| Region III - Central Luzon   | <u>168,500,000</u>   | <u>168,500,000</u>   |
| Bataan 1st District<br>Engineering Office  | 25,500,000           | 25,500,000           |
| Nueva Ecija 1st District<br>Engineering Office   | 108,000,000          | 108,000,000          |
| Zambales 2nd District<br>Engineering Office  | 35,000,000           | 35,000,000           |
| Region V - Bicol   | <u>113,268,000</u>   | <u>113,268,000</u>   |
| Camarines Norte District<br>Engineering Office   | 113,268,000          | 113,268,000          |
| Region VI - Western Visayas  | <u>45,000,000</u>    | <u>45,000,000</u>    |
| Capiz 2nd District Engineering Office  | 35,000,000           | 35,000,000           |
| Iloilo 2nd District Engineering Office   | 10,000,000           | 10,000,000           |

|  |                    |                    |
|--|--------------------|--------------------|
| Region VII - Central Visayas                           | <u>52,000,000</u>  | <u>52,000,000</u>  |
| Negros Oriental 2nd District<br>Engineering Office     | 52,000,000         | 52,000,000         |
| Region VIII - Eastern Visayas                          | <u>468,375,000</u> | <u>468,375,000</u> |
| Leyte 2nd District<br>Engineering Office               | 12,000,000         | 12,000,000         |
| Leyte 5th District<br>Engineering Office               | 50,000,000         | 50,000,000         |
| Northern Samar 1st District<br>Engineering Office      | 30,375,000         | 30,375,000         |
| Samar 1st District<br>Engineering Office               | 56,000,000         | 56,000,000         |
| Samar 2nd District<br>Engineering Office               | 120,000,000        | 120,000,000        |
| Southern Leyte District<br>Engineering Office          | 200,000,000        | 200,000,000        |
| Region IX - Zamboanga Peninsula                        | <u>20,000,000</u>  | <u>20,000,000</u>  |
| Zamboanga del Norte 1st<br>District Engineering Office | 20,000,000         | 20,000,000         |
| Region X - Northern Mindanao                           | <u>193,652,000</u> | <u>193,652,000</u> |
| Bukidnon 1st District<br>Engineering Office            | 28,500,000         | 28,500,000         |
| Bukidnon 2nd District<br>Engineering Office            | 20,250,000         | 20,250,000         |
| Bukidnon 3rd District<br>Engineering Office            | 4,000,000          | 4,000,000          |
| Lanao del Norte 1st<br>District Engineering Office     | 140,902,000        | 140,902,000        |
| Region XI - Davao                                      | <u>74,900,000</u>  | <u>74,900,000</u>  |
| Davao City 2nd District<br>Engineering Office          | 48,900,000         | 48,900,000         |
| Davao Oriental 2nd District<br>Engineering Office      | 26,000,000         | 26,000,000         |
| Region XII - SOCCSKSARGEN                              | <u>48,000,000</u>  | <u>48,000,000</u>  |
| Cotabato 1st District<br>Engineering Office            | 48,000,000         | 48,000,000         |

|  |                       |                       |
|--|-----------------------|-----------------------|
| Region XIII - Caraga   | <u>38,960,000</u>     | <u>38,960,000</u>     |
| Agusan del Norte District<br>Engineering Office  | 23,105,000            | 23,105,000            |
| Surigao del Sur 2nd District<br>Engineering Office   | 15,855,000            | 15,855,000            |
| Rehabilitation/ Reconstruction of<br>Roads with Slips, Slope<br>Collapse and Landslide - Secondary Roads | <u>32,812,970,000</u> | <u>32,812,970,000</u> |
| Rehabilitation/ Reconstruction of<br>Roads with Slips, Slope<br>Collapse and Landslide - Secondary Roads | <u>32,812,970,000</u> | <u>32,812,970,000</u> |
| National Capital Region (NCR)  | <u>27,032,500,000</u> | <u>27,032,500,000</u> |
| Central Office   | 27,032,500,000        | 27,032,500,000        |
| Region I - Ilocos  | <u>173,488,000</u>    | <u>173,488,000</u>    |
| Ilocos Sur 2nd District<br>Engineering Office  | 139,874,000           | 139,874,000           |
| La Union 2nd District<br>Engineering Office  | 9,003,000             | 9,003,000             |
| Pangasinan 1st District<br>Engineering Office  | 24,611,000            | 24,611,000            |
| Cordillera Administrative Region (CAR)   | <u>1,073,795,000</u>  | <u>1,073,795,000</u>  |
| Abra District<br>Engineering Office  | 550,000,000           | 550,000,000           |
| Apayao 1st District<br>Engineering Office  | 75,000,000            | 75,000,000            |
| Benguet 1st District<br>Engineering Office   | 16,900,000            | 16,900,000            |
| Benguet 2nd District<br>Engineering Office   | 56,380,000            | 56,380,000            |
| Ifugao 1st District<br>Engineering Office  | 45,000,000            | 45,000,000            |
| Ifugao 2nd District<br>Engineering Office  | 25,700,000            | 25,700,000            |
| Lower Kalinga District<br>Engineering Office   | 51,000,000            | 51,000,000            |
| Mountain Province First District<br>Engineering Office   | 80,520,000            | 80,520,000            |
| Upper Kalinga District<br>Engineering Office   | 173,295,000           | 173,295,000           |

|  |                    |                    |
|--|--------------------|--------------------|
| Region II - Cagayan Valley                       | <u>2,280,000</u>   | <u>2,280,000</u>   |
| Nueva Vizcaya 2nd District<br>Engineering Office | 2,280,000          | 2,280,000          |
| Region III - Central Luzon                       | <u>510,581,000</u> | <u>510,581,000</u> |
| Aurora District<br>Engineering Office            | 463,112,000        | 463,112,000        |
| Bataan 2nd District<br>Engineering Office        | 44,640,000         | 44,640,000         |
| Zambales 2nd District<br>Engineering Office      | 2,829,000          | 2,829,000          |
| Region IVA - CALABARZON                          | <u>514,565,000</u> | <u>514,565,000</u> |
| Batangas 1st District<br>Engineering Office      | 20,000,000         | 20,000,000         |
| Batangas 2nd District<br>Engineering Office      | 62,529,000         | 62,529,000         |
| Cavite 2nd District<br>Engineering Office        | 206,650,000        | 206,650,000        |
| Quezon 1st District<br>Engineering Office        | 55,000,000         | 55,000,000         |
| Quezon 2nd District<br>Engineering Office        | 30,000,000         | 30,000,000         |
| Quezon 3rd District<br>Engineering Office        | 140,386,000        | 140,386,000        |
| Region IVB - MIMAROPA                            | <u>371,564,000</u> | <u>371,564,000</u> |
| Mindoro Oriental District<br>Engineering Office  | 40,417,000         | 40,417,000         |
| Palawan 2nd District<br>Engineering Office       | 115,047,000        | 115,047,000        |
| Palawan 3rd District<br>Engineering Office       | 216,100,000        | 216,100,000        |
| Region V - Bicol                                 | <u>225,291,000</u> | <u>225,291,000</u> |
| Albay 2nd District<br>Engineering Office         | 25,000,000         | 25,000,000         |
| Albay 3rd District<br>Engineering Office         | 89,541,000         | 89,541,000         |
| Catanduanes District<br>Engineering Office       | 30,000,000         | 30,000,000         |
| Masbate 1st District<br>Engineering Office       | 10,750,000         | 10,750,000         |

|  |                      |                      |
|--|----------------------|----------------------|
| Masbate 3rd District<br>Engineering Office         | 70,000,000           | 70,000,000           |
| <b>Region VI - Western Visayas</b>                 | <b>214,420,000</b>   | <b>214,420,000</b>   |
| Aklan District Engineering Office                  | 20,000,000           | 20,000,000           |
| Antique District Engineering Office                | 50,000,000           | 50,000,000           |
| Capiz 1st District Engineering Office              | 15,000,000           | 15,000,000           |
| Iloilo 1st District Engineering Office             | 59,120,000           | 59,120,000           |
| Iloilo 2nd District Engineering Office             | 31,500,000           | 31,500,000           |
| Iloilo 3rd District Engineering Office             | 38,800,000           | 38,800,000           |
| <b>Region VII - Central Visayas</b>                | <b>514,791,000</b>   | <b>514,791,000</b>   |
| Bohol 2nd District<br>Engineering Office           | 47,332,000           | 47,332,000           |
| Bohol 3rd District<br>Engineering Office           | 83,259,000           | 83,259,000           |
| Cebu 3rd District<br>Engineering Office            | 93,000,000           | 93,000,000           |
| Cebu 6th District<br>Engineering Office            | 20,000,000           | 20,000,000           |
| Negros Oriental 1st District<br>Engineering Office | 55,500,000           | 55,500,000           |
| Negros Oriental 2nd District<br>Engineering Office | 29,700,000           | 29,700,000           |
| Negros Oriental 3rd District<br>Engineering Office | 74,000,000           | 74,000,000           |
| Siquijor District<br>Engineering Office            | 112,000,000          | 112,000,000          |
| <b>Region VIII - Eastern Visayas</b>               | <b>1,186,300,000</b> | <b>1,186,300,000</b> |
| Biliran District Engineering Office                | 539,000,000          | 539,000,000          |
| Eastern Samar District<br>Engineering Office       | 118,721,000          | 118,721,000          |
| Leyte 4th District<br>Engineering Office           | 36,419,000           | 36,419,000           |
| Northern Samar 1st District<br>Engineering Office  | 129,665,000          | 129,665,000          |
| Northern Samar 2nd District<br>Engineering Office  | 172,400,000          | 172,400,000          |

|  |                    |                    |
|--|--------------------|--------------------|
| Samar 1st District<br>Engineering Office               | 110,095,000        | 110,095,000        |
| Samar 2nd District<br>Engineering Office               | 30,000,000         | 30,000,000         |
| Southern Leyte District<br>Engineering Office          | 50,000,000         | 50,000,000         |
| <b>Region IX - Zamboanga Peninsula</b>                 | <b>103,956,000</b> | <b>103,956,000</b> |
| Zamboanga del Norte 2nd<br>District Engineering Office | 73,956,000         | 73,956,000         |
| Zamboanga del Norte 3rd<br>District Engineering Office | 30,000,000         | 30,000,000         |
| <b>Region X - Northern Mindanao</b>                    | <b>177,200,000</b> | <b>177,200,000</b> |
| Bukidnon 1st District<br>Engineering Office            | 57,200,000         | 57,200,000         |
| Cagayan de Oro City 1st District<br>Engineering Office | 10,000,000         | 10,000,000         |
| Misamis Occidental<br>District Engineering Office      | 10,000,000         | 10,000,000         |
| Misamis Oriental 2nd<br>District Engineering Office    | 100,000,000        | 100,000,000        |
| <b>Region XI - Davao</b>                               | <b>249,450,000</b> | <b>249,450,000</b> |
| Davao City District<br>Engineering Office              | 50,000,000         | 50,000,000         |
| Davao del Norte District<br>Engineering Office         | 100,000,000        | 100,000,000        |
| Davao Oriental 1st District<br>Engineering Office      | 99,450,000         | 99,450,000         |
| <b>Region XII - SOCCSKSARGEN</b>                       | <b>225,555,000</b> | <b>225,555,000</b> |
| Cotabato 2nd District<br>Engineering Office            | 30,000,000         | 30,000,000         |
| Sarangani District<br>Engineering Office               | 50,000,000         | 50,000,000         |
| Sultan Kudarat 2nd District<br>Engineering Office      | 145,555,000        | 145,555,000        |
| <b>Region XIII - Caraga</b>                            | <b>237,234,000</b> | <b>237,234,000</b> |
| Dinagat Islands<br>District Engineering Office         | 187,047,000        | 187,047,000        |
| Surigao del Sur 2nd District<br>Engineering Office     | 50,187,000         | 50,187,000         |

|   |                       |                       |
|---|-----------------------|-----------------------|
| Rehabilitation/ Reconstruction of<br>Roads with Slips, Slope<br>Collapse and Landslide - Tertiary Roads | <u>24,388,017,000</u> | <u>24,388,017,000</u> |
| Rehabilitation/ Reconstruction of<br>Roads with Slips, Slope<br>Collapse and Landslide - Tertiary Roads | <u>24,388,017,000</u> | <u>24,388,017,000</u> |
| National Capital Region (NCR)   | <u>20,140,027,000</u> | <u>20,140,027,000</u> |
| Central Office  | 20,140,027,000        | 20,140,027,000        |
| Region I - Ilocos   | <u>326,430,000</u>    | <u>326,430,000</u>    |
| Ilocos Norte 2nd District<br>Engineering Office   | 156,430,000           | 156,430,000           |
| La Union 1st District<br>Engineering Office   | 50,000,000            | 50,000,000            |
| Pangasinan 1st District<br>Engineering Office   | 120,000,000           | 120,000,000           |
| Cordillera Administrative Region (CAR)  | <u>662,651,000</u>    | <u>662,651,000</u>    |
| Abra District<br>Engineering Office   | 150,000,000           | 150,000,000           |
| Apayao 1st District<br>Engineering Office   | 28,057,000            | 28,057,000            |
| Baguio City District<br>Engineering Office  | 57,556,000            | 57,556,000            |
| Benguet 1st District<br>Engineering Office  | 6,300,000             | 6,300,000             |
| Benguet 2nd District<br>Engineering Office  | 150,302,000           | 150,302,000           |
| Ifugao 1st District<br>Engineering Office   | 70,960,000            | 70,960,000            |
| Ifugao 2nd District<br>Engineering Office   | 11,340,000            | 11,340,000            |
| Lower Kalinga District<br>Engineering Office  | 26,000,000            | 26,000,000            |
| Mountain Province 2nd District<br>Engineering Office  | 138,286,000           | 138,286,000           |
| Upper Kalinga District<br>Engineering Office  | 23,850,000            | 23,850,000            |
| Region II - Cagayan Valley  | <u>463,200,000</u>    | <u>463,200,000</u>    |
| Batanes District Engineering Office   | 135,000,000           | 135,000,000           |



|  |                    |                    |
|--|--------------------|--------------------|
| Cagayan 1st District Engineering Office        | 100,000,000        | 100,000,000        |
| Cagayan 2nd District Engineering Office        | 75,000,000         | 75,000,000         |
| Cagayan 3rd District Engineering Office        | 13,750,000         | 13,750,000         |
| Isabela 1st District Engineering Office        | 14,450,000         | 14,450,000         |
| Nueva Vizcaya District Engineering Office      | 75,000,000         | 75,000,000         |
| Nueva Vizcaya 2nd District Engineering Office  | 50,000,000         | 50,000,000         |
| <b>Region III - Central Luzon</b>              | <b>74,989,000</b>  | <b>74,989,000</b>  |
| Aurora District Engineering Office             | 3,989,000          | 3,989,000          |
| Bataan 2nd District Engineering Office         | 40,000,000         | 40,000,000         |
| Nueva Ecija 1st District Engineering Office    | 31,000,000         | 31,000,000         |
| <b>Region IVA - CALABARZON</b>                 | <b>400,270,000</b> | <b>400,270,000</b> |
| Batangas 2nd District Engineering Office       | 50,000,000         | 50,000,000         |
| Cavite 2nd District Engineering Office         | 84,143,000         | 84,143,000         |
| Cavite District Engineering Office             | 78,628,000         | 78,628,000         |
| Laguna 1st District Engineering Office         | 60,000,000         | 60,000,000         |
| Laguna 3rd District Engineering Office         | 22,499,000         | 22,499,000         |
| Quezon 1st District Engineering Office         | 100,000,000        | 100,000,000        |
| Rizal 1st District Engineering Office          | 5,000,000          | 5,000,000          |
| <b>Region IVB - MIMAROPA</b>                   | <b>201,141,000</b> | <b>201,141,000</b> |
| Mindoro Occidental District Engineering Office | 20,000,000         | 20,000,000         |
| Palawan 2nd District Engineering Office        | 91,141,000         | 91,141,000         |
| Romblon District Engineering Office            | 90,000,000         | 90,000,000         |

|   |                    |                    |
|---|--------------------|--------------------|
| <b>Region V - Bicol</b>                                       | <b>82,000,000</b>  | <b>82,000,000</b>  |
| Camarines Sur 5th District<br>Engineering Office              | 46,000,000         | 46,000,000         |
| Masbate 1st District<br>Engineering Office                    | 30,000,000         | 30,000,000         |
| Sorsogon 2nd District<br>Engineering Office                   | 6,000,000          | 6,000,000          |
| <b>Region VI - Western Visayas</b>                            | <b>325,679,000</b> | <b>325,679,000</b> |
| Capiz 1st District<br>Engineering Office                      | 23,456,000         | 23,456,000         |
| Capiz 2nd District<br>Engineering Office                      | 30,000,000         | 30,000,000         |
| Iloilo 1st District<br>Engineering Office                     | 93,340,000         | 93,340,000         |
| Iloilo 2nd District<br>Engineering Office                     | 24,800,000         | 24,800,000         |
| Iloilo 3rd District<br>Engineering Office                     | 35,846,000         | 35,846,000         |
| Iloilo 4th District<br>Engineering Office                     | 50,000,000         | 50,000,000         |
| Negros Occidental 2nd District<br>District Engineering Office | 6,237,000          | 6,237,000          |
| Negros Occidental 3rd District<br>District Engineering Office | 50,000,000         | 50,000,000         |
| Negros Occidental 4th District<br>District Engineering Office | 12,000,000         | 12,000,000         |
| <b>Region VII - Central Visayas</b>                           | <b>575,459,000</b> | <b>575,459,000</b> |
| Bohol 1st District<br>Engineering Office                      | 67,238,000         | 67,238,000         |
| Bohol 2nd District<br>Engineering Office                      | 110,000,000        | 110,000,000        |
| Bohol 3rd District<br>Engineering Office                      | 50,000,000         | 50,000,000         |
| Cebu 4th District<br>Engineering Office                       | 50,000,000         | 50,000,000         |
| Cebu 5th District<br>Engineering Office                       | 50,000,000         | 50,000,000         |
| Cebu 7th District<br>Engineering Office                       | 124,031,000        | 124,031,000        |

|  |                    |                    |
|--|--------------------|--------------------|
| Negros Oriental 1st District<br>Engineering Office     | 94,190,000         | 94,190,000         |
| Siquijor District<br>Engineering Office                | 30,000,000         | 30,000,000         |
| <b>Region VIII - Eastern Visayas</b>                   | <b>370,195,000</b> | <b>370,195,000</b> |
| Eastern Samar District<br>Engineering Office           | 9,500,000          | 9,500,000          |
| Leyte 1st District<br>Engineering Office               | 200,000,000        | 200,000,000        |
| Leyte 3rd District<br>Engineering Office               | 50,000,000         | 50,000,000         |
| Leyte 4th District<br>Engineering Office               | 50,000,000         | 50,000,000         |
| Northern Samar 1st District<br>Engineering Office      | 60,695,000         | 60,695,000         |
| <b>Region X - Northern Mindanao</b>                    | <b>305,008,000</b> | <b>305,008,000</b> |
| Bukidnon 1st District<br>Engineering Office            | 25,850,000         | 25,850,000         |
| Bukidnon 2nd District<br>Engineering Office            | 12,850,000         | 12,850,000         |
| Bukidnon 3rd District<br>Engineering Office            | 50,000,000         | 50,000,000         |
| Cagayan de Oro City 1st<br>District Engineering Office | 35,500,000         | 35,500,000         |
| Lanao del Norte 1st District<br>Engineering Office     | 149,808,000        | 149,808,000        |
| Lanao del Norte 2nd District<br>Engineering Office     | 31,000,000         | 31,000,000         |
| <b>Region XI - Davao</b>                               | <b>130,968,000</b> | <b>130,968,000</b> |
| Davao de Oro District<br>Engineering Office            | 30,400,000         | 30,400,000         |
| Davao Occidental District<br>Engineering Office        | 100,568,000        | 100,568,000        |
| <b>Region XII - SOCCSKSARGEN</b>                       | <b>200,000,000</b> | <b>200,000,000</b> |
| Sarangani District<br>Engineering Office               | 100,000,000        | 100,000,000        |
| South Cotabato 2nd District<br>Engineering Office      | 100,000,000        | 100,000,000        |

|  |                      |                      |
|--|----------------------|----------------------|
| Region XIII - Caraga   | <u>130,000,000</u>   | <u>130,000,000</u>   |
| Agusan del Sur 1st District<br>Engineering Office  | 10,000,000           | 10,000,000           |
| Butuan City District<br>Engineering Office   | 120,000,000          | 120,000,000          |
| Construction/ Upgrading/<br>Rehabilitation of Drainage along<br>National Roads - Primary Roads | <u>2,667,283,000</u> | <u>2,667,283,000</u> |
| Construction/ Upgrading/<br>Rehabilitation of Drainage along<br>National Roads - Primary Roads | <u>2,667,283,000</u> | <u>2,667,283,000</u> |
| National Capital Region (NCR)  | <u>1,281,068,000</u> | <u>1,281,068,000</u> |
| Central Office   | 1,281,068,000        | 1,281,068,000        |
| Region I - Ilocos  | <u>115,625,000</u>   | <u>115,625,000</u>   |
| Ilocos Norte 2nd District<br>Engineering Office  | 12,900,000           | 12,900,000           |
| Ilocos Sur 1st District<br>Engineering Office  | 6,000,000            | 6,000,000            |
| Ilocos Sur 2nd District<br>Engineering Office  | 30,000,000           | 30,000,000           |
| La Union 1st District<br>Engineering Office  | 47,308,000           | 47,308,000           |
| Pangasinan 2nd District<br>Engineering Office  | 19,417,000           | 19,417,000           |
| Cordillera Administrative Region (CAR)   | <u>4,800,000</u>     | <u>4,800,000</u>     |
| Baguio City District<br>Engineering Office   | 4,800,000            | 4,800,000            |
| Region III - Central Luzon   | <u>109,200,000</u>   | <u>109,200,000</u>   |
| Bataan 1st District<br>Engineering Office  | 17,000,000           | 17,000,000           |
| Pampanga 2nd District<br>Engineering Office  | 15,000,000           | 15,000,000           |
| Pampanga 3rd District<br>Engineering Office  | 25,000,000           | 25,000,000           |
| Tarlac District Engineering Office   | 52,200,000           | 52,200,000           |
| Region IVA - CALABARZON  | <u>87,065,000</u>    | <u>87,065,000</u>    |
| Batangas 4th District<br>Engineering Office  | 32,000,000           | 32,000,000           |

|  |                    |                    |
|--|--------------------|--------------------|
| Cavite Third District<br>Engineering Office          | 27,065,000         | 27,065,000         |
| Laguna 3rd District<br>Engineering Office            | 13,000,000         | 13,000,000         |
| Quezon 4th District<br>Engineering Office            | 15,000,000         | 15,000,000         |
| Region V - Bicol                                     | <u>40,000,000</u>  | <u>40,000,000</u>  |
| Albay 2nd District Engineering Office                | 40,000,000         | 40,000,000         |
| Region VI - Western Visayas                          | <u>143,381,000</u> | <u>143,381,000</u> |
| Bacolod City District<br>Engineering Office          | 31,294,000         | 31,294,000         |
| Capiz 1st District<br>Engineering Office             | 21,427,000         | 21,427,000         |
| Capiz 2nd District<br>Engineering Office             | 4,653,000          | 4,653,000          |
| Iloilo 2nd District<br>Engineering Office            | 19,000,000         | 19,000,000         |
| Iloilo 4th District<br>Engineering Office            | 29,500,000         | 29,500,000         |
| Negros Occidental 1st District<br>Engineering Office | 11,495,000         | 11,495,000         |
| Negros Occidental 4th District<br>Engineering Office | 26,012,000         | 26,012,000         |
| Region VII - Central Visayas                         | <u>136,737,000</u> | <u>136,737,000</u> |
| Cebu 3rd District<br>Engineering Office              | 20,000,000         | 20,000,000         |
| Negros Oriental 1st District<br>Engineering Office   | 12,737,000         | 12,737,000         |
| Negros Oriental 3rd District<br>Engineering Office   | 104,000,000        | 104,000,000        |
| Region VIII - Eastern Visayas                        | <u>327,726,000</u> | <u>327,726,000</u> |
| Leyte 1st District<br>Engineering Office             | 95,000,000         | 95,000,000         |
| Leyte 4th District<br>Engineering Office             | 20,000,000         | 20,000,000         |
| Leyte 5th District<br>Engineering Office             | 4,000,000          | 4,000,000          |
| Northern Samar 1st District<br>Engineering Office    | 21,270,000         | 21,270,000         |

|  |                      |                      |
|--|----------------------|----------------------|
| Samar 1st District<br>Engineering Office   | 153,756,000          | 153,756,000          |
| Tacloban City District<br>Engineering Office   | 33,700,000           | 33,700,000           |
| Region IX- Zamboanga Peninsula   | <u>36,953,000</u>    | <u>36,953,000</u>    |
| Zamboanga del Norte 1st District<br>Engineering Office   | 35,453,000           | 35,453,000           |
| Zamboanga del Norte 3rd District<br>Engineering Office   | 1,500,000            | 1,500,000            |
| Region X - Northern Mindanao   | <u>254,508,000</u>   | <u>254,508,000</u>   |
| Bukidnon 1st<br>District Engineering Office  | 40,000,000           | 40,000,000           |
| Cagayan de Oro City 1st<br>District Engineering Office   | 17,183,000           | 17,183,000           |
| Cagayan de Oro City 2nd<br>District Engineering Office   | 70,837,000           | 70,837,000           |
| Lanao del Norte 1st<br>District Engineering Office   | 26,607,000           | 26,607,000           |
| Lanao del Norte 2nd<br>District Engineering Office   | 5,000,000            | 5,000,000            |
| Misamis Occidental 2nd<br>District Engineering Office  | 33,875,000           | 33,875,000           |
| Misamis Occidental<br>District Engineering Office  | 61,006,000           | 61,006,000           |
| Region XI - Davao  | <u>58,220,000</u>    | <u>58,220,000</u>    |
| Davao del Norte District<br>Engineering Office   | 58,220,000           | 58,220,000           |
| Region XII - SOCCSKSARGEN  | <u>50,000,000</u>    | <u>50,000,000</u>    |
| South Cotabato District<br>Engineering Office  | 50,000,000           | 50,000,000           |
| Region XIII - Caraga   | <u>22,000,000</u>    | <u>22,000,000</u>    |
| Agusan del Norte District<br>Engineering Office  | 22,000,000           | 22,000,000           |
| Construction/ Upgrading/<br>Rehabilitation of Drainage along<br>National Roads - Secondary Roads | <u>3,446,241,000</u> | <u>3,446,241,000</u> |
| Construction/ Upgrading/<br>Rehabilitation of Drainage along<br>National Roads - Secondary Roads | <u>3,446,241,000</u> | <u>3,446,241,000</u> |

|  |                      |                      |
|--|----------------------|----------------------|
| <b>National Capital Region (NCR)</b>                   | <b>1,201,439,000</b> | <b>1,201,439,000</b> |
| Central Office   | 1,059,019,000        | 1,059,019,000        |
| Las Piñas-Muntinlupa District<br>Engineering Office    | 142,420,000          | 142,420,000          |
| <b>Region I - Ilocos</b>                               | <b>129,953,000</b>   | <b>129,953,000</b>   |
| Ilocos Sur 2nd District<br>Engineering Office          | 80,000,000           | 80,000,000           |
| La Union 1st District<br>Engineering Office            | 5,000,000            | 5,000,000            |
| Pangasinan 1st District<br>Engineering Office          | 10,000,000           | 10,000,000           |
| Pangasinan 2nd District<br>Engineering Office          | 14,953,000           | 14,953,000           |
| Pangasinan 4th District<br>Engineering Office          | 20,000,000           | 20,000,000           |
| <b>Cordillera Administrative Region (CAR)</b>          | <b>172,400,000</b>   | <b>172,400,000</b>   |
| Baguio City District<br>Engineering Office             | 3,500,000            | 3,500,000            |
| Benguet 2nd District<br>Engineering Office             | 48,000,000           | 48,000,000           |
| Ifugao 1st District<br>Engineering Office              | 65,774,000           | 65,774,000           |
| Ifugao 2nd District<br>Engineering Office              | 17,126,000           | 17,126,000           |
| Mountain Province First District<br>Engineering Office | 38,000,000           | 38,000,000           |
| <b>Region III - Central Luzon</b>                      | <b>316,393,000</b>   | <b>316,393,000</b>   |
| Aurora District<br>Engineering Office                  | 50,100,000           | 50,100,000           |
| Bataan 2nd District<br>Engineering Office              | 132,500,000          | 132,500,000          |
| Bulacan 1st District<br>Engineering Office             | 9,076,000            | 9,076,000            |
| Nueva Ecija 1st District<br>Engineering Office         | 2,000,000            | 2,000,000            |
| Nueva Ecija 2nd District<br>Engineering Office         | 50,000,000           | 50,000,000           |

|   |                    |                    |
|---|--------------------|--------------------|
| Pampanga 2nd District<br>Engineering Office     | 20,000,000         | 20,000,000         |
| Pampanga 3rd District<br>Engineering Office     | 23,000,000         | 23,000,000         |
| Tarlac 2nd District<br>Engineering Office       | 29,717,000         | 29,717,000         |
| <b>Region IVA - CALABARZON</b>                  | <b>467,025,000</b> | <b>467,025,000</b> |
| Batangas 1st District<br>Engineering Office     | 74,939,000         | 74,939,000         |
| Batangas 2nd District<br>Engineering Office     | 85,511,000         | 85,511,000         |
| Batangas 3rd District<br>Engineering Office     | 5,000,000          | 5,000,000          |
| Batangas 4th District<br>Engineering Office     | 62,078,000         | 62,078,000         |
| Cavite 2nd District<br>Engineering Office       | 71,905,000         | 71,905,000         |
| Cavite Third District<br>Engineering Office     | 18,123,000         | 18,123,000         |
| Laguna 2nd District<br>Engineering Office       | 8,152,000          | 8,152,000          |
| Quezon 1st District<br>Engineering Office       | 14,862,000         | 14,862,000         |
| Quezon 3rd District<br>Engineering Office       | 118,955,000        | 118,955,000        |
| Rizal 1st District<br>Engineering Office        | 7,500,000          | 7,500,000          |
| <b>Region IVB - MIMAROPA</b>                    | <b>220,336,000</b> | <b>220,336,000</b> |
| Marinduque District<br>Engineering Office       | 10,200,000         | 10,200,000         |
| Mindoro Oriental District<br>Engineering Office | 96,640,000         | 96,640,000         |
| Palawan 2nd District<br>Engineering Office      | 4,500,000          | 4,500,000          |
| Romblon District<br>Engineering Office          | 14,996,000         | 14,996,000         |
| Southern Mindoro District<br>Engineering Office | 94,000,000         | 94,000,000         |



|  |                           |                           |
|--|---------------------------|---------------------------|
| <b>Region V - Bicol</b>                            | <b><u>166,055,000</u></b> | <b><u>166,055,000</u></b> |
| Albay 2nd District<br>Engineering Office           | 56,000,000                | 56,000,000                |
| Camarines Norte District<br>Engineering Office     | 39,215,000                | 39,215,000                |
| Catanduanes District<br>Engineering Office         | 20,000,000                | 20,000,000                |
| Masbate 1st District<br>Engineering Office         | 15,850,000                | 15,850,000                |
| Masbate 2nd District<br>Engineering Office         | 13,740,000                | 13,740,000                |
| Masbate 3rd District<br>Engineering Office         | 21,250,000                | 21,250,000                |
| <b>Region VI - Western Visayas</b>                 | <b><u>145,532,000</u></b> | <b><u>145,532,000</u></b> |
| Bacolod City District<br>Engineering Office        | 28,543,000                | 28,543,000                |
| Capiz 1st District<br>Engineering Office           | 30,000,000                | 30,000,000                |
| Capiz 2nd District<br>Engineering Office           | 10,860,000                | 10,860,000                |
| Guimaras District<br>Engineering Office            | 18,564,000                | 18,564,000                |
| Iloilo 1st District<br>Engineering Office          | 12,060,000                | 12,060,000                |
| Iloilo 2nd District<br>Engineering Office          | 40,180,000                | 40,180,000                |
| Iloilo 3rd District<br>Engineering Office          | 5,325,000                 | 5,325,000                 |
| <b>Region VII - Central Visayas</b>                | <b><u>152,114,000</u></b> | <b><u>152,114,000</u></b> |
| Bohol 1st District<br>Engineering Office           | 31,301,000                | 31,301,000                |
| Cebu 3rd District<br>Engineering Office            | 60,813,000                | 60,813,000                |
| Cebu 6th District<br>Engineering Office            | 40,000,000                | 40,000,000                |
| Negros Oriental 3rd District<br>Engineering Office | 20,000,000                | 20,000,000                |

|   |                      |                      |
|---|----------------------|----------------------|
| Region VIII - Eastern Visayas   | <u>192,624,000</u>   | <u>192,624,000</u>   |
| Biliran District<br>Engineering Office  | 49,735,000           | 49,735,000           |
| Eastern Samar District<br>Engineering Office  | 32,369,000           | 32,369,000           |
| Leyte 1st District<br>Engineering Office  | 25,000,000           | 25,000,000           |
| Leyte 4th District<br>Engineering Office  | 10,000,000           | 10,000,000           |
| Northern Samar 1st District<br>Engineering Office   | 5,520,000            | 5,520,000            |
| Northern Samar 2nd District<br>Engineering Office   | 10,000,000           | 10,000,000           |
| Southern Leyte District<br>Engineering Office   | 2,000,000            | 2,000,000            |
| Tacloban City District<br>Engineering Office  | 58,000,000           | 58,000,000           |
| Region IX - Zamboanga Peninsula   | <u>70,480,000</u>    | <u>70,480,000</u>    |
| Isabela City District<br>Engineering Office   | 11,112,000           | 11,112,000           |
| Zamboanga City District<br>Engineering Office   | 49,998,000           | 49,998,000           |
| Zamboanga del Norte 3rd District<br>Engineering Office  | 9,370,000            | 9,370,000            |
| Region X - Northern Mindanao  | <u>157,482,000</u>   | <u>157,482,000</u>   |
| Bukidnon 2nd District<br>Engineering Office   | 119,835,000          | 119,835,000          |
| Cagayan de Oro City 1st District<br>Engineering Office  | 20,000,000           | 20,000,000           |
| Camiguin District Engineering Office  | 17,647,000           | 17,647,000           |
| Region XI - Davao   | <u>20,000,000</u>    | <u>20,000,000</u>    |
| Davao City District<br>Engineering Office   | 20,000,000           | 20,000,000           |
| Region XII - SOCCSKARGEN  | <u>34,408,000</u>    | <u>34,408,000</u>    |
| Sarangani District<br>Engineering Office  | 34,408,000           | 34,408,000           |
| Construction/ Upgrading/<br>Rehabilitation of Drainage along<br>National Roads - Tertiary Roads | <u>1,713,646,000</u> | <u>1,713,646,000</u> |

Construction/ Upgrading/  
Rehabilitation of Drainage along  
National Roads - Tertiary Roads

|   |                      |                      |
|---|----------------------|----------------------|
|   | <u>1,713,646,000</u> | <u>1,713,646,000</u> |
| National Capital Region (NCR)                   | <u>560,457,000</u>   | <u>560,457,000</u>   |
| Central Office                                  | 560,457,000          | 560,457,000          |
| Region I - Ilocos                               | <u>81,158,000</u>    | <u>81,158,000</u>    |
| Ilocos Norte 2nd District<br>Engineering Office | 15,520,000           | 15,520,000           |
| Ilocos Sur 1st District<br>Engineering Office   | 25,638,000           | 25,638,000           |
| La Union 1st District<br>Engineering Office     | 40,000,000           | 40,000,000           |
| Cordillera Administrative Region (CAR)          | <u>91,000,000</u>    | <u>91,000,000</u>    |
| Apayao 2nd District<br>Engineering Office       | 15,000,000           | 15,000,000           |
| Baguio City District<br>Engineering Office      | 25,000,000           | 25,000,000           |
| Benguet 1st District<br>Engineering Office      | 20,000,000           | 20,000,000           |
| Ifugao 1st District<br>Engineering Office       | 10,000,000           | 10,000,000           |
| Ifugao 2nd District<br>Engineering Office       | 21,000,000           | 21,000,000           |
| Region II - Cagayan Valley                      | <u>54,325,000</u>    | <u>54,325,000</u>    |
| Batanes District<br>Engineering Office          | 54,325,000           | 54,325,000           |
| Region III - Central Luzon                      | <u>186,200,000</u>   | <u>186,200,000</u>   |
| Bataan 1st District<br>Engineering Office       | 20,000,000           | 20,000,000           |
| Bataan 2nd District<br>Engineering Office       | 60,000,000           | 60,000,000           |
| Pampanga 1st District<br>Engineering Office     | 12,500,000           | 12,500,000           |
| Pampanga 2nd District<br>Engineering Office     | 5,000,000            | 5,000,000            |
| Tarlac 2nd District<br>Engineering Office       | 88,700,000           | 88,700,000           |

|  |                    |                    |
|--|--------------------|--------------------|
| <b>Region IVA - CALABARZON</b>                       | <b>159,334,000</b> | <b>159,334,000</b> |
| Batangas 2nd District<br>Engineering Office          | 23,001,000         | 23,001,000         |
| Cavite 2nd District<br>Engineering Office            | 37,761,000         | 37,761,000         |
| Cavite District<br>Engineering Office                | 40,608,000         | 40,608,000         |
| Cavite Third District<br>Engineering Office          | 18,271,000         | 18,271,000         |
| Laguna 3rd District<br>Engineering Office            | 5,000,000          | 5,000,000          |
| Quezon 4th District<br>Engineering Office            | 4,693,000          | 4,693,000          |
| Rizal 2nd District<br>Engineering Office             | 30,000,000         | 30,000,000         |
| <b>Region V - Bicol</b>                              | <b>78,906,000</b>  | <b>78,906,000</b>  |
| Albay 2nd District<br>Engineering Office             | 7,500,000          | 7,500,000          |
| Camarines Norte District<br>Engineering Office       | 11,475,000         | 11,475,000         |
| Camarines Sur 3rd District<br>Engineering Office     | 37,657,000         | 37,657,000         |
| Catanduanes District<br>Engineering Office           | 22,274,000         | 22,274,000         |
| <b>Region VI - Western Visayas</b>                   | <b>193,988,000</b> | <b>193,988,000</b> |
| Bacolod City District<br>Engineering Office          | 7,300,000          | 7,300,000          |
| Capiz 2nd District<br>Engineering Office             | 10,640,000         | 10,640,000         |
| Iloilo 1st District<br>Engineering Office            | 17,252,000         | 17,252,000         |
| Iloilo 2nd District<br>Engineering Office            | 52,208,000         | 52,208,000         |
| Iloilo 3rd District<br>Engineering Office            | 26,665,000         | 26,665,000         |
| Iloilo 4th District<br>Engineering Office            | 22,973,000         | 22,973,000         |
| Negros Occidental 4th District<br>Engineering Office | 56,950,000         | 56,950,000         |

|  |                        |                        |
|--|------------------------|------------------------|
| Region VII - Central Visayas                       | <u>51,784,000</u>      | <u>51,784,000</u>      |
| Bohol 1st District<br>Engineering Office           | 20,784,000             | 20,784,000             |
| Cebu 3rd District<br>Engineering Office            | 9,000,000              | 9,000,000              |
| Cebu 5th District<br>Engineering Office            | 12,000,000             | 12,000,000             |
| Negros Oriental 3rd District<br>Engineering Office | 10,000,000             | 10,000,000             |
| Region VIII - Eastern Visayas                      | <u>142,460,000</u>     | <u>142,460,000</u>     |
| Eastern Samar District<br>Engineering Office       | 18,000,000             | 18,000,000             |
| Leyte 1st District<br>Engineering Office           | 17,500,000             | 17,500,000             |
| Northern Samar 1st District<br>Engineering Office  | 15,956,000             | 15,956,000             |
| Samar 1st District<br>Engineering Office           | 50,000,000             | 50,000,000             |
| Tacloban City District<br>Engineering Office       | 41,004,000             | 41,004,000             |
| Region X - Northern Mindanao                       | <u>114,034,000</u>     | <u>114,034,000</u>     |
| Bukidnon 1st District<br>Engineering Office        | 20,000,000             | 20,000,000             |
| Bukidnon 2nd District<br>Engineering Office        | 26,444,000             | 26,444,000             |
| Lanao del Norte 1st District<br>Engineering Office | 67,590,000             | 67,590,000             |
| NETWORK DEVELOPMENT PROGRAM                        | <u>126,950,442,000</u> | <u>126,950,442,000</u> |
| Road Widening - Primary Roads                      | <u>10,320,632,000</u>  | <u>10,320,632,000</u>  |
| Road Widening of Primary Roads                     | <u>10,320,632,000</u>  | <u>10,320,632,000</u>  |
| National Capital Region (NCR)                      | <u>7,356,900,000</u>   | <u>7,356,900,000</u>   |
| Central Office                                     | 7,356,900,000          | 7,356,900,000          |
| Region I - Ilocos                                  | <u>358,870,000</u>     | <u>358,870,000</u>     |
| Ilocos Norte 1st District<br>Engineering Office    | 220,000,000            | 220,000,000            |
| Ilocos Norte 2nd District<br>Engineering Office    | 22,570,000             | 22,570,000             |

|  |                    |                    |
|--|--------------------|--------------------|
| Ilocos Sur 2nd District<br>Engineering Office    | 115,000,000        | 115,000,000        |
| Pangasinan 4th District<br>Engineering Office    | 1,300,000          | 1,300,000          |
| <b>Cordillera Administrative Region (CAR)</b>    | <b>47,975,000</b>  | <b>47,975,000</b>  |
| Lower Kalinga District<br>Engineering Office     | 47,975,000         | 47,975,000         |
| <b>Region II - Cagayan Valley</b>                | <b>317,315,000</b> | <b>317,315,000</b> |
| Cagayan 2nd District<br>Engineering Office       | 84,509,000         | 84,509,000         |
| Cagayan 3rd District<br>Engineering Office       | 44,431,000         | 44,431,000         |
| Isabela 1st District<br>Engineering Office       | 49,320,000         | 49,320,000         |
| Isabela 3rd District<br>Engineering Office       | 52,604,000         | 52,604,000         |
| Isabela 4th District<br>Engineering Office       | 45,878,000         | 45,878,000         |
| Nueva Vizcaya 2nd District<br>Engineering Office | 40,573,000         | 40,573,000         |
| <b>Region III - Central Luzon</b>                | <b>122,150,000</b> | <b>122,150,000</b> |
| Nueva Ecija 1st District<br>Engineering Office   | 30,300,000         | 30,300,000         |
| Nueva Ecija 2nd District<br>Engineering Office   | 45,000,000         | 45,000,000         |
| Pampanga 1st District<br>Engineering Office      | 44,550,000         | 44,550,000         |
| Zambales 2nd District<br>Engineering Office      | 2,300,000          | 2,300,000          |
| <b>Region IVA - CALABARZON</b>                   | <b>160,110,000</b> | <b>160,110,000</b> |
| Cavite District<br>Engineering Office            | 61,182,000         | 61,182,000         |
| Cavite Third District<br>Engineering Office      | 15,000,000         | 15,000,000         |
| Laguna 1st District<br>Engineering Office        | 18,824,000         | 18,824,000         |
| Laguna 3rd District<br>Engineering Office        | 6,604,000          | 6,604,000          |

|  |                    |                    |
|--|--------------------|--------------------|
| Quezon 2nd District<br>Engineering Office            | 38,500,000         | 38,500,000         |
| Quezon 4th District<br>Engineering Office            | 20,000,000         | 20,000,000         |
| <b>Region V - Bicol</b>                              | <b>63,213,000</b>  | <b>63,213,000</b>  |
| Camarines Norte District<br>Engineering Office       | 30,128,000         | 30,128,000         |
| Camarines Sur 2nd District<br>Engineering Office     | 33,085,000         | 33,085,000         |
| <b>Region VI - Western Visayas</b>                   | <b>93,589,000</b>  | <b>93,589,000</b>  |
| Capiz 2nd District<br>Engineering Office             | 39,509,000         | 39,509,000         |
| Negros Occidental 2nd District<br>Engineering Office | 25,000,000         | 25,000,000         |
| Negros Occidental 3rd District<br>Engineering Office | 29,080,000         | 29,080,000         |
| <b>Region VII - Central Visayas</b>                  | <b>228,277,000</b> | <b>228,277,000</b> |
| Cebu 2nd District<br>Engineering Office              | 68,166,000         | 68,166,000         |
| Cebu 4th District<br>Engineering Office              | 34,135,000         | 34,135,000         |
| Negros Oriental 1st District<br>Engineering Office   | 93,777,000         | 93,777,000         |
| Negros Oriental 3rd District<br>Engineering Office   | 32,199,000         | 32,199,000         |
| <b>Region VIII - Eastern Visayas</b>                 | <b>379,908,000</b> | <b>379,908,000</b> |
| Leyte 1st District<br>Engineering Office             | 12,036,000         | 12,036,000         |
| Leyte 2nd District<br>Engineering Office             | 130,000,000        | 130,000,000        |
| Leyte 5th District<br>Engineering Office             | 34,359,000         | 34,359,000         |
| Northern Samar 1st District<br>Engineering Office    | 6,593,000          | 6,593,000          |
| Samar 1st District<br>Engineering Office             | 50,000,000         | 50,000,000         |
| Samar 2nd District<br>Engineering Office             | 106,000,000        | 106,000,000        |

|  |                    |                    |
|--|--------------------|--------------------|
| Southern Leyte District<br>Engineering Office          | 40,920,000         | 40,920,000         |
| <b>Region IX - Zamboanga Peninsula</b>                 | <b>150,949,000</b> | <b>150,949,000</b> |
| Zamboanga City<br>District Engineering Office          | 25,000,000         | 25,000,000         |
| Zamboanga del Norte 2nd<br>District Engineering Office | 23,064,000         | 23,064,000         |
| Zamboanga del Sur 1st<br>District Engineering Office   | 30,000,000         | 30,000,000         |
| Zamboanga del Sur 2nd<br>District Engineering Office   | 50,000,000         | 50,000,000         |
| Zamboanga Sibugay 2nd<br>District Engineering Office   | 22,885,000         | 22,885,000         |
| <b>Region X - Northern Mindanao</b>                    | <b>528,006,000</b> | <b>528,006,000</b> |
| Bukidnon 1st District<br>Engineering Office            | 143,696,000        | 143,696,000        |
| Bukidnon 2nd District<br>Engineering Office            | 10,630,000         | 10,630,000         |
| Bukidnon 3rd District<br>Engineering Office            | 10,881,000         | 10,881,000         |
| Lanao del Norte 1st District<br>Engineering Office     | 94,885,000         | 94,885,000         |
| Lanao del Norte 2nd District<br>Engineering Office     | 45,595,000         | 45,595,000         |
| Misamis Occidental 2nd District<br>Engineering Office  | 100,000,000        | 100,000,000        |
| Misamis Oriental 1st District<br>Engineering Office    | 71,463,000         | 71,463,000         |
| Misamis Oriental 2nd District<br>Engineering Office    | 50,856,000         | 50,856,000         |
| <b>Region XI - Davao</b>                               | <b>102,702,000</b> | <b>102,702,000</b> |
| Davao City District<br>Engineering Office              | 29,288,000         | 29,288,000         |
| Davao del Sur District<br>Engineering Office           | 73,414,000         | 73,414,000         |
| <b>Region XII - SOCCSKSARGEN</b>                       | <b>207,088,000</b> | <b>207,088,000</b> |
| Cotabato 3rd District<br>Engineering Office            | 63,405,000         | 63,405,000         |



|   |                       |                       |
|---|-----------------------|-----------------------|
| South Cotabato 2nd District<br>Engineering Office | 94,000,000            | 94,000,000            |
| Sultan Kudarat 1st District<br>Engineering Office | 49,683,000            | 49,683,000            |
| Region XIII - Caraga                              | <u>203,580,000</u>    | <u>203,580,000</u>    |
| Agusan del Norte District<br>Engineering Office   | 102,500,000           | 102,500,000           |
| Agusan del Sur 1st District<br>Engineering Office | 50,000,000            | 50,000,000            |
| Agusan del Sur 2nd District<br>Engineering Office | 31,080,000            | 31,080,000            |
| Butuan City District<br>Engineering Office        | 20,000,000            | 20,000,000            |
| Road Widening - Secondary Roads                   | <u>15,470,271,000</u> | <u>15,470,271,000</u> |
| Road Widening of Secondary Roads                  | <u>15,470,271,000</u> | <u>15,470,271,000</u> |
| National Capital Region (NCR)                     | <u>10,164,308,000</u> | <u>10,164,308,000</u> |
| Central Office                                    | 10,164,308,000        | 10,164,308,000        |
| Region I - Ilocos                                 | <u>329,905,000</u>    | <u>329,905,000</u>    |
| La Union 1st District<br>Engineering Office       | 12,000,000            | 12,000,000            |
| Pangasinan 1st District<br>Engineering Office     | 70,000,000            | 70,000,000            |
| Pangasinan 2nd District<br>Engineering Office     | 15,871,000            | 15,871,000            |
| Pangasinan 3rd District<br>Engineering Office     | 43,547,000            | 43,547,000            |
| Pangasinan 4th District<br>Engineering Office     | 188,487,000           | 188,487,000           |
| Cordillera Administrative Region (CAR)            | <u>36,429,000</u>     | <u>36,429,000</u>     |
| Baguio City District<br>Engineering Office        | 36,429,000            | 36,429,000            |
| Region II - Cagayan Valley                        | <u>173,122,000</u>    | <u>173,122,000</u>    |
| Cagayan 1st District<br>Engineering Office        | 41,122,000            | 41,122,000            |
| Quirino District<br>Engineering Office            | 132,000,000           | 132,000,000           |

|   |                    |                    |
|---|--------------------|--------------------|
| <b>Region III - Central Luzon</b>                 | <b>302,421,000</b> | <b>302,421,000</b> |
| Bataan 2nd District<br>Engineering Office         | 100,000,000        | 100,000,000        |
| Nueva Ecija 2nd District<br>Engineering Office    | 50,000,000         | 50,000,000         |
| Pampanga 3rd District<br>Engineering Office       | 35,115,000         | 35,115,000         |
| Tarlac 2nd District<br>Engineering Office         | 12,500,000         | 12,500,000         |
| Zambales 1st District<br>Engineering Office       | 62,500,000         | 62,500,000         |
| Zambales 2nd District<br>Engineering Office       | 42,306,000         | 42,306,000         |
| <b>Region IVA - CALABARZON</b>                    | <b>396,910,000</b> | <b>396,910,000</b> |
| Batangas 3rd District<br>Engineering Office       | 70,000,000         | 70,000,000         |
| Batangas 4th District<br>Engineering Office       | 48,934,000         | 48,934,000         |
| Cavite 2nd District<br>Engineering Office         | 44,900,000         | 44,900,000         |
| Cavite District<br>Engineering Office             | 7,464,000          | 7,464,000          |
| Cavite Third District<br>Engineering Office       | 33,834,000         | 33,834,000         |
| Laguna 1st District<br>Engineering Office         | 50,000,000         | 50,000,000         |
| Quezon 2nd District<br>Engineering Office         | 141,778,000        | 141,778,000        |
| <b>Region IVB - MIMAROPA</b>                      | <b>733,946,000</b> | <b>733,946,000</b> |
| Marinduque District<br>Engineering Office         | 30,000,000         | 30,000,000         |
| Mindoro Occidental District<br>Engineering Office | 180,000,000        | 180,000,000        |
| Mindoro Oriental District<br>Engineering Office   | 35,475,000         | 35,475,000         |
| Palawan 2nd District<br>Engineering Office        | 50,000,000         | 50,000,000         |
| Palawan 3rd District<br>Engineering Office        | 315,764,000        | 315,764,000        |

|  |                      |                      |
|--|----------------------|----------------------|
| Southern Mindoro District<br>Engineering Office      | 122,707,000          | 122,707,000          |
| Region V - Bicol                                     | <u>312,934,000</u>   | <u>312,934,000</u>   |
| Albay 1st District<br>Engineering Office             | 30,339,000           | 30,339,000           |
| Albay 3rd District<br>Engineering Office             | 44,226,000           | 44,226,000           |
| Camarines Sur 4th District<br>Engineering Office     | 26,000,000           | 26,000,000           |
| Masbate 2nd District<br>Engineering Office           | 37,983,000           | 37,983,000           |
| Masbate 3rd District<br>Engineering Office           | 174,386,000          | 174,386,000          |
| Region VI - Western Visayas                          | <u>1,018,113,000</u> | <u>1,018,113,000</u> |
| Aklan District<br>Engineering Office                 | 81,756,000           | 81,756,000           |
| Antique District<br>Engineering Office               | 82,902,000           | 82,902,000           |
| Capiz 1st District<br>Engineering Office             | 111,864,000          | 111,864,000          |
| Guimaras District<br>Engineering Office              | 30,053,000           | 30,053,000           |
| Iloilo 1st District<br>Engineering Office            | 51,644,000           | 51,644,000           |
| Iloilo 2nd District<br>Engineering Office            | 262,043,000          | 262,043,000          |
| Iloilo 3rd District<br>Engineering Office            | 88,738,000           | 88,738,000           |
| Iloilo 4th District<br>Engineering Office            | 98,270,000           | 98,270,000           |
| Negros Occidental 1st District<br>Engineering Office | 57,063,000           | 57,063,000           |
| Negros Occidental 2nd District<br>Engineering Office | 50,000,000           | 50,000,000           |
| Negros Occidental 3rd District<br>Engineering Office | 49,738,000           | 49,738,000           |
| Negros Occidental 4th District<br>Engineering Office | 54,042,000           | 54,042,000           |

|  |                      |                      |
|--|----------------------|----------------------|
| <b>Region VII - Central Visayas</b>                    | <b>53,983,000</b>    | <b>53,983,000</b>    |
| Cebu 6th District<br>Engineering Office                | 28,983,000           | 28,983,000           |
| Negros Oriental 3rd District<br>Engineering Office     | 25,000,000           | 25,000,000           |
| <b>Region VIII - Eastern Visayas</b>                   | <b>1,073,528,000</b> | <b>1,073,528,000</b> |
| Biliran District<br>Engineering Office                 | 464,750,000          | 464,750,000          |
| Eastern Samar District<br>Engineering Office           | 75,000,000           | 75,000,000           |
| Leyte 3rd District<br>Engineering Office               | 180,000,000          | 180,000,000          |
| Leyte 4th District<br>Engineering Office               | 60,000,000           | 60,000,000           |
| Northern Samar 1st District<br>Engineering Office      | 168,778,000          | 168,778,000          |
| Northern Samar 2nd District<br>Engineering Office      | 100,000,000          | 100,000,000          |
| Samar 1st District<br>Engineering Office               | 25,000,000           | 25,000,000           |
| <b>Region X - Northern Mindanao</b>                    | <b>306,287,000</b>   | <b>306,287,000</b>   |
| Bukidnon 1st District<br>Engineering Office            | 78,471,000           | 78,471,000           |
| Bukidnon 2nd District<br>Engineering Office            | 50,000,000           | 50,000,000           |
| Cagayan de Oro City 1st District<br>Engineering Office | 3,493,000            | 3,493,000            |
| Misamis Occidental District<br>Engineering Office      | 100,000,000          | 100,000,000          |
| Misamis Oriental 1st District<br>Engineering Office    | 44,323,000           | 44,323,000           |
| Misamis Oriental 2nd District<br>Engineering Office    | 30,000,000           | 30,000,000           |
| <b>Region XI - Davao</b>                               | <b>334,993,000</b>   | <b>334,993,000</b>   |
| Davao de Oro District<br>Engineering Office            | 99,999,000           | 99,999,000           |
| Davao City District<br>Engineering Office              | 25,000,000           | 25,000,000           |

|  |                      |                      |
|--|----------------------|----------------------|
| Davao Oriental 1st District<br>Engineering Office    | 159,994,000          | 159,994,000          |
| Davao Oriental 2nd District<br>Engineering Office    | 50,000,000           | 50,000,000           |
| <b>Region XII - SOCCSKSARGEN</b>                     | <b>87,348,000</b>    | <b>87,348,000</b>    |
| Cotabato 1st District<br>Engineering Office          | 25,441,000           | 25,441,000           |
| Sultan Kudarat 1st District<br>Engineering Office    | 11,907,000           | 11,907,000           |
| Sultan Kudarat 2nd District<br>Engineering Office    | 50,000,000           | 50,000,000           |
| <b>Region XIII - Caraga</b>                          | <b>146,044,000</b>   | <b>146,044,000</b>   |
| Surigao del Norte 2nd District<br>Engineering Office | 31,369,000           | 31,369,000           |
| Surigao del Sur 1st District<br>Engineering Office   | 35,000,000           | 35,000,000           |
| Surigao del Sur 2nd District<br>Engineering Office   | 79,675,000           | 79,675,000           |
| <b>Road Widening - Tertiary Roads</b>                | <b>6,182,660,000</b> | <b>6,182,660,000</b> |
| <b>Road Widening of Tertiary Roads</b>               | <b>6,182,660,000</b> | <b>6,182,660,000</b> |
| <b>National Capital Region (NCR)</b>                 | <b>3,302,225,000</b> | <b>3,302,225,000</b> |
| Central Office                                       | 3,302,225,000        | 3,302,225,000        |
| <b>Region I - Ilocos</b>                             | <b>39,014,000</b>    | <b>39,014,000</b>    |
| Ilocos Norte 1st District<br>Engineering Office      | 29,014,000           | 29,014,000           |
| Pangasinan 3rd District<br>Engineering Office        | 10,000,000           | 10,000,000           |
| <b>Cordillera Administrative Region (CAR)</b>        | <b>15,000,000</b>    | <b>15,000,000</b>    |
| Baguio City District Engineering Office              | 15,000,000           | 15,000,000           |
| <b>Region II - Cagayan Valley</b>                    | <b>110,174,000</b>   | <b>110,174,000</b>   |
| Isabela 3rd District<br>Engineering Office           | 26,600,000           | 26,600,000           |
| Isabela 4th District<br>Engineering Office           | 19,051,000           | 19,051,000           |
| Quirino District<br>Engineering Office               | 64,523,000           | 64,523,000           |

|  |                    |                    |
|--|--------------------|--------------------|
| <b>Region III - Central Luzon</b>                | <b>316,840,000</b> | <b>316,840,000</b> |
| Bulacan 2nd District<br>Engineering Office       | 146,430,000        | 146,430,000        |
| Nueva Ecija 1st District<br>Engineering Office   | 9,300,000          | 9,300,000          |
| Pampanga 1st District<br>Engineering Office      | 50,000,000         | 50,000,000         |
| Tarlac District<br>Engineering Office            | 111,110,000        | 111,110,000        |
| <b>Region IVA - CALABARZON</b>                   | <b>757,659,000</b> | <b>757,659,000</b> |
| Batangas 3rd District<br>Engineering Office      | 197,000,000        | 197,000,000        |
| Cavite District<br>Engineering Office            | 180,920,000        | 180,920,000        |
| Laguna 1st District<br>Engineering Office        | 71,706,000         | 71,706,000         |
| Quezon 2nd District<br>Engineering Office        | 90,000,000         | 90,000,000         |
| Rizal 1st District<br>Engineering Office         | 163,033,000        | 163,033,000        |
| Rizal 2nd District<br>Engineering Office         | 55,000,000         | 55,000,000         |
| <b>Region IVB - MIMAROPA</b>                     | <b>93,637,000</b>  | <b>93,637,000</b>  |
| Mindoro Oriental District<br>Engineering Office  | 53,925,000         | 53,925,000         |
| Palawan 2nd District<br>Engineering Office       | 39,712,000         | 39,712,000         |
| <b>Region V - Bicol</b>                          | <b>136,600,000</b> | <b>136,600,000</b> |
| Albay 1st District<br>Engineering Office         | 25,000,000         | 25,000,000         |
| Camarines Sur 1st District<br>Engineering Office | 111,600,000        | 111,600,000        |
| <b>Region VI - Western Visayas</b>               | <b>152,210,000</b> | <b>152,210,000</b> |
| Capiz 1st District<br>Engineering Office         | 10,000,000         | 10,000,000         |
| Capiz 2nd District<br>Engineering Office         | 38,305,000         | 38,305,000         |
| Iloilo 2nd District<br>Engineering Office        | 94,000,000         | 94,000,000         |

|   |                    |                    |
|---|--------------------|--------------------|
| Negros Occidental 1st District<br>Engineering Office  | 9,905,000          | 9,905,000          |
| <b>Region VII - Central Visayas</b>                   | <b>81,149,000</b>  | <b>81,149,000</b>  |
| Bohol 1st District<br>Engineering Office              | 25,000,000         | 25,000,000         |
| Cebu 6th District<br>Engineering Office               | 31,149,000         | 31,149,000         |
| Negros Oriental 3rd District<br>Engineering Office    | 25,000,000         | 25,000,000         |
| <b>Region VIII - Eastern Visayas</b>                  | <b>384,660,000</b> | <b>384,660,000</b> |
| Eastern Samar District<br>Engineering Office          | 20,000,000         | 20,000,000         |
| Leyte 1st District<br>Engineering Office              | 164,660,000        | 164,660,000        |
| Leyte 2nd District<br>Engineering Office              | 70,000,000         | 70,000,000         |
| Leyte 4th District<br>Engineering Office              | 25,000,000         | 25,000,000         |
| Northern Samar 1st District<br>Engineering Office     | 35,000,000         | 35,000,000         |
| Northern Samar 2nd District<br>Engineering Office     | 40,000,000         | 40,000,000         |
| Samar 2nd District<br>Engineering Office              | 30,000,000         | 30,000,000         |
| <b>Region IX - Zamboanga Peninsula</b>                | <b>60,000,000</b>  | <b>60,000,000</b>  |
| Zamboanga del Sur 1st<br>District Engineering Office  | 10,000,000         | 10,000,000         |
| Zamboanga del Sur 2nd<br>District Engineering Office  | 50,000,000         | 50,000,000         |
| <b>Region X - Northern Mindanao</b>                   | <b>293,625,000</b> | <b>293,625,000</b> |
| Bukidnon 1st District Engineering Office              | 73,625,000         | 73,625,000         |
| Bukidnon 2nd District Engineering Office              | 70,000,000         | 70,000,000         |
| Bukidnon 3rd District Engineering Office              | 100,000,000        | 100,000,000        |
| Misamis Occidental 2nd District<br>Engineering Office | 50,000,000         | 50,000,000         |

|  |                       |                       |
|--|-----------------------|-----------------------|
| Region XI - Davao  | <u>57,346,000</u>     | <u>57,346,000</u>     |
| Davao de Oro District<br>Engineering Office  | 8,564,000             | 8,564,000             |
| Davao City District<br>Engineering Office  | 48,782,000            | 48,782,000            |
| Region XII - SOCCSKSARGEN  | <u>232,470,000</u>    | <u>232,470,000</u>    |
| Cotabato 2nd District<br>Engineering Office  | 50,000,000            | 50,000,000            |
| Cotabato 3rd District<br>Engineering Office  | 143,470,000           | 143,470,000           |
| South Cotabato 2nd District<br>Engineering Office  | 39,000,000            | 39,000,000            |
| Region XIII - Caraga   | <u>150,051,000</u>    | <u>150,051,000</u>    |
| Butuan City District Engineering Office  | 22,000,000            | 22,000,000            |
| Surigao del Norte 1st District<br>Engineering Office (formerly Surigao del Norte<br>2nd District Engineering Office) | 128,051,000           | 128,051,000           |
| Construction of By-Pass and Diversion Roads  | <u>56,507,898,000</u> | <u>56,507,898,000</u> |
| Construction of By-Pass and Diversion Roads  | <u>52,637,716,000</u> | <u>52,637,716,000</u> |
| National Capital Region (NCR)  | <u>47,278,595,000</u> | <u>47,278,595,000</u> |
| Central Office   | 47,278,595,000        | 47,278,595,000        |
| Region I - Ilocos  | <u>15,000,000</u>     | <u>15,000,000</u>     |
| Pangasinan 3rd District<br>Engineering Office  | 15,000,000            | 15,000,000            |
| Cordillera Administrative Region (CAR)   | <u>123,000,000</u>    | <u>123,000,000</u>    |
| Baguio City District<br>Engineering Office   | 123,000,000           | 123,000,000           |
| Region II - Cagayan Valley   | <u>347,850,000</u>    | <u>347,850,000</u>    |
| Cagayan 1st District<br>Engineering Office   | 50,000,000            | 50,000,000            |
| Cagayan 2nd District<br>Engineering Office   | 65,000,000            | 65,000,000            |
| Cagayan 3rd District<br>Engineering Office   | 50,000,000            | 50,000,000            |
| Isabela 2nd District<br>Engineering Office   | 80,000,000            | 80,000,000            |



|  |                    |                    |
|--|--------------------|--------------------|
| Isabela 3rd District<br>Engineering Office     | 83,300,000         | 83,300,000         |
| Isabela 4th District<br>Engineering Office     | 19,550,000         | 19,550,000         |
| <b>Region III - Central Luzon</b>              | <b>511,000,000</b> | <b>511,000,000</b> |
| Bulacan 1st District<br>Engineering Office     | 100,000,000        | 100,000,000        |
| Nueva Ecija 1st District<br>Engineering Office | 185,000,000        | 185,000,000        |
| Pampanga 1st District<br>Engineering Office    | 40,000,000         | 40,000,000         |
| Tarlac District<br>Engineering Office          | 186,000,000        | 186,000,000        |
| <b>Region IVA - CALABARZON</b>                 | <b>830,041,000</b> | <b>830,041,000</b> |
| Batangas 3rd District<br>Engineering Office    | 45,191,000         | 45,191,000         |
| Batangas 4th District<br>Engineering Office    | 50,000,000         | 50,000,000         |
| Cavite 2nd District<br>Engineering Office      | 38,600,000         | 38,600,000         |
| Cavite District<br>Engineering Office          | 140,000,000        | 140,000,000        |
| Cavite Third District<br>Engineering Office    | 30,000,000         | 30,000,000         |
| Quezon 1st District<br>Engineering Office      | 291,000,000        | 291,000,000        |
| Quezon 3rd District<br>Engineering Office      | 80,000,000         | 80,000,000         |
| Quezon 4th District<br>Engineering Office      | 65,250,000         | 65,250,000         |
| Rizal 1st District<br>Engineering Office       | 40,000,000         | 40,000,000         |
| Rizal 2nd District<br>Engineering Office       | 50,000,000         | 50,000,000         |
| <b>Region IVB - MIMAROPA</b>                   | <b>15,000,000</b>  | <b>15,000,000</b>  |
| Palawan 3rd District<br>Engineering Office     | 15,000,000         | 15,000,000         |

|  |                    |                    |
|--|--------------------|--------------------|
| Region V - Bicol                                   | <u>311,500,000</u> | <u>311,500,000</u> |
| Albay 1st District<br>Engineering Office           | 100,000,000        | 100,000,000        |
| Camarines Sur 4th District<br>Engineering Office   | 100,000,000        | 100,000,000        |
| Camarines Sur 5th District<br>Engineering Office   | 100,000,000        | 100,000,000        |
| Sorsogon District<br>Engineering Office            | 11,500,000         | 11,500,000         |
| Region VI - Western Visayas                        | <u>345,548,000</u> | <u>345,548,000</u> |
| Aklan District<br>Engineering Office               | 15,000,000         | 15,000,000         |
| Capiz 1st District<br>Engineering Office           | 135,548,000        | 135,548,000        |
| Capiz 2nd District<br>Engineering Office           | 50,000,000         | 50,000,000         |
| Iloilo 2nd District<br>Engineering Office          | 125,000,000        | 125,000,000        |
| Iloilo 3rd District<br>Engineering Office          | 20,000,000         | 20,000,000         |
| Region VII - Central Visayas                       | <u>250,000,000</u> | <u>250,000,000</u> |
| Cebu 2nd District<br>Engineering Office            | 50,000,000         | 50,000,000         |
| Cebu 3rd District<br>Engineering Office            | 50,000,000         | 50,000,000         |
| Cebu 5th District<br>Engineering Office            | 50,000,000         | 50,000,000         |
| Cebu City District<br>Engineering Office           | 50,000,000         | 50,000,000         |
| Negros Oriental 2nd District<br>Engineering Office | 50,000,000         | 50,000,000         |
| Region VIII - Eastern Visayas                      | <u>470,000,000</u> | <u>470,000,000</u> |
| Biliran District<br>Engineering Office             | 80,000,000         | 80,000,000         |
| Eastern Samar District<br>Engineering Office       | 50,000,000         | 50,000,000         |
| Leyte 2nd District<br>Engineering Office           | 50,000,000         | 50,000,000         |

|  |                      |                      |
|--|----------------------|----------------------|
| Leyte 5th District<br>Engineering Office               | 150,000,000          | 150,000,000          |
| Northern Samar 2nd District<br>Engineering Office      | 40,000,000           | 40,000,000           |
| Samar 1st District<br>Engineering Office               | 100,000,000          | 100,000,000          |
| <b>Region IX - Zamboanga Peninsula</b>                 | <b>1,140,182,000</b> | <b>1,140,182,000</b> |
| Isabela City District<br>Engineering Office            | 50,000,000           | 50,000,000           |
| Zamboanga City District<br>Engineering Office          | 223,000,000          | 223,000,000          |
| Zamboanga del Norte 2nd District<br>Engineering Office | 80,000,000           | 80,000,000           |
| Zamboanga del Norte 3rd District<br>Engineering Office | 127,182,000          | 127,182,000          |
| Zamboanga del Sur 1st District<br>Engineering Office   | 260,000,000          | 260,000,000          |
| Zamboanga del Sur 2nd District<br>Engineering Office   | 150,000,000          | 150,000,000          |
| Zamboanga Sibugay 1st District<br>Engineering Office   | 200,000,000          | 200,000,000          |
| Zamboanga Sibugay 2nd District<br>Engineering Office   | 50,000,000           | 50,000,000           |
| <b>Region X - Northern Mindanao</b>                    | <b>660,000,000</b>   | <b>660,000,000</b>   |
| Regional Office X                                      | 50,000,000           | 50,000,000           |
| Bukidnon 2nd District<br>Engineering Office            | 50,000,000           | 50,000,000           |
| Cagayan de Oro City 1st District<br>Engineering Office | 100,000,000          | 100,000,000          |
| Cagayan de Oro City 2nd District<br>Engineering Office | 50,000,000           | 50,000,000           |
| Misamis Occidental 2nd District<br>Engineering Office  | 310,000,000          | 310,000,000          |
| Misamis Oriental 2nd District<br>Engineering Office    | 100,000,000          | 100,000,000          |
| <b>Region XI - Davao</b>                               | <b>150,000,000</b>   | <b>150,000,000</b>   |
| Davao Occidental District<br>Engineering Office        | 100,000,000          | 100,000,000          |

|  |                      |                      |
|--|----------------------|----------------------|
| Davao Oriental 1st District<br>Engineering Office  | 50,000,000           | 50,000,000           |
| Region XIII - Caraga   | <u>190,000,000</u>   | <u>190,000,000</u>   |
| Agusan del Sur 1st District<br>Engineering Office  | 50,000,000           | 50,000,000           |
| Agusan del Sur 2nd District<br>Engineering Office  | 110,000,000          | 110,000,000          |
| Butuan City District<br>Engineering Office   | 30,000,000           | 30,000,000           |
| Project(s)   |                      |                      |
| Foreign - Assisted Project(s)  | <u>3,870,182,000</u> | <u>3,870,182,000</u> |
| Central Luzon Link Expressway (CLLEX),<br>Phase I, La Paz, Tarlac to Cabanatuan City,<br>JICA, PH - P249 | <u>150,000,000</u>   | <u>150,000,000</u>   |
| Loan Proceeds  | <u>100,000,000</u>   | <u>100,000,000</u>   |
| National Capital Region (NCR)  | <u>100,000,000</u>   | <u>100,000,000</u>   |
| Central Office   | 100,000,000          | 100,000,000          |
| GOP Counterpart  | <u>50,000,000</u>    | <u>50,000,000</u>    |
| National Capital Region (NCR)  | <u>50,000,000</u>    | <u>50,000,000</u>    |
| Central Office   | 50,000,000           | 50,000,000           |
| Davao City By-Pass Construction Project<br>(South and Center Sections), JICA, PH-P261                    | <u>2,089,091,000</u> | <u>2,089,091,000</u> |
| Loan Proceeds  | <u>1,099,567,000</u> | <u>1,099,567,000</u> |
| National Capital Region (NCR)  | <u>1,099,567,000</u> | <u>1,099,567,000</u> |
| Central Office   | 1,099,567,000        | 1,099,567,000        |
| GOP Counterpart  | <u>989,524,000</u>   | <u>989,524,000</u>   |
| National Capital Region (NCR)  | <u>989,524,000</u>   | <u>989,524,000</u>   |
| Central Office   | 989,524,000          | 989,524,000          |
| Arterial Road Bypass Construction Project, Phase III<br>JICA - PH-P266                                   | <u>150,000,000</u>   | <u>150,000,000</u>   |
| Loan Proceeds  | <u>100,000,000</u>   | <u>100,000,000</u>   |
| National Capital Region (NCR)  | <u>100,000,000</u>   | <u>100,000,000</u>   |
| Central Office   | 100,000,000          | 100,000,000          |
| GOP Counterpart  | <u>50,000,000</u>    | <u>50,000,000</u>    |

|  |            |            |
|--|------------|------------|
| National Capital Region (NCR)  | 50,000,000 | 50,000,000 |
| Central Office   | 50,000,000 | 50,000,000 |
| Philippines-Korea Project Preparation Facility (PK-PPF)                        | 88,489,000 | 88,489,000 |
| Loan Proceeds  | 48,230,000 | 48,230,000 |
| National Capital Region (NCR)  | 48,230,000 | 48,230,000 |
| Central Office   | 48,230,000 | 48,230,000 |
| GOP Counterpart  | 40,259,000 | 40,259,000 |
| National Capital Region (NCR)  | 40,259,000 | 40,259,000 |
| Central Office   | 40,259,000 | 40,259,000 |
| Cebu-Mactan Bridge and Coastal Road Construction Project                       | 50,000,000 | 50,000,000 |
| GOP Counterpart  | 50,000,000 | 50,000,000 |
| National Capital Region (NCR)  | 50,000,000 | 50,000,000 |
| Central Office   | 50,000,000 | 50,000,000 |
| Panay-Guimaras-Negros (PGN) Island Bridges Project                             | 50,000,000 | 50,000,000 |
| GOP Counterpart  | 50,000,000 | 50,000,000 |
| National Capital Region (NCR)  | 50,000,000 | 50,000,000 |
| Central Office   | 50,000,000 | 50,000,000 |
| Dalton Pass East Alignment Road Project<br>(East Dalton Bypass Project) - JICA | 5,000,000  | 5,000,000  |
| GOP Counterpart  | 5,000,000  | 5,000,000  |
| National Capital Region (NCR)  | 5,000,000  | 5,000,000  |
| Central Office   | 5,000,000  | 5,000,000  |
| Davao City Expressway Project  | 50,000,000 | 50,000,000 |
| GOP Counterpart  | 50,000,000 | 50,000,000 |
| National Capital Region (NCR)  | 50,000,000 | 50,000,000 |
| Central Office   | 50,000,000 | 50,000,000 |
| Bataan-Cavite Interlink Bridge Project   | 50,000,000 | 50,000,000 |
| GOP Counterpart  | 50,000,000 | 50,000,000 |
| National Capital Region (NCR)  | 50,000,000 | 50,000,000 |
| Central Office   | 50,000,000 | 50,000,000 |

|   |                |                |
|---|----------------|----------------|
| Laguna-Lakeshore Road Network Project   | 50,000,000     | 50,000,000     |
| GOP Counterpart   | 50,000,000     | 50,000,000     |
| National Capital Region (NCR)   | 50,000,000     | 50,000,000     |
| Central Office  | 50,000,000     | 50,000,000     |
| Infrastructure Preparation and Innovation Facility (IPIF),<br>Additional Financing, ADB Loan No. 3886 - PHI | 200,000,000    | 200,000,000    |
| Loan Proceeds   | 100,000,000    | 100,000,000    |
| National Capital Region (NCR)   | 100,000,000    | 100,000,000    |
| Central Office  | 100,000,000    | 100,000,000    |
| GOP Counterpart   | 100,000,000    | 100,000,000    |
| National Capital Region (NCR)   | 100,000,000    | 100,000,000    |
| Central Office  | 100,000,000    | 100,000,000    |
| Capas-Botolan Road Project, Capas, Tarlac and<br>Botolan, Zambales, Region III                              | 11,315,000     | 11,315,000     |
| GOP Counterpart   | 11,315,000     | 11,315,000     |
| National Capital Region (NCR)   | 11,315,000     | 11,315,000     |
| Central Office  | 11,315,000     | 11,315,000     |
| Panglao Island-Tagbilaran City Bridge Offshore<br>Connector, Main Bridge and Dupinga Bridge                 | 10,000,000     | 10,000,000     |
| GOP Counterpart   | 10,000,000     | 10,000,000     |
| National Capital Region (NCR)   | 10,000,000     | 10,000,000     |
| Central Office  | 10,000,000     | 10,000,000     |
| Davao By-Pass Construction Project, Package I<br>(South and Center Sections), JICA, PH-P273                 | 916,287,000    | 916,287,000    |
| Loan Proceeds   | 717,136,000    | 717,136,000    |
| National Capital Region (NCR)   | 717,136,000    | 717,136,000    |
| Central Office  | 717,136,000    | 717,136,000    |
| GOP Counterpart   | 199,151,000    | 199,151,000    |
| National Capital Region (NCR)   | 199,151,000    | 199,151,000    |
| Central Office  | 199,151,000    | 199,151,000    |
| Construction of Missing Links/New Roads   | 27,408,701,000 | 27,408,701,000 |
| Construction of Missing Links/New Roads   | 27,108,701,000 | 27,108,701,000 |

|  |                |                |
|--|----------------|----------------|
| National Capital Region (NCR)                          | 25,026,340,000 | 25,026,340,000 |
| Central Office   | 25,026,340,000 | 25,026,340,000 |
| Region I - Ilocos                                      | 90,000,000     | 90,000,000     |
| Ilocos Sur 2nd District<br>Engineering Office          | 90,000,000     | 90,000,000     |
| Cordillera Administrative Region (CAR)                 | 354,861,000    | 354,861,000    |
| Abra District<br>Engineering Office                    | 32,861,000     | 32,861,000     |
| Apayao 1st District<br>Engineering Office              | 60,000,000     | 60,000,000     |
| Apayao 2nd District<br>Engineering Office              | 112,000,000    | 112,000,000    |
| Mountain Province 2nd District<br>Engineering Office   | 35,000,000     | 35,000,000     |
| Mountain Province First District<br>Engineering Office | 75,000,000     | 75,000,000     |
| Upper Kalinga District<br>Engineering Office           | 40,000,000     | 40,000,000     |
| Region II - Cagayan Valley                             | 327,500,000    | 327,500,000    |
| Batanes District<br>Engineering Office                 | 100,000,000    | 100,000,000    |
| Isabela 3rd District<br>Engineering Office             | 115,000,000    | 115,000,000    |
| Quirino District<br>Engineering Office                 | 112,500,000    | 112,500,000    |
| Region IVA - CALABARZON                                | 545,000,000    | 545,000,000    |
| Quezon 1st District<br>Engineering Office              | 200,000,000    | 200,000,000    |
| Quezon 2nd District<br>Engineering Office              | 285,000,000    | 285,000,000    |
| Quezon 3rd District<br>Engineering Office              | 30,000,000     | 30,000,000     |
| Quezon 4th District<br>Engineering Office              | 30,000,000     | 30,000,000     |
| Region IVB - MIMAROPA                                  | 240,000,000    | 240,000,000    |
| Mindoro Occidental District<br>Engineering Office      | 240,000,000    | 240,000,000    |

|   |                    |                    |
|---|--------------------|--------------------|
| Region V - Bicol  | <u>90,000,000</u>  | <u>90,000,000</u>  |
| Masbate 1st District<br>Engineering Office  | 90,000,000         | 90,000,000         |
| Region VIII - Eastern Visayas   | <u>235,000,000</u> | <u>235,000,000</u> |
| Eastern Samar District<br>Engineering Office  | 35,000,000         | 35,000,000         |
| Leyte 2nd District<br>Engineering Office  | 100,000,000        | 100,000,000        |
| Leyte 4th District<br>Engineering Office  | 50,000,000         | 50,000,000         |
| Southern Leyte District<br>Engineering Office   | 50,000,000         | 50,000,000         |
| Region IX - Zamboanga Peninsula   | <u>100,000,000</u> | <u>100,000,000</u> |
| Zamboanga del Sur 2nd District<br>Engineering Office  | 100,000,000        | 100,000,000        |
| Region X - Northern Mindanao  | <u>50,000,000</u>  | <u>50,000,000</u>  |
| Bukidnon 1st District<br>Engineering Office   | 50,000,000         | 50,000,000         |
| Region XIII - Caraga  | <u>50,000,000</u>  | <u>50,000,000</u>  |
| Surigao del Norte 2nd District<br>Engineering Office  | 50,000,000         | 50,000,000         |
| Project(s)  |                    |                    |
| Foreign - Assisted Project(s)   | <u>300,000,000</u> | <u>300,000,000</u> |
| Improving Growth Corridors in Mindanao Road<br>Sector Project   | <u>200,000,000</u> | <u>200,000,000</u> |
| Loan Proceeds   | <u>100,000,000</u> | <u>100,000,000</u> |
| National Capital Region (NCR)   | <u>100,000,000</u> | <u>100,000,000</u> |
| Central Office  | 100,000,000        | 100,000,000        |
| GOP Counterpart   | <u>100,000,000</u> | <u>100,000,000</u> |
| National Capital Region (NCR)   | <u>100,000,000</u> | <u>100,000,000</u> |
| Central Office  | 100,000,000        | 100,000,000        |
| Infrastructure Preparation and Innovation Facility (IPIF),<br>Output 1 (Roads and Bridges), ADB, Technical Assistance<br>Loan (Loan No. 3589-PHI) | <u>100,000,000</u> | <u>100,000,000</u> |



|  |               |               |
|--|---------------|---------------|
| Loan Proceeds  | 60,000,000    | 60,000,000    |
| National Capital Region (NCR)  | 60,000,000    | 60,000,000    |
| Central Office   | 60,000,000    | 60,000,000    |
| GOP Counterpart  | 40,000,000    | 40,000,000    |
| National Capital Region (NCR)  | 40,000,000    | 40,000,000    |
| Central Office   | 40,000,000    | 40,000,000    |
| Construction of Flyovers/Interchanges/<br>Underpasses/Long Span Bridges      | 3,827,698,000 | 3,827,698,000 |
| Construction of Flyovers/Interchanges/<br>Underpasses/Long Span Bridges      | 3,777,260,000 | 3,777,260,000 |
| National Capital Region (NCR)  | 3,747,260,000 | 3,747,260,000 |
| Central Office   | 3,747,260,000 | 3,747,260,000 |
| Region III - Central Luzon   | 30,000,000    | 30,000,000    |
| Bulacan 1st District Engineering Office                                      | 30,000,000    | 30,000,000    |
| Project(s)   |               |               |
| Foreign - Assisted Project(s)  | 50,438,000    | 50,438,000    |
| Metro Manila Interchange Construction<br>Project, Phase VI (JICA, PH - P258) | 50,438,000    | 50,438,000    |
| Loan Proceeds  | 46,602,000    | 46,602,000    |
| National Capital Region (NCR)  | 46,602,000    | 46,602,000    |
| Central Office   | 46,602,000    | 46,602,000    |
| GOP Counterpart  | 3,836,000     | 3,836,000     |
| National Capital Region (NCR)  | 3,836,000     | 3,836,000     |
| Central Office   | 3,836,000     | 3,836,000     |
| Off-Carriageway Improvement - Primary Roads                                  | 1,196,997,000 | 1,196,997,000 |
| Off-Carriageway Improvement of Primary Roads                                 | 1,196,997,000 | 1,196,997,000 |
| National Capital Region (NCR)  | 571,900,000   | 571,900,000   |
| Central Office   | 571,900,000   | 571,900,000   |
| Region I - Ilocos  | 74,544,000    | 74,544,000    |
| Ilocos Norte 1st District<br>Engineering Office                              | 20,000,000    | 20,000,000    |
| La Union 1st District<br>Engineering Office                                  | 30,000,000    | 30,000,000    |

|  |                    |                    |
|--|--------------------|--------------------|
| Pangasinan 3rd District<br>Engineering Office  | 24,544,000         | 24,544,000         |
| <b>Region III - Central Luzon</b>              | <b>40,781,000</b>  | <b>40,781,000</b>  |
| Bataan 1st District<br>Engineering Office      | 11,194,000         | 11,194,000         |
| Nueva Ecija 1st District<br>Engineering Office | 7,410,000          | 7,410,000          |
| Nueva Ecija 2nd District<br>Engineering Office | 10,000,000         | 10,000,000         |
| Tarlac 2nd District<br>Engineering Office      | 12,177,000         | 12,177,000         |
| <b>Region IVA - CALABARZON</b>                 | <b>209,696,000</b> | <b>209,696,000</b> |
| Cavite District<br>Engineering Office          | 17,177,000         | 17,177,000         |
| Laguna 1st District<br>Engineering Office      | 10,000,000         | 10,000,000         |
| Laguna 2nd District<br>Engineering Office      | 132,431,000        | 132,431,000        |
| Laguna 3rd District<br>Engineering Office      | 27,088,000         | 27,088,000         |
| Quezon 2nd District<br>Engineering Office      | 23,000,000         | 23,000,000         |
| <b>Region V - Bicol</b>                        | <b>5,543,000</b>   | <b>5,543,000</b>   |
| Sorsogon District<br>Engineering Office        | 5,543,000          | 5,543,000          |
| <b>Region VII - Central Visayas</b>            | <b>26,613,000</b>  | <b>26,613,000</b>  |
| Cebu 5th District<br>Engineering Office        | 3,000,000          | 3,000,000          |
| Cebu 6th District<br>Engineering Office        | 23,613,000         | 23,613,000         |
| <b>Region VIII - Eastern Visayas</b>           | <b>61,000,000</b>  | <b>61,000,000</b>  |
| Leyte 4th District<br>Engineering Office       | 30,000,000         | 30,000,000         |
| Samar 1st District<br>Engineering Office       | 20,000,000         | 20,000,000         |
| Tacloban City District<br>Engineering Office   | 11,000,000         | 11,000,000         |

|  |                      |                      |
|--|----------------------|----------------------|
| Region X - Northern Mindanao                           | <u>107,993,000</u>   | <u>107,993,000</u>   |
| Cagayan de Oro City 1st District<br>Engineering Office | 20,000,000           | 20,000,000           |
| Cagayan de Oro City 2nd District<br>Engineering Office | 9,995,000            | 9,995,000            |
| Lanao del Norte 1st District<br>Engineering Office     | 77,998,000           | 77,998,000           |
| Region XI - Davao                                      | <u>34,848,000</u>    | <u>34,848,000</u>    |
| Davao City 2nd District<br>Engineering Office          | 4,848,000            | 4,848,000            |
| Davao City District<br>Engineering Office              | 30,000,000           | 30,000,000           |
| Region XII - SOCCSKSARGEN                              | <u>54,037,000</u>    | <u>54,037,000</u>    |
| South Cotabato District<br>Engineering Office          | 29,037,000           | 29,037,000           |
| Sultan Kudarat 1st District<br>Engineering Office      | 25,000,000           | 25,000,000           |
| Region XIII - Caraga                                   | <u>10,042,000</u>    | <u>10,042,000</u>    |
| Agusan del Norte District<br>Engineering Office        | 10,042,000           | 10,042,000           |
| Off-Carriageway Improvement - Secondary Roads          | <u>2,619,775,000</u> | <u>2,619,775,000</u> |
| Off-Carriageway Improvement of Secondary Roads         | <u>2,619,775,000</u> | <u>2,619,775,000</u> |
| National Capital Region (NCR)                          | <u>1,265,613,000</u> | <u>1,265,613,000</u> |
| Central Office   | 1,265,613,000        | 1,265,613,000        |
| Region I - Ilocos                                      | <u>25,000,000</u>    | <u>25,000,000</u>    |
| Ilocos Norte 2nd District<br>Engineering Office        | 20,000,000           | 20,000,000           |
| Pangasinan 2nd District<br>Engineering Office          | 5,000,000            | 5,000,000            |
| Cordillera Administrative Region (CAR)                 | <u>129,118,000</u>   | <u>129,118,000</u>   |
| Benguet 2nd District<br>Engineering Office             | 55,000,000           | 55,000,000           |
| Ifugao 1st District<br>Engineering Office              | 20,000,000           | 20,000,000           |
| Ifugao 2nd District<br>Engineering Office              | 23,309,000           | 23,309,000           |

|  |                    |                    |
|--|--------------------|--------------------|
| Mountain Province First District<br>Engineering Office | 30,809,000         | 30,809,000         |
| Region II - Cagayan Valley                             | <u>3,458,000</u>   | <u>3,458,000</u>   |
| Quirino District<br>Engineering Office                 | 3,458,000          | 3,458,000          |
| Region III - Central Luzon                             | <u>161,729,000</u> | <u>161,729,000</u> |
| Aurora District<br>Engineering Office                  | 72,747,000         | 72,747,000         |
| Bataan 1st District<br>Engineering Office              | 20,000,000         | 20,000,000         |
| Bataan 2nd District<br>Engineering Office              | 37,269,000         | 37,269,000         |
| Nueva Ecija 2nd District<br>Engineering Office         | 31,713,000         | 31,713,000         |
| Region IVA - CALABARZON                                | <u>193,010,000</u> | <u>193,010,000</u> |
| Batangas 1st District<br>Engineering Office            | 10,000,000         | 10,000,000         |
| Batangas 3rd District<br>Engineering Office            | 29,112,000         | 29,112,000         |
| Cavite District<br>Engineering Office                  | 7,445,000          | 7,445,000          |
| Cavite Third District<br>Engineering Office            | 1,391,000          | 1,391,000          |
| Quezon 2nd District<br>Engineering Office              | 43,000,000         | 43,000,000         |
| Quezon 3rd District<br>Engineering Office              | 102,062,000        | 102,062,000        |
| Region IVB - MIMAROPA                                  | <u>44,811,000</u>  | <u>44,811,000</u>  |
| Marinduque District<br>Engineering Office              | 25,920,000         | 25,920,000         |
| Mindoro Oriental District<br>Engineering Office        | 6,891,000          | 6,891,000          |
| Palawan 2nd District<br>Engineering Office             | 12,000,000         | 12,000,000         |
| Region V - Bicol                                       | <u>111,688,000</u> | <u>111,688,000</u> |
| Albay 2nd District<br>Engineering Office               | 39,284,000         | 39,284,000         |
| Camarines Sur 4th District<br>Engineering Office       | 15,000,000         | 15,000,000         |

|   |                    |                    |
|---|--------------------|--------------------|
| Catanduanes District<br>Engineering Office        | 15,000,000         | 15,000,000         |
| Masbate 1st District<br>Engineering Office        | 7,404,000          | 7,404,000          |
| Sorsogon 2nd District<br>Engineering Office       | 35,000,000         | 35,000,000         |
| <b>Region VI - Western Visayas</b>                | <b>106,358,000</b> | <b>106,358,000</b> |
| Aklan District<br>Engineering Office              | 42,517,000         | 42,517,000         |
| Guimaras District<br>Engineering Office           | 28,407,000         | 28,407,000         |
| Iloilo 3rd District<br>Engineering Office         | 24,810,000         | 24,810,000         |
| Iloilo City District<br>Engineering Office        | 10,624,000         | 10,624,000         |
| <b>Region VII - Central Visayas</b>               | <b>25,000,000</b>  | <b>25,000,000</b>  |
| Bohol 1st District<br>Engineering Office          | 25,000,000         | 25,000,000         |
| <b>Region VIII - Eastern Visayas</b>              | <b>159,533,000</b> | <b>159,533,000</b> |
| Eastern Samar District<br>Engineering Office      | 32,906,000         | 32,906,000         |
| Leyte 4th District<br>Engineering Office          | 9,001,000          | 9,001,000          |
| Northern Samar 2nd District<br>Engineering Office | 9,645,000          | 9,645,000          |
| Samar 1st District<br>Engineering Office          | 20,000,000         | 20,000,000         |
| Southern Leyte District<br>Engineering Office     | 87,981,000         | 87,981,000         |
| <b>Region X - Northern Mindanao</b>               | <b>31,661,000</b>  | <b>31,661,000</b>  |
| Cagayan de Oro City 1st<br>Engineering Office     | 31,661,000         | 31,661,000         |
| <b>Region XI - Davao</b>                          | <b>158,834,000</b> | <b>158,834,000</b> |
| Davao City District<br>Engineering Office         | 49,711,000         | 49,711,000         |
| Davao Occidental District<br>Engineering Office   | 109,123,000        | 109,123,000        |

|  |                      |                      |
|--|----------------------|----------------------|
| Region XII - SOCCSKSARGEN                          | <u>90,000,000</u>    | <u>90,000,000</u>    |
| South Cotabato District<br>Engineering Office      | 90,000,000           | 90,000,000           |
| Region XIII - Caraga                               | <u>113,962,000</u>   | <u>113,962,000</u>   |
| Agusan del Norte District<br>Engineering Office    | 17,953,000           | 17,953,000           |
| Butuan City District<br>Engineering Office         | 8,000,000            | 8,000,000            |
| Dinagat Islands District<br>Engineering Office     | 63,009,000           | 63,009,000           |
| Surigao del Sur 2nd District<br>Engineering Office | 25,000,000           | 25,000,000           |
| Off-Carriageway Improvement - Tertiary Roads       | <u>1,555,401,000</u> | <u>1,555,401,000</u> |
| Off-Carriageway Improvement of Tertiary Roads      | <u>1,555,401,000</u> | <u>1,555,401,000</u> |
| National Capital Region (NCR)                      | <u>436,335,000</u>   | <u>436,335,000</u>   |
| Central Office                                     | 416,335,000          | 416,335,000          |
| South Manila District<br>Engineering Office        | 20,000,000           | 20,000,000           |
| Region I - Ilocos                                  | <u>35,000,000</u>    | <u>35,000,000</u>    |
| Ilocos Norte 2nd District<br>Engineering Office    | 35,000,000           | 35,000,000           |
| Cordillera Administrative Region (CAR)             | <u>147,669,000</u>   | <u>147,669,000</u>   |
| Apayao 1st District Engineering Office             | 12,760,000           | 12,760,000           |
| Benguet 1st District Engineering Office            | 33,000,000           | 33,000,000           |
| Benguet 2nd District Engineering Office            | 33,500,000           | 33,500,000           |
| Ifugao 1st District Engineering Office             | 25,253,000           | 25,253,000           |
| Ifugao 2nd District Engineering Office             | 43,156,000           | 43,156,000           |
| Region II - Cagayan Valley                         | <u>114,068,000</u>   | <u>114,068,000</u>   |
| Batanes District Engineering Office                | 114,068,000          | 114,068,000          |
| Region III - Central Luzon                         | <u>112,538,000</u>   | <u>112,538,000</u>   |
| Bataan 2nd District<br>Engineering Office          | 50,000,000           | 50,000,000           |
| Bulacan 1st District<br>Engineering Office         | 8,100,000            | 8,100,000            |

|   |                    |                    |
|---|--------------------|--------------------|
| Nueva Ecija 1st District<br>Engineering Office    | 33,357,000         | 33,357,000         |
| Pampanga 2nd District<br>Engineering Office       | 6,500,000          | 6,500,000          |
| Pampanga 3rd District<br>Engineering Office       | 14,581,000         | 14,581,000         |
| <b>Region IVA - CALABARZON</b>                    | <b>141,676,000</b> | <b>141,676,000</b> |
| Batangas 4th District<br>Engineering Office       | 23,000,000         | 23,000,000         |
| Laguna 3rd District<br>Engineering Office         | 86,236,000         | 86,236,000         |
| Quezon 3rd District<br>Engineering Office         | 32,440,000         | 32,440,000         |
| <b>Region IVB - MIMAROPA</b>                      | <b>18,559,000</b>  | <b>18,559,000</b>  |
| Mindoro Occidental District<br>Engineering Office | 18,559,000         | 18,559,000         |
| <b>Region V - Bicol</b>                           | <b>196,771,000</b> | <b>196,771,000</b> |
| Camarines Sur 2nd District<br>Engineering Office  | 22,878,000         | 22,878,000         |
| Camarines Sur 3rd District<br>Engineering Office  | 55,000,000         | 55,000,000         |
| Camarines Sur 4th District<br>Engineering Office  | 23,893,000         | 23,893,000         |
| Masbate 1st District<br>Engineering Office        | 30,000,000         | 30,000,000         |
| Sorsogon District<br>Engineering Office           | 65,000,000         | 65,000,000         |
| <b>Region VI - Western Visayas</b>                | <b>73,717,000</b>  | <b>73,717,000</b>  |
| Bacolod City District<br>Engineering Office       | 20,000,000         | 20,000,000         |
| Iloilo 1st District<br>Engineering Office         | 2,000,000          | 2,000,000          |
| Iloilo 3rd District<br>Engineering Office         | 25,000,000         | 25,000,000         |
| Iloilo 4th District<br>Engineering Office         | 26,717,000         | 26,717,000         |
| <b>Region VII - Central Visayas</b>               | <b>120,778,000</b> | <b>120,778,000</b> |
| Bohol 1st District<br>Engineering Office          | 119,158,000        | 119,158,000        |

|   |                    |                    |
|---|--------------------|--------------------|
| Negros Oriental 3rd District<br>Engineering Office  | 1,620,000          | 1,620,000          |
| <b>Region X - Northern Mindanao</b>   | <b>48,750,000</b>  | <b>48,750,000</b>  |
| Bukidnon 1st District<br>Engineering Office   | 6,244,000          | 6,244,000          |
| Cagayan de Oro City 1st District<br>Engineering Office  | 20,000,000         | 20,000,000         |
| Lanao del Norte 1st District<br>District Engineering Office   | 22,506,000         | 22,506,000         |
| <b>Region XI - Davao</b>  | <b>80,540,000</b>  | <b>80,540,000</b>  |
| Davao de Oro District<br>Engineering Office   | 50,000,000         | 50,000,000         |
| Davao Occidental District<br>Engineering Office   | 30,540,000         | 30,540,000         |
| <b>Region XII - SOCCSKSARGEN</b>  | <b>4,000,000</b>   | <b>4,000,000</b>   |
| South Cotabato 2nd District<br>Engineering Office   | 4,000,000          | 4,000,000          |
| <b>Region XIII - Caraga</b>   | <b>25,000,000</b>  | <b>25,000,000</b>  |
| Surigao del Norte 1st District<br>Engineering Office (formerly Surigao del Norte<br>2nd District Engineering Office)  | 25,000,000         | 25,000,000         |
| <b>Paving of Unpaved Roads - Secondary Roads</b>  | <b>610,467,000</b> | <b>610,467,000</b> |
| <b>Paving of Unpaved Roads of Secondary Roads</b>   | <b>378,497,000</b> | <b>378,497,000</b> |
| <b>National Capital Region (NCR)</b>  | <b>231,747,000</b> | <b>231,747,000</b> |
| Central Office  | 231,747,000        | 231,747,000        |
| <b>Region V - Bicol</b>   | <b>40,000,000</b>  | <b>40,000,000</b>  |
| Catanduanes District<br>Engineering Office  | 40,000,000         | 40,000,000         |
| <b>Region IX - Zamboanga Peninsula</b>  | <b>106,750,000</b> | <b>106,750,000</b> |
| Zamboanga del Norte 2nd District<br>Engineering Office  | 106,750,000        | 106,750,000        |
| <b>Project(s)</b>   |                    |                    |
| <b>Foreign - Assisted Project(s)</b>  | <b>231,970,000</b> | <b>231,970,000</b> |
| Samar Pacific Coastal Road (Palapag-<br>Mapanas-Lapinig-Jipapad-Arteche-San Policarpio-<br>Oras) Northern and Eastern Samar, Korean -EDCF,<br>Loan No. PHL - 14 | 31,970,000         | 31,970,000         |



|   |                      |                      |
|---|----------------------|----------------------|
| <b>GOP Counterpart</b>  | <b>31,970,000</b>    | <b>31,970,000</b>    |
| <b>National Capital Region (NCR)</b>  | <b>31,970,000</b>    | <b>31,970,000</b>    |
| <b>Central Office</b>   | <b>31,970,000</b>    | <b>31,970,000</b>    |
| <b>Road Network Development Project in<br/>Conflict-Affected Areas in Mindanao<br/>(RNDP-CAAM), JICA-Assisted</b> | <b>200,000,000</b>   | <b>200,000,000</b>   |
| <b>Loan Proceeds</b>  | <b>100,000,000</b>   | <b>100,000,000</b>   |
| <b>National Capital Region (NCR)</b>  | <b>100,000,000</b>   | <b>100,000,000</b>   |
| <b>Central Office</b>   | <b>100,000,000</b>   | <b>100,000,000</b>   |
| <b>GOP Counterpart</b>  | <b>100,000,000</b>   | <b>100,000,000</b>   |
| <b>National Capital Region (NCR)</b>  | <b>100,000,000</b>   | <b>100,000,000</b>   |
| <b>Central Office</b>   | <b>100,000,000</b>   | <b>100,000,000</b>   |
| <b>Paving of Unpaved Roads - Tertiary Roads</b>   | <b>1,249,942,000</b> | <b>1,249,942,000</b> |
| <b>Paving of Unpaved Roads of Tertiary Roads</b>  | <b>1,249,942,000</b> | <b>1,249,942,000</b> |
| <b>National Capital Region (NCR)</b>  | <b>825,727,000</b>   | <b>825,727,000</b>   |
| <b>Central Office</b>   | <b>825,727,000</b>   | <b>825,727,000</b>   |
| <b>Cordillera Administrative Region (CAR)</b>   | <b>240,776,000</b>   | <b>240,776,000</b>   |
| <b>Apayao 1st District<br/>Engineering Office</b>   | <b>30,492,000</b>    | <b>30,492,000</b>    |
| <b>Apayao 2nd District<br/>Engineering Office</b>   | <b>72,396,000</b>    | <b>72,396,000</b>    |
| <b>Mountain Province 2nd District<br/>Engineering Office</b>  | <b>92,970,000</b>    | <b>92,970,000</b>    |
| <b>Upper Kalinga District<br/>Engineering Office</b>  | <b>44,918,000</b>    | <b>44,918,000</b>    |
| <b>Region II - Cagayan Valley</b>   | <b>61,025,000</b>    | <b>61,025,000</b>    |
| <b>Cagayan 2nd District<br/>Engineering Office</b>  | <b>61,025,000</b>    | <b>61,025,000</b>    |
| <b>Region X - Northern Mindanao</b>   | <b>72,414,000</b>    | <b>72,414,000</b>    |
| <b>Bukidnon 3rd District<br/>Engineering Office</b>   | <b>22,414,000</b>    | <b>22,414,000</b>    |
| <b>Lanao del Norte 1st District<br/>Engineering Office</b>  | <b>50,000,000</b>    | <b>50,000,000</b>    |

|   |                       |                       |
|---|-----------------------|-----------------------|
| Region XII - SOCCSKSARGEN                         | <u>50,000,000</u>     | <u>50,000,000</u>     |
| South Cotabato 2nd District<br>Engineering Office | 50,000,000            | 50,000,000            |
| <b>BRIDGE PROGRAM</b>                             | <u>25,382,854,000</u> | <u>25,382,854,000</u> |
| Replacement of Bridges Temporary to Permanent     | <u>20,000,000</u>     | <u>20,000,000</u>     |
| Replacement of Bridges Temporary to Permanent     | <u>20,000,000</u>     | <u>20,000,000</u>     |
| Region XII  | <u>20,000,000</u>     | <u>20,000,000</u>     |
| Sarangani District Engineering Office             | 20,000,000            | 20,000,000            |
| Replacement of Permanent Weak Bridges             | <u>3,321,303,000</u>  | <u>3,321,303,000</u>  |
| Replacement of Permanent Weak Bridges             | <u>3,321,303,000</u>  | <u>3,321,303,000</u>  |
| National Capital Region (NCR)                     | <u>2,683,303,000</u>  | <u>2,683,303,000</u>  |
| Central Office                                    | 2,683,303,000         | 2,683,303,000         |
| Region I - Ilocos                                 | <u>36,300,000</u>     | <u>36,300,000</u>     |
| Ilocos Norte 1st District<br>Engineering Office   | 36,300,000            | 36,300,000            |
| Cordillera Administrative Region (CAR)            | <u>50,000,000</u>     | <u>50,000,000</u>     |
| Apayao 2nd District<br>Engineering Office         | 50,000,000            | 50,000,000            |
| Region II - Cagayan Valley                        | <u>72,000,000</u>     | <u>72,000,000</u>     |
| Cagayan 1st District<br>Engineering Office        | 72,000,000            | 72,000,000            |
| Region III - Central Luzon                        | <u>66,600,000</u>     | <u>66,600,000</u>     |
| Nueva Ecija 1st District<br>Engineering Office    | 41,600,000            | 41,600,000            |
| Zambales 1st District<br>Engineering Office       | 25,000,000            | 25,000,000            |
| Region IVA - CALABARZON                           | <u>21,000,000</u>     | <u>21,000,000</u>     |
| Quezon 4th District<br>Engineering Office         | 21,000,000            | 21,000,000            |
| Region IVB - MIMAROPA                             | <u>67,000,000</u>     | <u>67,000,000</u>     |
| Mindoro Occidental District<br>Engineering Office | 34,000,000            | 34,000,000            |
| Romblon District<br>Engineering Office            | 33,000,000            | 33,000,000            |

|  |                      |                      |
|--|----------------------|----------------------|
| <b>Region V - Bicol</b>                                | <b>171,100,000</b>   | <b>171,100,000</b>   |
| Albay 1st District<br>Engineering Office               | 68,100,000           | 68,100,000           |
| Camarines Norte District<br>Engineering Office         | 40,000,000           | 40,000,000           |
| Catanduanes District<br>Engineering Office             | 35,000,000           | 35,000,000           |
| Masbate 3rd District<br>Engineering Office             | 28,000,000           | 28,000,000           |
| <b>Region VII - Central Visayas</b>                    | <b>30,000,000</b>    | <b>30,000,000</b>    |
| Siquijor District<br>Engineering Office                | 30,000,000           | 30,000,000           |
| <b>Region VIII - Eastern Visayas</b>                   | <b>39,000,000</b>    | <b>39,000,000</b>    |
| Southern Leyte District<br>Engineering Office          | 21,000,000           | 21,000,000           |
| Tacloban City District<br>Engineering Office           | 18,000,000           | 18,000,000           |
| <b>Region X - Northern Mindanao</b>                    | <b>45,000,000</b>    | <b>45,000,000</b>    |
| Lanao del Norte 2nd<br>District Engineering Office     | 15,000,000           | 15,000,000           |
| Misamis Oriental 1st<br>District Engineering Office    | 30,000,000           | 30,000,000           |
| <b>Region XII - SOCCSKARGEN</b>                        | <b>40,000,000</b>    | <b>40,000,000</b>    |
| South Cotabato 2nd<br>District Engineering Office      | 40,000,000           | 40,000,000           |
| <b>Retrofitting/Strengthening of Permanent Bridges</b> | <b>3,969,378,000</b> | <b>3,969,378,000</b> |
| <b>Retrofitting/Strengthening of Permanent Bridges</b> | <b>3,969,378,000</b> | <b>3,969,378,000</b> |
| <b>National Capital Region (NCR)</b>                   | <b>2,182,281,000</b> | <b>2,182,281,000</b> |
| Central Office   | 1,883,031,000        | 1,883,031,000        |
| Malabon-Navotas District<br>Engineering Office         | 15,000,000           | 15,000,000           |
| North Manila District<br>Engineering Office            | 99,000,000           | 99,000,000           |
| Quezon City 1st District<br>Engineering Office         | 135,250,000          | 135,250,000          |
| South Manila District<br>Engineering Office            | 50,000,000           | 50,000,000           |

|  |                    |                    |
|--|--------------------|--------------------|
| Region I - Ilocos                                      | <u>30,000,000</u>  | <u>30,000,000</u>  |
| Pangasinan 1st District<br>Engineering Office          | 30,000,000         | 30,000,000         |
| Cordillera Administrative Region (CAR)                 | <u>192,800,000</u> | <u>192,800,000</u> |
| Apayao 2nd District<br>Engineering Office              | 60,300,000         | 60,300,000         |
| Benguet 1st District<br>Engineering Office             | 42,500,000         | 42,500,000         |
| Mountain Province 2nd District<br>Engineering Office   | 15,000,000         | 15,000,000         |
| Mountain Province First District<br>Engineering Office | 75,000,000         | 75,000,000         |
| Region II - Cagayan Valley                             | <u>24,000,000</u>  | <u>24,000,000</u>  |
| Isabela 4th District<br>Engineering Office             | 24,000,000         | 24,000,000         |
| Region III - Central Luzon                             | <u>181,935,000</u> | <u>181,935,000</u> |
| Aurora District<br>Engineering Office                  | 15,625,000         | 15,625,000         |
| Tarlac 2nd District<br>Engineering Office              | 96,810,000         | 96,810,000         |
| Pampanga 3rd District<br>Engineering Office            | 30,000,000         | 30,000,000         |
| Zambales 1st District<br>Engineering Office            | 39,500,000         | 39,500,000         |
| Region IVA - CALABARZON                                | <u>411,712,000</u> | <u>411,712,000</u> |
| Batangas 3rd District<br>Engineering Office            | 10,000,000         | 10,000,000         |
| Cavite 2nd District<br>Engineering Office              | 14,000,000         | 14,000,000         |
| Cavite Third District<br>Engineering Office            | 87,000,000         | 87,000,000         |
| Laguna 1st District<br>Engineering Office              | 11,000,000         | 11,000,000         |
| Laguna 3rd District<br>Engineering Office              | 44,550,000         | 44,550,000         |
| Quezon 2nd District<br>Engineering Office              | 109,312,000        | 109,312,000        |
| Quezon 3rd District<br>Engineering Office              | 50,000,000         | 50,000,000         |

|  |                    |                    |
|--|--------------------|--------------------|
| Quezon 4th District<br>Engineering Office            | 85,850,000         | 85,850,000         |
| <b>Region IVB - MIMAROPA</b>                         | <b>122,500,000</b> | <b>122,500,000</b> |
| Mindoro Occidental District<br>Engineering Office    | 72,000,000         | 72,000,000         |
| Romblon District<br>Engineering Office               | 50,500,000         | 50,500,000         |
| <b>Region V - Bicol</b>                              | <b>59,750,000</b>  | <b>59,750,000</b>  |
| Camarines Sur 2nd District<br>Engineering Office     | 12,000,000         | 12,000,000         |
| Camarines Sur 3rd District<br>Engineering Office     | 25,000,000         | 25,000,000         |
| Camarines Sur 4th District<br>Engineering Office     | 8,750,000          | 8,750,000          |
| Sorsogon 2nd District<br>Engineering Office          | 14,000,000         | 14,000,000         |
| <b>Region VI - Western Visayas</b>                   | <b>29,000,000</b>  | <b>29,000,000</b>  |
| Negros Occidental 4th<br>District Engineering Office | 29,000,000         | 29,000,000         |
| <b>Region VII - Central Visayas</b>                  | <b>214,300,000</b> | <b>214,300,000</b> |
| Bohol 1st District<br>Engineering Office             | 5,800,000          | 5,800,000          |
| Cebu 2nd District<br>Engineering Office              | 50,000,000         | 50,000,000         |
| Cebu 3rd District<br>Engineering Office              | 95,500,000         | 95,500,000         |
| Cebu 5th District<br>Engineering Office              | 5,000,000          | 5,000,000          |
| Cebu 6th District<br>Engineering Office              | 50,000,000         | 50,000,000         |
| Negros Oriental 3rd District<br>Engineering Office   | 8,000,000          | 8,000,000          |
| <b>Region VIII - Eastern Visayas</b>                 | <b>233,000,000</b> | <b>233,000,000</b> |
| Leyte 2nd District<br>Engineering Office             | 89,000,000         | 89,000,000         |
| Leyte 3rd District<br>Engineering Office             | 78,000,000         | 78,000,000         |

|  |                   |                   |
|--|-------------------|-------------------|
| Leyte 5th District<br>Engineering Office               | 20,000,000        | 20,000,000        |
| Northern Samar 2nd District<br>Engineering Office      | 30,000,000        | 30,000,000        |
| Southern Leyte District<br>Engineering Office          | 16,000,000        | 16,000,000        |
| <b>Region IX - Zamboanga Peninsula</b>                 | <b>14,500,000</b> | <b>14,500,000</b> |
| Zamboanga del Norte 2nd<br>District Engineering Office | 4,500,000         | 4,500,000         |
| Zamboanga del Norte 3rd<br>District Engineering Office | 10,000,000        | 10,000,000        |
| <b>Region X - Northern Mindanao</b>                    | <b>89,000,000</b> | <b>89,000,000</b> |
| Bukidnon 1st District<br>Engineering Office            | 27,500,000        | 27,500,000        |
| Bukidnon 2nd District<br>Engineering Office            | 4,000,000         | 4,000,000         |
| Cagayan de Oro City 2nd<br>Engineering Office          | 50,000,000        | 50,000,000        |
| Lanao del Norte 1st<br>District Engineering Office     | 1,500,000         | 1,500,000         |
| Misamis Oriental 1st<br>District Engineering Office    | 6,000,000         | 6,000,000         |
| <b>Region XI - Davao</b>                               | <b>73,600,000</b> | <b>73,600,000</b> |
| Davao de Oro District<br>Engineering Office            | 30,600,000        | 30,600,000        |
| Davao City District<br>Engineering Office              | 20,000,000        | 20,000,000        |
| Davao del Norte District<br>Engineering Office         | 11,000,000        | 11,000,000        |
| Davao Occidental District<br>Engineering Office        | 12,000,000        | 12,000,000        |
| <b>Region XII - SOCCSKSARGEN</b>                       | <b>52,000,000</b> | <b>52,000,000</b> |
| Sarangani District<br>Engineering Office               | 45,000,000        | 45,000,000        |
| Sultan Kudarat 1st District<br>Engineering Office      | 7,000,000         | 7,000,000         |

|  |                      |                      |
|--|----------------------|----------------------|
| Region XIII - Caraga                             | <u>59,000,000</u>    | <u>59,000,000</u>    |
| Butuan City                                      |                      |                      |
| District Engineering Office                      | 40,000,000           | 40,000,000           |
| Surigao del Sur 1st District                     |                      |                      |
| Engineering Office                               | 19,000,000           | 19,000,000           |
| Rehabilitation/Major Repair of Permanent Bridges | <u>2,921,671,000</u> | <u>2,921,671,000</u> |
| Rehabilitation/Major Repair of Permanent Bridges | <u>2,521,671,000</u> | <u>2,521,671,000</u> |
| National Capital Region (NCR)                    | <u>1,164,836,000</u> | <u>1,164,836,000</u> |
| Central Office                                   | 911,836,000          | 911,836,000          |
| Metro Manila 1st District                        |                      |                      |
| Engineering Office                               | 24,000,000           | 24,000,000           |
| Metro Manila 2nd District                        |                      |                      |
| Engineering Office                               | 25,000,000           | 25,000,000           |
| North Manila District                            |                      |                      |
| Engineering Office                               | 38,000,000           | 38,000,000           |
| Quezon City 2nd District                         |                      |                      |
| Engineering Office                               | 145,000,000          | 145,000,000          |
| South Manila District                            |                      |                      |
| Engineering Office                               | 21,000,000           | 21,000,000           |
| Region I - Ilocos                                | <u>54,037,000</u>    | <u>54,037,000</u>    |
| Ilocos Sur 2nd District                          |                      |                      |
| Engineering Office                               | 15,000,000           | 15,000,000           |
| Pangasinan 1st District                          |                      |                      |
| Engineering Office                               | 17,000,000           | 17,000,000           |
| Pangasinan 2nd District                          |                      |                      |
| Engineering Office                               | 10,037,000           | 10,037,000           |
| Pangasinan 3rd District                          |                      |                      |
| Engineering Office                               | 12,000,000           | 12,000,000           |
| Cordillera Administrative Region (CAR)           | <u>44,000,000</u>    | <u>44,000,000</u>    |
| Mountain Province First District                 |                      |                      |
| Engineering Office                               | 44,000,000           | 44,000,000           |
| Region II - Cagayan Valley                       | <u>27,704,000</u>    | <u>27,704,000</u>    |
| Batanes District                                 |                      |                      |
| Engineering Office                               | 8,704,000            | 8,704,000            |
| Cagayan 3rd District                             |                      |                      |
| Engineering Office                               | 10,000,000           | 10,000,000           |
| Nueva Vizcaya 2nd District                       |                      |                      |
| Engineering Office                               | 9,000,000            | 9,000,000            |

|   |                    |                    |
|---|--------------------|--------------------|
| <b>Region III - Central Luzon</b>                 | <b>42,000,000</b>  | <b>42,000,000</b>  |
| Bulacan 2nd District<br>Engineering Office        | 26,000,000         | 26,000,000         |
| Nueva Ecija 2nd District<br>Engineering Office    | 16,000,000         | 16,000,000         |
| <b>Region IVA - CALABARZON</b>                    | <b>107,650,000</b> | <b>107,650,000</b> |
| Batangas 1st District<br>Engineering Office       | 30,000,000         | 30,000,000         |
| Batangas 2nd District<br>Engineering Office       | 7,650,000          | 7,650,000          |
| Cavite Third District<br>Engineering Office       | 50,000,000         | 50,000,000         |
| Laguna 2nd District<br>Engineering Office         | 20,000,000         | 20,000,000         |
| <b>Region IVB - MIMAROPA</b>                      | <b>55,000,000</b>  | <b>55,000,000</b>  |
| Mindoro Occidental District<br>Engineering Office | 55,000,000         | 55,000,000         |
| <b>Region V - Bicol</b>                           | <b>34,685,000</b>  | <b>34,685,000</b>  |
| Albay 2nd District<br>Engineering Office          | 10,585,000         | 10,585,000         |
| Camarines Sur 2nd District<br>Engineering Office  | 6,100,000          | 6,100,000          |
| Camarines Sur 4th District<br>Engineering Office  | 18,000,000         | 18,000,000         |
| <b>Region VI - Western Visayas</b>                | <b>424,584,000</b> | <b>424,584,000</b> |
| Aklan District<br>Engineering Office              | 25,000,000         | 25,000,000         |
| Bacolod City District<br>Engineering Office       | 16,300,000         | 16,300,000         |
| Capiz 1st District<br>Engineering Office          | 50,000,000         | 50,000,000         |
| Capiz 2nd District<br>Engineering Office          | 10,000,000         | 10,000,000         |
| Iloilo 1st District<br>Engineering Office         | 20,000,000         | 20,000,000         |
| Iloilo 2nd District<br>Engineering Office         | 10,000,000         | 10,000,000         |



|  |                    |                    |
|--|--------------------|--------------------|
| Iloilo 3rd District<br>Engineering Office              | 64,300,000         | 64,300,000         |
| Iloilo 4th District<br>Engineering Office              | 45,000,000         | 45,000,000         |
| Iloilo City District<br>Engineering Office             | 102,700,000        | 102,700,000        |
| Negros Occidental 1st District<br>Engineering Office   | 3,700,000          | 3,700,000          |
| Negros Occidental 2nd District<br>Engineering Office   | 65,584,000         | 65,584,000         |
| Negros Occidental 3rd District<br>Engineering Office   | 12,000,000         | 12,000,000         |
| <b>Region VII - Central Visayas</b>                    | <b>123,200,000</b> | <b>123,200,000</b> |
| Cebu 2nd District<br>Engineering Office                | 23,200,000         | 23,200,000         |
| Cebu 6th District<br>Engineering Office                | 15,000,000         | 15,000,000         |
| Cebu City District<br>Engineering Office               | 85,000,000         | 85,000,000         |
| <b>Region VIII - Eastern Visayas</b>                   | <b>214,500,000</b> | <b>214,500,000</b> |
| Biliran District<br>Engineering Office                 | 50,000,000         | 50,000,000         |
| Eastern Samar District<br>Engineering Office           | 111,000,000        | 111,000,000        |
| Northern Samar 1st District<br>Engineering Office      | 21,000,000         | 21,000,000         |
| Northern Samar 2nd District<br>Engineering Office      | 30,000,000         | 30,000,000         |
| Tacloban City District<br>Engineering Office           | 2,500,000          | 2,500,000          |
| <b>Region IX - Zamboanga Peninsula</b>                 | <b>59,000,000</b>  | <b>59,000,000</b>  |
| Zamboanga del Norte 2nd District<br>Engineering Office | 2,000,000          | 2,000,000          |
| Zamboanga del Sur 2nd District<br>Engineering Office   | 57,000,000         | 57,000,000         |
| <b>Region X - Northern Mindanao</b>                    | <b>55,500,000</b>  | <b>55,500,000</b>  |
| Bukidnon 3rd District<br>Engineering Office            | 12,500,000         | 12,500,000         |

|  |                    |                    |
|--|--------------------|--------------------|
| Cagayan de Oro City 1st District<br>Engineering Office                                 | 20,000,000         | 20,000,000         |
| Misamis Occidental District<br>Engineering Office                                      | 10,000,000         | 10,000,000         |
| Misamis Oriental 1st District<br>Engineering Office                                    | 13,000,000         | 13,000,000         |
| <b>Region XI - Davao</b>   | <b>17,700,000</b>  | <b>17,700,000</b>  |
| Davao City District<br>Engineering Office  | 11,500,000         | 11,500,000         |
| Davao del Norte District<br>Engineering Office   | 5,000,000          | 5,000,000          |
| Davao Oriental 2nd District<br>Engineering Office                                      | 1,200,000          | 1,200,000          |
| <b>Region XII - SOCCSKSARGEN</b>   | <b>68,275,000</b>  | <b>68,275,000</b>  |
| Cotabato 1st District<br>Engineering Office  | 15,000,000         | 15,000,000         |
| Sarangani District<br>Engineering Office   | 14,660,000         | 14,660,000         |
| Sultan Kudarat 2nd District<br>Engineering Office                                      | 38,615,000         | 38,615,000         |
| <b>Region XIII - Caraga</b>  | <b>29,000,000</b>  | <b>29,000,000</b>  |
| Agusan del Norte<br>District Engineering Office  | 24,000,000         | 24,000,000         |
| Dinagat Islands District<br>District Engineering Office                                | 1,000,000          | 1,000,000          |
| Surigao del Sur 1st District<br>District Engineering Office                            | 4,000,000          | 4,000,000          |
| <b>Project(s)</b>  |                    |                    |
| <b>Foreign - Assisted Project(s)</b>   | <b>400,000,000</b> | <b>400,000,000</b> |
| Metro Manila Priority Bridges for<br>Seismic Design Improvement Project, JICA, PH-P260 | 200,000,000        | 200,000,000        |
| <b>Loan Proceeds</b>   | <b>100,000,000</b> | <b>100,000,000</b> |
| <b>National Capital Region (NCR)</b>   | <b>100,000,000</b> | <b>100,000,000</b> |
| Central Office   | 100,000,000        | 100,000,000        |
| <b>GOP Counterpart</b>   | <b>100,000,000</b> | <b>100,000,000</b> |
| <b>National Capital Region (NCR)</b>   | <b>100,000,000</b> | <b>100,000,000</b> |
| Central Office   | 100,000,000        | 100,000,000        |

**Metro Manila Priority Bridges for  
Seismic Design Improvement Project, JICA, PH-P272**

|  |                       |                       |
|--|-----------------------|-----------------------|
|  | <u>200,000,000</u>    | <u>200,000,000</u>    |
| <b>Loan Proceeds</b>                             | <u>100,000,000</u>    | <u>100,000,000</u>    |
| <b>National Capital Region (NCR)</b>             | <u>100,000,000</u>    | <u>100,000,000</u>    |
| Central Office                                   | 100,000,000           | 100,000,000           |
| <b>GOP Counterpart</b>                           | <u>100,000,000</u>    | <u>100,000,000</u>    |
| <b>National Capital Region (NCR)</b>             | <u>100,000,000</u>    | <u>100,000,000</u>    |
| Central Office                                   | 100,000,000           | 100,000,000           |
| <b>Widening of Permanent Bridges</b>             | <u>12,559,375,000</u> | <u>12,559,375,000</u> |
| <b>Widening of Permanent Bridges</b>             | <u>12,559,375,000</u> | <u>12,559,375,000</u> |
| <b>National Capital Region (NCR)</b>             | <u>7,623,707,000</u>  | <u>7,623,707,000</u>  |
| Central Office                                   | 7,623,707,000         | 7,623,707,000         |
| <b>Region I - Ilocos</b>                         | <u>376,945,000</u>    | <u>376,945,000</u>    |
| Ilocos Norte 1st District<br>Engineering Office  | 81,000,000            | 81,000,000            |
| Ilocos Sur 2nd District<br>Engineering Office    | 53,800,000            | 53,800,000            |
| Pangasinan 1st District<br>Engineering Office    | 79,000,000            | 79,000,000            |
| Pangasinan 2nd District<br>Engineering Office    | 103,145,000           | 103,145,000           |
| Pangasinan 4th District<br>Engineering Office    | 60,000,000            | 60,000,000            |
| <b>Region II - Cagayan Valley</b>                | <u>276,600,000</u>    | <u>276,600,000</u>    |
| Cagayan 1st District<br>Engineering Office       | 28,000,000            | 28,000,000            |
| Cagayan 2nd District<br>Engineering Office       | 64,000,000            | 64,000,000            |
| Cagayan 3rd District<br>Engineering Office       | 22,600,000            | 22,600,000            |
| Nueva Vizcaya 2nd District<br>Engineering Office | 88,000,000            | 88,000,000            |
| Nueva Vizcaya District<br>Engineering Office     | 24,000,000            | 24,000,000            |
| Quirino District<br>Engineering Office           | 50,000,000            | 50,000,000            |

|   |                    |                    |
|---|--------------------|--------------------|
| <b>Region III - Central Luzon</b>               | <b>105,500,000</b> | <b>105,500,000</b> |
| Bataan 2nd District<br>Engineering Office       | 10,000,000         | 10,000,000         |
| Nueva Ecija 1st District<br>Engineering Office  | 80,500,000         | 80,500,000         |
| Pampanga 3rd District<br>Engineering Office     | 15,000,000         | 15,000,000         |
| <b>Region IVA - CALABARZON</b>                  | <b>265,350,000</b> | <b>265,350,000</b> |
| Batangas 2nd District<br>Engineering Office     | 44,000,000         | 44,000,000         |
| Cavite District<br>Engineering Office           | 8,000,000          | 8,000,000          |
| Cavite Third District<br>Engineering Office     | 25,600,000         | 25,600,000         |
| Laguna 3rd District<br>Engineering Office       | 37,000,000         | 37,000,000         |
| Quezon 2nd District<br>Engineering Office       | 72,250,000         | 72,250,000         |
| Quezon 3rd District<br>Engineering Office       | 15,000,000         | 15,000,000         |
| Rizal 1st District<br>Engineering Office        | 10,000,000         | 10,000,000         |
| Rizal 2nd District<br>Engineering Office        | 53,500,000         | 53,500,000         |
| <b>Region IVB - MIMAROPA</b>                    | <b>359,254,000</b> | <b>359,254,000</b> |
| Marinduque District<br>Engineering Office       | 16,300,000         | 16,300,000         |
| Mindoro Oriental District<br>Engineering Office | 83,000,000         | 83,000,000         |
| Palawan 1st District<br>Engineering Office      | 78,000,000         | 78,000,000         |
| Palawan 2nd District<br>Engineering Office      | 91,254,000         | 91,254,000         |
| Palawan 3rd District<br>Engineering Office      | 56,300,000         | 56,300,000         |
| Southern Mindoro District<br>Engineering Office | 34,400,000         | 34,400,000         |

|  |                      |                      |
|--|----------------------|----------------------|
| <b>Region V - Bicol</b>                              | <b>469,000,000</b>   | <b>469,000,000</b>   |
| Camarines Sur 1st District<br>Engineering Office     | 54,000,000           | 54,000,000           |
| Camarines Sur 2nd District<br>Engineering Office     | 30,000,000           | 30,000,000           |
| Masbate 3rd District<br>Engineering Office           | 241,000,000          | 241,000,000          |
| Sorsogon District<br>Engineering Office              | 144,000,000          | 144,000,000          |
| <b>Region VI - Western Visayas</b>                   | <b>205,200,000</b>   | <b>205,200,000</b>   |
| Bacolod City District<br>Engineering Office          | 26,400,000           | 26,400,000           |
| Capiz 1st District<br>Engineering Office             | 18,900,000           | 18,900,000           |
| Capiz 2nd District<br>Engineering Office             | 60,100,000           | 60,100,000           |
| Iloilo 4th District<br>Engineering Office            | 32,200,000           | 32,200,000           |
| Negros Occidental 1st<br>District Engineering Office | 27,600,000           | 27,600,000           |
| Negros Occidental 2nd<br>District Engineering Office | 40,000,000           | 40,000,000           |
| <b>Region VII - Central Visayas</b>                  | <b>81,800,000</b>    | <b>81,800,000</b>    |
| Negros Oriental 1st District<br>Engineering Office   | 81,800,000           | 81,800,000           |
| <b>Region VIII - Eastern Visayas</b>                 | <b>1,038,350,000</b> | <b>1,038,350,000</b> |
| Biliran District<br>Engineering Office               | 105,000,000          | 105,000,000          |
| Leyte 1st District<br>Engineering Office             | 45,300,000           | 45,300,000           |
| Leyte 4th District<br>Engineering Office             | 66,000,000           | 66,000,000           |
| Leyte 5th District<br>Engineering Office             | 175,000,000          | 175,000,000          |
| Northern Samar 1st District<br>Engineering Office    | 61,050,000           | 61,050,000           |
| Northern Samar 2nd District<br>Engineering Office    | 197,000,000          | 197,000,000          |

|  |                    |                    |
|--|--------------------|--------------------|
| Samar 1st District<br>Engineering Office               | 98,000,000         | 98,000,000         |
| Samar 2nd District<br>Engineering Office               | 165,000,000        | 165,000,000        |
| Southern Leyte District<br>Engineering Office          | 126,000,000        | 126,000,000        |
| <b>Region IX - Zamboanga Peninsula</b>                 | <b>331,300,000</b> | <b>331,300,000</b> |
| Isabela City<br>District Engineering Office            | 54,000,000         | 54,000,000         |
| Zamboanga del Norte 1st<br>District Engineering Office | 48,000,000         | 48,000,000         |
| Zamboanga del Norte 2nd<br>District Engineering Office | 42,000,000         | 42,000,000         |
| Zamboanga del Sur 2nd<br>District Engineering Office   | 40,000,000         | 40,000,000         |
| Zamboanga Sibugay 2nd<br>District Engineering Office   | 147,300,000        | 147,300,000        |
| <b>Region X - Northern Mindanao</b>                    | <b>761,849,000</b> | <b>761,849,000</b> |
| Bukidnon 3rd District<br>Engineering Office            | 47,400,000         | 47,400,000         |
| Cagayan de Oro City 1st District<br>Engineering Office | 60,000,000         | 60,000,000         |
| Camiguin District<br>Engineering Office                | 16,000,000         | 16,000,000         |
| Lanao del Norte 2nd District<br>Engineering Office     | 49,000,000         | 49,000,000         |
| Misamis Occidental 2nd<br>District Engineering Office  | 282,146,000        | 282,146,000        |
| Misamis Oriental 1st<br>District Engineering Office    | 307,303,000        | 307,303,000        |
| <b>Region XI - Davao</b>                               | <b>130,000,000</b> | <b>130,000,000</b> |
| Davao del Norte District<br>Engineering Office         | 80,000,000         | 80,000,000         |
| Davao Oriental 2nd District<br>Engineering Office      | 50,000,000         | 50,000,000         |
| <b>Region XII - SOCCSKSARGEN</b>                       | <b>282,800,000</b> | <b>282,800,000</b> |
| Cotabato 2nd District<br>Engineering Office            | 184,900,000        | 184,900,000        |

|  |                      |                      |
|--|----------------------|----------------------|
| Cotabato 3rd District<br>Engineering Office        | 81,000,000           | 81,000,000           |
| Sultan Kudarat 1st District<br>Engineering Office  | 16,900,000           | 16,900,000           |
| <b>Region XIII - Caraga</b>                        | <b>251,720,000</b>   | <b>251,720,000</b>   |
| Butuan City<br>District Engineering Office         | 35,200,000           | 35,200,000           |
| Surigao del Sur 1st<br>Engineering Office          | 216,520,000          | 216,520,000          |
| <b>Construction of New Bridges</b>                 | <b>2,591,127,000</b> | <b>2,591,127,000</b> |
| <b>Construction of New Permanent Bridges</b>       | <b>1,801,353,000</b> | <b>1,801,353,000</b> |
| <b>National Capital Region (NCR)</b>               | <b>1,439,075,000</b> | <b>1,439,075,000</b> |
| Central Office                                     | 1,439,075,000        | 1,439,075,000        |
| <b>Region I - Ilocos</b>                           | <b>95,040,000</b>    | <b>95,040,000</b>    |
| Ilocos Sur 2nd District<br>Engineering Office      | 71,040,000           | 71,040,000           |
| Pangasinan 4th District<br>Engineering Office      | 24,000,000           | 24,000,000           |
| <b>Region II - Cagayan Valley</b>                  | <b>70,200,000</b>    | <b>70,200,000</b>    |
| Batanes District<br>Engineering Office             | 20,200,000           | 20,200,000           |
| Quirino District<br>Engineering Office             | 50,000,000           | 50,000,000           |
| <b>Region IVB - MIMAROPA</b>                       | <b>75,000,000</b>    | <b>75,000,000</b>    |
| Romblon District<br>Engineering Office             | 75,000,000           | 75,000,000           |
| <b>Region V - Bicol</b>                            | <b>22,000,000</b>    | <b>22,000,000</b>    |
| Catanduanes District<br>Engineering Office         | 22,000,000           | 22,000,000           |
| <b>Region VII - Central Visayas</b>                | <b>41,000,000</b>    | <b>41,000,000</b>    |
| Negros Oriental 1st District<br>Engineering Office | 41,000,000           | 41,000,000           |
| <b>Region VIII - Eastern Visayas</b>               | <b>31,248,000</b>    | <b>31,248,000</b>    |
| Leyte 3rd District<br>Engineering Office           | 31,248,000           | 31,248,000           |

|   |                    |                    |
|---|--------------------|--------------------|
| Region IX - Zamboanga Peninsula   | <u>27,790,000</u>  | <u>27,790,000</u>  |
| Zamboanga del Norte 2nd District<br>Engineering Office  | 27,790,000         | 27,790,000         |
| Project(s)  |                    |                    |
| Foreign-Assisted Project(s)   | <u>789,774,000</u> | <u>789,774,000</u> |
| Two China Aid Bridges Project: Estrella-Pantaleon<br>Bridge and Binondo-Intramuros Bridge   | <u>50,000,000</u>  | <u>50,000,000</u>  |
| GOP Counterpart   | <u>50,000,000</u>  | <u>50,000,000</u>  |
| National Capital Region (NCR)   | <u>50,000,000</u>  | <u>50,000,000</u>  |
| Central Office  | 50,000,000         | 50,000,000         |
| Priority Bridges crossing Pasig-Marikina River<br>and Manggahan Floodway Bridges Construction<br>Project, under China Government Financing Facility | <u>208,000,000</u> | <u>208,000,000</u> |
| Loan Proceeds   | <u>108,000,000</u> | <u>108,000,000</u> |
| National Capital Region (NCR)   | <u>108,000,000</u> | <u>108,000,000</u> |
| Central Office  | 108,000,000        | 108,000,000        |
| GOP Counterpart   | <u>100,000,000</u> | <u>100,000,000</u> |
| National Capital Region (NCR)   | <u>100,000,000</u> | <u>100,000,000</u> |
| Central Office  | 100,000,000        | 100,000,000        |
| Samal Island Davao City Connector (SIDC) Project  | <u>100,000,000</u> | <u>100,000,000</u> |
| GOP Counterpart   | <u>100,000,000</u> | <u>100,000,000</u> |
| National Capital Region (NCR)   | <u>100,000,000</u> | <u>100,000,000</u> |
| Central Office  | 100,000,000        | 100,000,000        |
| Panguil Bay Bridge Construction Project,<br>Misamis Occidental and Lanao del Norte<br>Provinces, Region X, Cooperation Fund,<br>KEDCF, L/A No. 18   | <u>200,000,000</u> | <u>200,000,000</u> |
| Loan Proceeds   | <u>100,000,000</u> | <u>100,000,000</u> |
| National Capital Region (NCR)   | <u>100,000,000</u> | <u>100,000,000</u> |
| Central Office  | 100,000,000        | 100,000,000        |
| GOP Counterpart   | <u>100,000,000</u> | <u>100,000,000</u> |
| National Capital Region (NCR)   | <u>100,000,000</u> | <u>100,000,000</u> |
| Central Office  | 100,000,000        | 100,000,000        |



|   |                 |                 |
|---|-----------------|-----------------|
| China Aid Localized Project for Davao River Bridge (Bucana Bridge)  | 11,774,000      | 11,774,000      |
| GOP Counterpart   | 11,774,000      | 11,774,000      |
| National Capital Region (NCR)   | 11,774,000      | 11,774,000      |
| Central Office  | 11,774,000      | 11,774,000      |
| Iconic Bridges Project for Sustainable Socio-Economic Development of the Republic of the Philippines, Phase I | 10,000,000      | 10,000,000      |
| GOP Counterpart   | 10,000,000      | 10,000,000      |
| National Capital Region (NCR)   | 10,000,000      | 10,000,000      |
| Central Office  | 10,000,000      | 10,000,000      |
| Steel Flyover Construction for Traffic Decongestion in Urban Areas, Phase I                                   | 10,000,000      | 10,000,000      |
| GOP Counterpart   | 10,000,000      | 10,000,000      |
| National Capital Region (NCR)   | 10,000,000      | 10,000,000      |
| Central Office  | 10,000,000      | 10,000,000      |
| Metro Manila Bridges Project (MMPB)   | 200,000,000     | 200,000,000     |
| Loan Proceeds   | 100,000,000     | 100,000,000     |
| National Capital Region (NCR)   | 100,000,000     | 100,000,000     |
| Central Office  | 100,000,000     | 100,000,000     |
| GOP Counterpart   | 100,000,000     | 100,000,000     |
| National Capital Region (NCR)   | 100,000,000     | 100,000,000     |
| Central Office  | 100,000,000     | 100,000,000     |
| Protect Lives and Properties Against Major Floods   | 128,966,729,000 | 128,966,729,000 |
| <b>FLOOD MANAGEMENT PROGRAM</b>   | 128,966,729,000 | 128,966,729,000 |
| Construction/ Maintenance of Flood Mitigation Structures and Drainage Systems                                 | 84,044,714,000  | 84,044,714,000  |
| Construction/ Maintenance of Flood Mitigation Structures and Drainage Systems                                 | 83,944,714,000  | 83,944,714,000  |
| National Capital Region (NCR)   | 60,312,023,000  | 60,312,023,000  |
| Central Office  | 56,108,111,000  | 56,108,111,000  |
| Las Piñas-Muntinlupa District Engineering Office  | 70,000,000      | 70,000,000      |

|   |                      |                      |
|---|----------------------|----------------------|
| Malabon-Navotas District<br>Engineering Office    | 760,000,000          | 760,000,000          |
| Metro Manila 1st District<br>Engineering Office   | 536,000,000          | 536,000,000          |
| Metro Manila 2nd District<br>Engineering Office   | 425,815,000          | 425,815,000          |
| Metro Manila 3rd District<br>Engineering Office   | 787,000,000          | 787,000,000          |
| North Manila District<br>Engineering Office       | 919,145,000          | 919,145,000          |
| Quezon City 1st District<br>Engineering Office    | 324,952,000          | 324,952,000          |
| Quezon City 2nd District<br>Engineering Office    | 331,000,000          | 331,000,000          |
| South Manila District<br>Engineering Office       | 50,000,000           | 50,000,000           |
| <b>Region I - Ilocos</b>                          | <b>1,291,846,000</b> | <b>1,291,846,000</b> |
| Ilocos Norte 1st District<br>Engineering Office   | 250,000,000          | 250,000,000          |
| Ilocos Sur 2nd District<br>Engineering Office     | 380,000,000          | 380,000,000          |
| La Union 1st District<br>Engineering Office       | 30,000,000           | 30,000,000           |
| Pangasinan 2nd District<br>Engineering Office     | 150,000,000          | 150,000,000          |
| Pangasinan 3rd District<br>Engineering Office     | 461,846,000          | 461,846,000          |
| Pangasinan 4th District<br>Engineering Office     | 20,000,000           | 20,000,000           |
| <b>Cordillera Administrative Region (CAR)</b>     | <b>429,184,000</b>   | <b>429,184,000</b>   |
| Apayao 1st District Engineering Office            | 40,000,000           | 40,000,000           |
| Apayao 2nd District Engineering Office            | 50,000,000           | 50,000,000           |
| Benguet 1st District Engineering Office           | 62,000,000           | 62,000,000           |
| Benguet 2nd District Engineering Office           | 50,000,000           | 50,000,000           |
| Ifugao 2nd District Engineering Office            | 78,184,000           | 78,184,000           |
| Mountain Province 2nd District Engineering Office | 45,000,000           | 45,000,000           |
| Upper Kalinga District Engineering Office         | 104,000,000          | 104,000,000          |

|   |                      |                      |
|---|----------------------|----------------------|
| <b>Region II - Cagayan Valley</b>           | <b>362,000,000</b>   | <b>362,000,000</b>   |
| Batanes District Engineering Office         | 7,000,000            | 7,000,000            |
| Cagayan 2nd District Engineering Office     | 135,000,000          | 135,000,000          |
| Isabela 1st District Engineering Office     | 120,000,000          | 120,000,000          |
| Isabela 4th District Engineering Office     | 100,000,000          | 100,000,000          |
| <b>Region III - Central Luzon</b>           | <b>3,502,621,000</b> | <b>3,502,621,000</b> |
| Aurora District Engineering Office          | 200,000,000          | 200,000,000          |
| Bataan 1st District Engineering Office      | 422,945,000          | 422,945,000          |
| Bataan 2nd District Engineering Office      | 355,000,000          | 355,000,000          |
| Bulacan 1st District Engineering Office     | 349,092,000          | 349,092,000          |
| Bulacan 2nd District Engineering Office     | 362,607,000          | 362,607,000          |
| Nueva Ecija 1st District Engineering Office | 616,245,000          | 616,245,000          |
| Nueva Ecija 2nd District Engineering Office | 50,000,000           | 50,000,000           |
| Pampanga 1st District Engineering Office    | 85,180,000           | 85,180,000           |
| Pampanga 2nd District Engineering Office    | 299,100,000          | 299,100,000          |
| Pampanga 3rd District Engineering Office    | 175,000,000          | 175,000,000          |
| Tarlac 2nd District Engineering Office      | 229,000,000          | 229,000,000          |
| Tarlac District Engineering Office          | 218,452,000          | 218,452,000          |
| Zambales 1st District Engineering Office    | 100,000,000          | 100,000,000          |
| Zambales 2nd District Engineering Office    | 40,000,000           | 40,000,000           |
| <b>Region IVA - CALABARZON</b>              | <b>3,423,173,000</b> | <b>3,423,173,000</b> |
| Batangas 1st District Engineering Office    | 50,000,000           | 50,000,000           |

|   |                      |                      |
|---|----------------------|----------------------|
| Batangas 2nd District<br>Engineering Office       | 55,000,000           | 55,000,000           |
| Batangas 3rd District<br>Engineering Office       | 79,747,000           | 79,747,000           |
| Batangas 4th District<br>Engineering Office       | 65,000,000           | 65,000,000           |
| Cavite 2nd District<br>Engineering Office         | 33,506,000           | 33,506,000           |
| Cavite District<br>Engineering Office             | 500,000,000          | 500,000,000          |
| Cavite Third District<br>Engineering Office       | 50,000,000           | 50,000,000           |
| Laguna 2nd District<br>Engineering Office         | 525,164,000          | 525,164,000          |
| Laguna 3rd District<br>Engineering Office         | 175,907,000          | 175,907,000          |
| Quezon 2nd District<br>Engineering Office         | 516,400,000          | 516,400,000          |
| Quezon 3rd District<br>Engineering Office         | 148,149,000          | 148,149,000          |
| Quezon 4th District<br>Engineering Office         | 295,800,000          | 295,800,000          |
| Rizal 1st District<br>Engineering Office          | 828,500,000          | 828,500,000          |
| Rizal 2nd District<br>Engineering Office          | 100,000,000          | 100,000,000          |
| Region IVB - MIMAROPA                             | <u>574,544,000</u>   | <u>574,544,000</u>   |
| Mindoro Occidental District<br>Engineering Office | 90,000,000           | 90,000,000           |
| Mindoro Oriental District<br>Engineering Office   | 14,234,000           | 14,234,000           |
| Palawan 2nd District<br>Engineering Office        | 347,519,000          | 347,519,000          |
| Romblon District Engineering Office               | 108,500,000          | 108,500,000          |
| Southern Mindoro District<br>Engineering Office   | 14,291,000           | 14,291,000           |
| Region V - Bicol                                  | <u>3,629,277,000</u> | <u>3,629,277,000</u> |
| Albay 1st District<br>Engineering Office          | 60,000,000           | 60,000,000           |

|  |                      |                      |
|--|----------------------|----------------------|
| Albay 2nd District<br>Engineering Office             | 643,959,000          | 643,959,000          |
| Albay 3rd District<br>Engineering Office             | 94,270,000           | 94,270,000           |
| Camarines Norte District<br>Engineering Office       | 175,488,000          | 175,488,000          |
| Camarines Sur 2nd District<br>Engineering Office     | 1,200,000,000        | 1,200,000,000        |
| Camarines Sur 3rd District<br>Engineering Office     | 140,000,000          | 140,000,000          |
| Camarines Sur 5th District<br>Engineering Office     | 230,000,000          | 230,000,000          |
| Catanduanes District<br>Engineering Office           | 203,499,000          | 203,499,000          |
| Masbate 1st District<br>Engineering Office           | 45,000,000           | 45,000,000           |
| Masbate 2nd District<br>Engineering Office           | 311,878,000          | 311,878,000          |
| Masbate 3rd District<br>Engineering Office           | 107,988,000          | 107,988,000          |
| Sorsogon 2nd District<br>Engineering Office          | 250,000,000          | 250,000,000          |
| Sorsogon District<br>Engineering Office              | 167,195,000          | 167,195,000          |
| <b>Region VI - Western Visayas</b>                   | <b>1,557,957,000</b> | <b>1,557,957,000</b> |
| Aklan District<br>Engineering Office                 | 200,000,000          | 200,000,000          |
| Antique District<br>Engineering Office               | 150,000,000          | 150,000,000          |
| Bacolod City District<br>Engineering Office          | 120,679,000          | 120,679,000          |
| Iloilo 1st District<br>Engineering Office            | 145,000,000          | 145,000,000          |
| Iloilo 2nd District<br>Engineering Office            | 111,761,000          | 111,761,000          |
| Iloilo 3rd District<br>Engineering Office            | 80,517,000           | 80,517,000           |
| Negros Occidental 1st<br>District Engineering Office | 600,000,000          | 600,000,000          |

|  |                      |                      |
|--|----------------------|----------------------|
| Negros Occidental 2nd<br>District Engineering Office | 50,000,000           | 50,000,000           |
| Negros Occidental 4th<br>District Engineering Office | 100,000,000          | 100,000,000          |
| <b>Region VII - Central Visayas</b>                  | <b>2,134,567,000</b> | <b>2,134,567,000</b> |
| Bohol 1st District<br>Engineering Office             | 173,212,000          | 173,212,000          |
| Bohol 3rd District<br>Engineering Office             | 100,000,000          | 100,000,000          |
| Cebu 1st District<br>Engineering Office              | 150,000,000          | 150,000,000          |
| Cebu 2nd District<br>Engineering Office              | 50,000,000           | 50,000,000           |
| Cebu 3rd District<br>Engineering Office              | 243,759,000          | 243,759,000          |
| Cebu 4th District<br>Engineering Office              | 148,325,000          | 148,325,000          |
| Cebu 6th District<br>Engineering Office              | 47,224,000           | 47,224,000           |
| Cebu 7th District<br>Engineering Office              | 640,000,000          | 640,000,000          |
| Cebu City District<br>Engineering Office             | 128,066,000          | 128,066,000          |
| Negros Oriental 1st District<br>Engineering Office   | 268,981,000          | 268,981,000          |
| Siquijor District<br>Engineering Office              | 185,000,000          | 185,000,000          |
| <b>Region VIII - Eastern Visayas</b>                 | <b>3,072,357,000</b> | <b>3,072,357,000</b> |
| Biliran District Engineering Office                  | 518,000,000          | 518,000,000          |
| Eastern Samar District<br>Engineering Office         | 248,265,000          | 248,265,000          |
| Leyte 1st District<br>Engineering Office             | 135,000,000          | 135,000,000          |
| Leyte 2nd District<br>Engineering Office             | 149,578,000          | 149,578,000          |
| Leyte 3rd District<br>Engineering Office             | 150,000,000          | 150,000,000          |
| Leyte 4th District<br>Engineering Office             | 270,000,000          | 270,000,000          |

|  |                      |                      |
|--|----------------------|----------------------|
| Leyte 5th District<br>Engineering Office               | 100,000,000          | 100,000,000          |
| Northern Samar 1st District<br>Engineering Office      | 280,000,000          | 280,000,000          |
| Northern Samar 2nd District<br>Engineering Office      | 50,000,000           | 50,000,000           |
| Samar 1st District<br>Engineering Office               | 200,000,000          | 200,000,000          |
| Samar 2nd District<br>Engineering Office               | 306,000,000          | 306,000,000          |
| Southern Leyte District<br>Engineering Office          | 565,514,000          | 565,514,000          |
| Tacloban City District<br>Engineering Office           | 100,000,000          | 100,000,000          |
| Region IX - Zamboanga Peninsula                        | <u>237,020,000</u>   | <u>237,020,000</u>   |
| Zamboanga City<br>District Engineering Office          | 155,779,000          | 155,779,000          |
| Zamboanga del Norte 1st<br>District Engineering Office | 81,241,000           | 81,241,000           |
| Region X - Northern Mindanao                           | <u>1,911,645,000</u> | <u>1,911,645,000</u> |
| Bukidnon 1st District<br>Engineering Office            | 150,000,000          | 150,000,000          |
| Bukidnon 2nd District<br>Engineering Office            | 144,000,000          | 144,000,000          |
| Bukidnon 3rd District<br>Engineering Office            | 200,000,000          | 200,000,000          |
| Camiguin District<br>Engineering Office                | 386,186,000          | 386,186,000          |
| Lanao del Norte 2nd District<br>Engineering Office     | 667,674,000          | 667,674,000          |
| Misamis Occidental<br>District Engineering Office      | 132,254,000          | 132,254,000          |
| Misamis Occidental 2nd<br>District Engineering Office  | 131,531,000          | 131,531,000          |
| Misamis Oriental 2nd<br>District Engineering Office    | 100,000,000          | 100,000,000          |
| Region XI - Davao                                      | <u>808,000,000</u>   | <u>808,000,000</u>   |
| Davao de Oro District<br>Engineering Office            | 90,000,000           | 90,000,000           |

|  |                    |                    |
|--|--------------------|--------------------|
| Davao City District<br>Engineering Office  | 278,000,000        | 278,000,000        |
| Davao Oriental 1st District<br>Engineering Office  | 200,000,000        | 200,000,000        |
| Davao Oriental 2nd District<br>Engineering Office  | 240,000,000        | 240,000,000        |
| <b>Region XII - SOCCSKSARGEN</b>   | <b>249,000,000</b> | <b>249,000,000</b> |
| Cotabato 2nd District<br>Engineering Office  | 50,000,000         | 50,000,000         |
| Sarangani District<br>Engineering Office   | 129,000,000        | 129,000,000        |
| South Cotabato 2nd District<br>Engineering Office  | 70,000,000         | 70,000,000         |
| <b>Region XIII - Caraga</b>  | <b>449,500,000</b> | <b>449,500,000</b> |
| Agusan del Norte<br>District Engineering Office  | 92,842,000         | 92,842,000         |
| Agusan del Sur 1st<br>District Engineering Office  | 320,000,000        | 320,000,000        |
| Dinagat Islands<br>District Engineering Office   | 36,658,000         | 36,658,000         |
| <b>Project(s)</b>  |                    |                    |
| <b>Foreign-Assisted Projects(s)</b>  | <b>100,000,000</b> | <b>100,000,000</b> |
| Metro Manila Flood Management Project,<br>Phase I (MMFMPI)   | 100,000,000        | 100,000,000        |
| Loan Proceeds  | 50,000,000         | 50,000,000         |
| National Capital Region (NCR)  | 50,000,000         | 50,000,000         |
| Central Office   | 50,000,000         | 50,000,000         |
| GOP Counterpart  | 50,000,000         | 50,000,000         |
| National Capital Region (NCR)  | 50,000,000         | 50,000,000         |
| Central Office   | 50,000,000         | 50,000,000         |
| Construction/ Rehabilitation of Flood<br>Mitigation Facilities within Major River Basins<br>and Principal Rivers | 44,922,015,000     | 44,922,015,000     |
| Construction/ Rehabilitation of Flood<br>Mitigation Facilities within Major River Basins<br>and Principal Rivers | 43,525,585,000     | 43,525,585,000     |



|   |                       |                       |
|---|-----------------------|-----------------------|
| <b>National Capital Region (NCR)</b>                | <b>29,344,019,000</b> | <b>29,344,019,000</b> |
| Central Office                                      | 28,112,718,000        | 28,112,718,000        |
| Las Piñas-Muntinlupa District<br>Engineering Office | 535,301,000           | 535,301,000           |
| Metro Manila 1st District<br>Engineering Office     | 50,000,000            | 50,000,000            |
| Metro Manila 2nd District<br>Engineering Office     | 480,000,000           | 480,000,000           |
| Quezon City 1st District<br>Engineering Office      | 143,000,000           | 143,000,000           |
| Quezon City 2nd District<br>Engineering Office      | 23,000,000            | 23,000,000            |
| <b>Region I - Ilocos</b>                            | <b>3,229,661,000</b>  | <b>3,229,661,000</b>  |
| Ilocos Norte 1st District<br>Engineering Office     | 82,000,000            | 82,000,000            |
| Ilocos Norte 2nd District<br>Engineering Office     | 1,136,000,000         | 1,136,000,000         |
| Ilocos Sur 1st District<br>Engineering Office       | 142,163,000           | 142,163,000           |
| Ilocos Sur 2nd District<br>Engineering Office       | 90,000,000            | 90,000,000            |
| La Union 1st District<br>Engineering Office         | 325,476,000           | 325,476,000           |
| La Union 2nd District<br>Engineering Office         | 234,022,000           | 234,022,000           |
| Pangasinan 1st District<br>Engineering Office       | 100,000,000           | 100,000,000           |
| Pangasinan 2nd District<br>Engineering Office       | 280,000,000           | 280,000,000           |
| Pangasinan 3rd District<br>Engineering Office       | 690,000,000           | 690,000,000           |
| Pangasinan 4th District<br>Engineering Office       | 150,000,000           | 150,000,000           |
| <b>Cordillera Administrative Region (CAR)</b>       | <b>1,126,620,000</b>  | <b>1,126,620,000</b>  |
| Abra District Engineering Office                    | 280,794,000           | 280,794,000           |
| Apayao 1st District Engineering Office              | 24,360,000            | 24,360,000            |
| Apayao 2nd District Engineering Office              | 50,000,000            | 50,000,000            |
| Baguio City District Engineering Office             | 168,000,000           | 168,000,000           |

|   |                             |                             |
|---|-----------------------------|-----------------------------|
| Benguet 1st District Engineering Office             | 188,000,000                 | 188,000,000                 |
| Benguet 2nd District Engineering Office             | 50,000,000                  | 50,000,000                  |
| Ifugao 1st District Engineering Office              | 93,160,000                  | 93,160,000                  |
| Ifugao 2nd District Engineering Office              | 50,000,000                  | 50,000,000                  |
| Lower Kalinga District Engineering Office           | 91,306,000                  | 91,306,000                  |
| Mountain Province First District Engineering Office | 81,000,000                  | 81,000,000                  |
| Upper Kalinga District Engineering Office           | 50,000,000                  | 50,000,000                  |
| <b>Region II - Cagayan Valley</b>                   | <b><u>2,238,145,000</u></b> | <b><u>2,238,145,000</u></b> |
| Cagayan 1st District Engineering Office             | 415,000,000                 | 415,000,000                 |
| Cagayan 2nd District Engineering Office             | 394,649,000                 | 394,649,000                 |
| Cagayan 3rd District Engineering Office             | 33,640,000                  | 33,640,000                  |
| Isabela 1st District Engineering Office             | 560,222,000                 | 560,222,000                 |
| Isabela 2nd District Engineering Office             | 90,000,000                  | 90,000,000                  |
| Isabela 3rd District Engineering Office             | 242,974,000                 | 242,974,000                 |
| Isabela 4th District Engineering Office             | 20,000,000                  | 20,000,000                  |
| Nueva Vizcaya District Engineering Office           | 381,660,000                 | 381,660,000                 |
| Quirino District Engineering Office                 | 100,000,000                 | 100,000,000                 |
| <b>Region III - Central Luzon</b>                   | <b><u>1,085,170,000</u></b> | <b><u>1,085,170,000</u></b> |
| Bataan 2nd District Engineering Office              | 50,000,000                  | 50,000,000                  |
| Bulacan 1st District Engineering Office             | 180,000,000                 | 180,000,000                 |
| Bulacan 2nd District Engineering Office             | 48,500,000                  | 48,500,000                  |
| Nueva Ecija 1st District Engineering Office         | 120,000,000                 | 120,000,000                 |
| Nueva Ecija 2nd District Engineering Office         | 130,000,000                 | 130,000,000                 |

|   |                      |                      |
|---|----------------------|----------------------|
| Tarlac District<br>Engineering Office             | 456,670,000          | 456,670,000          |
| Tarlac 2nd District<br>Engineering Office         | 100,000,000          | 100,000,000          |
| <b>Region IVA - CALABARZON</b>                    | <b>321,436,000</b>   | <b>321,436,000</b>   |
| Batangas 4th District<br>Engineering Office       | 29,000,000           | 29,000,000           |
| Cavite District<br>Engineering Office             | 142,436,000          | 142,436,000          |
| Laguna 2nd District<br>Engineering Office         | 70,000,000           | 70,000,000           |
| Quezon 4th District<br>Engineering Office         | 30,000,000           | 30,000,000           |
| Rizal 2nd District<br>Engineering Office          | 50,000,000           | 50,000,000           |
| <b>Region IVB - MIMAROPA</b>                      | <b>1,092,000,000</b> | <b>1,092,000,000</b> |
| Marinduque District<br>Engineering Office         | 20,000,000           | 20,000,000           |
| Mindoro Occidental District<br>Engineering Office | 317,000,000          | 317,000,000          |
| Mindoro Oriental District<br>Engineering Office   | 100,000,000          | 100,000,000          |
| Palawan 2nd District<br>Engineering Office        | 30,000,000           | 30,000,000           |
| Romblon District<br>Engineering Office            | 175,000,000          | 175,000,000          |
| Southern Mindoro District<br>Engineering Office   | 450,000,000          | 450,000,000          |
| <b>Region V - Bicol</b>                           | <b>140,000,000</b>   | <b>140,000,000</b>   |
| Albay 2nd District Engineering Office             | 40,000,000           | 40,000,000           |
| Camarines Norte District<br>Engineering Office    | 60,000,000           | 60,000,000           |
| Camarines Sur 5th District<br>Engineering Office  | 40,000,000           | 40,000,000           |
| <b>Region VI - Western Visayas</b>                | <b>1,034,886,000</b> | <b>1,034,886,000</b> |
| Aklan District Engineering Office                 | 290,000,000          | 290,000,000          |
| Antique District<br>Engineering Office            | 135,000,000          | 135,000,000          |

|  |                      |                      |
|--|----------------------|----------------------|
| Capiz 2nd District<br>Engineering Office             | 221,108,000          | 221,108,000          |
| Iloilo 2nd District<br>Engineering Office            | 175,000,000          | 175,000,000          |
| Negros Occidental 1st District<br>Engineering Office | 128,778,000          | 128,778,000          |
| Negros Occidental 3rd District<br>Engineering Office | 35,000,000           | 35,000,000           |
| Negros Occidental 4th District<br>Engineering Office | 50,000,000           | 50,000,000           |
| <b>Region VII - Central Visayas</b>                  | <b>586,633,000</b>   | <b>586,633,000</b>   |
| Bohol 1st District<br>Engineering Office             | 50,000,000           | 50,000,000           |
| Negros Oriental 3rd District<br>Engineering Office   | 536,633,000          | 536,633,000          |
| <b>Region VIII - Eastern Visayas</b>                 | <b>1,180,951,000</b> | <b>1,180,951,000</b> |
| Eastern Samar District<br>Engineering Office         | 220,000,000          | 220,000,000          |
| Leyte 1st District<br>Engineering Office             | 143,000,000          | 143,000,000          |
| Leyte 2nd District<br>Engineering Office             | 350,000,000          | 350,000,000          |
| Leyte 5th District<br>Engineering Office             | 100,000,000          | 100,000,000          |
| Northern Samar 1st District<br>Engineering Office    | 43,125,000           | 43,125,000           |
| Northern Samar 2nd District<br>Engineering Office    | 100,000,000          | 100,000,000          |
| Samar 1st District<br>Engineering Office             | 184,826,000          | 184,826,000          |
| Samar 2nd District<br>Engineering Office             | 40,000,000           | 40,000,000           |
| <b>Region IX - Zamboanga Peninsula</b>               | <b>90,000,000</b>    | <b>90,000,000</b>    |
| Zamboanga City<br>District Engineering Office        | 20,000,000           | 20,000,000           |
| Zamboanga Sibugay 2nd<br>District Engineering Office | 70,000,000           | 70,000,000           |

|  |                      |                      |
|--|----------------------|----------------------|
| Region X - Northern Mindanao   | <u>100,000,000</u>   | <u>100,000,000</u>   |
| Cagayan de Oro City 1st District<br>Engineering Office   | 60,000,000           | 60,000,000           |
| Lanao del Norte 2nd District<br>Engineering Office   | 40,000,000           | 40,000,000           |
| Region XI - Davao  | <u>420,000,000</u>   | <u>420,000,000</u>   |
| Davao de Oro District<br>Engineering Office  | 300,000,000          | 300,000,000          |
| Davao City 2nd District<br>Engineering Office  | 50,000,000           | 50,000,000           |
| Davao Oriental 1st District<br>Engineering Office  | 40,000,000           | 40,000,000           |
| Davao Oriental 2nd District<br>Engineering Office  | 30,000,000           | 30,000,000           |
| Region XII - SOCCSKSARGEN  | <u>1,076,500,000</u> | <u>1,076,500,000</u> |
| Cotabato 1st District<br>Engineering Office  | 150,000,000          | 150,000,000          |
| Cotabato 2nd District<br>Engineering Office  | 249,500,000          | 249,500,000          |
| Cotabato 3rd District<br>Engineering Office  | 200,000,000          | 200,000,000          |
| South Cotabato District<br>Engineering Office  | 50,000,000           | 50,000,000           |
| Sultan Kudarat 1st District<br>Engineering Office  | 427,000,000          | 427,000,000          |
| Region XIII - Caraga   | <u>459,564,000</u>   | <u>459,564,000</u>   |
| Agusan del Sur 1st<br>District Engineering Office  | 275,109,000          | 275,109,000          |
| Agusan del Sur 2nd<br>District Engineering Office  | 64,455,000           | 64,455,000           |
| Surigao del Norte 1st District<br>Engineering Office (formerly Surigao del Norte<br>2nd District Engineering Office) | 20,000,000           | 20,000,000           |
| Surigao del Sur 2nd<br>District Engineering Office   | 100,000,000          | 100,000,000          |
| Project(s)   |                      |                      |
| Foreign-Assisted Projects(s)   | <u>1,396,430,000</u> | <u>1,396,430,000</u> |

|   |                    |                    |
|---|--------------------|--------------------|
| <b>Flood Risk Management Project (FRIMP)<br/>in Cagayan, Tagoloan and Imus Rivers,<br/>JICA, PH - P253</b>  | <b>100,457,000</b> | <b>100,457,000</b> |
| <b>GOP Counterpart</b>  | <b>100,457,000</b> | <b>100,457,000</b> |
| <b>National Capital Region (NCR)</b>  | <b>100,457,000</b> | <b>100,457,000</b> |
| <b>Central Office</b>   | <b>100,457,000</b> | <b>100,457,000</b> |
| <b>Flood Risk Management Project<br/>for Cagayan de Oro River (JICA, PH - P259)</b>   | <b>200,000,000</b> | <b>200,000,000</b> |
| <b>Loan Proceeds</b>  | <b>100,000,000</b> | <b>100,000,000</b> |
| <b>National Capital Region (NCR)</b>  | <b>100,000,000</b> | <b>100,000,000</b> |
| <b>Central Office</b>   | <b>100,000,000</b> | <b>100,000,000</b> |
| <b>GOP Counterpart</b>  | <b>100,000,000</b> | <b>100,000,000</b> |
| <b>National Capital Region (NCR)</b>  | <b>100,000,000</b> | <b>100,000,000</b> |
| <b>Central Office</b>   | <b>100,000,000</b> | <b>100,000,000</b> |
| <b>Cavite Industrial Area Flood<br/>Risk Management Project (CIA-FRMP)</b>  | <b>200,000,000</b> | <b>200,000,000</b> |
| <b>Loan Proceeds</b>  | <b>100,000,000</b> | <b>100,000,000</b> |
| <b>National Capital Region (NCR)</b>  | <b>100,000,000</b> | <b>100,000,000</b> |
| <b>Central Office</b>   | <b>100,000,000</b> | <b>100,000,000</b> |
| <b>GOP Counterpart</b>  | <b>100,000,000</b> | <b>100,000,000</b> |
| <b>National Capital Region (NCR)</b>  | <b>100,000,000</b> | <b>100,000,000</b> |
| <b>Central Office</b>   | <b>100,000,000</b> | <b>100,000,000</b> |
| <b>Infrastructure Preparation and Innovation<br/>Facility (IPIF), Output 2 (Water Projects),<br/>ADB, Technical Assistance Loan, ADB 3589-PHI</b> | <b>150,000,000</b> | <b>150,000,000</b> |
| <b>Loan Proceeds</b>  | <b>100,000,000</b> | <b>100,000,000</b> |
| <b>National Capital Region (NCR)</b>  | <b>100,000,000</b> | <b>100,000,000</b> |
| <b>Central Office</b>   | <b>100,000,000</b> | <b>100,000,000</b> |
| <b>GOP Counterpart</b>  | <b>50,000,000</b>  | <b>50,000,000</b>  |
| <b>National Capital Region (NCR)</b>  | <b>50,000,000</b>  | <b>50,000,000</b>  |
| <b>Central Office</b>   | <b>50,000,000</b>  | <b>50,000,000</b>  |
| <b>Ambal-Simuay River and Rio Grande<br/>de Mindanao River Flood Control Projects</b>   | <b>248,026,000</b> | <b>248,026,000</b> |

|   |             |             |
|---|-------------|-------------|
| Loan Proceeds   | 148,026,000 | 148,026,000 |
| National Capital Region (NCR)   | 148,026,000 | 148,026,000 |
| Central Office  | 148,026,000 | 148,026,000 |
| GOP Counterpart   | 100,000,000 | 100,000,000 |
| National Capital Region (NCR)   | 100,000,000 | 100,000,000 |
| Central Office  | 100,000,000 | 100,000,000 |
| Pasig - Marikina River Channel<br>Improvement Project (PMRCIP), Phase IV,<br>JICA, PH - P271  | 197,947,000 | 197,947,000 |
| Loan Proceeds   | 147,947,000 | 147,947,000 |
| National Capital Region (NCR)   | 147,947,000 | 147,947,000 |
| Central Office  | 147,947,000 | 147,947,000 |
| GOP Counterpart   | 50,000,000  | 50,000,000  |
| National Capital Region (NCR)   | 50,000,000  | 50,000,000  |
| Central Office  | 50,000,000  | 50,000,000  |
| Integrated Disaster Risk Reduction and Climate<br>Change Adaptation Measures in the Low Lying<br>Areas of Pampanga Bay, Pampanga (KEDCF L/A No. PHL-17) | 100,000,000 | 100,000,000 |
| GOP Counterpart   | 100,000,000 | 100,000,000 |
| National Capital Region (NCR)   | 100,000,000 | 100,000,000 |
| Central Office  | 100,000,000 | 100,000,000 |
| Philippines-Korea Project Preparation Facility<br>(PK-PPF), KEDCF PHL-20, Output 2 (Flood Control)  | 150,000,000 | 150,000,000 |
| Loan Proceeds   | 100,000,000 | 100,000,000 |
| National Capital Region (NCR)   | 100,000,000 | 100,000,000 |
| Central Office  | 100,000,000 | 100,000,000 |
| GOP Counterpart   | 50,000,000  | 50,000,000  |
| National Capital Region (NCR)   | 50,000,000  | 50,000,000  |
| Central Office  | 50,000,000  | 50,000,000  |
| Infrastructure Preparation and Innovation Facility (IPIF),<br>Output 2 (Water Projects), ADB, Technical<br>Assistance Loan, ADB 3886-PHI                | 50,000,000  | 50,000,000  |

|   |                       |                       |
|---|-----------------------|-----------------------|
| <b>GOP Counterpart</b>  | <b>50,000,000</b>     | <b>50,000,000</b>     |
| <b>National Capital Region (NCR)</b>  | <b>50,000,000</b>     | <b>50,000,000</b>     |
| Central Office  | 50,000,000            | 50,000,000            |
| <b>LOCAL PROGRAM</b>  | <b>15,433,220,000</b> | <b>15,433,220,000</b> |
| <b>Buildings and Other Structures -<br/>MULTIPURPOSE / FACILITIES - National<br/>Building Program</b> | <b>14,433,220,000</b> | <b>14,433,220,000</b> |
| <b>Project(s)</b>   |                       |                       |
| <b>Locally-Funded Project(s)</b>  | <b>14,433,220,000</b> | <b>14,433,220,000</b> |
| <b>Construction/Rehabilitation of Buildings</b>   | <b>14,433,220,000</b> | <b>14,433,220,000</b> |
| <b>National Capital Region (NCR)</b>  | <b>10,551,465,000</b> | <b>10,551,465,000</b> |
| Central Office  | 9,377,465,000         | 9,377,465,000         |
| Las Piñas-Muntinlupa District<br>Engineering Office   | 81,000,000            | 81,000,000            |
| Malabon-Navotas District<br>Engineering Office  | 110,000,000           | 110,000,000           |
| Metro Manila 1st District<br>Engineering Office   | 539,000,000           | 539,000,000           |
| North Manila District<br>Engineering Office   | 125,000,000           | 125,000,000           |
| Quezon City 1st District<br>Engineering Office  | 97,000,000            | 97,000,000            |
| Quezon City 2nd District<br>Engineering Office  | 140,000,000           | 140,000,000           |
| South Manila District<br>Engineering Office   | 82,000,000            | 82,000,000            |
| <b>Region I - Ilocos</b>  | <b>247,000,000</b>    | <b>247,000,000</b>    |
| Ilocos Norte 1st District<br>Engineering Office   | 7,000,000             | 7,000,000             |
| Ilocos Sur 1st District<br>Engineering Office   | 50,000,000            | 50,000,000            |
| Ilocos Sur 2nd District<br>Engineering Office   | 105,000,000           | 105,000,000           |
| La Union 1st District<br>Engineering Office   | 20,000,000            | 20,000,000            |
| La Union 2nd District<br>Engineering Office   | 15,000,000            | 15,000,000            |



|  |                    |                    |
|--|--------------------|--------------------|
| Pangasinan 3rd District<br>Engineering Office        | 50,000,000         | 50,000,000         |
| <b>Cordillera Administrative Region (CAR)</b>        | <b>107,000,000</b> | <b>107,000,000</b> |
| Abra District Engineering Office                     | 30,000,000         | 30,000,000         |
| Apayao 2nd District Engineering Office               | 15,000,000         | 15,000,000         |
| Baguio City District Engineering Office              | 20,000,000         | 20,000,000         |
| Benguet 2nd District Engineering Office              | 8,000,000          | 8,000,000          |
| Ifugao 2nd District Engineering Office               | 10,000,000         | 10,000,000         |
| Mountain Province 2nd District<br>Engineering Office | 24,000,000         | 24,000,000         |
| <b>Region II - Cagayan Valley</b>                    | <b>117,000,000</b> | <b>117,000,000</b> |
| Batanes District Engineering Office                  | 20,000,000         | 20,000,000         |
| Cagayan 3rd District Engineering Office              | 67,000,000         | 67,000,000         |
| Isabela 2nd District Engineering Office              | 10,000,000         | 10,000,000         |
| Isabela 3rd District Engineering Office              | 20,000,000         | 20,000,000         |
| <b>Region III - Central Luzon</b>                    | <b>501,700,000</b> | <b>501,700,000</b> |
| Aurora District Engineering Office                   | 20,000,000         | 20,000,000         |
| Bataan 1st District Engineering Office               | 20,000,000         | 20,000,000         |
| Bataan 2nd District Engineering Office               | 67,700,000         | 67,700,000         |
| Bulacan 1st District Engineering Office              | 135,000,000        | 135,000,000        |
| Bulacan 2nd District Engineering Office              | 90,000,000         | 90,000,000         |
| Nueva Ecija 2nd District Engineering Office          | 15,000,000         | 15,000,000         |
| Pampanga 1st District Engineering Office             | 65,000,000         | 65,000,000         |
| Pampanga 2nd District Engineering Office             | 35,000,000         | 35,000,000         |
| Tarlac 2nd District Engineering Office               | 40,000,000         | 40,000,000         |
| Tarlac District Engineering Office                   | 14,000,000         | 14,000,000         |
| <b>Region IVA - CALABARZON</b>                       | <b>407,000,000</b> | <b>407,000,000</b> |
| Batangas 2nd District Engineering Office             | 20,000,000         | 20,000,000         |
| Batangas 4th District Engineering Office             | 20,000,000         | 20,000,000         |
| Cavite 2nd District Engineering Office               | 35,000,000         | 35,000,000         |
| Cavite District Engineering Office                   | 70,000,000         | 70,000,000         |

|   |                    |                    |
|---|--------------------|--------------------|
| Laguna 1st District Engineering Office            | 5,000,000          | 5,000,000          |
| Laguna 2nd District Engineering Office            | 20,000,000         | 20,000,000         |
| Laguna 3rd District Engineering Office            | 15,000,000         | 15,000,000         |
| Quezon 1st District Engineering Office            | 10,000,000         | 10,000,000         |
| Quezon 2nd District Engineering Office            | 100,000,000        | 100,000,000        |
| Quezon 3rd District Engineering Office            | 27,000,000         | 27,000,000         |
| Quezon 4th District Engineering Office            | 85,000,000         | 85,000,000         |
| <b>Region IVB- MIMAROPA</b>                       | <b>343,387,000</b> | <b>343,387,000</b> |
| Marinduque District<br>Engineering Office         | 38,000,000         | 38,000,000         |
| Mindoro Occidental District<br>Engineering Office | 148,387,000        | 148,387,000        |
| Mindoro Oriental District<br>Engineering Office   | 19,000,000         | 19,000,000         |
| Palawan 2nd District Engineering Office           | 138,000,000        | 138,000,000        |
| <b>Region V - Bicol</b>                           | <b>751,500,000</b> | <b>751,500,000</b> |
| Albay 2nd District Engineering Office             | 264,000,000        | 264,000,000        |
| Albay 3rd District Engineering Office             | 91,000,000         | 91,000,000         |
| Camarines Norte District<br>Engineering Office    | 50,000,000         | 50,000,000         |
| Camarines Sur 1st District<br>Engineering Office  | 35,000,000         | 35,000,000         |
| Camarines Sur 4th District<br>Engineering Office  | 5,000,000          | 5,000,000          |
| Catanduanes District<br>Engineering Office        | 55,000,000         | 55,000,000         |
| Masbate 1st District Engineering Office           | 12,000,000         | 12,000,000         |
| Masbate 2nd District Engineering Office           | 166,500,000        | 166,500,000        |
| Masbate 3rd District Engineering Office           | 7,000,000          | 7,000,000          |
| Sorsogon 2nd District Engineering Office          | 14,000,000         | 14,000,000         |
| Sorsogon District Engineering Office              | 52,000,000         | 52,000,000         |
| <b>Region VI - Western Visayas</b>                | <b>80,516,000</b>  | <b>80,516,000</b>  |
| Bacolod City District Engineering Office          | 8,000,000          | 8,000,000          |
| Capiz 2nd District Engineering Office             | 14,016,000         | 14,016,000         |

|   |                    |                    |
|---|--------------------|--------------------|
| Iloilo 3rd District Engineering Office              | 7,000,000          | 7,000,000          |
| Iloilo City District Engineering Office             | 50,000,000         | 50,000,000         |
| Negros Occidental 3rd District Engineering Office   | 1,500,000          | 1,500,000          |
| <b>Region VII - Central Visayas</b>                 | <b>164,000,000</b> | <b>164,000,000</b> |
| Bohol 1st District Engineering Office               | 15,000,000         | 15,000,000         |
| Bohol 2nd District Engineering Office               | 17,000,000         | 17,000,000         |
| Bohol 3rd District Engineering Office               | 10,000,000         | 10,000,000         |
| Cebu 2nd District Engineering Office                | 30,000,000         | 30,000,000         |
| Cebu 6th District Engineering Office                | 50,000,000         | 50,000,000         |
| Cebu 7th District Engineering Office                | 30,000,000         | 30,000,000         |
| Cebu City District Engineering Office               | 12,000,000         | 12,000,000         |
| <b>Region VIII - Eastern Visayas</b>                | <b>330,000,000</b> | <b>330,000,000</b> |
| Biliran District Engineering Office                 | 55,000,000         | 55,000,000         |
| Eastern Samar District Engineering Office           | 20,000,000         | 20,000,000         |
| Leyte 1st District Engineering Office               | 57,000,000         | 57,000,000         |
| Leyte 2nd District Engineering Office               | 8,000,000          | 8,000,000          |
| Leyte 4th District Engineering Office               | 25,000,000         | 25,000,000         |
| Leyte 5th District Engineering Office               | 10,000,000         | 10,000,000         |
| Northern Samar 2nd District Engineering Office      | 30,000,000         | 30,000,000         |
| Samar 2nd District Engineering Office               | 50,000,000         | 50,000,000         |
| Southern Leyte District Engineering Office          | 28,000,000         | 28,000,000         |
| Tacloban City District Engineering Office           | 47,000,000         | 47,000,000         |
| <b>Region IX - Zamboanga Peninsula</b>              | <b>200,000,000</b> | <b>200,000,000</b> |
| Zamboanga del Norte 1st District Engineering Office | 8,000,000          | 8,000,000          |

|   |                    |                    |
|---|--------------------|--------------------|
| Zamboanga del Sur 1st District<br>Engineering Office  | 185,000,000        | 185,000,000        |
| Zamboanga Sibugay 2nd District<br>Engineering Office  | 7,000,000          | 7,000,000          |
| <b>Region X - Northern Mindanao</b>                   | <b>74,110,000</b>  | <b>74,110,000</b>  |
| Bukidnon 1st District<br>Engineering Office           | 25,000,000         | 25,000,000         |
| Bukidnon 2nd District<br>Engineering Office           | 7,000,000          | 7,000,000          |
| Lanao del Norte 1st District<br>Engineering Office    | 7,000,000          | 7,000,000          |
| Lanao del Norte 2nd District<br>Engineering Office    | 13,110,000         | 13,110,000         |
| Misamis Occidental 2nd District<br>Engineering Office | 22,000,000         | 22,000,000         |
| <b>Region XI - Davao</b>                              | <b>190,026,000</b> | <b>190,026,000</b> |
| Davao de Oro District<br>Engineering Office           | 70,000,000         | 70,000,000         |
| Davao City 2nd District<br>Engineering Office         | 25,000,000         | 25,000,000         |
| Davao City District<br>Engineering Office             | 55,026,000         | 55,026,000         |
| Davao del Norte District<br>Engineering Office        | 30,000,000         | 30,000,000         |
| Davao Oriental 2nd District<br>Engineering Office     | 10,000,000         | 10,000,000         |
| <b>Region XII - SOCCSKSARGEN</b>                      | <b>195,000,000</b> | <b>195,000,000</b> |
| Cotabato 1st District<br>Engineering Office           | 20,000,000         | 20,000,000         |
| Cotabato 2nd District<br>Engineering Office           | 30,000,000         | 30,000,000         |
| South Cotabato 2nd District<br>Engineering Office     | 70,000,000         | 70,000,000         |
| South Cotabato District<br>Engineering Office         | 50,000,000         | 50,000,000         |
| Sultan Kudarat 2nd District<br>Engineering Office     | 25,000,000         | 25,000,000         |

|   |                        |                        |
|---|------------------------|------------------------|
| Region XIII - Caraga  | 173,516,000            | 173,516,000            |
| Agusan del Sur 1st District<br>Engineering Office   | 40,194,000             | 40,194,000             |
| Butuan City District<br>Engineering Office  | 40,000,000             | 40,000,000             |
| Surigao del Norte 1st District<br>Engineering Office (formerly Surigao del Norte<br>2nd District Engineering Office)              | 57,000,000             | 57,000,000             |
| Surigao del Norte 2nd District<br>Engineering Office  | 7,000,000              | 7,000,000              |
| Surigao del Sur 1st District<br>Engineering Office  | 10,000,000             | 10,000,000             |
| Surigao del Sur 2nd District<br>Engineering Office  | 19,322,000             | 19,322,000             |
| National roads and bridges -<br>National Roads - Public-Private Partnership<br>Strategic Support Fund (including ROW and Subsidy) | 1,000,000,000          | 1,000,000,000          |
| Project(s)  |                        |                        |
| Locally-Funded Project(s)   | 1,000,000,000          | 1,000,000,000          |
| Public-Private Partnership Strategic<br>Support Fund (including ROW and Subsidy, and Variations)                                  | 1,000,000,000          | 1,000,000,000          |
| National Capital Region (NCR)   | 1,000,000,000          | 1,000,000,000          |
| Central Office  | 1,000,000,000          | 1,000,000,000          |
| <b>CONVERGENCE AND SPECIAL SUPPORT PROGRAM</b>  | <b>352,797,191,000</b> | <b>352,797,191,000</b> |
| Rehabilitation of Disaster-Related<br>Infrastructure and Other Facilities   | 1,000,000,000          | 1,000,000,000          |
| National Capital Region (NCR)   | 1,000,000,000          | 1,000,000,000          |
| Central Office  | 1,000,000,000          | 1,000,000,000          |
| Pasig River Ferry Convergence Program   | 350,000,000            | 350,000,000            |
| National Capital Region (NCR)   | 350,000,000            | 350,000,000            |
| Central Office  | 350,000,000            | 350,000,000            |
| Construction/ Improvement of<br>Access Roads leading to Airports  | 1,516,937,000          | 1,516,937,000          |
| Construction/ Improvement of<br>Access Roads leading to Airports  | 1,516,937,000          | 1,516,937,000          |
| National Capital Region (NCR)   | 1,350,653,000          | 1,350,653,000          |
| Central Office  | 1,350,653,000          | 1,350,653,000          |

|   |                      |                      |
|---|----------------------|----------------------|
| Region II - Cagayan Valley                                    | <u>7,500,000</u>     | <u>7,500,000</u>     |
| Cagayan 1st District Engineering Office                       | 7,500,000            | 7,500,000            |
| Region IVB - MIMAROPA   | <u>73,524,000</u>    | <u>73,524,000</u>    |
| Palawan 1st District Engineering Office                       | 49,260,000           | 49,260,000           |
| Southern Mindoro District Engineering Office                  | 24,264,000           | 24,264,000           |
| Region VII - Central Visayas                                  | <u>10,000,000</u>    | <u>10,000,000</u>    |
| Bohol 1st District Engineering Office                         | 10,000,000           | 10,000,000           |
| Region VIII - Eastern Visayas                                 | <u>25,260,000</u>    | <u>25,260,000</u>    |
| Tacloban City District Engineering Office                     | 25,260,000           | 25,260,000           |
| Region X - Northern Mindanao                                  | <u>50,000,000</u>    | <u>50,000,000</u>    |
| Cagayan de Oro City District Engineering Office               | 50,000,000           | 50,000,000           |
| Construction/ Improvement of Access Roads Leading to Seaports | <u>1,919,028,000</u> | <u>1,919,028,000</u> |
| Construction/ Improvement of Access Roads Leading to Seaports | <u>1,919,028,000</u> | <u>1,919,028,000</u> |
| National Capital Region (NCR)                                 | <u>1,362,868,000</u> | <u>1,362,868,000</u> |
| Central Office  | 1,362,868,000        | 1,362,868,000        |
| Region II - Cagayan Valley                                    | <u>64,500,000</u>    | <u>64,500,000</u>    |
| Batanes District Engineering Office                           | 64,500,000           | 64,500,000           |
| Region III - Central Luzon                                    | <u>5,000,000</u>     | <u>5,000,000</u>     |
| Zambales 1st District Engineering Office                      | 5,000,000            | 5,000,000            |
| Region IVA - CALABARZON                                       | <u>79,645,000</u>    | <u>79,645,000</u>    |
| Cavite District Engineering Office                            | 47,145,000           | 47,145,000           |
| Quezon 2nd District Engineering Office                        | 30,000,000           | 30,000,000           |
| Quezon 4th District Engineering Office                        | 2,500,000            | 2,500,000            |
| Region IVB - MIMAROPA   | <u>5,000,000</u>     | <u>5,000,000</u>     |
| Palawan 2nd District Engineering Office                       | 5,000,000            | 5,000,000            |

|  |                |                |
|--|----------------|----------------|
| Region V - Bicol   | 65,000,000     | 65,000,000     |
| Albay 1st District Engineering Office  | 25,000,000     | 25,000,000     |
| Camarines Sur 2nd District Engineering Office  | 15,000,000     | 15,000,000     |
| Catanduanes District Engineering Office  | 25,000,000     | 25,000,000     |
| Region VI - Western Visayas  | 31,855,000     | 31,855,000     |
| Capiz 1st District Engineering Office  | 7,695,000      | 7,695,000      |
| Iloilo 2nd District Engineering Office   | 24,160,000     | 24,160,000     |
| Region VII - Central Visayas   | 194,642,000    | 194,642,000    |
| Bohol 1st District Engineering Office  | 10,000,000     | 10,000,000     |
| Bohol 2nd District Engineering Office  | 60,000,000     | 60,000,000     |
| Cebu 1st District Engineering Office   | 74,642,000     | 74,642,000     |
| Siquijor District Engineering Office   | 50,000,000     | 50,000,000     |
| Region VIII - Eastern Visayas  | 50,000,000     | 50,000,000     |
| Leyte 3rd District Engineering Office  | 50,000,000     | 50,000,000     |
| Region IX - Zamboanga Peninsula  | 54,518,000     | 54,518,000     |
| Zamboanga City District Engineering Office   | 32,018,000     | 32,018,000     |
| Zamboanga del Sur 2nd District Engineering Office  | 22,500,000     | 22,500,000     |
| Region XI - Davao  | 6,000,000      | 6,000,000      |
| Davao del Norte District Engineering Office  | 6,000,000      | 6,000,000      |
| Construction/Improvement of Access Roads leading to Declared Tourism Destinations  | 17,087,000,000 | 17,087,000,000 |
| Construction/Improvement of Access Roads leading to Declared Tourism Destinations (Tourism Road Infrastructure Program - TRIP) | 17,087,000,000 | 17,087,000,000 |
| National Capital Region (NCR)  | 9,247,466,000  | 9,247,466,000  |
| Central Office   | 9,247,466,000  | 9,247,466,000  |
| Region I - Ilocos  | 410,881,000    | 410,881,000    |
| Ilocos Norte 1st District Engineering Office   | 24,000,000     | 24,000,000     |
| Ilocos Norte 2nd District Engineering Office   | 70,000,000     | 70,000,000     |

|  |                    |                    |
|--|--------------------|--------------------|
| Ilocos Sur 2nd District<br>Engineering Office          | 135,000,000        | 135,000,000        |
| La Union 1st District<br>Engineering Office            | 20,000,000         | 20,000,000         |
| La Union 2nd District<br>Engineering Office            | 30,541,000         | 30,541,000         |
| Pangasinan 1st District<br>Engineering Office          | 56,340,000         | 56,340,000         |
| Pangasinan 2nd District<br>Engineering Office          | 40,000,000         | 40,000,000         |
| Pangasinan 3rd District<br>Engineering Office          | 5,000,000          | 5,000,000          |
| Pangasinan 4th District<br>Engineering Office          | 30,000,000         | 30,000,000         |
| <b>Cordillera Administrative Region (CAR)</b>          | <b>471,633,000</b> | <b>471,633,000</b> |
| Abra District Engineering Office                       | 9,000,000          | 9,000,000          |
| Apayao 1st District<br>Engineering Office              | 50,000,000         | 50,000,000         |
| Apayao 2nd District<br>Engineering Office              | 86,500,000         | 86,500,000         |
| Benguet 1st District<br>Engineering Office             | 60,000,000         | 60,000,000         |
| Benguet 2nd District<br>Engineering Office             | 17,500,000         | 17,500,000         |
| Ifugao 2nd District<br>Engineering Office              | 93,621,000         | 93,621,000         |
| Ifugao 1st District Engineering Office                 | 38,000,000         | 38,000,000         |
| Lower Kalinga District<br>Engineering Office           | 8,000,000          | 8,000,000          |
| Mountain Province First<br>District Engineering Office | 77,571,000         | 77,571,000         |
| Upper Kalinga<br>District Engineering Office           | 31,441,000         | 31,441,000         |
| <b>Region II - Cagayan Valley</b>                      | <b>680,627,000</b> | <b>680,627,000</b> |
| Batanes District Engineering Office                    | 43,525,000         | 43,525,000         |
| Cagayan 1st District<br>Engineering Office             | 122,692,000        | 122,692,000        |



|   |                    |                    |
|---|--------------------|--------------------|
| Cagayan 2nd District<br>Engineering Office        | 320,883,000        | 320,883,000        |
| Cagayan 3rd District<br>Engineering Office        | 30,000,000         | 30,000,000         |
| Isabela 4th District<br>Engineering Office        | 60,000,000         | 60,000,000         |
| Nueva Vizcaya 2nd District<br>Engineering Office  | 14,000,000         | 14,000,000         |
| Nueva Vizcaya District<br>Engineering Office      | 20,000,000         | 20,000,000         |
| Quirino District Engineering Office               | 69,527,000         | 69,527,000         |
| <b>Region III - Central Luzon</b>                 | <b>412,065,000</b> | <b>412,065,000</b> |
| Aurora District Engineering Office                | 5,000,000          | 5,000,000          |
| Bataan 1st District<br>Engineering Office         | 185,000,000        | 185,000,000        |
| Nueva Ecija 1st District<br>Engineering Office    | 29,654,000         | 29,654,000         |
| Nueva Ecija 2nd District<br>Engineering Office    | 53,925,000         | 53,925,000         |
| Tarlac District<br>Engineering Office             | 100,486,000        | 100,486,000        |
| Tarlac 2nd District<br>Engineering Office         | 18,000,000         | 18,000,000         |
| Zambales 1st District<br>Engineering Office       | 20,000,000         | 20,000,000         |
| <b>Region IVA - CALABARZON</b>                    | <b>453,238,000</b> | <b>453,238,000</b> |
| Batangas 2nd District<br>Engineering Office       | 30,000,000         | 30,000,000         |
| Batangas 3rd District<br>Engineering Office       | 255,000,000        | 255,000,000        |
| Laguna 3rd District<br>Engineering Office         | 17,238,000         | 17,238,000         |
| Quezon 4th District<br>Engineering Office         | 137,688,000        | 137,688,000        |
| Rizal 2nd District Engineering Office             | 13,312,000         | 13,312,000         |
| <b>Region IVB - MIMAROPA</b>                      | <b>524,901,000</b> | <b>524,901,000</b> |
| Mindoro Occidental District<br>Engineering Office | 127,403,000        | 127,403,000        |

|  |                    |                    |
|--|--------------------|--------------------|
| Palawan 1st District<br>Engineering Office           | 140,910,000        | 140,910,000        |
| Palawan 2nd District<br>Engineering Office           | 184,706,000        | 184,706,000        |
| Southern Mindoro District<br>Engineering Office      | 71,882,000         | 71,882,000         |
| Region V - Bicol                                     | <u>334,026,000</u> | <u>334,026,000</u> |
| Albay 1st District Engineering Office                | 45,000,000         | 45,000,000         |
| Albay 2nd District Engineering Office                | 33,127,000         | 33,127,000         |
| Albay 3rd District Engineering Office                | 12,500,000         | 12,500,000         |
| Camarines Norte District<br>Engineering Office       | 44,376,000         | 44,376,000         |
| Camarines Sur 3rd District<br>Engineering Office     | 15,000,000         | 15,000,000         |
| Camarines Sur 4th District<br>Engineering Office     | 31,658,000         | 31,658,000         |
| Catanduanes District<br>Engineering Office           | 56,153,000         | 56,153,000         |
| Masbate 1st District<br>Engineering Office           | 46,212,000         | 46,212,000         |
| Masbate 2nd District<br>Engineering Office           | 50,000,000         | 50,000,000         |
| Region VI - Western Visayas                          | <u>837,371,000</u> | <u>837,371,000</u> |
| Aklan District Engineering Office                    | 83,999,000         | 83,999,000         |
| Antique District Engineering Office                  | 139,172,000        | 139,172,000        |
| Bacolod City District Engineering Office             | 56,114,000         | 56,114,000         |
| Capiz 1st District Engineering Office                | 7,000,000          | 7,000,000          |
| Capiz 2nd District Engineering Office                | 97,803,000         | 97,803,000         |
| Guimaras District Engineering Office                 | 59,850,000         | 59,850,000         |
| Iloilo 1st District Engineering Office               | 124,773,000        | 124,773,000        |
| Iloilo 2nd District Engineering Office               | 71,272,000         | 71,272,000         |
| Iloilo 3rd District Engineering Office               | 48,600,000         | 48,600,000         |
| Negros Occidental 1st<br>District Engineering Office | 39,058,000         | 39,058,000         |
| Negros Occidental 2nd<br>District Engineering Office | 59,376,000         | 59,376,000         |

|   |                    |                    |
|---|--------------------|--------------------|
| Negros Occidental 3rd District Engineering Office | 36,201,000         | 36,201,000         |
| Negros Occidental 4th District Engineering Office | 14,153,000         | 14,153,000         |
| <b>Region VII - Central Visayas</b>               | <b>945,413,000</b> | <b>945,413,000</b> |
| Bohol 1st District Engineering Office             | 93,758,000         | 93,758,000         |
| Bohol 2nd District Engineering Office             | 55,000,000         | 55,000,000         |
| Bohol 3rd District Engineering Office             | 195,000,000        | 195,000,000        |
| Cebu 3rd District Engineering Office              | 102,500,000        | 102,500,000        |
| Cebu 4th District Engineering Office              | 40,000,000         | 40,000,000         |
| Cebu 5th District Engineering Office              | 97,301,000         | 97,301,000         |
| Cebu 6th District Engineering Office              | 10,230,000         | 10,230,000         |
| Cebu 7th District Engineering Office              | 120,000,000        | 120,000,000        |
| Cebu City District Engineering Office             | 6,273,000          | 6,273,000          |
| Negros Oriental 1st District Engineering Office   | 29,010,000         | 29,010,000         |
| Negros Oriental 2nd District Engineering Office   | 47,500,000         | 47,500,000         |
| Negros Oriental 3rd District Engineering Office   | 80,000,000         | 80,000,000         |
| Siquijor District Engineering Office              | 68,841,000         | 68,841,000         |
| <b>Region VIII - Eastern Visayas</b>              | <b>438,115,000</b> | <b>438,115,000</b> |
| Biliran District Engineering Office               | 95,000,000         | 95,000,000         |
| Eastern Samar District Engineering Office         | 27,555,000         | 27,555,000         |
| Leyte 1st District Engineering Office             | 20,000,000         | 20,000,000         |
| Leyte 4th District Engineering Office             | 30,000,000         | 30,000,000         |
| Leyte 5th District Engineering Office             | 40,000,000         | 40,000,000         |
| Northern Samar 1st District Engineering Office    | 20,841,000         | 20,841,000         |
| Samar 1st District Engineering Office             | 60,599,000         | 60,599,000         |
| Samar 2nd District Engineering Office             | 59,007,000         | 59,007,000         |
| Southern Leyte District Engineering Office        | 65,000,000         | 65,000,000         |

|  |                    |                    |
|--|--------------------|--------------------|
| Tacloban City District<br>Engineering Office           | 20,113,000         | 20,113,000         |
| <b>Region IX - Zamboanga Peninsula</b>                 | <b>615,770,000</b> | <b>615,770,000</b> |
| Isabela City District<br>Engineering Office            | 13,886,000         | 13,886,000         |
| Zamboanga del Norte 1st District<br>Engineering Office | 40,000,000         | 40,000,000         |
| Zamboanga del Norte 2nd District<br>Engineering Office | 10,000,000         | 10,000,000         |
| Zamboanga del Norte 3rd District<br>Engineering Office | 15,000,000         | 15,000,000         |
| Zamboanga del Sur 1st District<br>Engineering Office   | 39,709,000         | 39,709,000         |
| Zamboanga del Sur 2nd District<br>Engineering Office   | 60,997,000         | 60,997,000         |
| Zamboanga Sibugay 1st District<br>Engineering Office   | 371,040,000        | 371,040,000        |
| Zamboanga Sibugay 2nd District<br>Engineering Office   | 65,138,000         | 65,138,000         |
| <b>Region X - Northern Mindanao</b>                    | <b>447,625,000</b> | <b>447,625,000</b> |
| Bukidnon 1st District Engineering Office               | 20,000,000         | 20,000,000         |
| Camiguin District Engineering Office                   | 20,000,000         | 20,000,000         |
| Lanao del Norte 1st<br>District Engineering Office     | 47,250,000         | 47,250,000         |
| Lanao del Norte 2nd<br>District Engineering Office     | 10,000,000         | 10,000,000         |
| Misamis Occidental 2nd<br>District Engineering Office  | 100,000,000        | 100,000,000        |
| Misamis Occidental District<br>Engineering Office      | 187,500,000        | 187,500,000        |
| Misamis Oriental 1st District<br>Engineering Office    | 62,875,000         | 62,875,000         |
| <b>Region XI - Davao</b>                               | <b>585,616,000</b> | <b>585,616,000</b> |
| Davao de Oro District<br>Engineering Office            | 154,873,000        | 154,873,000        |
| Davao City 2nd District<br>Engineering Office          | 10,000,000         | 10,000,000         |
| Davao City District<br>Engineering Office              | 122,838,000        | 122,838,000        |

|  |                      |                      |
|--|----------------------|----------------------|
| Davao del Norte District<br>Engineering Office   | 73,286,000           | 73,286,000           |
| Davao del Sur District<br>Engineering Office   | 10,369,000           | 10,369,000           |
| Davao Oriental 1st District<br>Engineering Office  | 84,250,000           | 84,250,000           |
| Davao Oriental 2nd District<br>Engineering Office  | 130,000,000          | 130,000,000          |
| Region XII - SOCCSKSARGEN  | <u>483,673,000</u>   | <u>483,673,000</u>   |
| Cotabato 1st District<br>Engineering Office  | 181,632,000          | 181,632,000          |
| Cotabato 2nd District<br>Engineering Office  | 56,641,000           | 56,641,000           |
| Cotabato 3rd District<br>Engineering Office  | 10,000,000           | 10,000,000           |
| Sarangani District Engineering Office  | 35,000,000           | 35,000,000           |
| South Cotabato District<br>Engineering Office  | 10,000,000           | 10,000,000           |
| South Cotabato 2nd District<br>Engineering Office  | 125,454,000          | 125,454,000          |
| Sultan Kudarat 1st District<br>Engineering Office  | 21,000,000           | 21,000,000           |
| Sultan Kudarat 2nd District<br>Engineering Office  | 43,946,000           | 43,946,000           |
| Region XIII - Caraga   | <u>198,580,000</u>   | <u>198,580,000</u>   |
| Agusan del Norte District<br>Engineering Office  | 30,806,000           | 30,806,000           |
| Agusan del Sur 2nd District<br>Engineering Office  | 12,500,000           | 12,500,000           |
| Butuan City District<br>Engineering Office   | 22,500,000           | 22,500,000           |
| Dinagat Islands District<br>Engineering Office   | 30,000,000           | 30,000,000           |
| Surigao del Sur 1st<br>District Engineering Office   | 41,358,000           | 41,358,000           |
| Surigao del Sur 2nd<br>District Engineering Office   | 61,416,000           | 61,416,000           |
| Construction/Improvement of Access Roads leading to Trades,<br>Industries and Economic Zones | <u>9,170,579,000</u> | <u>9,170,579,000</u> |

Construction/Improvement of Access Roads leading to Trades,  
Industries and Economic Zones (Roads Leveraging Linkages  
for Industry and Trade Infrastructure Program - (ROLL-IT)

|  |               |               |
|--|---------------|---------------|
|  | 9,170,579,000 | 9,170,579,000 |
| National Capital Region (NCR)                        | 4,835,459,000 | 4,835,459,000 |
| Central Office                                       | 4,835,459,000 | 4,835,459,000 |
| Region I - Ilocos                                    | 36,521,000    | 36,521,000    |
| Ilocos Norte 1st District Engineering Office         | 11,521,000    | 11,521,000    |
| Ilocos Sur 2nd District Engineering Office           | 10,000,000    | 10,000,000    |
| La Union 2nd District Engineering Office             | 10,000,000    | 10,000,000    |
| Pangasinan 2nd District Engineering Office           | 5,000,000     | 5,000,000     |
| Cordillera Administrative Region (CAR)               | 494,223,000   | 494,223,000   |
| Abra District Engineering Office                     | 27,345,000    | 27,345,000    |
| Apayao 1st District Engineering Office               | 49,214,000    | 49,214,000    |
| Apayao 2nd District Engineering Office               | 101,520,000   | 101,520,000   |
| Benguet 1st District Engineering Office              | 57,800,000    | 57,800,000    |
| Benguet 2nd District Engineering Office              | 21,394,000    | 21,394,000    |
| Ifugao 2nd District Engineering Office               | 20,023,000    | 20,023,000    |
| Lower Kalinga District Engineering Office            | 23,523,000    | 23,523,000    |
| Mountain Province First District Engineering Office  | 65,000,000    | 65,000,000    |
| Mountain Province Second District Engineering Office | 48,522,000    | 48,522,000    |
| Upper Kalinga District Engineering Office            | 79,882,000    | 79,882,000    |
| Region II - Cagayan Valley                           | 788,309,000   | 788,309,000   |
| Cagayan 1st District Engineering Office              | 90,000,000    | 90,000,000    |
| Cagayan 2nd District Engineering Office              | 335,201,000   | 335,201,000   |
| Cagayan 3rd District Engineering Office              | 45,000,000    | 45,000,000    |
| Isabela 3rd District Engineering Office              | 100,124,000   | 100,124,000   |
| Isabela 4th District Engineering Office              | 10,000,000    | 10,000,000    |
| Nueva Vizcaya 2nd District Engineering Office        | 50,000,000    | 50,000,000    |
| Nueva Vizcaya District Engineering Office            | 22,484,000    | 22,484,000    |

|   |                    |                    |
|---|--------------------|--------------------|
| Quirino District Engineering Office             | 135,500,000        | 135,500,000        |
| Region III - Central Luzon                      | <u>163,561,000</u> | <u>163,561,000</u> |
| Aurora District Engineering Office              | 5,000,000          | 5,000,000          |
| Bataan 1st District Engineering Office          | 50,000,000         | 50,000,000         |
| Bataan 2nd District Engineering Office          | 30,000,000         | 30,000,000         |
| Bulacan 1st District Engineering Office         | 6,000,000          | 6,000,000          |
| Pampanga 3rd District Engineering Office        | 72,561,000         | 72,561,000         |
| Region IVA - CALABARZON                         | <u>32,500,000</u>  | <u>32,500,000</u>  |
| Quezon 4th District Engineering Office          | 32,500,000         | 32,500,000         |
| Region IVB - MIMAROPA                           | <u>238,900,000</u> | <u>238,900,000</u> |
| Palawan 1st District Engineering Office         | 100,000,000        | 100,000,000        |
| Palawan 2nd District Engineering Office         | 20,000,000         | 20,000,000         |
| Palawan 3rd District Engineering Office         | 118,900,000        | 118,900,000        |
| Region V - Bicol                                | <u>100,000,000</u> | <u>100,000,000</u> |
| Albay 1st District Engineering Office           | 20,000,000         | 20,000,000         |
| Albay 2nd District Engineering Office           | 10,000,000         | 10,000,000         |
| Camarines Norte District Engineering Office     | 20,000,000         | 20,000,000         |
| Camarines Sur 2nd District Engineering Office   | 50,000,000         | 50,000,000         |
| Region VI - Western Visayas                     | <u>45,138,000</u>  | <u>45,138,000</u>  |
| Antique District Engineering Office             | 30,000,000         | 30,000,000         |
| Iloilo 3rd District Engineering Office          | 15,138,000         | 15,138,000         |
| Region VII - Central Visayas                    | <u>463,518,000</u> | <u>463,518,000</u> |
| Bohol 1st District Engineering Office           | 120,000,000        | 120,000,000        |
| Bohol 2nd District Engineering Office           | 45,800,000         | 45,800,000         |
| Bohol 3rd District Engineering Office           | 104,653,000        | 104,653,000        |
| Cebu 3rd District Engineering Office            | 77,500,000         | 77,500,000         |
| Cebu 4th District Engineering Office            | 10,000,000         | 10,000,000         |
| Cebu 5th District Engineering Office            | 15,000,000         | 15,000,000         |
| Negros Oriental 1st District Engineering Office | 57,565,000         | 57,565,000         |

|  |                    |                    |
|--|--------------------|--------------------|
| Siquijor District Engineering Office                   | 33,000,000         | 33,000,000         |
| Region VIII - Eastern Visayas                          | <u>110,000,000</u> | <u>110,000,000</u> |
| Biliran District Engineering Office                    | 100,000,000        | 100,000,000        |
| Leyte 2nd District<br>Engineering Office               | 10,000,000         | 10,000,000         |
| Region IX - Zamboanga Peninsula                        | <u>541,062,000</u> | <u>541,062,000</u> |
| Zamboanga City District<br>Engineering Office          | 50,000,000         | 50,000,000         |
| Zamboanga del Norte 1st<br>District Engineering Office | 51,247,000         | 51,247,000         |
| Zamboanga del Norte 2nd<br>District Engineering Office | 102,337,000        | 102,337,000        |
| Zamboanga del Norte 3rd<br>District Engineering Office | 152,478,000        | 152,478,000        |
| Zamboanga del Sur 1st<br>District Engineering Office   | 35,000,000         | 35,000,000         |
| Zamboanga Sibugay 1st District<br>Engineering Office   | 90,000,000         | 90,000,000         |
| Zamboanga Sibugay 2nd District<br>Engineering Office   | 60,000,000         | 60,000,000         |
| Region X - Northern Mindanao                           | <u>374,264,000</u> | <u>374,264,000</u> |
| Bukidnon 1st District Engineering Office               | 10,000,000         | 10,000,000         |
| Bukidnon 2nd District Engineering Office               | 100,000,000        | 100,000,000        |
| Bukidnon 3rd District Engineering Office               | 110,143,000        | 110,143,000        |
| Camiguin District Engineering Office                   | 20,000,000         | 20,000,000         |
| Lanao del Norte 2nd District<br>Engineering Office     | 61,996,000         | 61,996,000         |
| Misamis Occidental 2nd District<br>Engineering Office  | 30,000,000         | 30,000,000         |
| Misamis Oriental 1st District<br>Engineering Office    | 37,125,000         | 37,125,000         |
| Misamis Oriental 2nd District<br>Engineering Office    | 5,000,000          | 5,000,000          |
| Region XI - Davao                                      | <u>393,663,000</u> | <u>393,663,000</u> |
| Davao de Oro District<br>Engineering Office            | 128,137,000        | 128,137,000        |



|   |                    |                    |
|---|--------------------|--------------------|
| Davao City 2nd District Engineering Office  | 10,000,000         | 10,000,000         |
| Davao City District Engineering Office  | 60,000,000         | 60,000,000         |
| Davao del Norte District Engineering Office   | 39,000,000         | 39,000,000         |
| Davao del Sur District Engineering Office   | 9,000,000          | 9,000,000          |
| Davao Oriental 1st District Engineering Office  | 70,000,000         | 70,000,000         |
| Davao Oriental 2nd District Engineering Office  | 77,526,000         | 77,526,000         |
| <b>Region XII - SOCCSKSARGEN</b>  | <b>504,841,000</b> | <b>504,841,000</b> |
| Cotabato 1st District Engineering Office  | 52,007,000         | 52,007,000         |
| Cotabato 2nd District Engineering Office  | 20,000,000         | 20,000,000         |
| Cotabato 3rd District Engineering Office  | 155,015,000        | 155,015,000        |
| Sarangani District Engineering Office   | 77,591,000         | 77,591,000         |
| South Cotabato 2nd District Engineering Office  | 30,000,000         | 30,000,000         |
| South Cotabato District Engineering Office  | 46,174,000         | 46,174,000         |
| Sultan Kudarat 1st District Engineering Office  | 98,000,000         | 98,000,000         |
| Sultan Kudarat 2nd District Engineering Office  | 26,054,000         | 26,054,000         |
| <b>Region XIII - Caraga</b>   | <b>48,620,000</b>  | <b>48,620,000</b>  |
| Agusan del Norte District Engineering Office  | 10,000,000         | 10,000,000         |
| Agusan del Sur 2nd District Engineering Office  | 21,120,000         | 21,120,000         |
| Butuan City District Engineering Office   | 7,500,000          | 7,500,000          |
| Dinagat Islands District Engineering Office   | 10,000,000         | 10,000,000         |
| Construction/Rehabilitation of Water Supply/<br>Septage and Sewerage/Rain Water Collector Systems | 4,254,139,000      | 4,254,139,000      |
| Construction/Rehabilitation of Water Supply/<br>Septage and Sewerage/Rain Water Collector         | 4,254,139,000      | 4,254,139,000      |

|  |                      |                      |
|--|----------------------|----------------------|
| National Capital Region (NCR)                          | <u>2,035,088,000</u> | <u>2,035,088,000</u> |
| Central Office   | 2,025,088,000        | 2,025,088,000        |
| Metro Manila 1st District<br>Engineering Office        | 10,000,000           | 10,000,000           |
| Region I - Ilocos                                      | <u>20,000,000</u>    | <u>20,000,000</u>    |
| La Union 2nd District<br>Engineering Office            | 20,000,000           | 20,000,000           |
| Cordillera Administrative Region (CAR)                 | <u>417,437,000</u>   | <u>417,437,000</u>   |
| Benguet 1st District<br>Engineering Office             | 108,000,000          | 108,000,000          |
| Benguet 2nd District<br>Engineering Office             | 103,000,000          | 103,000,000          |
| Ifugao 2nd District<br>Engineering Office              | 34,000,000           | 34,000,000           |
| Lower Kalinga District<br>Engineering Office           | 43,000,000           | 43,000,000           |
| Mountain Province 2nd District<br>Engineering Office   | 20,000,000           | 20,000,000           |
| Mountain Province First District<br>Engineering Office | 67,437,000           | 67,437,000           |
| Upper Kalinga District<br>Engineering Office           | 42,000,000           | 42,000,000           |
| Region II - Cagayan                                    | <u>70,000,000</u>    | <u>70,000,000</u>    |
| Batanes District Engineering Office                    | 40,000,000           | 40,000,000           |
| Isabela 3rd District Engineering Office                | 30,000,000           | 30,000,000           |
| Region III - Central Luzon                             | <u>30,000,000</u>    | <u>30,000,000</u>    |
| Aurora District Engineering Office                     | 20,000,000           | 20,000,000           |
| Nueva Ecija 1st District<br>Engineering Office         | 10,000,000           | 10,000,000           |
| Region IVA - CALABARZON                                | <u>50,000,000</u>    | <u>50,000,000</u>    |
| Batangas 2nd District<br>Engineering Office            | 10,000,000           | 10,000,000           |
| Batangas 3rd District<br>Engineering Office            | 5,000,000            | 5,000,000            |
| Batangas 4th District<br>Engineering Office            | 25,000,000           | 25,000,000           |

|  |                    |                    |
|--|--------------------|--------------------|
| Quezon 1st District<br>Engineering Office              | 10,000,000         | 10,000,000         |
| <b>Region IVB - MIMAROPA</b>                           | <b>110,000,000</b> | <b>110,000,000</b> |
| Romblon District Engineering Office                    | 110,000,000        | 110,000,000        |
| <b>Region V - Bicol</b>                                | <b>285,000,000</b> | <b>285,000,000</b> |
| Albay 2nd District<br>Engineering Office               | 205,000,000        | 205,000,000        |
| Albay 3rd District<br>Engineering Office               | 30,000,000         | 30,000,000         |
| Catanduanes District<br>Engineering Office             | 50,000,000         | 50,000,000         |
| <b>Region VII - Central Visayas</b>                    | <b>407,114,000</b> | <b>407,114,000</b> |
| Bohol 1st District<br>Engineering Office               | 30,000,000         | 30,000,000         |
| Bohol 2nd District<br>Engineering Office               | 120,000,000        | 120,000,000        |
| Bohol 3rd District<br>Engineering Office               | 137,114,000        | 137,114,000        |
| Cebu 4th District<br>Engineering Office                | 100,000,000        | 100,000,000        |
| Cebu 7th District<br>Engineering Office                | 20,000,000         | 20,000,000         |
| <b>Region VIII - Eastern Visayas</b>                   | <b>290,000,000</b> | <b>290,000,000</b> |
| Leyte 1st District<br>Engineering Office               | 98,000,000         | 98,000,000         |
| Leyte 5th District<br>Engineering Office               | 142,000,000        | 142,000,000        |
| Samar 1st District<br>Engineering Office               | 50,000,000         | 50,000,000         |
| <b>Region IX - Zamboanga Peninsula</b>                 | <b>99,000,000</b>  | <b>99,000,000</b>  |
| Zamboanga del Norte 3rd District<br>Engineering Office | 4,000,000          | 4,000,000          |
| Zamboanga del Sur 1st District<br>Engineering Office   | 35,000,000         | 35,000,000         |
| Zamboanga Sibugay 1st District<br>Engineering Office   | 50,000,000         | 50,000,000         |
| Zamboanga Sibugay 2nd District<br>Engineering Office   | 10,000,000         | 10,000,000         |

|  |                      |                      |
|--|----------------------|----------------------|
| Region X - Northern Mindanao   | <u>260,000,000</u>   | <u>260,000,000</u>   |
| Bukidnon 3rd District<br>Engineering Office  | 50,000,000           | 50,000,000           |
| Misamis Occidental 2nd District<br>Engineering Office  | 130,000,000          | 130,000,000          |
| Misamis Oriental 2nd District<br>Engineering Office  | 80,000,000           | 80,000,000           |
| Region XI - Davao  | <u>155,500,000</u>   | <u>155,500,000</u>   |
| Davao City 2nd District<br>Engineering Office  | 52,000,000           | 52,000,000           |
| Davao City District<br>Engineering Office  | 63,500,000           | 63,500,000           |
| Davao De Oro District<br>Engineering Office  | 20,000,000           | 20,000,000           |
| Davao Occidental District<br>Engineering Office  | 5,000,000            | 5,000,000            |
| Davao Oriental 1st District<br>Engineering Office  | 15,000,000           | 15,000,000           |
| Region XII - SOCCSKSARGEN  | <u>25,000,000</u>    | <u>25,000,000</u>    |
| Cotabato 1st District<br>Engineering Office  | 5,000,000            | 5,000,000            |
| Cotabato 2nd District<br>Engineering Office  | 10,000,000           | 10,000,000           |
| Cotabato 3rd District<br>Engineering Office  | 10,000,000           | 10,000,000           |
| Construction/Improvement of Various<br>Infrastructure in Support of National Security  | <u>7,437,471,000</u> | <u>7,437,471,000</u> |
| Construction/Improvement of Various Infrastructure in<br>Support of National Security (Tatag ng Imprastraktura para sa<br>Kapayapaan at Seguridad Program - TIKAS) | <u>7,437,471,000</u> | <u>7,437,471,000</u> |
| National Capital Region (NCR)  | <u>4,406,797,000</u> | <u>4,406,797,000</u> |
| Central Office   | 3,581,895,000        | 3,581,895,000        |
| Metro Manila 1st District<br>Engineering Office  | 309,896,000          | 309,896,000          |
| Metro Manila 3rd District<br>Engineering Office  | 12,000,000           | 12,000,000           |
| North Manila District<br>Engineering Office  | 100,000,000          | 100,000,000          |

|  |                    |                    |
|--|--------------------|--------------------|
| Quezon City 2nd District<br>Engineering Office | 233,906,000        | 233,906,000        |
| South Manila District<br>Engineering Office    | 169,100,000        | 169,100,000        |
| Region I - Ilocos                              | <u>77,500,000</u>  | <u>77,500,000</u>  |
| La Union 1st District Engineering Office       | 52,500,000         | 52,500,000         |
| Pangasinan 2nd District Engineering Office     | 25,000,000         | 25,000,000         |
| Cordillera Administrative Region - (CAR)       | <u>210,700,000</u> | <u>210,700,000</u> |
| Baguio City District Engineering Office        | 120,700,000        | 120,700,000        |
| Benguet 1st District Engineering Office        | 40,000,000         | 40,000,000         |
| Ifugao 1st District Engineering Office         | 50,000,000         | 50,000,000         |
| Region II - Cagayan Valley                     | <u>319,185,000</u> | <u>319,185,000</u> |
| Cagayan 1st District<br>Engineering Office     | 159,185,000        | 159,185,000        |
| Cagayan 2nd District<br>Engineering Office     | 65,000,000         | 65,000,000         |
| Cagayan 3rd District<br>Engineering Office     | 25,000,000         | 25,000,000         |
| Isabela 1st District<br>Engineering Office     | 10,000,000         | 10,000,000         |
| Isabela 4th District<br>Engineering Office     | 60,000,000         | 60,000,000         |
| Region III - Central Luzon                     | <u>817,400,000</u> | <u>817,400,000</u> |
| Bulacan 2nd District<br>Engineering Office     | 82,000,000         | 82,000,000         |
| Nueva Ecija 2nd District<br>Engineering Office | 304,400,000        | 304,400,000        |
| Pampanga 1st District<br>Engineering Office    | 40,000,000         | 40,000,000         |
| Pampanga 2nd District<br>Engineering Office    | 70,000,000         | 70,000,000         |
| Tarlac 2nd District<br>Engineering Office      | 78,000,000         | 78,000,000         |
| Tarlac District<br>Engineering Office          | 73,000,000         | 73,000,000         |
| Zambales 1st District<br>Engineering Office    | 170,000,000        | 170,000,000        |

|  |                    |                    |
|--|--------------------|--------------------|
| <b>Region IVA - CALABARZON</b>                       | <b>450,299,000</b> | <b>450,299,000</b> |
| Batangas 2nd District<br>Engineering Office          | 15,000,000         | 15,000,000         |
| Batangas 4th District<br>Engineering Office          | 45,000,000         | 45,000,000         |
| Cavite 2nd District<br>Engineering Office            | 100,000,000        | 100,000,000        |
| Cavite District<br>Engineering Office                | 176,027,000        | 176,027,000        |
| Laguna 2nd District<br>Engineering Office            | 11,772,000         | 11,772,000         |
| Quezon 2nd District<br>Engineering Office            | 85,000,000         | 85,000,000         |
| Quezon 4th District<br>Engineering Office            | 17,500,000         | 17,500,000         |
| <b>Region IVB - MIMAROPA</b>                         | <b>90,000,000</b>  | <b>90,000,000</b>  |
| Palawan 3rd District<br>Engineering Office           | 90,000,000         | 90,000,000         |
| <b>Region V - Bicol</b>                              | <b>170,667,000</b> | <b>170,667,000</b> |
| Camarines Norte District<br>Engineering Office       | 25,000,000         | 25,000,000         |
| Camarines Sur 3rd District<br>Engineering Office     | 110,667,000        | 110,667,000        |
| Sorsogon District<br>Engineering Office              | 35,000,000         | 35,000,000         |
| <b>Region VI - Western Visayas</b>                   | <b>55,000,000</b>  | <b>55,000,000</b>  |
| Bacolod City District<br>Engineering Office          | 10,000,000         | 10,000,000         |
| Capiz 2nd District<br>Engineering Office             | 10,000,000         | 10,000,000         |
| Iloilo 2nd District<br>Engineering Office            | 20,000,000         | 20,000,000         |
| Negros Occidental 2nd District<br>Engineering Office | 15,000,000         | 15,000,000         |
| <b>Region VII - Central Visayas</b>                  | <b>95,996,000</b>  | <b>95,996,000</b>  |
| Bohol 2nd District<br>Engineering Office             | 10,000,000         | 10,000,000         |
| Cebu 1st District<br>Engineering Office              | 30,000,000         | 30,000,000         |

|  |                    |                    |
|--|--------------------|--------------------|
| Cebu 6th District<br>Engineering Office                | 50,000,000         | 50,000,000         |
| Cebu City District<br>Engineering Office               | 5,996,000          | 5,996,000          |
| <b>Region VIII - Eastern Visayas</b>                   | <b>23,000,000</b>  | <b>23,000,000</b>  |
| Leyte 4th District<br>Engineering Office               | 10,000,000         | 10,000,000         |
| Samar 1st District<br>Engineering Office               | 5,000,000          | 5,000,000          |
| Samar 2nd District<br>Engineering Office               | 8,000,000          | 8,000,000          |
| <b>Region IX - Zamboanga Peninsula</b>                 | <b>226,427,000</b> | <b>226,427,000</b> |
| Zamboanga City District<br>Engineering Office          | 18,427,000         | 18,427,000         |
| Zamboanga Sibugay 1st District<br>Engineering Office   | 208,000,000        | 208,000,000        |
| <b>Region X - Northern Mindanao</b>                    | <b>73,000,000</b>  | <b>73,000,000</b>  |
| Bukidnon 1st District<br>Engineering Office            | 3,000,000          | 3,000,000          |
| Bukidnon 3rd District<br>Engineering Office            | 10,000,000         | 10,000,000         |
| Cagayan de Oro City 1st District<br>Engineering Office | 30,000,000         | 30,000,000         |
| Lanao del Norte 2nd District<br>Engineering Office     | 30,000,000         | 30,000,000         |
| <b>Region XI - Davao</b>                               | <b>262,000,000</b> | <b>262,000,000</b> |
| Davao de Oro District<br>Engineering Office            | 57,000,000         | 57,000,000         |
| Davao City District<br>Engineering Office              | 195,000,000        | 195,000,000        |
| Davao del Norte District<br>Engineering Office         | 5,000,000          | 5,000,000          |
| Davao Oriental 2nd District<br>Engineering Office      | 5,000,000          | 5,000,000          |
| <b>Region XII - SOCCSKSARGEN</b>                       | <b>132,000,000</b> | <b>132,000,000</b> |
| Sarangani District<br>Engineering Office               | 25,000,000         | 25,000,000         |

|   |                       |                       |
|---|-----------------------|-----------------------|
| South Cotabato District<br>Engineering Office   | 107,000,000           | 107,000,000           |
| Region XIII - Caraga  | <u>27,500,000</u>     | <u>27,500,000</u>     |
| Butuan City District<br>Engineering Office  | 10,000,000            | 10,000,000            |
| Surigao del Sur 1st District<br>Engineering Office  | 17,500,000            | 17,500,000            |
| Construction/Improvement of Access Roads leading to<br>Railway Stations (Kalsada Tungo sa Paliparan, Riles<br>at Daungan Program - KATUPARAN)                         | <u>139,550,000</u>    | <u>139,550,000</u>    |
| Construction/Improvement of Access Roads leading to<br>Railway Stations (Kalsada Tungo sa Paliparan, Riles<br>at Daungan Program - KATUPARAN)                         | <u>139,550,000</u>    | <u>139,550,000</u>    |
| National Capital Region   | <u>35,550,000</u>     | <u>35,550,000</u>     |
| Central Office  | 35,550,000            | 35,550,000            |
| Region XI - Davao   | <u>104,000,000</u>    | <u>104,000,000</u>    |
| Davao City District<br>Engineering Office   | 100,000,000           | 100,000,000           |
| Davao del Norte District<br>Engineering Office  | 4,000,000             | 4,000,000             |
| Improvement of Capacity of Provincial Bridges along Provincial<br>Roads (Provincial Bridges for Economic Development-PROBRED)   | <u>553,160,000</u>    | <u>553,160,000</u>    |
| Improvement of Capacity of Provincial Bridges along Provincial<br>Roads (Provincial Bridges for Economic Development-PROBRED)   | <u>553,160,000</u>    | <u>553,160,000</u>    |
| National Capital Region (NCR)   | <u>503,160,000</u>    | <u>503,160,000</u>    |
| Central Office  | 503,160,000           | 503,160,000           |
| Region IVA - CALABARZON   | <u>50,000,000</u>     | <u>50,000,000</u>     |
| Batangas 4th District Engineering Office  | 50,000,000            | 50,000,000            |
| Construction/Rehabilitation/Improvement of Facilities for<br>Persons with Disabilities (PWD) and Elderlies/Senior<br>Citizens, including Gender-Responsive Facilities | <u>480,000,000</u>    | <u>480,000,000</u>    |
| Construction/Rehabilitation/Improvement of Facilities for<br>Persons with Disabilities (PWD) and Elderlies/Senior<br>Citizens, including Gender-Responsive Facilities | <u>480,000,000</u>    | <u>480,000,000</u>    |
| National Capital Region (NCR)   | <u>480,000,000</u>    | <u>480,000,000</u>    |
| Central Office  | 480,000,000           | 480,000,000           |
| Special Road Fund - Motor Vehicle User's Charge (MVUC)<br>as per R.A. 11239   | <u>13,910,149,000</u> | <u>13,910,149,000</u> |



Special Road Fund - Motor Vehicle User's Charge (MVUC)  
as per R.A. 11239

|   |                       |                       |
|---|-----------------------|-----------------------|
|   | <u>13,910,149,000</u> | <u>13,910,149,000</u> |
| National Capital Region (NCR)                       | <u>8,984,286,000</u>  | <u>8,984,286,000</u>  |
| Central Office                                      | 8,611,516,000         | 8,611,516,000         |
| Las Piñas-Muntinlupa District<br>Engineering Office | 54,270,000            | 54,270,000            |
| Metro Manila 3rd District<br>Engineering Office     | 55,500,000            | 55,500,000            |
| Quezon City 1st District<br>Engineering Office      | 205,000,000           | 205,000,000           |
| Quezon City 2nd District<br>Engineering Office      | 23,000,000            | 23,000,000            |
| South Manila District<br>Engineering Office         | 35,000,000            | 35,000,000            |
| Region I - Ilocos                                   | <u>175,000,000</u>    | <u>175,000,000</u>    |
| Ilocos Norte 2nd District Engineering Office        | 25,000,000            | 25,000,000            |
| Ilocos Sur 2nd District Engineering Office          | 50,000,000            | 50,000,000            |
| Pangasinan 3rd District Engineering Office          | 100,000,000           | 100,000,000           |
| Cordillera Administrative Region - (CAR)            | <u>541,625,000</u>    | <u>541,625,000</u>    |
| Abra District Engineering Office                    | 312,000,000           | 312,000,000           |
| Bagui City District Engineering Office              | 125,000,000           | 125,000,000           |
| Ifugao 2nd District Engineering Office              | 4,625,000             | 4,625,000             |
| Upper Kalinga District Engineering Office           | 100,000,000           | 100,000,000           |
| Region II - Cagayan Valley                          | <u>50,086,000</u>     | <u>50,086,000</u>     |
| Isabela 1st District<br>Engineering Office          | 5,000,000             | 5,000,000             |
| Isabela 4th District<br>Engineering Office          | 10,000,000            | 10,000,000            |
| Nueva Vizcaya District<br>Engineering Office        | 35,086,000            | 35,086,000            |
| Region III - Central Luzon                          | <u>467,350,000</u>    | <u>467,350,000</u>    |
| Bulacan 2nd District<br>Engineering Office          | 76,300,000            | 76,300,000            |
| Nueva Ecija 2nd District<br>Engineering Office      | 42,168,000            | 42,168,000            |

|   |                      |                      |
|---|----------------------|----------------------|
| Pampanga 3rd District<br>Engineering Office | 98,000,000           | 98,000,000           |
| Tarlac District<br>Engineering Office       | 160,000,000          | 160,000,000          |
| Tarlac 2nd District<br>Engineering Office   | 90,882,000           | 90,882,000           |
| <b>Region IVA - CALABARZON</b>              | <b>1,895,874,000</b> | <b>1,895,874,000</b> |
| Batangas 1st District<br>Engineering Office | 9,219,000            | 9,219,000            |
| Batangas 2nd District<br>Engineering Office | 25,000,000           | 25,000,000           |
| Batangas 3rd District<br>Engineering Office | 33,271,000           | 33,271,000           |
| Batangas 4th District<br>Engineering Office | 360,900,000          | 360,900,000          |
| Cavite District<br>Engineering Office       | 31,800,000           | 31,800,000           |
| Cavite Third District<br>Engineering Office | 105,769,000          | 105,769,000          |
| Laguna 1st District<br>Engineering Office   | 127,302,000          | 127,302,000          |
| Laguna 2nd District<br>Engineering Office   | 68,754,000           | 68,754,000           |
| Laguna 3rd District<br>Engineering Office   | 142,610,000          | 142,610,000          |
| Quezon 1st District<br>Engineering Office   | 230,733,000          | 230,733,000          |
| Quezon 2nd District<br>Engineering Office   | 382,317,000          | 382,317,000          |
| Quezon 3rd District<br>Engineering Office   | 31,121,000           | 31,121,000           |
| Quezon 4th District<br>Engineering Office   | 199,318,000          | 199,318,000          |
| Rizal 1st District<br>Engineering Office    | 147,760,000          | 147,760,000          |
| <b>Region IVB - MIMAROPA</b>                | <b>418,978,000</b>   | <b>418,978,000</b>   |
| Marinduque District<br>Engineering Office   | 200,000,000          | 200,000,000          |
| Palawan 2nd District<br>Engineering Office  | 121,227,000          | 121,227,000          |

|  |                    |                    |
|--|--------------------|--------------------|
| Palawan 3rd District<br>Engineering Office           | 75,751,000         | 75,751,000         |
| Romblon District<br>Engineering Office               | 22,000,000         | 22,000,000         |
| <b>Region V - Bicol</b>                              | <b>239,000,000</b> | <b>239,000,000</b> |
| Albay 1st District<br>Engineering Office             | 61,000,000         | 61,000,000         |
| Albay 2nd District<br>Engineering Office             | 98,000,000         | 98,000,000         |
| Catanduanes District<br>Engineering Office           | 30,000,000         | 30,000,000         |
| Sorsogon District<br>Engineering Office              | 50,000,000         | 50,000,000         |
| <b>Region VI - Western Visayas</b>                   | <b>147,504,000</b> | <b>147,504,000</b> |
| Antique District<br>Engineering Office               | 17,504,000         | 17,504,000         |
| Iloilo 1st District<br>Engineering Office            | 40,000,000         | 40,000,000         |
| Iloilo 4th District<br>Engineering Office            | 10,000,000         | 10,000,000         |
| Iloilo City District<br>Engineering Office           | 10,000,000         | 10,000,000         |
| Negros Occidental 1st District<br>Engineering Office | 30,000,000         | 30,000,000         |
| Negros Occidental 2nd District<br>Engineering Office | 40,000,000         | 40,000,000         |
| <b>Region VII - Central Visayas</b>                  | <b>370,121,000</b> | <b>370,121,000</b> |
| Bohol 1st District<br>Engineering Office             | 30,000,000         | 30,000,000         |
| Bohol 3rd District<br>Engineering Office             | 50,000,000         | 50,000,000         |
| Cebu 7th District<br>Engineering Office              | 100,000,000        | 100,000,000        |
| Negros Oriental 2nd District<br>Engineering Office   | 190,121,000        | 190,121,000        |
| <b>Region VIII - Eastern Visayas</b>                 | <b>276,000,000</b> | <b>276,000,000</b> |
| Leyte 1st District<br>Engineering Office             | 20,000,000         | 20,000,000         |

|   |                       |                       |
|---|-----------------------|-----------------------|
| Leyte 4th District<br>Engineering Office  | 64,000,000            | 64,000,000            |
| Leyte 5th District<br>Engineering Office  | 24,000,000            | 24,000,000            |
| Northern Samar 1st District<br>Engineering Office   | 168,000,000           | 168,000,000           |
| <b>Region XI - Davao</b>  | <b>307,800,000</b>    | <b>307,800,000</b>    |
| Davao City District<br>Engineering Office   | 128,800,000           | 128,800,000           |
| Davao City 2nd District<br>Engineering Office   | 44,000,000            | 44,000,000            |
| Davao del Sur District<br>Engineering Office  | 125,000,000           | 125,000,000           |
| Davao Oriental 2nd District<br>Engineering Office   | 10,000,000            | 10,000,000            |
| <b>Region XII - SOCCSKSARGEN</b>  | <b>10,000,000</b>     | <b>10,000,000</b>     |
| South Cotabato 2nd District<br>Engineering Office   | 10,000,000            | 10,000,000            |
| <b>Region XIII - Caraga</b>   | <b>26,525,000</b>     | <b>26,525,000</b>     |
| Dinagat Islands District<br>Engineering Office  | 26,525,000            | 26,525,000            |
| Sustainable Infrastructure Projects Alleviating Gaps (SIPAG)-<br>Access Roads and/or Bridges from the National Road/s<br>leading to Major/Strategic Public Buildings/Facilities | 102,957,711,000       | 102,957,711,000       |
| Sustainable Infrastructure Projects Alleviating Gaps (SIPAG)-<br>Access Roads and/or Bridges from the National Road/s<br>leading to Major/Strategic Public Buildings/Facilities | 102,957,711,000       | 102,957,711,000       |
| <b>National Capital Region (NCR)</b>  | <b>69,095,450,000</b> | <b>69,095,450,000</b> |
| Central Office  | 65,419,350,000        | 65,419,350,000        |
| Las Piñas-Muntinlupa<br>District Engineering Office   | 455,597,000           | 455,597,000           |
| Malabon-Navotas District<br>Engineering Office  | 152,000,000           | 152,000,000           |
| Metro Manila 1st District<br>Engineering Office   | 557,000,000           | 557,000,000           |
| Metro Manila 2nd District<br>Engineering Office   | 75,000,000            | 75,000,000            |
| Metro Manila 3rd District<br>Engineering Office   | 1,097,824,000         | 1,097,824,000         |

|  |                      |                      |
|--|----------------------|----------------------|
| North Manila District<br>Engineering Office            | 48,700,000           | 48,700,000           |
| Quezon City 1st District<br>Engineering Office         | 652,455,000          | 652,455,000          |
| Quezon City 2nd District<br>Engineering Office         | 392,880,000          | 392,880,000          |
| South Manila District<br>Engineering Office            | 244,644,000          | 244,644,000          |
| Region I - Ilocos                                      | <u>1,785,606,000</u> | <u>1,785,606,000</u> |
| Ilocos Norte 1st District<br>Engineering Office        | 441,106,000          | 441,106,000          |
| Ilocos Sur 1st District<br>Engineering Office          | 84,500,000           | 84,500,000           |
| Ilocos Sur 2nd District<br>Engineering Office          | 217,000,000          | 217,000,000          |
| La Union 1st District<br>Engineering Office            | 80,000,000           | 80,000,000           |
| La Union 2nd District<br>Engineering Office            | 370,000,000          | 370,000,000          |
| Pangasinan 1st District<br>Engineering Office          | 110,000,000          | 110,000,000          |
| Pangasinan 2nd District<br>Engineering Office          | 235,000,000          | 235,000,000          |
| Pangasinan 3rd District<br>Engineering Office          | 195,000,000          | 195,000,000          |
| Pangasinan 4th District<br>Engineering Office          | 53,000,000           | 53,000,000           |
| Cordillera Administrative Region (CAR)                 | <u>3,094,000,000</u> | <u>3,094,000,000</u> |
| Abra District<br>Engineering Office                    | 2,579,000,000        | 2,579,000,000        |
| Benguet 1st District<br>Engineering Office             | 279,000,000          | 279,000,000          |
| Benguet 2nd District<br>Engineering Office             | 163,000,000          | 163,000,000          |
| Lower Kalinga District<br>Engineering Office           | 33,000,000           | 33,000,000           |
| Mountain Province First District<br>Engineering Office | 40,000,000           | 40,000,000           |
| Region II - Cagayan Valley                             | <u>1,293,374,000</u> | <u>1,293,374,000</u> |

|  |                      |                      |
|--|----------------------|----------------------|
| Batanes District<br>Engineering Office         | 10,000,000           | 10,000,000           |
| Cagayan 1st District<br>Engineering Office     | 195,000,000          | 195,000,000          |
| Cagayan 2nd District<br>Engineering Office     | 18,000,000           | 18,000,000           |
| Cagayan 3rd District<br>Engineering Office     | 179,447,000          | 179,447,000          |
| Isabela 1st District<br>Engineering Office     | 75,000,000           | 75,000,000           |
| Isabela 2nd District<br>Engineering Office     | 125,127,000          | 125,127,000          |
| Isabela 3rd District<br>Engineering Office     | 244,000,000          | 244,000,000          |
| Isabela 4th District<br>Engineering Office     | 217,000,000          | 217,000,000          |
| Nueva Vizcaya District<br>Engineering Office   | 69,800,000           | 69,800,000           |
| Quirino District<br>Engineering Office         | 160,000,000          | 160,000,000          |
| Region III - Central Luzon                     | <u>3,794,401,000</u> | <u>3,794,401,000</u> |
| Aurora District Engineering Office             | 423,000,000          | 423,000,000          |
| Bataan 1st District<br>Engineering Office      | 70,000,000           | 70,000,000           |
| Bataan 2nd District<br>Engineering Office      | 70,000,000           | 70,000,000           |
| Bulacan 1st District<br>Engineering Office     | 475,000,000          | 475,000,000          |
| Bulacan 2nd District<br>Engineering Office     | 531,000,000          | 531,000,000          |
| Nueva Ecija 1st District<br>Engineering Office | 520,700,000          | 520,700,000          |
| Nueva Ecija 2nd District<br>Engineering Office | 17,000,000           | 17,000,000           |
| Pampanga 1st District<br>Engineering Office    | 1,009,000,000        | 1,009,000,000        |
| Pampanga 2nd District<br>Engineering Office    | 15,000,000           | 15,000,000           |
| Pampanga 3rd District<br>Engineering Office    | 120,000,000          | 120,000,000          |

|   |                      |                      |
|---|----------------------|----------------------|
| Tarlac 2nd District<br>Engineering Office   | 103,492,000          | 103,492,000          |
| Tarlac District<br>Engineering Office       | 295,209,000          | 295,209,000          |
| Zambales 1st District<br>Engineering Office | 105,000,000          | 105,000,000          |
| Zambales 2nd District<br>Engineering Office | 40,000,000           | 40,000,000           |
| <b>Region IVA - CALABARZON</b>              | <b>3,462,602,000</b> | <b>3,462,602,000</b> |
| Batangas 1st District<br>Engineering Office | 17,000,000           | 17,000,000           |
| Batangas 2nd District<br>Engineering Office | 210,000,000          | 210,000,000          |
| Batangas 3rd District<br>Engineering Office | 35,000,000           | 35,000,000           |
| Batangas 4th District<br>Engineering Office | 100,000,000          | 100,000,000          |
| Cavite 2nd District Engineering Office      | 284,200,000          | 284,200,000          |
| Cavite District<br>Engineering Office       | 707,000,000          | 707,000,000          |
| Cavite Third District<br>Engineering Office | 439,852,000          | 439,852,000          |
| Laguna 1st District<br>Engineering Office   | 82,850,000           | 82,850,000           |
| Laguna 2nd District<br>Engineering Office   | 263,000,000          | 263,000,000          |
| Laguna 3rd District<br>Engineering Office   | 191,000,000          | 191,000,000          |
| Quezon 1st District<br>Engineering Office   | 62,000,000           | 62,000,000           |
| Quezon 2nd District<br>Engineering Office   | 127,700,000          | 127,700,000          |
| Quezon 3rd District<br>Engineering Office   | 239,000,000          | 239,000,000          |
| Quezon 4th District<br>Engineering Office   | 479,000,000          | 479,000,000          |
| Rizal 1st District<br>Engineering Office    | 165,000,000          | 165,000,000          |

|   |                             |                             |
|---|-----------------------------|-----------------------------|
| Rizal 2nd District<br>Engineering Office          | 60,000,000                  | 60,000,000                  |
| <b>Region IVB - MIMAROPA</b>                      | <b><u>2,583,135,000</u></b> | <b><u>2,583,135,000</u></b> |
| Marinduque District<br>Engineering Office         | 376,000,000                 | 376,000,000                 |
| Mindoro Occidental District<br>Engineering Office | 245,000,000                 | 245,000,000                 |
| Mindoro Oriental District<br>Engineering Office   | 347,223,000                 | 347,223,000                 |
| Palawan 1st District<br>Engineering Office        | 995,813,000                 | 995,813,000                 |
| Palawan 2nd District<br>Engineering Office        | 163,155,000                 | 163,155,000                 |
| Palawan 3rd District<br>Engineering Office        | 5,000,000                   | 5,000,000                   |
| Romblon District Engineering Office               | 337,000,000                 | 337,000,000                 |
| Southern Mindoro District<br>Engineering Office   | 113,944,000                 | 113,944,000                 |
| <b>Region V - Bicol</b>                           | <b><u>4,664,500,000</u></b> | <b><u>4,664,500,000</u></b> |
| Albay 1st District Engineering Office             | 130,000,000                 | 130,000,000                 |
| Albay 2nd District Engineering Office             | 937,500,000                 | 937,500,000                 |
| Albay 3rd District Engineering Office             | 545,000,000                 | 545,000,000                 |
| Camarines Norte District<br>Engineering Office    | 1,255,000,000               | 1,255,000,000               |
| Camarines Sur 2nd District<br>Engineering Office  | 636,000,000                 | 636,000,000                 |
| Camarines Sur 3rd District<br>Engineering Office  | 50,000,000                  | 50,000,000                  |
| Camarines Sur 4th District<br>Engineering Office  | 162,000,000                 | 162,000,000                 |
| Camarines Sur 5th District<br>Engineering Office  | 120,000,000                 | 120,000,000                 |
| Catanduanes District<br>Engineering Office        | 330,000,000                 | 330,000,000                 |
| Masbate 1st District<br>Engineering Office        | 110,000,000                 | 110,000,000                 |
| Masbate 2nd District<br>Engineering Office        | 14,000,000                  | 14,000,000                  |



|  |                      |                      |
|--|----------------------|----------------------|
| Sorsogon 2nd District<br>Engineering Office          | 335,000,000          | 335,000,000          |
| Sorsogon District<br>Engineering Office              | 40,000,000           | 40,000,000           |
| <b>Region VI - Western Visayas</b>                   | <b>843,243,000</b>   | <b>843,243,000</b>   |
| Aklan District Engineering Office                    | 35,000,000           | 35,000,000           |
| Antique District Engineering Office                  | 227,000,000          | 227,000,000          |
| Bacolod City District Engineering Office             | 115,000,000          | 115,000,000          |
| Guimaras District Engineering Office                 | 40,000,000           | 40,000,000           |
| Iloilo 1st District Engineering Office               | 50,000,000           | 50,000,000           |
| Iloilo 2nd District Engineering Office               | 49,929,000           | 49,929,000           |
| Iloilo 4th District Engineering Office               | 89,000,000           | 89,000,000           |
| Negros Occidental 1st<br>District Engineering Office | 49,000,000           | 49,000,000           |
| Negros Occidental 2nd<br>District Engineering Office | 113,314,000          | 113,314,000          |
| Negros Occidental 3rd<br>District Engineering Office | 75,000,000           | 75,000,000           |
| <b>Region VII - Central Visayas</b>                  | <b>2,108,529,000</b> | <b>2,108,529,000</b> |
| Bohol 1st District Engineering Office                | 365,000,000          | 365,000,000          |
| Bohol 2nd District Engineering Office                | 175,000,000          | 175,000,000          |
| Bohol 3rd District Engineering Office                | 750,000,000          | 750,000,000          |
| Cebu 2nd District Engineering Office                 | 20,000,000           | 20,000,000           |
| Cebu 3rd District Engineering Office                 | 40,000,000           | 40,000,000           |
| Cebu 4th District Engineering Office                 | 115,000,000          | 115,000,000          |
| Cebu 5th District Engineering Office                 | 30,000,000           | 30,000,000           |
| Cebu 6th District Engineering Office                 | 135,529,000          | 135,529,000          |
| Cebu 7th District Engineering Office                 | 100,000,000          | 100,000,000          |
| Cebu City District Engineering Office                | 55,000,000           | 55,000,000           |
| Negros Oriental 1st District<br>Engineering Office   | 205,000,000          | 205,000,000          |
| Negros Oriental 2nd District<br>Engineering Office   | 103,000,000          | 103,000,000          |

|  |                             |                             |
|--|-----------------------------|-----------------------------|
| Negros Oriental 3rd District<br>Engineering Office     | 15,000,000                  | 15,000,000                  |
| <b>Region VIII - Eastern Visayas</b>                   | <b><u>1,593,626,000</u></b> | <b><u>1,593,626,000</u></b> |
| Biliran District Engineering Office                    | 20,000,000                  | 20,000,000                  |
| Eastern Samar District<br>Engineering Office           | 400,000,000                 | 400,000,000                 |
| Leyte 1st District Engineering Office                  | 45,000,000                  | 45,000,000                  |
| Leyte 3rd District Engineering Office                  | 503,626,000                 | 503,626,000                 |
| Leyte 4th District Engineering Office                  | 130,000,000                 | 130,000,000                 |
| Leyte 5th District Engineering Office                  | 155,000,000                 | 155,000,000                 |
| Northern Samar 2nd District Engineering Office         | 65,000,000                  | 65,000,000                  |
| Samar 1st District Engineering Office                  | 20,000,000                  | 20,000,000                  |
| Samar 2nd District Engineering Office                  | 20,000,000                  | 20,000,000                  |
| Southern Leyte District<br>Engineering Office          | 145,000,000                 | 145,000,000                 |
| Tacloban City District<br>Engineering Office           | 90,000,000                  | 90,000,000                  |
| <b>Region IX - Zamboanga Peninsula</b>                 | <b><u>1,474,500,000</u></b> | <b><u>1,474,500,000</u></b> |
| Isabela City<br>District Engineering Office            | 40,000,000                  | 40,000,000                  |
| Zamboanga del Norte 1st<br>District Engineering Office | 100,000,000                 | 100,000,000                 |
| Zamboanga del Norte 2nd<br>District Engineering Office | 27,000,000                  | 27,000,000                  |
| Zamboanga del Sur 1st<br>District Engineering Office   | 912,500,000                 | 912,500,000                 |
| Zamboanga del Sur 2nd<br>District Engineering Office   | 365,000,000                 | 365,000,000                 |
| Zamboanga Sibugay 2nd<br>District Engineering Office   | 30,000,000                  | 30,000,000                  |
| <b>Region X - Northern Mindanao</b>                    | <b><u>1,658,000,000</u></b> | <b><u>1,658,000,000</u></b> |
| Bukidnon 1st District Engineering Office               | 240,000,000                 | 240,000,000                 |
| Bukidnon 2nd District Engineering Office               | 310,000,000                 | 310,000,000                 |
| Lanao del Norte 1st<br>District Engineering Office     | 70,000,000                  | 70,000,000                  |

|  |                      |                      |
|--|----------------------|----------------------|
| Lanao del Norte 2nd District Engineering Office    | 170,000,000          | 170,000,000          |
| Misamis Occidental 2nd District Engineering Office | 553,000,000          | 553,000,000          |
| Misamis Oriental 1st District Engineering Office   | 45,000,000           | 45,000,000           |
| Misamis Oriental 2nd District Engineering Office   | 270,000,000          | 270,000,000          |
| <b>Region XI - Davao</b>                           | <b>3,639,452,000</b> | <b>3,639,452,000</b> |
| Davao de Oro District Engineering Office           | 570,000,000          | 570,000,000          |
| Davao City District Engineering Office             | 1,053,000,000        | 1,053,000,000        |
| Davao City 2nd District Engineering Office         | 878,000,000          | 878,000,000          |
| Davao del Norte District Engineering Office        | 588,452,000          | 588,452,000          |
| Davao del Sur District Engineering Office          | 180,000,000          | 180,000,000          |
| Davao Occidental District Engineering Office       | 10,000,000           | 10,000,000           |
| Davao Oriental 1st District Engineering Office     | 190,000,000          | 190,000,000          |
| Davao Oriental 2nd District Engineering Office     | 170,000,000          | 170,000,000          |
| <b>Region XII - SOCCSKSARGEN</b>                   | <b>1,255,793,000</b> | <b>1,255,793,000</b> |
| Cotabato 1st District Engineering Office           | 380,000,000          | 380,000,000          |
| Cotabato 2nd District Engineering Office           | 415,000,000          | 415,000,000          |
| Cotabato 3rd District Engineering Office           | 100,000,000          | 100,000,000          |
| Sarangani District Engineering Office              | 317,000,000          | 317,000,000          |
| Sultan Kudarat 2nd District Engineering Office     | 43,793,000           | 43,793,000           |
| <b>Region XIII - Caraga</b>                        | <b>611,500,000</b>   | <b>611,500,000</b>   |
| Agusan del Norte District Engineering Office       | 100,000,000          | 100,000,000          |
| Agusan del Sur 1st District Engineering Office     | 50,000,000           | 50,000,000           |
| Agusan del Sur 2nd District Engineering Office     | 80,000,000           | 80,000,000           |

|  |                       |                       |
|--|-----------------------|-----------------------|
| Butuan City District Engineering Office  | 20,000,000            | 20,000,000            |
| Dinagat Islands District Engineering Office  | 159,500,000           | 159,500,000           |
| Surigao del Norte 1st District<br>Engineering Office (formerly Surigao del Norte<br>2nd District Engineering Office)   | 5,000,000             | 5,000,000             |
| Surigao del Norte 2nd District<br>Engineering Office   | 10,000,000            | 10,000,000            |
| Surigao del Sur 1st District<br>Engineering Office   | 187,000,000           | 187,000,000           |
| Sustainable Infrastructure Projects Alleviating Gaps (SIPAG)-<br>Access Roads and/or Bridges from the National Roads<br>connecting to Indigenous People (IP) Communities | <u>299,000,000</u>    | <u>299,000,000</u>    |
| Sustainable Infrastructure Projects Alleviating Gaps (SIPAG)-<br>Access Roads and/or Bridges from the National Roads<br>connecting to Indigenous People (IP) Communities | <u>299,000,000</u>    | <u>299,000,000</u>    |
| Cordillera Administrative Region (CAR)   | <u>123,000,000</u>    | <u>123,000,000</u>    |
| Abra District Engineering Office   | 93,000,000            | 93,000,000            |
| Lower Kalinga District Engineering Office  | 30,000,000            | 30,000,000            |
| Region II - Cagayan Valley   | <u>130,000,000</u>    | <u>130,000,000</u>    |
| Isabela 2nd District<br>Engineering Office   | 55,000,000            | 55,000,000            |
| Isabela 3rd District<br>Engineering Office   | 75,000,000            | 75,000,000            |
| Region IVB - MIMAROPA  | <u>16,000,000</u>     | <u>16,000,000</u>     |
| Mindoro Occidental District<br>Engineering Office  | 16,000,000            | 16,000,000            |
| Region XI - Davao  | <u>30,000,000</u>     | <u>30,000,000</u>     |
| Davao del Sur District<br>Engineering Office   | 30,000,000            | 30,000,000            |
| Sustainable Infrastructure Projects Alleviating Gaps (SIPAG)-<br>Interjurisdictional Roads and/or Bridges (or roads that<br>traverse multiple LGU jurisdictions)         | <u>16,109,000,000</u> | <u>16,109,000,000</u> |
| Sustainable Infrastructure Projects Alleviating Gaps (SIPAG)-<br>Interjurisdictional Roads and/or Bridges (or roads that<br>traverse multiple LGU jurisdictions)         | <u>16,109,000,000</u> | <u>16,109,000,000</u> |
| National Capital Region (NCR)  | <u>15,028,000,000</u> | <u>15,028,000,000</u> |
| Central Office   | 15,028,000,000        | 15,028,000,000        |

|   |                      |                      |
|---|----------------------|----------------------|
| <b>Cordillera Administrative Region (CAR)</b>   | <b>155,000,000</b>   | <b>155,000,000</b>   |
| Abra District Engineering Office  | 150,000,000          | 150,000,000          |
| Mountain Province First District Engineering Office   | 5,000,000            | 5,000,000            |
| <b>Region II - Cagayan Valley</b>   | <b>100,000,000</b>   | <b>100,000,000</b>   |
| Isabela 1st District Engineering Office   | 100,000,000          | 100,000,000          |
| <b>Region III - Central Luzon</b>   | <b>530,000,000</b>   | <b>530,000,000</b>   |
| Pampanga 1st District Engineering Office  | 130,000,000          | 130,000,000          |
| Tarlac District Engineering Office  | 400,000,000          | 400,000,000          |
| <b>Region IVA - CALABARZON</b>  | <b>100,000,000</b>   | <b>100,000,000</b>   |
| Rizal 2nd District Engineering Office   | 100,000,000          | 100,000,000          |
| <b>Region VI - Western Visayas</b>  | <b>105,000,000</b>   | <b>105,000,000</b>   |
| Antique District Engineering Office   | 10,000,000           | 10,000,000           |
| Capiz 1st Engineering Office  | 35,000,000           | 35,000,000           |
| Capiz 2nd Engineering Office  | 50,000,000           | 50,000,000           |
| Negros Occidental 3rd Engineering Office  | 10,000,000           | 10,000,000           |
| <b>Region VII - Central Visayas</b>   | <b>30,000,000</b>    | <b>30,000,000</b>    |
| Siquijor District Engineering Office  | 30,000,000           | 30,000,000           |
| <b>Region X - Northern Mindanao</b>   | <b>35,000,000</b>    | <b>35,000,000</b>    |
| Misamis Occidental District Engineering Office  | 35,000,000           | 35,000,000           |
| <b>Region XI - Davao</b>  | <b>26,000,000</b>    | <b>26,000,000</b>    |
| Davao del Norte District Engineering Office   | 26,000,000           | 26,000,000           |
| <b>Sustainable Infrastructure Projects Alleviating Gaps (SIPAG)-<br/>Coastal Roads/Causeway for environmental<br/>protection/conservation</b> | <b>5,308,278,000</b> | <b>5,308,278,000</b> |
| <b>Sustainable Infrastructure Projects Alleviating Gaps (SIPAG)-<br/>Coastal Roads/Causeway for environmental<br/>protection/conservation</b> | <b>5,308,278,000</b> | <b>5,308,278,000</b> |
| <b>National Capital Region (NCR)</b>  | <b>4,685,291,000</b> | <b>4,685,291,000</b> |
| Central Office  | 4,685,291,000        | 4,685,291,000        |

|  |                |                |
|--|----------------|----------------|
| Region I - Ilocos  | 50,000,000     | 50,000,000     |
| Ilocos Sur 2nd District<br>Engineering Office  | 20,000,000     | 20,000,000     |
| La Union 2nd District<br>Engineering Office  | 30,000,000     | 30,000,000     |
| Region IVB - MIMAROPA  | 37,000,000     | 37,000,000     |
| Romblon District<br>Engineering Office   | 37,000,000     | 37,000,000     |
| Region V - Bicol   | 155,000,000    | 155,000,000    |
| Catanduanes District Engineering Office  | 50,000,000     | 50,000,000     |
| Masbate 1st District Engineering Office  | 20,000,000     | 20,000,000     |
| Sorsogon 2nd District Engineering Office   | 35,000,000     | 35,000,000     |
| Sorsogon District Engineering Office   | 50,000,000     | 50,000,000     |
| Region VII - Central Visayas   | 132,987,000    | 132,987,000    |
| Bohol 3rd District Engineering Office  | 35,000,000     | 35,000,000     |
| Cebu 6th Engineering Office  | 97,987,000     | 97,987,000     |
| Region IX - Zamboanga Peninsula  | 50,000,000     | 50,000,000     |
| Zamboanga Sibugay 2nd District<br>Engineering Office   | 50,000,000     | 50,000,000     |
| Region X - Northern Mindanao   | 100,000,000    | 100,000,000    |
| Lanao Del Norte 2nd District<br>Engineering Office   | 100,000,000    | 100,000,000    |
| Region XI - Davao  | 40,000,000     | 40,000,000     |
| Davao Oriental 2nd District<br>Engineering Office  | 40,000,000     | 40,000,000     |
| Region XIII - Caraga   | 58,000,000     | 58,000,000     |
| Surigao del Norte 2nd District<br>Engineering Office   | 50,000,000     | 50,000,000     |
| Surigao del Sur 1st District<br>Engineering Office   | 8,000,000      | 8,000,000      |
| Sustainable Infrastructure Projects Alleviating Gaps (SIPAG)-<br>Flood Mitigation Structures protecting Public<br>Infrastructures/Facilities | 62,931,219,000 | 62,931,219,000 |
| Sustainable Infrastructure Projects Alleviating Gaps (SIPAG)-<br>Flood Mitigation Structures protecting Public<br>Infrastructures/Facilities | 62,931,219,000 | 62,931,219,000 |

|  |                       |                       |
|--|-----------------------|-----------------------|
| <b>National Capital Region (NCR)</b>             | <b>36,772,076,000</b> | <b>36,772,076,000</b> |
| Central Office                                   | 35,044,234,000        | 35,044,234,000        |
| Las Piñas-Muntinlupa District Engineering Office | 210,000,000           | 210,000,000           |
| Malabon-Navotas District Engineering Office      | 414,000,000           | 414,000,000           |
| Metro Manila 1st District Engineering Office     | 250,000,000           | 250,000,000           |
| Metro Manila 2nd District Engineering Office     | 159,000,000           | 159,000,000           |
| Metro Manila 3rd District Engineering Office     | 297,000,000           | 297,000,000           |
| North Manila District Engineering Office         | 100,000,000           | 100,000,000           |
| Quezon City 1st District Engineering Office      | 297,842,000           | 297,842,000           |
| <b>Region I - Ilocos</b>                         | <b>1,683,200,000</b>  | <b>1,683,200,000</b>  |
| Ilocos Norte 1st District Engineering Office     | 300,000,000           | 300,000,000           |
| Ilocos Norte 2nd District Engineering Office     | 50,000,000            | 50,000,000            |
| Ilocos Sur 1st District Engineering Office       | 130,000,000           | 130,000,000           |
| Ilocos Sur 2nd District Engineering Office       | 145,000,000           | 145,000,000           |
| La Union 2nd District Engineering Office         | 350,700,000           | 350,700,000           |
| Pangasinan 1st District Engineering Office       | 55,000,000            | 55,000,000            |
| Pangasinan 2nd District Engineering Office       | 277,500,000           | 277,500,000           |
| Pangasinan 3rd District Engineering Office       | 375,000,000           | 375,000,000           |
| <b>Cordillera Administrative Region (CAR)</b>    | <b>1,336,500,000</b>  | <b>1,336,500,000</b>  |
| Abra District Engineering Office                 | 1,022,000,000         | 1,022,000,000         |
| Apayao 1st District Engineering Office           | 50,000,000            | 50,000,000            |
| Benguet 1st District Engineering Office          | 87,500,000            | 87,500,000            |
| Benguet 2nd District Engineering Office          | 122,000,000           | 122,000,000           |

|   |                      |                      |
|---|----------------------|----------------------|
| Ifugao 2nd District Engineering Office              | 50,000,000           | 50,000,000           |
| Mountain Province First District Engineering Office | 5,000,000            | 5,000,000            |
| Region II - Cagayan Valley                          | <u>1,706,995,000</u> | <u>1,706,995,000</u> |
| Cagayan 1st District Engineering Office             | 72,995,000           | 72,995,000           |
| Cagayan 2nd District Engineering Office             | 285,000,000          | 285,000,000          |
| Cagayan 3rd District Engineering Office             | 7,000,000            | 7,000,000            |
| Isabela 1st District Engineering Office             | 154,000,000          | 154,000,000          |
| Isabela 2nd District Engineering Office             | 215,000,000          | 215,000,000          |
| Isabela 3rd District Engineering Office             | 435,000,000          | 435,000,000          |
| Isabela 4th District Engineering Office             | 488,000,000          | 488,000,000          |
| Nueva Vizcaya District Engineering Office           | 50,000,000           | 50,000,000           |
| Region III - Central Luzon                          | <u>5,755,366,000</u> | <u>5,755,366,000</u> |
| Aurora District Engineering Office                  | 628,000,000          | 628,000,000          |
| Bataan 1st District Engineering Office              | 160,000,000          | 160,000,000          |
| Bataan 2nd District Engineering Office              | 85,250,000           | 85,250,000           |
| Bulacan 1st District Engineering Office             | 2,411,116,000        | 2,411,116,000        |
| Bulacan 2nd District Engineering Office             | 457,000,000          | 457,000,000          |
| Nueva Ecija 1st District Engineering Office         | 171,000,000          | 171,000,000          |
| Nueva Ecija 2nd District Engineering Office         | 50,000,000           | 50,000,000           |
| Pampanga 1st District Engineering Office            | 515,000,000          | 515,000,000          |
| Pampanga 2nd District Engineering Office            | 165,000,000          | 165,000,000          |
| Pampanga 3rd District Engineering Office            | 473,000,000          | 473,000,000          |
| Tarlac 2nd District Engineering Office              | 170,000,000          | 170,000,000          |
| Tarlac District Engineering Office                  | 270,000,000          | 270,000,000          |



|   |                      |                      |
|---|----------------------|----------------------|
| Zambales 1st District<br>Engineering Office       | 150,000,000          | 150,000,000          |
| Zambales 2nd District<br>Engineering Office       | 50,000,000           | 50,000,000           |
| <b>Region IVA - CALABARZON</b>                    | <b>1,778,985,000</b> | <b>1,778,985,000</b> |
| Batangas 1st District<br>Engineering Office       | 150,000,000          | 150,000,000          |
| Batangas 2nd District<br>Engineering Office       | 300,000,000          | 300,000,000          |
| Cavite 2nd District Engineering Office            | 109,985,000          | 109,985,000          |
| Cavite District<br>Engineering Office             | 67,000,000           | 67,000,000           |
| Cavite Third District<br>Engineering Office       | 287,000,000          | 287,000,000          |
| Laguna 2nd District<br>Engineering Office         | 285,000,000          | 285,000,000          |
| Quezon 2nd District<br>Engineering Office         | 230,000,000          | 230,000,000          |
| Quezon 3rd District<br>Engineering Office         | 80,000,000           | 80,000,000           |
| Quezon 4th District<br>Engineering Office         | 50,000,000           | 50,000,000           |
| Rizal 1st District<br>Engineering Office          | 180,000,000          | 180,000,000          |
| Rizal 2nd District<br>Engineering Office          | 40,000,000           | 40,000,000           |
| <b>Region IVB - MIMAROPA</b>                      | <b>1,256,000,000</b> | <b>1,256,000,000</b> |
| Marinduque District<br>Engineering Office         | 228,000,000          | 228,000,000          |
| Mindoro Occidental District<br>Engineering Office | 20,000,000           | 20,000,000           |
| Mindoro Oriental District<br>Engineering Office   | 367,000,000          | 367,000,000          |
| Palawan 2nd District Engineering Office           | 30,000,000           | 30,000,000           |
| Romblon District Engineering Office               | 291,000,000          | 291,000,000          |
| Southern Mindoro District<br>Engineering Office   | 320,000,000          | 320,000,000          |

|   |                             |                             |
|---|-----------------------------|-----------------------------|
| <b>Region V - Bicol</b>                           | <b><u>5,996,000,000</u></b> | <b><u>5,996,000,000</u></b> |
| Albay 1st District Engineering Office             | 642,000,000                 | 642,000,000                 |
| Albay 2nd District Engineering Office             | 845,000,000                 | 845,000,000                 |
| Albay 3rd District Engineering Office             | 1,180,000,000               | 1,180,000,000               |
| Camarines Norte District Engineering Office       | 1,234,000,000               | 1,234,000,000               |
| Camarines Sur 4th District Engineering Office     | 470,000,000                 | 470,000,000                 |
| Camarines Sur 5th District Engineering Office     | 370,000,000                 | 370,000,000                 |
| Catanduanes District Engineering Office           | 560,000,000                 | 560,000,000                 |
| Masbate 1st District Engineering Office           | 205,000,000                 | 205,000,000                 |
| Masbate 3rd District Engineering Office           | 50,000,000                  | 50,000,000                  |
| Sorsogon District Engineering Office              | 130,000,000                 | 130,000,000                 |
| Sorsogon 2nd District Engineering Office          | 310,000,000                 | 310,000,000                 |
| <b>Region VI - Western Visayas</b>                | <b><u>726,463,000</u></b>   | <b><u>726,463,000</u></b>   |
| Antique District Engineering Office               | 100,000,000                 | 100,000,000                 |
| Capiz 1st District Engineering Office             | 30,000,000                  | 30,000,000                  |
| Iloilo 1st District Engineering Office            | 90,000,000                  | 90,000,000                  |
| Iloilo 4th District Engineering Office            | 35,000,000                  | 35,000,000                  |
| Iloilo City District Engineering Office           | 85,000,000                  | 85,000,000                  |
| Negros Occidental 1st District Engineering Office | 185,000,000                 | 185,000,000                 |
| Negros Occidental 2nd District Engineering Office | 51,463,000                  | 51,463,000                  |
| Negros Occidental 3rd District Engineering Office | 50,000,000                  | 50,000,000                  |
| Negros Occidental 4th District Engineering Office | 100,000,000                 | 100,000,000                 |
| <b>Region VII - Central Visayas</b>               | <b><u>1,577,000,000</u></b> | <b><u>1,577,000,000</u></b> |
| Bohol 2nd District Engineering Office             | 185,000,000                 | 185,000,000                 |

|  |                    |                    |
|--|--------------------|--------------------|
| Bohol 3rd District Engineering Office                | 174,000,000        | 174,000,000        |
| Cebu 3rd District Engineering Office                 | 265,000,000        | 265,000,000        |
| Cebu 7th District Engineering Office                 | 528,000,000        | 528,000,000        |
| Cebu City District Engineering Office                | 25,000,000         | 25,000,000         |
| Negros Oriental 2nd District<br>Engineering Office   | 50,000,000         | 50,000,000         |
| Negros Oriental 3rd District<br>Engineering Office   | 300,000,000        | 300,000,000        |
| Siquijor District<br>Engineering Office              | 50,000,000         | 50,000,000         |
| <b>Region VIII - Eastern Visayas</b>                 | <b>869,000,000</b> | <b>869,000,000</b> |
| Biliran District Engineering Office                  | 150,000,000        | 150,000,000        |
| Leyte 3rd District Engineering Office                | 50,000,000         | 50,000,000         |
| Leyte 4th District Engineering Office                | 150,000,000        | 150,000,000        |
| Leyte 5th District Engineering Office                | 100,000,000        | 100,000,000        |
| Northern Samar 2nd District<br>Engineering Office    | 100,000,000        | 100,000,000        |
| Samar 1st District Engineering Office                | 230,000,000        | 230,000,000        |
| Southern Leyte District<br>Engineering Office        | 74,000,000         | 74,000,000         |
| Tacloban City District<br>Engineering Office         | 15,000,000         | 15,000,000         |
| <b>Region IX - Zamboanga Peninsula</b>               | <b>145,500,000</b> | <b>145,500,000</b> |
| Zamboanga City<br>District Engineering Office        | 20,000,000         | 20,000,000         |
| Zamboanga del Sur 1st<br>District Engineering Office | 27,500,000         | 27,500,000         |
| Zamboanga del Sur 2nd<br>District Engineering Office | 50,000,000         | 50,000,000         |
| Zamboanga Sibugay 2nd<br>District Engineering Office | 48,000,000         | 48,000,000         |
| <b>Region X - Northern Mindanao</b>                  | <b>610,000,000</b> | <b>610,000,000</b> |
| Bukidnon 1st District Engineering Office             | 25,000,000         | 25,000,000         |
| Bukidnon 2nd District Engineering Office             | 160,000,000        | 160,000,000        |
| Camiguin District Engineering Office                 | 5,000,000          | 5,000,000          |

|   |                       |                       |
|---|-----------------------|-----------------------|
| Lanao del Norte 2nd District Engineering Office   | 265,000,000           | 265,000,000           |
| Misamis Occidental 2nd District Engineering Office  | 65,000,000            | 65,000,000            |
| Misamis Oriental 1st District Engineering Office  | 90,000,000            | 90,000,000            |
| <b>Region XI - Davao</b>  | <b>802,000,000</b>    | <b>802,000,000</b>    |
| Davao de Oro District Engineering Office  | 90,000,000            | 90,000,000            |
| Davao City 2nd District Engineering Office  | 30,000,000            | 30,000,000            |
| Davao City District Engineering Office  | 372,000,000           | 372,000,000           |
| Davao del Norte District Engineering Office   | 170,000,000           | 170,000,000           |
| Davao del Sur District Engineering Office   | 50,000,000            | 50,000,000            |
| Davao Occidental District Engineering Office  | 30,000,000            | 30,000,000            |
| Davao Oriental 2nd District Engineering Office  | 60,000,000            | 60,000,000            |
| <b>Region XII - SOCCSKSARGEN</b>  | <b>870,000,000</b>    | <b>870,000,000</b>    |
| Cotabato 1st District Engineering Office  | 40,000,000            | 40,000,000            |
| South Cotabato 1st District Engineering Office  | 50,000,000            | 50,000,000            |
| South Cotabato 2nd District Engineering Office  | 555,000,000           | 555,000,000           |
| Sultan Kudarat 1st District Engineering Office  | 225,000,000           | 225,000,000           |
| <b>Region XIII - Caraga</b>   | <b>1,046,134,000</b>  | <b>1,046,134,000</b>  |
| Surigao del Norte 2nd District Engineering Office   | 940,000,000           | 940,000,000           |
| Surigao del Sur 1st District Engineering Office   | 106,134,000           | 106,134,000           |
| <b>Sustainable Infrastructure Projects Alleviating Gaps (SIPAG)-<br/>Multi-Purpose Buildings/ Facilities to support<br/>Social Services</b> | <b>21,949,750,000</b> | <b>21,949,750,000</b> |

**Sustainable Infrastructure Projects Alleviating Gaps (SIPAG)-  
Multi-Purpose Buildings/ Facilities to support  
Social Services**

|   |                       |                       |
|---|-----------------------|-----------------------|
|   | <b>21,949,750,000</b> | <b>21,949,750,000</b> |
| <b>National Capital Region (NCR)</b>                | <b>13,542,839,000</b> | <b>13,542,839,000</b> |
| Central Office                                      | 9,558,729,000         | 9,558,729,000         |
| Las Piñas-Muntinlupa<br>District Engineering Office | 187,000,000           | 187,000,000           |
| Malabon-Navotas District<br>Engineering Office      | 310,105,000           | 310,105,000           |
| Metro Manila 1st District<br>Engineering Office     | 1,588,342,000         | 1,588,342,000         |
| Metro Manila 2nd District<br>Engineering Office     | 188,796,000           | 188,796,000           |
| Metro Manila 3rd District<br>Engineering Office     | 218,500,000           | 218,500,000           |
| North Manila District<br>Engineering Office         | 96,000,000            | 96,000,000            |
| Quezon City 1st District<br>Engineering Office      | 763,350,000           | 763,350,000           |
| Quezon City 2nd District<br>Engineering Office      | 541,017,000           | 541,017,000           |
| South Manila District<br>Engineering Office         | 91,000,000            | 91,000,000            |
| <b>Region I - Ilocos</b>                            | <b>353,091,000</b>    | <b>353,091,000</b>    |
| Ilocos Norte 1st District<br>Engineering Office     | 5,000,000             | 5,000,000             |
| Ilocos Norte 2nd District<br>Engineering Office     | 30,000,000            | 30,000,000            |
| Ilocos Sur 2nd District<br>Engineering Office       | 119,091,000           | 119,091,000           |
| La Union 1st District<br>Engineering Office         | 10,000,000            | 10,000,000            |
| Pangasinan 2nd District<br>Engineering Office       | 37,000,000            | 37,000,000            |
| Pangasinan 3rd District<br>Engineering Office       | 135,000,000           | 135,000,000           |
| Pangasinan 4th District<br>Engineering Office       | 17,000,000            | 17,000,000            |

|   |                      |                      |
|---|----------------------|----------------------|
| <b>Cordillera Administrative Region (CAR)</b>       | <b>880,903,000</b>   | <b>880,903,000</b>   |
| Abra District Engineering Office                    | 280,000,000          | 280,000,000          |
| Apayao 1st District Engineering Office              | 3,903,000            | 3,903,000            |
| Baguio City District Engineering Office             | 55,000,000           | 55,000,000           |
| Benguet 1st District Engineering Office             | 283,000,000          | 283,000,000          |
| Benguet 2nd District Engineering Office             | 239,000,000          | 239,000,000          |
| Lower Kalinga District Engineering Office           | 5,000,000            | 5,000,000            |
| Mountain Province First District Engineering Office | 15,000,000           | 15,000,000           |
| <b>Region II - Cagayan Valley</b>                   | <b>435,000,000</b>   | <b>435,000,000</b>   |
| Batanes District Engineering Office                 | 30,000,000           | 30,000,000           |
| Cagayan 1st District Engineering Office             | 54,000,000           | 54,000,000           |
| Cagayan 2nd District Engineering Office             | 10,000,000           | 10,000,000           |
| Cagayan 3rd District Engineering Office             | 59,000,000           | 59,000,000           |
| Isabela 3rd District Engineering Office             | 51,000,000           | 51,000,000           |
| Isabela 4th District Engineering Office             | 10,000,000           | 10,000,000           |
| Nueva Vizcaya 2nd District Engineering Office       | 8,000,000            | 8,000,000            |
| Nueva Vizcaya District Engineering Office           | 82,000,000           | 82,000,000           |
| Quirino District Engineering Office                 | 131,000,000          | 131,000,000          |
| <b>Region III - Central Luzon</b>                   | <b>1,236,058,000</b> | <b>1,236,058,000</b> |
| Aurora District Engineering Office                  | 335,000,000          | 335,000,000          |
| Bataan 1st District Engineering Office              | 5,000,000            | 5,000,000            |
| Bataan 2nd District Engineering Office              | 60,000,000           | 60,000,000           |
| Bulacan 1st District Engineering Office             | 152,717,000          | 152,717,000          |

|  |                      |                      |
|--|----------------------|----------------------|
| Bulacan 2nd District<br>Engineering Office     | 100,000,000          | 100,000,000          |
| Nueva Ecija 1st District<br>Engineering Office | 61,341,000           | 61,341,000           |
| Nueva Ecija 2nd District<br>Engineering Office | 17,000,000           | 17,000,000           |
| Pampanga 1st District<br>Engineering Office    | 211,000,000          | 211,000,000          |
| Pampanga 2nd District<br>Engineering Office    | 30,000,000           | 30,000,000           |
| Pampanga 3rd District<br>Engineering Office    | 10,000,000           | 10,000,000           |
| Tarlac District<br>Engineering Office          | 139,000,000          | 139,000,000          |
| Zambales 1st District<br>Engineering Office    | 90,000,000           | 90,000,000           |
| Zambales 2nd District<br>Engineering Office    | 25,000,000           | 25,000,000           |
| <b>Region IVA - CALABARZON</b>                 | <b>1,130,700,000</b> | <b>1,130,700,000</b> |
| Batangas 1st District<br>Engineering Office    | 60,000,000           | 60,000,000           |
| Batangas 3rd District<br>Engineering Office    | 20,000,000           | 20,000,000           |
| Batangas 4th District<br>Engineering Office    | 65,000,000           | 65,000,000           |
| Cavite District Engineering Office             | 155,500,000          | 155,500,000          |
| Cavite Third District<br>Engineering Office    | 20,000,000           | 20,000,000           |
| Laguna 1st District<br>Engineering Office      | 52,200,000           | 52,200,000           |
| Laguna 2nd District<br>Engineering Office      | 160,000,000          | 160,000,000          |
| Laguna 3rd District<br>Engineering Office      | 34,000,000           | 34,000,000           |
| Quezon 1st District<br>Engineering Office      | 196,000,000          | 196,000,000          |
| Quezon 2nd District<br>Engineering Office      | 40,000,000           | 40,000,000           |
| Quezon 3rd District<br>Engineering Office      | 258,000,000          | 258,000,000          |

|   |                    |                    |
|---|--------------------|--------------------|
| Quezon 4th District<br>Engineering Office         | 58,000,000         | 58,000,000         |
| Rizal 1st District<br>Engineering Office          | 12,000,000         | 12,000,000         |
| Region IVB - MIMAROPA                             | <u>681,000,000</u> | <u>681,000,000</u> |
| Marinduque District<br>Engineering Office         | 220,000,000        | 220,000,000        |
| Mindoro Occidental District<br>Engineering Office | 12,000,000         | 12,000,000         |
| Mindoro Oriental District<br>Engineering Office   | 281,000,000        | 281,000,000        |
| Palawan 1st District<br>Engineering Office        | 100,000,000        | 100,000,000        |
| Palawan 2nd District<br>Engineering Office        | 10,000,000         | 10,000,000         |
| Palawan 3rd District<br>Engineering Office        | 12,000,000         | 12,000,000         |
| Romblon District Engineering Office               | 15,000,000         | 15,000,000         |
| Southern Mindoro District<br>Engineering Office   | 31,000,000         | 31,000,000         |
| Region V - Bicol                                  | <u>665,776,000</u> | <u>665,776,000</u> |
| Albay 1st District Engineering Office             | 118,311,000        | 118,311,000        |
| Albay 2nd District Engineering Office             | 290,500,000        | 290,500,000        |
| Camarines Norte District<br>Engineering Office    | 50,000,000         | 50,000,000         |
| Camarines Sur 2nd District<br>Engineering Office  | 5,000,000          | 5,000,000          |
| Camarines Sur 3rd District<br>Engineering Office  | 25,000,000         | 25,000,000         |
| Camarines Sur 4th District<br>Engineering Office  | 25,000,000         | 25,000,000         |
| Catanduanes District<br>Engineering Office        | 29,000,000         | 29,000,000         |
| Masbate 1st District<br>Engineering Office        | 42,965,000         | 42,965,000         |
| Sorsogon District<br>Engineering Office           | 80,000,000         | 80,000,000         |



|   |                    |                    |
|---|--------------------|--------------------|
| <b>Region VI - Western Visayas</b>                | <b>380,000,000</b> | <b>380,000,000</b> |
| Aklan District Engineering Office                 | 5,000,000          | 5,000,000          |
| Antique District Engineering Office               | 3,000,000          | 3,000,000          |
| Bacolod City District Engineering Office          | 78,000,000         | 78,000,000         |
| Guimaras District Engineering Office              | 5,000,000          | 5,000,000          |
| Iloilo 1st District Engineering Office            | 5,000,000          | 5,000,000          |
| Iloilo 2nd District Engineering Office            | 10,000,000         | 10,000,000         |
| Iloilo 3rd District Engineering Office            | 135,000,000        | 135,000,000        |
| Iloilo 4th District Engineering Office            | 5,000,000          | 5,000,000          |
| Iloilo City District Engineering Office           | 30,000,000         | 30,000,000         |
| Negros Occidental 1st District Engineering Office | 102,000,000        | 102,000,000        |
| Negros Occidental 3rd District Engineering Office | 2,000,000          | 2,000,000          |
| <b>Region VII - Central Visayas</b>               | <b>463,830,000</b> | <b>463,830,000</b> |
| Bohol 1st District Engineering Office             | 88,830,000         | 88,830,000         |
| Bohol 2nd District Engineering Office             | 45,000,000         | 45,000,000         |
| Bohol 3rd District Engineering Office             | 214,000,000        | 214,000,000        |
| Cebu 4th District Engineering Office              | 7,000,000          | 7,000,000          |
| Cebu 5th District Engineering Office              | 27,000,000         | 27,000,000         |
| Cebu City District Engineering Office             | 5,000,000          | 5,000,000          |
| Negros Oriental 2nd District Engineering Office   | 2,000,000          | 2,000,000          |
| Negros Oriental 3rd District Engineering Office   | 75,000,000         | 75,000,000         |
| <b>Region VIII - Eastern Visayas</b>              | <b>445,000,000</b> | <b>445,000,000</b> |
| Biliran District Engineering Office               | 72,000,000         | 72,000,000         |
| Leyte 3rd District Engineering Office             | 50,000,000         | 50,000,000         |
| Leyte 4th District Engineering Office             | 107,000,000        | 107,000,000        |
| Leyte 5th District Engineering Office             | 103,000,000        | 103,000,000        |
| Northern Samar 1st District Engineering Office    | 10,000,000         | 10,000,000         |

|  |                    |                    |
|--|--------------------|--------------------|
| Northern Samar 2nd District<br>Engineering Office      | 38,000,000         | 38,000,000         |
| Samar 1st District Engineering Office                  | 20,000,000         | 20,000,000         |
| Southern Leyte District<br>Engineering Office          | 45,000,000         | 45,000,000         |
| <b>Region IX - Zamboanga Peninsula</b>                 | <b>153,000,000</b> | <b>153,000,000</b> |
| Isabela City District Engineering Office               | 10,000,000         | 10,000,000         |
| Zamboanga City District Engineering Office             | 30,000,000         | 30,000,000         |
| Zamboanga del Norte 1st<br>District Engineering Office | 50,000,000         | 50,000,000         |
| Zamboanga del Norte 2nd<br>District Engineering Office | 10,000,000         | 10,000,000         |
| Zamboanga del Sur 1st<br>District Engineering Office   | 44,000,000         | 44,000,000         |
| Zamboanga Sibugay 2nd<br>District Engineering Office   | 9,000,000          | 9,000,000          |
| <b>Region X - Northern Mindanao</b>                    | <b>572,553,000</b> | <b>572,553,000</b> |
| Bukidnon 1st District Engineering Office               | 76,500,000         | 76,500,000         |
| Bukidnon 2nd District Engineering Office               | 135,000,000        | 135,000,000        |
| Camiguin District Engineering Office                   | 5,000,000          | 5,000,000          |
| Lanao del Norte 1st<br>District Engineering Office     | 25,000,000         | 25,000,000         |
| Lanao del Norte 2nd<br>District Engineering Office     | 3,000,000          | 3,000,000          |
| Misamis Occidental 2nd<br>District Engineering Office  | 144,053,000        | 144,053,000        |
| Misamis Occidental District<br>Engineering Office      | 52,000,000         | 52,000,000         |
| Misamis Oriental 2nd District<br>Engineering Office    | 132,000,000        | 132,000,000        |
| <b>Region XI - Davao</b>                               | <b>815,000,000</b> | <b>815,000,000</b> |
| Davao de Oro District<br>Engineering Office            | 110,000,000        | 110,000,000        |
| Davao City District<br>Engineering Office              | 449,000,000        | 449,000,000        |
| Davao City 2nd District<br>Engineering Office          | 130,000,000        | 130,000,000        |

|   |                       |                       |
|---|-----------------------|-----------------------|
| Davao del Norte District<br>Engineering Office  | 20,000,000            | 20,000,000            |
| Davao del Sur District<br>Engineering Office  | 46,000,000            | 46,000,000            |
| Davao Oriental 2nd District<br>Engineering Office   | 60,000,000            | 60,000,000            |
| <b>Region XII - SOCCSKSARGEN</b>  | <b>49,000,000</b>     | <b>49,000,000</b>     |
| Cotabato 1st District<br>Engineering Office   | 2,000,000             | 2,000,000             |
| Cotabato 2nd District<br>Engineering Office   | 15,000,000            | 15,000,000            |
| Sarangani District<br>Engineering Office  | 2,000,000             | 2,000,000             |
| South Cotabato 1st District<br>Engineering Office   | 30,000,000            | 30,000,000            |
| <b>Region XIII - Caraga</b>   | <b>146,000,000</b>    | <b>146,000,000</b>    |
| Agusan del Sur 1st District<br>Engineering Office   | 5,000,000             | 5,000,000             |
| Dinagat Islands District<br>Engineering Office  | 20,000,000            | 20,000,000            |
| Surigao del Norte 1st District<br>Engineering Office (formerly Surigao del Norte<br>2nd District Engineering Office)  | 77,000,000            | 77,000,000            |
| Surigao del Norte 2nd District<br>Engineering Office  | 5,000,000             | 5,000,000             |
| Surigao del Sur 1st District<br>Engineering Office  | 17,000,000            | 17,000,000            |
| Surigao del Sur 2nd District<br>Engineering Office  | 22,000,000            | 22,000,000            |
| <b>Basic Infrastructure Program (BIP) -<br/>Access Roads and/or Bridges from the National Road/s<br/>leading to Major/Strategic Public Buildings/Facilities</b> | <b>25,573,770,000</b> | <b>25,573,770,000</b> |
| <b>Basic Infrastructure Program (BIP) -<br/>Access Roads and/or Bridges from the National Road/s<br/>leading to Major/Strategic Public Buildings/Facilities</b> | <b>25,573,770,000</b> | <b>25,573,770,000</b> |
| <b>National Capital Region (NCR)</b>  | <b>6,318,500,000</b>  | <b>6,318,500,000</b>  |
| Central Office  | 4,956,250,000         | 4,956,250,000         |
| Las Piñas-Muntinlupa<br>District Engineering Office   | 100,000,000           | 100,000,000           |

|   |                      |                      |
|---|----------------------|----------------------|
| Malabon-Navotas District<br>Engineering Office  | 51,000,000           | 51,000,000           |
| Metro Manila 1st District<br>Engineering Office | 426,000,000          | 426,000,000          |
| Metro Manila 3rd District<br>Engineering Office | 95,000,000           | 95,000,000           |
| North Manila District<br>Engineering Office     | 170,000,000          | 170,000,000          |
| Quezon City 1st District<br>Engineering Office  | 184,750,000          | 184,750,000          |
| Quezon City 2nd District<br>Engineering Office  | 45,000,000           | 45,000,000           |
| South Manila District<br>Engineering Office     | 290,500,000          | 290,500,000          |
| Region I - Ilocos                               | <u>1,905,000,000</u> | <u>1,905,000,000</u> |
| Ilocos Norte 1st District<br>Engineering Office | 95,000,000           | 95,000,000           |
| Ilocos Norte 2nd District<br>Engineering Office | 165,000,000          | 165,000,000          |
| Ilocos Sur 1st District<br>Engineering Office   | 35,500,000           | 35,500,000           |
| Ilocos Sur 2nd District<br>Engineering Office   | 125,000,000          | 125,000,000          |
| La Union 1st District<br>Engineering Office     | 61,500,000           | 61,500,000           |
| La Union 2nd District<br>Engineering Office     | 75,000,000           | 75,000,000           |
| Pangasinan 1st District<br>Engineering Office   | 470,000,000          | 470,000,000          |
| Pangasinan 2nd District<br>Engineering Office   | 233,000,000          | 233,000,000          |
| Pangasinan 3rd District<br>Engineering Office   | 522,000,000          | 522,000,000          |
| Pangasinan 4th District<br>Engineering Office   | 123,000,000          | 123,000,000          |
| Cordillera Administrative Region (CAR)          | <u>271,000,000</u>   | <u>271,000,000</u>   |
| Abra District Engineering Office                | 50,000,000           | 50,000,000           |
| Apayao 2nd District Engineering Office          | 7,000,000            | 7,000,000            |
| Baguio City District Engineering Office         | 69,000,000           | 69,000,000           |

|  |                      |                      |
|--|----------------------|----------------------|
| Benguet 1st District Engineering Office          | 15,000,000           | 15,000,000           |
| Ifugao 2nd District Engineering Office           | 10,000,000           | 10,000,000           |
| Ifugao 1st District Engineering Office           | 20,000,000           | 20,000,000           |
| Lower Kalinga District Engineering Office        | 90,000,000           | 90,000,000           |
| Mountain Province District Engineering Office    | 5,000,000            | 5,000,000            |
| Upper Kalinga District Engineering Office        | 5,000,000            | 5,000,000            |
| Region II - Cagayan Valley                       | <u>1,425,000,000</u> | <u>1,425,000,000</u> |
| Batanes District<br>Engineering Office           | 23,000,000           | 23,000,000           |
| Cagayan 1st District<br>Engineering Office       | 80,000,000           | 80,000,000           |
| Cagayan 2nd District<br>Engineering Office       | 165,000,000          | 165,000,000          |
| Cagayan 3rd District<br>Engineering Office       | 20,000,000           | 20,000,000           |
| Isabela 1st District<br>Engineering Office       | 242,000,000          | 242,000,000          |
| Isabela 2nd District<br>Engineering Office       | 112,000,000          | 112,000,000          |
| Isabela 3rd District<br>Engineering Office       | 270,000,000          | 270,000,000          |
| Isabela 4th District<br>Engineering Office       | 292,000,000          | 292,000,000          |
| Nueva Vizcaya 2nd District<br>Engineering Office | 40,000,000           | 40,000,000           |
| Quirino District<br>Engineering Office           | 181,000,000          | 181,000,000          |
| Region III - Central Luzon                       | <u>1,773,400,000</u> | <u>1,773,400,000</u> |
| Aurora District<br>Engineering Office            | 5,000,000            | 5,000,000            |
| Bataan 1st District<br>Engineering Office        | 57,500,000           | 57,500,000           |
| Bataan 2nd District<br>Engineering Office        | 60,000,000           | 60,000,000           |
| Bulacan 1st District<br>Engineering Office       | 243,000,000          | 243,000,000          |

|  |                      |                      |
|--|----------------------|----------------------|
| Bulacan 2nd District<br>Engineering Office     | 226,000,000          | 226,000,000          |
| Nueva Ecija 1st District<br>Engineering Office | 249,000,000          | 249,000,000          |
| Nueva Ecija 2nd District<br>Engineering Office | 101,000,000          | 101,000,000          |
| Pampanga 1st District<br>Engineering Office    | 217,000,000          | 217,000,000          |
| Pampanga 2nd District<br>Engineering Office    | 139,000,000          | 139,000,000          |
| Pampanga 3rd District<br>Engineering Office    | 95,000,000           | 95,000,000           |
| Tarlac 2nd District<br>Engineering Office      | 86,000,000           | 86,000,000           |
| Tarlac District<br>Engineering Office          | 204,900,000          | 204,900,000          |
| Zambales 1st District<br>Engineering Office    | 80,000,000           | 80,000,000           |
| Zambales 2nd District<br>Engineering Office    | 10,000,000           | 10,000,000           |
| <b>Region IVA - CALABARZON</b>                 | <b>3,141,000,000</b> | <b>3,141,000,000</b> |
| Batangas 1st District<br>Engineering Office    | 176,000,000          | 176,000,000          |
| Batangas 2nd District<br>Engineering Office    | 230,000,000          | 230,000,000          |
| Batangas 3rd District<br>Engineering Office    | 213,000,000          | 213,000,000          |
| Batangas 4th District<br>Engineering Office    | 765,000,000          | 765,000,000          |
| Cavite 2nd District Engineering Office         | 27,000,000           | 27,000,000           |
| Cavite District<br>Engineering Office          | 205,000,000          | 205,000,000          |
| Cavite Third District<br>Engineering Office    | 245,000,000          | 245,000,000          |
| Laguna 1st District<br>Engineering Office      | 25,000,000           | 25,000,000           |
| Laguna 2nd District<br>Engineering Office      | 329,000,000          | 329,000,000          |

|   |                      |                      |
|---|----------------------|----------------------|
| Laguna 3rd District<br>Engineering Office         | 75,000,000           | 75,000,000           |
| Quezon 1st District<br>Engineering Office         | 25,000,000           | 25,000,000           |
| Quezon 2nd District<br>Engineering Office         | 205,000,000          | 205,000,000          |
| Quezon 3rd District<br>Engineering Office         | 30,000,000           | 30,000,000           |
| Quezon 4th District<br>Engineering Office         | 135,000,000          | 135,000,000          |
| Rizal 1st District<br>Engineering Office          | 311,000,000          | 311,000,000          |
| Rizal 2nd District<br>Engineering Office          | 145,000,000          | 145,000,000          |
| Region IVB - MIMAROPA                             | <u>801,000,000</u>   | <u>801,000,000</u>   |
| Marinduque District<br>Engineering Office         | 265,000,000          | 265,000,000          |
| Mindoro Occidental District<br>Engineering Office | 65,000,000           | 65,000,000           |
| Mindoro Oriental District<br>Engineering Office   | 135,000,000          | 135,000,000          |
| Palawan 1st District<br>Engineering Office        | 62,000,000           | 62,000,000           |
| Palawan 2nd District<br>Engineering Office        | 15,000,000           | 15,000,000           |
| Palawan 3rd District<br>Engineering Office        | 106,000,000          | 106,000,000          |
| Romblon District Engineering Office               | 45,000,000           | 45,000,000           |
| Southern Mindoro District<br>Engineering Office   | 108,000,000          | 108,000,000          |
| Region V - Bicol                                  | <u>2,473,000,000</u> | <u>2,473,000,000</u> |
| Albay 1st District Engineering Office             | 43,000,000           | 43,000,000           |
| Albay 2nd District Engineering Office             | 190,000,000          | 190,000,000          |
| Albay 3rd District Engineering Office             | 65,000,000           | 65,000,000           |
| Camarines Norte District<br>Engineering Office    | 840,000,000          | 840,000,000          |
| Camarines Sur 1st District<br>Engineering Office  | 52,000,000           | 52,000,000           |

|  |                      |                      |
|--|----------------------|----------------------|
| Camarines Sur 2nd District<br>Engineering Office     | 8,000,000            | 8,000,000            |
| Camarines Sur 3rd District<br>Engineering Office     | 20,000,000           | 20,000,000           |
| Camarines Sur 4th District<br>Engineering Office     | 49,000,000           | 49,000,000           |
| Camarines Sur 5th District<br>Engineering Office     | 120,000,000          | 120,000,000          |
| Catanduanes District<br>Engineering Office           | 61,000,000           | 61,000,000           |
| Masbate 1st District<br>Engineering Office           | 25,000,000           | 25,000,000           |
| Masbate 3rd District<br>Engineering Office           | 111,000,000          | 111,000,000          |
| Sorsogon District<br>Engineering Office              | 725,000,000          | 725,000,000          |
| Sorsogon 2nd District<br>Engineering Office          | 164,000,000          | 164,000,000          |
| <b>Region VI - Western Visayas</b>                   | <b>1,116,300,000</b> | <b>1,116,300,000</b> |
| Aklan District Engineering Office                    | 102,000,000          | 102,000,000          |
| Antique District Engineering Office                  | 153,000,000          | 153,000,000          |
| Bacolod City District Engineering Office             | 71,000,000           | 71,000,000           |
| Capiz 1st District Engineering Office                | 83,150,000           | 83,150,000           |
| Capiz 2nd District Engineering Office                | 40,000,000           | 40,000,000           |
| Guimaras District Engineering Office                 | 11,500,000           | 11,500,000           |
| Iloilo 1st District Engineering Office               | 100,000,000          | 100,000,000          |
| Iloilo 2nd District Engineering Office               | 185,000,000          | 185,000,000          |
| Iloilo 3rd District Engineering Office               | 10,000,000           | 10,000,000           |
| Iloilo 4th District Engineering Office               | 89,650,000           | 89,650,000           |
| Iloilo City District Engineering Office              | 66,000,000           | 66,000,000           |
| Negros Occidental 1st<br>District Engineering Office | 65,000,000           | 65,000,000           |
| Negros Occidental 2nd<br>District Engineering Office | 25,000,000           | 25,000,000           |
| Negros Occidental 3rd<br>District Engineering Office | 30,000,000           | 30,000,000           |



|  |                      |                      |
|--|----------------------|----------------------|
| Negros Occidental 4th<br>District Engineering Office | 85,000,000           | 85,000,000           |
| <b>Region VII - Central Visayas</b>                  | <b>1,409,000,000</b> | <b>1,409,000,000</b> |
| Bohol 1st District Engineering Office                | 66,000,000           | 66,000,000           |
| Bohol 2nd District Engineering Office                | 101,000,000          | 101,000,000          |
| Bohol 3rd District Engineering Office                | 348,000,000          | 348,000,000          |
| Cebu 1st District Engineering Office                 | 5,000,000            | 5,000,000            |
| Cebu 3rd District Engineering Office                 | 125,000,000          | 125,000,000          |
| Cebu 4th District Engineering Office                 | 95,000,000           | 95,000,000           |
| Cebu 5th District Engineering Office                 | 27,000,000           | 27,000,000           |
| Cebu 6th District Engineering Office                 | 207,000,000          | 207,000,000          |
| Cebu 7th District Engineering Office                 | 60,000,000           | 60,000,000           |
| Cebu City District Engineering Office                | 71,000,000           | 71,000,000           |
| Negros Oriental 2nd District<br>Engineering Office   | 181,000,000          | 181,000,000          |
| Negros Oriental 3rd District<br>Engineering Office   | 31,000,000           | 31,000,000           |
| Siquijor District<br>Engineering Office              | 92,000,000           | 92,000,000           |
| <b>Region VIII - Eastern Visayas</b>                 | <b>1,239,000,000</b> | <b>1,239,000,000</b> |
| Biliran District Engineering Office                  | 50,000,000           | 50,000,000           |
| Eastern Samar District<br>Engineering Office         | 65,000,000           | 65,000,000           |
| Leyte 1st District Engineering Office                | 35,000,000           | 35,000,000           |
| Leyte 2nd District Engineering Office                | 85,000,000           | 85,000,000           |
| Leyte 3rd District Engineering Office                | 35,000,000           | 35,000,000           |
| Leyte 4th District Engineering Office                | 157,000,000          | 157,000,000          |
| Leyte 5th District Engineering Office                | 65,000,000           | 65,000,000           |
| Northern Samar 1st District<br>Engineering Office    | 35,000,000           | 35,000,000           |
| Northern Samar 2nd District<br>Engineering Office    | 100,000,000          | 100,000,000          |
| Samar 1st District Engineering Office                | 10,000,000           | 10,000,000           |
| Samar 2nd District Engineering Office                | 244,000,000          | 244,000,000          |

|  |                    |                    |
|--|--------------------|--------------------|
| Southern Leyte District<br>Engineering Office          | 313,000,000        | 313,000,000        |
| Tacloban City District<br>Engineering Office           | 45,000,000         | 45,000,000         |
| Region IX - Zamboanga Peninsula                        | <u>862,950,000</u> | <u>862,950,000</u> |
| Regional Office IX                                     | 45,000,000         | 45,000,000         |
| Isabela City<br>District Engineering Office            | 149,000,000        | 149,000,000        |
| Zamboanga City<br>District Engineering Office          | 120,000,000        | 120,000,000        |
| Zamboanga del Norte 1st<br>District Engineering Office | 87,000,000         | 87,000,000         |
| Zamboanga del Norte 2nd<br>District Engineering Office | 66,950,000         | 66,950,000         |
| Zamboanga del Norte 3rd<br>District Engineering Office | 70,000,000         | 70,000,000         |
| Zamboanga del Sur 1st<br>District Engineering Office   | 145,000,000        | 145,000,000        |
| Zamboanga del Sur 2nd<br>District Engineering Office   | 55,000,000         | 55,000,000         |
| Zamboanga Sibugay 1st<br>District Engineering Office   | 40,000,000         | 40,000,000         |
| Zamboanga Sibugay 2nd<br>District Engineering Office   | 85,000,000         | 85,000,000         |
| Region X - Northern Mindanao                           | <u>958,520,000</u> | <u>958,520,000</u> |
| Regional Office X                                      | 107,000,000        | 107,000,000        |
| Bukidnon 1st<br>District Engineering Office            | 75,000,000         | 75,000,000         |
| Bukidnon 2nd<br>District Engineering Office            | 28,520,000         | 28,520,000         |
| Bukidnon 3rd<br>District Engineering Office            | 75,000,000         | 75,000,000         |
| Cagayan de Oro City 1st<br>District Engineering Office | 113,000,000        | 113,000,000        |
| Cagayan de Oro City 2nd<br>District Engineering Office | 90,000,000         | 90,000,000         |
| Camiguin<br>District Engineering Office                | 135,000,000        | 135,000,000        |

|  |                    |                    |
|--|--------------------|--------------------|
| Lanao del Norte 1st District Engineering Office    | 10,000,000         | 10,000,000         |
| Lanao del Norte 2nd District Engineering Office    | 80,000,000         | 80,000,000         |
| Misamis Occidental 2nd District Engineering Office | 107,000,000        | 107,000,000        |
| Misamis Occidental District Engineering Office     | 50,000,000         | 50,000,000         |
| Misamis Oriental 1st District Engineering Office   | 13,000,000         | 13,000,000         |
| Misamis Oriental 2nd District Engineering Office   | 75,000,000         | 75,000,000         |
| <b>Region XI - Davao</b>                           | <b>665,500,000</b> | <b>665,500,000</b> |
| Davao de Oro District Engineering Office           | 20,000,000         | 20,000,000         |
| Davao City District Engineering Office             | 242,000,000        | 242,000,000        |
| Davao City 2nd District Engineering Office         | 145,500,000        | 145,500,000        |
| Davao del Norte District Engineering Office        | 60,000,000         | 60,000,000         |
| Davao del Sur District Engineering Office          | 20,000,000         | 20,000,000         |
| Davao Occidental District Engineering Office       | 110,000,000        | 110,000,000        |
| Davao Oriental 1st District Engineering Office     | 58,000,000         | 58,000,000         |
| Davao Oriental 2nd District Engineering Office     | 10,000,000         | 10,000,000         |
| <b>Region XII - SOCCSKSARGEN</b>                   | <b>862,600,000</b> | <b>862,600,000</b> |
| Regional Office XII                                | 35,000,000         | 35,000,000         |
| Cotabato 1st District Engineering Office           | 150,000,000        | 150,000,000        |
| Cotabato 3rd District Engineering Office           | 135,000,000        | 135,000,000        |
| Sarangani District Engineering Office              | 98,000,000         | 98,000,000         |
| South Cotabato District Engineering Office         | 199,600,000        | 199,600,000        |

|  |                      |                      |
|--|----------------------|----------------------|
| Sultan Kudarat 1st District<br>Engineering Office  | 215,000,000          | 215,000,000          |
| Sultan Kudarat 2nd District<br>Engineering Office  | 30,000,000           | 30,000,000           |
| Region XIII - Caraga   | <u>352,000,000</u>   | <u>352,000,000</u>   |
| Agusan del Sur 1st District<br>Engineering Office  | 20,000,000           | 20,000,000           |
| Agusan del Sur 2nd District<br>Engineering Office  | 10,000,000           | 10,000,000           |
| Butuan City District<br>Engineering Office   | 85,000,000           | 85,000,000           |
| Dinagat Islands District<br>Engineering Office   | 12,000,000           | 12,000,000           |
| Surigao del Norte 1st District<br>Engineering Office (formerly Surigao del Norte<br>2nd District Engineering Office)                           | 20,000,000           | 20,000,000           |
| Surigao del Norte 2nd District<br>Engineering Office   | 50,000,000           | 50,000,000           |
| Surigao del Sur 1st District<br>Engineering Office   | 65,000,000           | 65,000,000           |
| Surigao del Sur 2nd District<br>Engineering Office   | 90,000,000           | 90,000,000           |
| Basic Infrastructure Program (BIP) -<br>Access Roads and/or Bridges from the National Road<br>connecting to Indigenous People (IP) Communities | <u>1,779,500,000</u> | <u>1,779,500,000</u> |
| Basic Infrastructure Program (BIP) -<br>Access Roads and/or Bridges from the National Road<br>connecting to Indigenous People (IP) Communities | <u>1,779,500,000</u> | <u>1,779,500,000</u> |
| National Capital Region (NCR)  | <u>1,035,000,000</u> | <u>1,035,000,000</u> |
| Central Office   | 1,035,000,000        | 1,035,000,000        |
| Region I - Ilocos  | <u>5,000,000</u>     | <u>5,000,000</u>     |
| Pangasinan 3rd District<br>Engineering Office  | 5,000,000            | 5,000,000            |
| Cordillera Administrative Region (CAR)   | <u>287,000,000</u>   | <u>287,000,000</u>   |
| Apayao 2nd District<br>Engineering Office  | 50,000,000           | 50,000,000           |
| Benguet 1st District<br>Engineering Office   | 21,000,000           | 21,000,000           |
| Benguet 2nd District<br>Engineering Office   | 37,000,000           | 37,000,000           |

|  |                    |                    |
|--|--------------------|--------------------|
| Lower Kalinga District<br>Engineering Office           | 53,000,000         | 53,000,000         |
| Mountain Province 2nd District<br>Engineering Office   | 10,000,000         | 10,000,000         |
| Mountain Province First District<br>Engineering Office | 90,000,000         | 90,000,000         |
| Upper Kalinga District<br>Engineering Office           | 26,000,000         | 26,000,000         |
| Region III - Central Luzon                             | <u>83,000,000</u>  | <u>83,000,000</u>  |
| Zambales 2nd District<br>Engineering Office            | 83,000,000         | 83,000,000         |
| Region V - Bicol                                       | <u>80,000,000</u>  | <u>80,000,000</u>  |
| Camarines Norte District<br>Engineering Office         | 50,000,000         | 50,000,000         |
| Camarines Sur 3rd District<br>Engineering Office       | 20,000,000         | 20,000,000         |
| Camarines Sur 4th District<br>Engineering Office       | 10,000,000         | 10,000,000         |
| Region VII - Central Visayas                           | <u>198,500,000</u> | <u>198,500,000</u> |
| Cebu 1st District Engineering Office                   | 47,000,000         | 47,000,000         |
| Cebu 4th District Engineering Office                   | 50,000,000         | 50,000,000         |
| Cebu 7th District Engineering Office                   | 66,500,000         | 66,500,000         |
| Negros Oriental 1st District<br>Engineering Office     | 35,000,000         | 35,000,000         |
| Region IX - Zamboanga Peninsula                        | <u>46,000,000</u>  | <u>46,000,000</u>  |
| Zamboanga del Norte 1st District<br>Engineering Office | 46,000,000         | 46,000,000         |
| Region XI - Davao                                      | <u>10,000,000</u>  | <u>10,000,000</u>  |
| Davao del Sur District<br>Engineering Office           | 10,000,000         | 10,000,000         |
| Region XII - SOCCSKSARGEN                              | <u>15,000,000</u>  | <u>15,000,000</u>  |
| Cotabato 1st District<br>Engineering Office            | 5,000,000          | 5,000,000          |
| Cotabato 3rd District<br>Engineering Office            | 10,000,000         | 10,000,000         |

|  |                      |                      |
|--|----------------------|----------------------|
| Region XIII - Caraga   | <u>20,000,000</u>    | <u>20,000,000</u>    |
| Surigao del Sur 1st District<br>Engineering Office   | 20,000,000           | 20,000,000           |
| Basic Infrastructure Program (BIP) -<br>Interjurisdictional Roads and/or Bridges (or, roads<br>that traverse multiple LGU Jurisdictions) | <u>2,881,300,000</u> | <u>2,881,300,000</u> |
| Basic Infrastructure Program (BIP) -<br>Interjurisdictional Roads and/or Bridges (or, roads<br>that traverse multiple LGU Jurisdictions) | <u>2,881,300,000</u> | <u>2,881,300,000</u> |
| National Capital Region (NCR)  | <u>1,209,800,000</u> | <u>1,209,800,000</u> |
| Central Office   | 1,209,800,000        | 1,209,800,000        |
| Region I - Ilocos  | <u>5,500,000</u>     | <u>5,500,000</u>     |
| Ilocos Sur 2nd District<br>Engineering Office  | 5,500,000            | 5,500,000            |
| Region II - Cagayan Valley   | <u>60,000,000</u>    | <u>60,000,000</u>    |
| Isabela 3rd District<br>Engineering Office   | 20,000,000           | 20,000,000           |
| Isabela 4th District<br>Engineering Office   | 40,000,000           | 40,000,000           |
| Region III - Central Luzon   | <u>30,000,000</u>    | <u>30,000,000</u>    |
| Bataan 2nd District<br>Engineering Office  | 30,000,000           | 30,000,000           |
| Region IVA - CALABARZON  | <u>261,500,000</u>   | <u>261,500,000</u>   |
| Batangas 2nd District<br>Engineering Office  | 205,000,000          | 205,000,000          |
| Batangas 3rd District<br>Engineering Office  | 15,000,000           | 15,000,000           |
| Batangas 4th District<br>Engineering Office  | 35,500,000           | 35,500,000           |
| Quezon 4th District<br>Engineering Office  | 6,000,000            | 6,000,000            |
| Region V - Bicol   | <u>523,000,000</u>   | <u>523,000,000</u>   |
| Albay 2nd District<br>Engineering Office   | 230,000,000          | 230,000,000          |
| Albay 3rd District<br>Engineering Office   | 5,000,000            | 5,000,000            |
| Camarines Sur 2nd District<br>Engineering Office   | 14,000,000           | 14,000,000           |

|  |                    |                    |
|--|--------------------|--------------------|
| Camarines Sur 5th District<br>Engineering Office   | 40,000,000         | 40,000,000         |
| Masbate 2nd District<br>Engineering Office   | 120,000,000        | 120,000,000        |
| Masbate 3rd District<br>Engineering Office   | 34,000,000         | 34,000,000         |
| Sorsogon District<br>Engineering Office  | 80,000,000         | 80,000,000         |
| Region VI - Western Visayas  | <u>355,000,000</u> | <u>355,000,000</u> |
| Aklan District Engineering Office  | 10,000,000         | 10,000,000         |
| Antique District Engineering Office  | 120,000,000        | 120,000,000        |
| Guimaras District Engineering Office   | 40,000,000         | 40,000,000         |
| Negros Occidental 1st District<br>Engineering Office   | 85,000,000         | 85,000,000         |
| Negros Occidental 3rd District<br>Engineering Office   | 60,000,000         | 60,000,000         |
| Negros Occidental 4th District<br>Engineering Office   | 40,000,000         | 40,000,000         |
| Region VII - Central Visayas   | <u>220,000,000</u> | <u>220,000,000</u> |
| Cebu 3rd District Engineering Office   | 20,000,000         | 20,000,000         |
| Cebu 4th District Engineering Office   | 78,000,000         | 78,000,000         |
| Cebu 5th District Engineering Office   | 7,000,000          | 7,000,000          |
| Negros Oriental 1st District<br>Engineering Office   | 15,000,000         | 15,000,000         |
| Siquijor District<br>Engineering Office  | 100,000,000        | 100,000,000        |
| Region VIII - Eastern Visayas  | <u>60,000,000</u>  | <u>60,000,000</u>  |
| Samar 2nd District<br>Engineering Office   | 60,000,000         | 60,000,000         |
| Region XIII - Caraga   | <u>156,500,000</u> | <u>156,500,000</u> |
| Agusan del Norte District<br>Engineering Office  | 101,500,000        | 101,500,000        |
| Dinagat Islands District<br>Engineering Office   | 10,000,000         | 10,000,000         |
| Surigao del Norte 1st District<br>Engineering Office (formerly Surigao del Norte<br>2nd District Engineering Office) | 10,000,000         | 10,000,000         |

|  |                       |                       |
|--|-----------------------|-----------------------|
| Suigao del Norte 2nd District<br>Engineering Office  | 35,000,000            | 35,000,000            |
| Basic Infrastructure Program (BIP) -<br>Coastal Roads/Causeway for environmental<br>protection/conservation          | <u>315,000,000</u>    | <u>315,000,000</u>    |
| Basic Infrastructure Program (BIP) -<br>Coastal Roads/Causeway for environmental<br>protection/conservation          | <u>315,000,000</u>    | <u>315,000,000</u>    |
| National Capital Region (NCR)  | <u>145,000,000</u>    | <u>145,000,000</u>    |
| Central Office   | 145,000,000           | 145,000,000           |
| Region I - Ilocos  | <u>10,000,000</u>     | <u>10,000,000</u>     |
| Ilocos Sur 2nd District<br>Engineering Office  | 10,000,000            | 10,000,000            |
| Region V - Bicol   | <u>58,000,000</u>     | <u>58,000,000</u>     |
| Albay 2nd District<br>Engineering Office   | 50,000,000            | 50,000,000            |
| Catanduanes District<br>Engineering Office   | 3,000,000             | 3,000,000             |
| Sorsogon 2nd District<br>Engineering Office  | 5,000,000             | 5,000,000             |
| Region VII - Central Visayas   | <u>70,000,000</u>     | <u>70,000,000</u>     |
| Cebu 6th District Engineering Office   | 10,000,000            | 10,000,000            |
| Cebu 7th District Engineering Office   | 60,000,000            | 60,000,000            |
| Region VIII - Eastern Visayas  | <u>20,000,000</u>     | <u>20,000,000</u>     |
| Leyte 5th District Engineering Office  | 20,000,000            | 20,000,000            |
| Region XI - Davao  | <u>5,000,000</u>      | <u>5,000,000</u>      |
| Davao del Norte District<br>Engineering Office   | 5,000,000             | 5,000,000             |
| Region XIII - Caraga   | <u>7,000,000</u>      | <u>7,000,000</u>      |
| Surigao del Norte 1st District<br>Engineering Office (formerly Surigao del Norte<br>2nd District Engineering Office) | 7,000,000             | 7,000,000             |
| Basic Infrastructure Program (BIP) -<br>Flood Mitigation Structures protecting<br>Public Infrastructures/Facilities  | <u>16,655,200,000</u> | <u>16,655,200,000</u> |
| Basic Infrastructure Program (BIP) -<br>Flood Mitigation Structures protecting<br>Public Infrastructures/Facilities  | <u>16,655,200,000</u> | <u>16,655,200,000</u> |



|   |                      |                      |
|---|----------------------|----------------------|
| <b>National Capital Region (NCR)</b>                | <b>5,954,500,000</b> | <b>5,954,500,000</b> |
| Central Office                                      | 4,907,000,000        | 4,907,000,000        |
| Las Piñas-Muntinlupa<br>District Engineering Office | 133,500,000          | 133,500,000          |
| Malabon-Navotas District<br>Engineering Office      | 300,000,000          | 300,000,000          |
| Metro Manila 1st District<br>Engineering Office     | 150,000,000          | 150,000,000          |
| Metro Manila 2nd District<br>Engineering Office     | 141,000,000          | 141,000,000          |
| Metro Manila 3rd District<br>Engineering Office     | 135,000,000          | 135,000,000          |
| Quezon City 1st District<br>Engineering Office      | 131,000,000          | 131,000,000          |
| Quezon City 2nd District<br>Engineering Office      | 57,000,000           | 57,000,000           |
| <b>Region I - Ilocos</b>                            | <b>567,500,000</b>   | <b>567,500,000</b>   |
| Ilocos Norte 1st District<br>Engineering Office     | 130,000,000          | 130,000,000          |
| Ilocos Norte 2nd District<br>Engineering Office     | 63,000,000           | 63,000,000           |
| Ilocos Sur 1st District<br>Engineering Office       | 65,500,000           | 65,500,000           |
| Ilocos Sur 2nd District<br>Engineering Office       | 155,000,000          | 155,000,000          |
| La Union 1st District<br>Engineering Office         | 13,000,000           | 13,000,000           |
| La Union 2nd District<br>Engineering Office         | 5,000,000            | 5,000,000            |
| Pangasinan 2nd District<br>Engineering Office       | 43,000,000           | 43,000,000           |
| Pangasinan 3rd District<br>Engineering Office       | 15,000,000           | 15,000,000           |
| Pangasinan 4th District<br>Engineering Office       | 78,000,000           | 78,000,000           |
| <b>Cordillera Administrative Region (CAR)</b>       | <b>1,512,000,000</b> | <b>1,512,000,000</b> |
| Abra District<br>Engineering Office                 | 1,480,000,000        | 1,480,000,000        |

|  |                      |                      |
|--|----------------------|----------------------|
| Apayao 2nd District<br>Engineering Office              | 7,000,000            | 7,000,000            |
| Benguet 2nd District<br>Engineering Office             | 5,000,000            | 5,000,000            |
| Lower Kalinga District<br>Engineering Office           | 15,000,000           | 15,000,000           |
| Mountain Province First District<br>Engineering Office | 5,000,000            | 5,000,000            |
| Region II - Cagayan Valley                             | <u>416,000,000</u>   | <u>416,000,000</u>   |
| Batanes District<br>Engineering Office                 | 63,000,000           | 63,000,000           |
| Cagayan 1st District<br>Engineering Office             | 180,000,000          | 180,000,000          |
| Cagayan 2nd District<br>Engineering Office             | 12,000,000           | 12,000,000           |
| Isabela 1st District<br>Engineering Office             | 30,000,000           | 30,000,000           |
| Isabela 2nd District<br>Engineering Office             | 21,000,000           | 21,000,000           |
| Isabela 3rd District<br>Engineering Office             | 10,000,000           | 10,000,000           |
| Isabela 4th District<br>Engineering Office             | 15,000,000           | 15,000,000           |
| Nueva Vizcaya 2nd District<br>Engineering Office       | 85,000,000           | 85,000,000           |
| Region III - Central Luzon                             | <u>2,104,400,000</u> | <u>2,104,400,000</u> |
| Aurora District Engineering Office                     | 5,000,000            | 5,000,000            |
| Bataan 1st District<br>Engineering Office              | 129,000,000          | 129,000,000          |
| Bataan 2nd District<br>Engineering Office              | 35,000,000           | 35,000,000           |
| Bulacan 1st District<br>Engineering Office             | 647,000,000          | 647,000,000          |
| Bulacan 2nd District<br>Engineering Office             | 90,000,000           | 90,000,000           |
| Nueva Ecija 1st District<br>Engineering Office         | 59,000,000           | 59,000,000           |
| Nueva Ecija 2nd District<br>Engineering Office         | 18,000,000           | 18,000,000           |

|   |                      |                      |
|---|----------------------|----------------------|
| Pampanga 1st District<br>Engineering Office | 55,000,000           | 55,000,000           |
| Pampanga 2nd District<br>Engineering Office | 105,000,000          | 105,000,000          |
| Pampanga 3rd District<br>Engineering Office | 295,000,000          | 295,000,000          |
| Tarlac District<br>Engineering Office       | 260,000,000          | 260,000,000          |
| Tarlac 2nd District<br>Engineering Office   | 171,000,000          | 171,000,000          |
| Zambales 1st District<br>Engineering Office | 235,400,000          | 235,400,000          |
| <b>Region IVA - CALABARZON</b>              | <b>1,060,000,000</b> | <b>1,060,000,000</b> |
| Batangas 1st District<br>Engineering Office | 55,000,000           | 55,000,000           |
| Batangas 2nd District<br>Engineering Office | 65,000,000           | 65,000,000           |
| Batangas 3rd District<br>Engineering Office | 39,000,000           | 39,000,000           |
| Batangas 4th District<br>Engineering Office | 125,000,000          | 125,000,000          |
| Cavite 1st District<br>Engineering Office   | 72,000,000           | 72,000,000           |
| Cavite Third District<br>Engineering Office | 118,000,000          | 118,000,000          |
| Laguna 2nd District<br>Engineering Office   | 170,000,000          | 170,000,000          |
| Quezon 2nd District<br>Engineering Office   | 50,000,000           | 50,000,000           |
| Quezon 4th District<br>Engineering Office   | 55,000,000           | 55,000,000           |
| Rizal 1st District<br>Engineering Office    | 156,000,000          | 156,000,000          |
| Rizal 2nd District<br>Engineering Office    | 155,000,000          | 155,000,000          |
| <b>Region IVB - MIMAROPA</b>                | <b>490,500,000</b>   | <b>490,500,000</b>   |
| Marinduque District<br>Engineering Office   | 167,000,000          | 167,000,000          |

|   |                      |                      |
|---|----------------------|----------------------|
| Mindoro Occidental District<br>Engineering Office | 158,000,000          | 158,000,000          |
| Mindoro Oriental District<br>Engineering Office   | 5,000,000            | 5,000,000            |
| Palawan 1st District<br>Engineering Office        | 5,000,000            | 5,000,000            |
| Palawan 3rd District<br>Engineering Office        | 15,000,000           | 15,000,000           |
| Romblon District Engineering Office               | 65,000,000           | 65,000,000           |
| Southern Mindoro District<br>Engineering Office   | 75,500,000           | 75,500,000           |
| <b>Region V - Bicol</b>                           | <b>1,414,400,000</b> | <b>1,414,400,000</b> |
| Albay 1st District Engineering Office             | 124,000,000          | 124,000,000          |
| Albay 2nd District Engineering Office             | 360,000,000          | 360,000,000          |
| Albay 3rd District Engineering Office             | 60,000,000           | 60,000,000           |
| Camarines Norte District<br>Engineering Office    | 60,000,000           | 60,000,000           |
| Camarines Sur 1st District<br>Engineering Office  | 70,000,000           | 70,000,000           |
| Camarines Sur 3rd District<br>Engineering Office  | 60,000,000           | 60,000,000           |
| Camarines Sur 4th District<br>Engineering Office  | 15,500,000           | 15,500,000           |
| Camarines Sur 5th District<br>Engineering Office  | 55,000,000           | 55,000,000           |
| Catanduanes District<br>Engineering Office        | 113,000,000          | 113,000,000          |
| Sorsogon District<br>Engineering Office           | 325,900,000          | 325,900,000          |
| Sorsogon 2nd District<br>Engineering Office       | 171,000,000          | 171,000,000          |
| <b>Region VI - Western Visayas</b>                | <b>630,400,000</b>   | <b>630,400,000</b>   |
| Aklan District Engineering Office                 | 35,000,000           | 35,000,000           |
| Antique District Engineering Office               | 5,000,000            | 5,000,000            |
| Bacolod City District Engineering Office          | 22,000,000           | 22,000,000           |
| Capiz 1st District Engineering Office             | 10,000,000           | 10,000,000           |

|  |                    |                    |
|--|--------------------|--------------------|
| Iloilo 1st District<br>Engineering Office            | 11,000,000         | 11,000,000         |
| Iloilo 3rd District<br>Engineering Office            | 50,000,000         | 50,000,000         |
| Iloilo City District<br>Engineering Office           | 15,000,000         | 15,000,000         |
| Negros Occidental 1st<br>District Engineering Office | 112,400,000        | 112,400,000        |
| Negros Occidental 2nd<br>District Engineering Office | 80,000,000         | 80,000,000         |
| Negros Occidental 4th<br>District Engineering Office | 290,000,000        | 290,000,000        |
| <b>Region VII - Central Visayas</b>                  | <b>526,000,000</b> | <b>526,000,000</b> |
| Bohol 1st District Engineering Office                | 5,000,000          | 5,000,000          |
| Cebu 2nd District Engineering Office                 | 75,000,000         | 75,000,000         |
| Cebu 6th District Engineering Office                 | 62,000,000         | 62,000,000         |
| Cebu 7th District Engineering Office                 | 244,000,000        | 244,000,000        |
| Cebu City District Engineering Office                | 65,000,000         | 65,000,000         |
| Negros Oriental 1st District<br>Engineering Office   | 5,000,000          | 5,000,000          |
| Negros Oriental 2nd District<br>Engineering Office   | 10,000,000         | 10,000,000         |
| Negros Oriental 3rd District<br>Engineering Office   | 60,000,000         | 60,000,000         |
| <b>Region VIII - Eastern Visayas</b>                 | <b>950,000,000</b> | <b>950,000,000</b> |
| Biliran District Engineering Office                  | 80,000,000         | 80,000,000         |
| Eastern Samar District<br>Engineering Office         | 35,000,000         | 35,000,000         |
| Leyte 1st District Engineering Office                | 250,000,000        | 250,000,000        |
| Leyte 2nd District Engineering Office                | 5,000,000          | 5,000,000          |
| Leyte 3rd District Engineering Office                | 20,000,000         | 20,000,000         |
| Leyte 4th District Engineering Office                | 160,000,000        | 160,000,000        |
| Leyte 5th District Engineering Office                | 50,000,000         | 50,000,000         |
| Northern Samar 1st District<br>Engineering Office    | 20,000,000         | 20,000,000         |

|  |                    |                    |
|--|--------------------|--------------------|
| Northern Samar 2nd District<br>Engineering Office      | 135,000,000        | 135,000,000        |
| Samar 1st District Engineering Office                  | 20,000,000         | 20,000,000         |
| Samar 2nd District Engineering Office                  | 41,000,000         | 41,000,000         |
| Southern Leyte District<br>Engineering Office          | 60,000,000         | 60,000,000         |
| Tacloban City District<br>Engineering Office           | 74,000,000         | 74,000,000         |
| <b>Region IX - Zamboanga Peninsula</b>                 | <b>160,000,000</b> | <b>160,000,000</b> |
| Zamboanga City<br>District Engineering Office          | 110,000,000        | 110,000,000        |
| Zamboanga del Norte 1st<br>District Engineering Office | 5,000,000          | 5,000,000          |
| Zamboanga del Norte 3rd<br>District Engineering Office | 25,000,000         | 25,000,000         |
| Zamboanga Sibugay 1st<br>District Engineering Office   | 20,000,000         | 20,000,000         |
| <b>Region X - Northern Mindanao</b>                    | <b>250,000,000</b> | <b>250,000,000</b> |
| Regional Office X                                      | 162,000,000        | 162,000,000        |
| Bukidnon 2nd<br>District Engineering Office            | 5,000,000          | 5,000,000          |
| Cagayan de Oro City 2nd<br>District Engineering Office | 40,000,000         | 40,000,000         |
| Camiguin<br>District Engineering Office                | 5,000,000          | 5,000,000          |
| Lanao del Norte 2nd<br>District Engineering Office     | 28,000,000         | 28,000,000         |
| Misamis Occidental District<br>Engineering Office      | 5,000,000          | 5,000,000          |
| Misamis Oriental 1st District<br>Engineering Office    | 5,000,000          | 5,000,000          |
| <b>Region XI - Davao</b>                               | <b>279,500,000</b> | <b>279,500,000</b> |
| Davao de Oro District<br>Engineering Office            | 65,000,000         | 65,000,000         |
| Davao City District<br>Engineering Office              | 72,500,000         | 72,500,000         |
| Davao City 2nd District<br>Engineering Office          | 30,000,000         | 30,000,000         |

|  |                       |                       |
|--|-----------------------|-----------------------|
| Davao del Norte District<br>Engineering Office   | 10,000,000            | 10,000,000            |
| Davao Occidental District<br>Engineering Office  | 95,000,000            | 95,000,000            |
| Davao Oriental 1st District<br>Engineering Office  | 7,000,000             | 7,000,000             |
| <b>Region XII - SOCCSKSARGEN</b>   | <b>88,000,000</b>     | <b>88,000,000</b>     |
| Cotabato 2nd District<br>Engineering Office  | 10,000,000            | 10,000,000            |
| Cotabato 3rd District<br>Engineering Office  | 5,000,000             | 5,000,000             |
| Sarangani District<br>Engineering Office   | 15,000,000            | 15,000,000            |
| South Cotabato 2nd District<br>Engineering Office  | 5,000,000             | 5,000,000             |
| South Cotabato District<br>Engineering Office  | 38,000,000            | 38,000,000            |
| Sultan Kudarat 1st District<br>Engineering Office  | 5,000,000             | 5,000,000             |
| Sultan Kudarat 2nd District<br>Engineering Office  | 10,000,000            | 10,000,000            |
| <b>Region XIII - Caraga</b>  | <b>252,000,000</b>    | <b>252,000,000</b>    |
| Agusan del Sur 2nd District<br>Engineering Office  | 150,000,000           | 150,000,000           |
| Butuan City District<br>Engineering Office   | 5,000,000             | 5,000,000             |
| Dinagat Islands District<br>Engineering Office   | 35,000,000            | 35,000,000            |
| Surigao del Norte 1st District<br>Engineering Office (formerly Surigao del Norte<br>2nd District Engineering Office) | 20,000,000            | 20,000,000            |
| Surigao del Norte 2nd District<br>Engineering Office   | 27,000,000            | 27,000,000            |
| Surigao del Sur 1st District<br>Engineering Office   | 15,000,000            | 15,000,000            |
| <b>Basic Infrastructure Program (BIP) -<br/>Multi-Purpose Buildings/Facilities to support<br/>Social Services</b>    | <b>33,156,750,000</b> | <b>33,156,750,000</b> |
| <b>Basic Infrastructure Program (BIP) -<br/>Multi-Purpose Buildings/Facilities to support<br/>Social Services</b>    | <b>33,156,750,000</b> | <b>33,156,750,000</b> |

|   |                      |                      |
|---|----------------------|----------------------|
| National Capital Region (NCR)                       | <u>7,952,000,000</u> | <u>7,952,000,000</u> |
| Central Office                                      | 4,203,500,000        | 4,203,500,000        |
| Las Piñas-Muntinlupa<br>District Engineering Office | 168,000,000          | 168,000,000          |
| Malabon-Navotas District<br>Engineering Office      | 167,000,000          | 167,000,000          |
| Metro Manila 1st District<br>Engineering Office     | 899,000,000          | 899,000,000          |
| Metro Manila 2nd District<br>Engineering Office     | 352,000,000          | 352,000,000          |
| Metro Manila 3rd District<br>Engineering Office     | 357,000,000          | 357,000,000          |
| North Manila District<br>Engineering Office         | 476,500,000          | 476,500,000          |
| Quezon City 1st District<br>Engineering Office      | 743,000,000          | 743,000,000          |
| Quezon City 2nd District<br>Engineering Office      | 458,000,000          | 458,000,000          |
| South Manila District<br>Engineering Office         | 128,000,000          | 128,000,000          |
| Region I - Ilocos                                   | <u>1,138,600,000</u> | <u>1,138,600,000</u> |
| Ilocos Norte 1st District<br>Engineering Office     | 136,000,000          | 136,000,000          |
| Ilocos Norte 2nd District<br>Engineering Office     | 140,000,000          | 140,000,000          |
| Ilocos Sur 1st District<br>Engineering Office       | 135,000,000          | 135,000,000          |
| Ilocos Sur 2nd District<br>Engineering Office       | 40,000,000           | 40,000,000           |
| La Union 1st District<br>Engineering Office         | 73,000,000           | 73,000,000           |
| La Union 2nd District<br>Engineering Office         | 40,000,000           | 40,000,000           |
| Pangasinan 1st District<br>Engineering Office       | 45,000,000           | 45,000,000           |
| Pangasinan 2nd District<br>Engineering Office       | 114,600,000          | 114,600,000          |
| Pangasinan 3rd District<br>Engineering Office       | 358,000,000          | 358,000,000          |



|  |                      |                      |
|--|----------------------|----------------------|
| Pangasinan 4th District<br>Engineering Office          | 57,000,000           | 57,000,000           |
| <b>Cordillera Administrative Region (CAR)</b>          | <b>473,000,000</b>   | <b>473,000,000</b>   |
| Abra District Engineering Office                       | 155,000,000          | 155,000,000          |
| Apayao 1st District Engineering Office                 | 15,000,000           | 15,000,000           |
| Apayao 2nd District Engineering Office                 | 60,000,000           | 60,000,000           |
| Bagui City District Engineering Office                 | 105,000,000          | 105,000,000          |
| Benguet 2nd District Engineering Office                | 7,000,000            | 7,000,000            |
| Ifugao 1st District Engineering Office                 | 38,000,000           | 38,000,000           |
| Ifugao 2nd District Engineering Office                 | 47,000,000           | 47,000,000           |
| Lower Kalinga District Engineering Office              | 17,000,000           | 17,000,000           |
| Mountain Province First District<br>Engineering Office | 20,000,000           | 20,000,000           |
| Upper Kalinga District<br>Engineering Office           | 9,000,000            | 9,000,000            |
| <b>Region II - Cagayan Valley</b>                      | <b>1,130,500,000</b> | <b>1,130,500,000</b> |
| Batanes District<br>Engineering Office                 | 30,500,000           | 30,500,000           |
| Cagayan 1st District<br>Engineering Office             | 80,000,000           | 80,000,000           |
| Cagayan 2nd District<br>Engineering Office             | 155,000,000          | 155,000,000          |
| Cagayan 3rd District<br>Engineering Office             | 89,000,000           | 89,000,000           |
| Isabela 1st District<br>Engineering Office             | 161,000,000          | 161,000,000          |
| Isabela 2nd District<br>Engineering Office             | 127,000,000          | 127,000,000          |
| Isabela 3rd District<br>Engineering Office             | 160,000,000          | 160,000,000          |
| Isabela 4th District<br>Engineering Office             | 123,000,000          | 123,000,000          |
| Nueva Vizcaya 2nd District<br>Engineering Office       | 77,500,000           | 77,500,000           |
| Nueva Vizcaya District<br>Engineering Office           | 127,500,000          | 127,500,000          |

|   |                             |                             |
|---|-----------------------------|-----------------------------|
| <b>Region III - Central Luzon</b>           | <b><u>2,690,500,000</u></b> | <b><u>2,690,500,000</u></b> |
| Aurora District Engineering Office          | 114,500,000                 | 114,500,000                 |
| Bataan 1st District Engineering Office      | 55,500,000                  | 55,500,000                  |
| Bataan 2nd District Engineering Office      | 120,000,000                 | 120,000,000                 |
| Bulacan 1st District Engineering Office     | 440,000,000                 | 440,000,000                 |
| Bulacan 2nd District Engineering Office     | 507,000,000                 | 507,000,000                 |
| Nueva Ecija 1st District Engineering Office | 257,000,000                 | 257,000,000                 |
| Nueva Ecija 2nd District Engineering Office | 193,000,000                 | 193,000,000                 |
| Pampanga 1st District Engineering Office    | 316,000,000                 | 316,000,000                 |
| Pampanga 2nd District Engineering Office    | 114,000,000                 | 114,000,000                 |
| Pampanga 3rd District Engineering Office    | 30,000,000                  | 30,000,000                  |
| Tarlac 2nd District Engineering Office      | 33,000,000                  | 33,000,000                  |
| Tarlac District Engineering Office          | 348,500,000                 | 348,500,000                 |
| Zambales 1st District Engineering Office    | 125,000,000                 | 125,000,000                 |
| Zambales 2nd District Engineering Office    | 37,000,000                  | 37,000,000                  |
| <b>Region IVA - CALABARZON</b>              | <b><u>5,255,000,000</u></b> | <b><u>5,255,000,000</u></b> |
| Batangas 1st District Engineering Office    | 270,000,000                 | 270,000,000                 |
| Batangas 2nd District Engineering Office    | 358,000,000                 | 358,000,000                 |
| Batangas 3rd District Engineering Office    | 518,500,000                 | 518,500,000                 |
| Batangas 4th District Engineering Office    | 1,891,500,000               | 1,891,500,000               |
| Cavite District Engineering Office          | 625,000,000                 | 625,000,000                 |

|   |                      |                      |
|---|----------------------|----------------------|
| Cavite 2nd District<br>Engineering Office         | 195,000,000          | 195,000,000          |
| Cavite Third District<br>Engineering Office       | 162,500,000          | 162,500,000          |
| Laguna 1st District<br>Engineering Office         | 224,000,000          | 224,000,000          |
| Laguna 2nd District<br>Engineering Office         | 150,000,000          | 150,000,000          |
| Laguna 3rd District<br>Engineering Office         | 144,000,000          | 144,000,000          |
| Quezon 1st District<br>Engineering Office         | 189,500,000          | 189,500,000          |
| Quezon 2nd District<br>Engineering Office         | 78,000,000           | 78,000,000           |
| Quezon 3rd District<br>Engineering Office         | 130,000,000          | 130,000,000          |
| Quezon 4th District<br>Engineering Office         | 121,000,000          | 121,000,000          |
| Rizal 1st District<br>Engineering Office          | 158,000,000          | 158,000,000          |
| Rizal 2nd District<br>Engineering Office          | 40,000,000           | 40,000,000           |
| <b>Region IVB - MIMAROPA</b>                      | <b>1,463,000,000</b> | <b>1,463,000,000</b> |
| Marinduque District<br>Engineering Office         | 633,000,000          | 633,000,000          |
| Mindoro Occidental District<br>Engineering Office | 50,000,000           | 50,000,000           |
| Mindoro Oriental District<br>Engineering Office   | 174,000,000          | 174,000,000          |
| Palawan 1st District<br>Engineering Office        | 155,000,000          | 155,000,000          |
| Palawan 2nd District<br>Engineering Office        | 133,000,000          | 133,000,000          |
| Palawan 3rd District<br>Engineering Office        | 110,000,000          | 110,000,000          |
| Romblon District Engineering Office               | 108,000,000          | 108,000,000          |
| Southern Mindoro District<br>Engineering Office   | 100,000,000          | 100,000,000          |

|   |                             |                             |
|---|-----------------------------|-----------------------------|
| <b>Region V - Bicol</b>                       | <b><u>2,148,500,000</u></b> | <b><u>2,148,500,000</u></b> |
| Albay 1st District Engineering Office         | 55,000,000                  | 55,000,000                  |
| Albay 2nd District Engineering Office         | 250,000,000                 | 250,000,000                 |
| Albay 3rd District Engineering Office         | 75,000,000                  | 75,000,000                  |
| Camarines Norte District Engineering Office   | 285,000,000                 | 285,000,000                 |
| Camarines Sur 1st District Engineering Office | 63,000,000                  | 63,000,000                  |
| Camarines Sur 2nd District Engineering Office | 138,000,000                 | 138,000,000                 |
| Camarines Sur 3rd District Engineering Office | 132,000,000                 | 132,000,000                 |
| Camarines Sur 4th District Engineering Office | 93,000,000                  | 93,000,000                  |
| Camarines Sur 5th District Engineering Office | 83,000,000                  | 83,000,000                  |
| Catanduanes District Engineering Office       | 72,000,000                  | 72,000,000                  |
| Masbate 1st District Engineering Office       | 10,000,000                  | 10,000,000                  |
| Masbate 2nd District Engineering Office       | 5,000,000                   | 5,000,000                   |
| Sorsogon District Engineering Office          | 677,500,000                 | 677,500,000                 |
| Sorsogon 2nd District Engineering Office      | 210,000,000                 | 210,000,000                 |
| <b>Region VI - Western Visayas</b>            | <b><u>1,947,100,000</u></b> | <b><u>1,947,100,000</u></b> |
| Aklan District Engineering Office             | 145,000,000                 | 145,000,000                 |
| Bacolod City District Engineering Office      | 192,500,000                 | 192,500,000                 |
| Capiz 1st District Engineering Office         | 105,000,000                 | 105,000,000                 |
| Capiz 2nd District Engineering Office         | 89,000,000                  | 89,000,000                  |
| Guimaras District Engineering Office          | 68,500,000                  | 68,500,000                  |
| Iloilo 1st District Engineering Office        | 231,000,000                 | 231,000,000                 |

|  |                      |                      |
|--|----------------------|----------------------|
| Iloilo 2nd District<br>Engineering Office            | 217,000,000          | 217,000,000          |
| Iloilo 3rd District<br>Engineering Office            | 165,000,000          | 165,000,000          |
| Iloilo 4th District<br>Engineering Office            | 225,000,000          | 225,000,000          |
| Iloilo City District<br>Engineering Office           | 146,000,000          | 146,000,000          |
| Negros Occidental 1st<br>District Engineering Office | 124,600,000          | 124,600,000          |
| Negros Occidental 2nd<br>District Engineering Office | 99,500,000           | 99,500,000           |
| Negros Occidental 3rd<br>District Engineering Office | 54,000,000           | 54,000,000           |
| Negros Occidental 4th<br>District Engineering Office | 85,000,000           | 85,000,000           |
| <b>Region VII - Central Visayas</b>                  | <b>1,760,000,000</b> | <b>1,760,000,000</b> |
| Bohol 1st District Engineering Office                | 242,000,000          | 242,000,000          |
| Bohol 2nd District Engineering Office                | 160,000,000          | 160,000,000          |
| Bohol 3rd District Engineering Office                | 132,000,000          | 132,000,000          |
| Cebu 1st District Engineering Office                 | 123,000,000          | 123,000,000          |
| Cebu 2nd District Engineering Office                 | 140,000,000          | 140,000,000          |
| Cebu 3rd District Engineering Office                 | 67,000,000           | 67,000,000           |
| Cebu 4th District Engineering Office                 | 62,000,000           | 62,000,000           |
| Cebu 5th District Engineering Office                 | 192,000,000          | 192,000,000          |
| Cebu 6th District Engineering Office                 | 136,000,000          | 136,000,000          |
| Cebu 7th District Engineering Office                 | 34,500,000           | 34,500,000           |
| Cebu City District Engineering Office                | 154,000,000          | 154,000,000          |
| Negros Oriental 1st District<br>Engineering Office   | 128,000,000          | 128,000,000          |
| Negros Oriental 2nd District<br>Engineering Office   | 29,000,000           | 29,000,000           |
| Negros Oriental 3rd District<br>Engineering Office   | 129,500,000          | 129,500,000          |
| Siquijor District<br>Engineering Office              | 31,000,000           | 31,000,000           |

| Region VIII - Eastern Visayas                       | 941,000,000 | 941,000,000 |
|---|-------------|-------------|
| Biliran District Engineering Office                 | 34,000,000  | 34,000,000  |
| Eastern Samar District Engineering Office           | 6,000,000   | 6,000,000   |
| Leyte 1st District Engineering Office               | 121,000,000 | 121,000,000 |
| Leyte 2nd District Engineering Office               | 35,000,000  | 35,000,000  |
| Leyte 3rd District Engineering Office               | 67,000,000  | 67,000,000  |
| Leyte 4th District Engineering Office               | 195,000,000 | 195,000,000 |
| Leyte 5th District Engineering Office               | 57,000,000  | 57,000,000  |
| Northern Samar 1st District Engineering Office      | 115,000,000 | 115,000,000 |
| Northern Samar 2nd District Engineering Office      | 40,000,000  | 40,000,000  |
| Samar 1st District Engineering Office               | 125,000,000 | 125,000,000 |
| Samar 2nd District Engineering Office               | 45,000,000  | 45,000,000  |
| Southern Leyte District Engineering Office          | 24,000,000  | 24,000,000  |
| Tacloban City District Engineering Office           | 77,000,000  | 77,000,000  |
| Region IX - Zamboanga Peninsula                     | 744,050,000 | 744,050,000 |
| Regional Office IX                                  | 123,000,000 | 123,000,000 |
| Isabela City District Engineering Office            | 126,000,000 | 126,000,000 |
| Zamboanga City District Engineering Office          | 30,000,000  | 30,000,000  |
| Zamboanga del Norte 1st District Engineering Office | 14,000,000  | 14,000,000  |
| Zamboanga del Norte 2nd District Engineering Office | 95,050,000  | 95,050,000  |
| Zamboanga del Norte 3rd District Engineering Office | 108,000,000 | 108,000,000 |
| Zamboanga del Sur 1st District Engineering Office   | 117,000,000 | 117,000,000 |
| Zamboanga del Sur 2nd District Engineering Office   | 85,000,000  | 85,000,000  |
| Zamboanga Sibugay 2nd District Engineering Office   | 46,000,000  | 46,000,000  |

|  |                      |                      |
|--|----------------------|----------------------|
| <b>Region X - Northern Mindanao</b>                    | <b>1,623,500,000</b> | <b>1,623,500,000</b> |
| Regional Office X                                      | 79,000,000           | 79,000,000           |
| Bukidnon 1st<br>District Engineering Office            | 151,500,000          | 151,500,000          |
| Bukidnon 2nd<br>District Engineering Office            | 382,000,000          | 382,000,000          |
| Bukidnon 3rd<br>District Engineering Office            | 136,000,000          | 136,000,000          |
| Cagayan de Oro City 1st<br>District Engineering Office | 70,000,000           | 70,000,000           |
| Cagayan de Oro City 2nd<br>District Engineering Office | 40,000,000           | 40,000,000           |
| Camiguin<br>District Engineering Office                | 120,000,000          | 120,000,000          |
| Lanao del Norte 1st<br>District Engineering Office     | 8,000,000            | 8,000,000            |
| Lanao del Norte 2nd<br>District Engineering Office     | 180,000,000          | 180,000,000          |
| Misamis Occidental 2nd<br>District Engineering Office  | 117,000,000          | 117,000,000          |
| Misamis Occidental District<br>Engineering Office      | 77,000,000           | 77,000,000           |
| Misamis Oriental 1st District<br>Engineering Office    | 116,000,000          | 116,000,000          |
| Misamis Oriental 2nd District<br>Engineering Office    | 147,000,000          | 147,000,000          |
| <b>Region XI - Davao</b>                               | <b>1,419,500,000</b> | <b>1,419,500,000</b> |
| Davao de Oro District<br>Engineering Office            | 341,000,000          | 341,000,000          |
| Davao City District<br>Engineering Office              | 135,000,000          | 135,000,000          |
| Davao City 2nd District<br>Engineering Office          | 299,500,000          | 299,500,000          |
| Davao del Norte District<br>Engineering Office         | 240,000,000          | 240,000,000          |
| Davao del Sur District<br>Engineering Office           | 124,000,000          | 124,000,000          |
| Davao Occidental District<br>Engineering Office        | 70,000,000           | 70,000,000           |

|  |                      |                      |
|--|----------------------|----------------------|
| Davao Oriental 1st District<br>Engineering Office  | 90,000,000           | 90,000,000           |
| Davao Oriental 2nd District<br>Engineering Office  | 120,000,000          | 120,000,000          |
| <b>Region XII - SOCCSKSARGEN</b>   | <b>1,480,000,000</b> | <b>1,480,000,000</b> |
| Regional Office XII  | 106,000,000          | 106,000,000          |
| Cotabato 1st District<br>Engineering Office  | 15,000,000           | 15,000,000           |
| Cotabato 2nd District<br>Engineering Office  | 142,000,000          | 142,000,000          |
| Cotabato 3rd District<br>Engineering Office  | 118,000,000          | 118,000,000          |
| Cotabato City District<br>Engineering Office   | 8,000,000            | 8,000,000            |
| Sarangani District<br>Engineering Office   | 302,600,000          | 302,600,000          |
| South Cotabato 2nd District<br>Engineering Office  | 197,000,000          | 197,000,000          |
| South Cotabato District<br>Engineering Office  | 331,400,000          | 331,400,000          |
| Sultan Kudarat 1st District<br>Engineering Office  | 110,000,000          | 110,000,000          |
| Sultan Kudarat 2nd District<br>Engineering Office  | 150,000,000          | 150,000,000          |
| <b>Region XIII - Caraga</b>  | <b>990,500,000</b>   | <b>990,500,000</b>   |
| Agusan del Norte District<br>Engineering Office  | 28,500,000           | 28,500,000           |
| Agusan del Sur 1st District<br>Engineering Office  | 112,000,000          | 112,000,000          |
| Agusan del Sur 2nd District<br>Engineering Office  | 129,000,000          | 129,000,000          |
| Butuan City District<br>Engineering Office   | 35,000,000           | 35,000,000           |
| Dinagat Islands District<br>Engineering Office   | 112,000,000          | 112,000,000          |
| Surigao del Norte 1st District<br>Engineering Office (formerly Surigao del Norte<br>2nd District Engineering Office) | 293,000,000          | 293,000,000          |



|   |                    |                    |
|---|--------------------|--------------------|
| Surigao del Norte 2nd District<br>Engineering Office  | 71,000,000         | 71,000,000         |
| Surigao del Sur 1st District<br>Engineering Office  | 110,000,000        | 110,000,000        |
| Surigao del Sur 2nd District<br>Engineering Office  | 100,000,000        | 100,000,000        |
| Basic Infrastructure Program (BIP) -<br>Major/Strategic Public Buildings/<br>Facilities Structural and Resilience Program | <u>415,500,000</u> | <u>415,500,000</u> |
| Basic Infrastructure Program (BIP) -<br>Major/Strategic Public Buildings/<br>Facilities Structural and Resilience Program | <u>415,500,000</u> | <u>415,500,000</u> |
| National Capital Region (NCR)   | <u>263,500,000</u> | <u>263,500,000</u> |
| Las Piñas-Muntinlupa<br>District Engineering Office   | 40,500,000         | 40,500,000         |
| Malabon-Navotas District<br>Engineering Office  | 2,000,000          | 2,000,000          |
| Metro Manila 2nd District<br>Engineering Office   | 7,000,000          | 7,000,000          |
| Metro Manila 3rd District<br>Engineering Office   | 3,000,000          | 3,000,000          |
| North Manila District<br>Engineering Office   | 70,000,000         | 70,000,000         |
| Quezon City 2nd District<br>Engineering Office  | 6,000,000          | 6,000,000          |
| South Manila District<br>Engineering Office   | 135,000,000        | 135,000,000        |
| Region I - Ilocos   | <u>27,000,000</u>  | <u>27,000,000</u>  |
| La Union 1st District<br>Engineering Office   | 22,000,000         | 22,000,000         |
| Pangasinan 1st District<br>Engineering Office   | 5,000,000          | 5,000,000          |
| Cordillera Administrative Region (CAR)  | <u>15,000,000</u>  | <u>15,000,000</u>  |
| Baguio City District<br>Engineering Office  | 15,000,000         | 15,000,000         |
| Region III - Central Luzon  | <u>42,000,000</u>  | <u>42,000,000</u>  |
| Bulacan 1st District<br>Engineering Office  | 5,000,000          | 5,000,000          |
| Pampanga 1st District<br>Engineering Office   | 37,000,000         | 37,000,000         |

|   |                      |                      |
|---|----------------------|----------------------|
| Region IVA - CALABARZON   | <u>40,000,000</u>    | <u>40,000,000</u>    |
| Batangas 4th District<br>Engineering Office   | 30,000,000           | 30,000,000           |
| Quezon 3rd District<br>Engineering Office   | 10,000,000           | 10,000,000           |
| Region VI - Western Visayas   | <u>25,000,000</u>    | <u>25,000,000</u>    |
| Negros Occidental 2nd<br>District Engineering Office  | 25,000,000           | 25,000,000           |
| Region IX - Zamboanga Peninsula   | <u>3,000,000</u>     | <u>3,000,000</u>     |
| Zamboanga del Norte 3rd<br>District Engineering Office  | 3,000,000            | 3,000,000            |
| Basic Infrastructure Program (BIP) -<br>Evacuation Centers/Quarantine Facilities/<br>Public Health Facilities | <u>2,736,600,000</u> | <u>2,736,600,000</u> |
| Basic Infrastructure Program (BIP) -<br>Evacuation Centers/Quarantine Facilities/<br>Public Health Facilities | <u>2,736,600,000</u> | <u>2,736,600,000</u> |
| National Capital Region (NCR)   | <u>939,000,000</u>   | <u>939,000,000</u>   |
| Central Office  | 909,000,000          | 909,000,000          |
| Las Piñas - Muntinlupa District<br>Engineering Office   | 30,000,000           | 30,000,000           |
| Region I - Ilocos   | <u>125,000,000</u>   | <u>125,000,000</u>   |
| Ilocos Norte 1st District<br>Engineering Office   | 10,000,000           | 10,000,000           |
| Ilocos Sur 1st District<br>Engineering Office   | 15,000,000           | 15,000,000           |
| Ilocos Sur 2nd District<br>Engineering Office   | 44,000,000           | 44,000,000           |
| La Union 2nd District<br>Engineering Office   | 30,000,000           | 30,000,000           |
| Pangasinan 2nd District<br>Engineering Office   | 7,000,000            | 7,000,000            |
| Pangasinan 3rd District<br>Engineering Office   | 7,000,000            | 7,000,000            |
| Pangasinan 4th District<br>Engineering Office   | 12,000,000           | 12,000,000           |

|  |                    |                    |
|--|--------------------|--------------------|
| <b>Cordillera Administrative Region (CAR)</b>  | <b>45,000,000</b>  | <b>45,000,000</b>  |
| Apayao 2nd District<br>Engineering Office      | 5,000,000          | 5,000,000          |
| Benguet 1st District<br>Engineering Office     | 17,000,000         | 17,000,000         |
| Benguet 2nd District<br>Engineering Office     | 23,000,000         | 23,000,000         |
| <b>Region II - Cagayan Valley</b>              | <b>80,000,000</b>  | <b>80,000,000</b>  |
| Cagayan 2nd District<br>Engineering Office     | 10,000,000         | 10,000,000         |
| Isabela 1st District<br>Engineering Office     | 5,000,000          | 5,000,000          |
| Isabela 2nd District<br>Engineering Office     | 6,000,000          | 6,000,000          |
| Isabela 3rd District<br>Engineering Office     | 10,000,000         | 10,000,000         |
| Isabela 4th District<br>Engineering Office     | 5,000,000          | 5,000,000          |
| Quirino District<br>Engineering Office         | 44,000,000         | 44,000,000         |
| <b>Region III - Central Luzon</b>              | <b>282,000,000</b> | <b>282,000,000</b> |
| Bataan 2nd District<br>Engineering Office      | 156,000,000        | 156,000,000        |
| Bulacan 1st District<br>Engineering Office     | 5,000,000          | 5,000,000          |
| Bulacan 2nd District<br>Engineering Office     | 60,000,000         | 60,000,000         |
| Nueva Ecija 1st District<br>Engineering Office | 37,000,000         | 37,000,000         |
| Nueva Ecija 2nd District<br>Engineering Office | 19,000,000         | 19,000,000         |
| Zambales 2nd District<br>Engineering Office    | 5,000,000          | 5,000,000          |
| <b>Region IVA - CALABARZON</b>                 | <b>259,000,000</b> | <b>259,000,000</b> |
| Batangas 1st District<br>Engineering Office    | 85,000,000         | 85,000,000         |
| Batangas 2nd District<br>Engineering Office    | 15,000,000         | 15,000,000         |

|   |                    |                    |
|---|--------------------|--------------------|
| Batangas 3rd District<br>Engineering Office       | 15,000,000         | 15,000,000         |
| Batangas 4th District<br>Engineering Office       | 5,000,000          | 5,000,000          |
| Cavite District Engineering Office                | 18,000,000         | 18,000,000         |
| Cavite 2nd District Engineering Office            | 35,000,000         | 35,000,000         |
| Cavite Third District<br>Engineering Office       | 18,000,000         | 18,000,000         |
| Laguna 2nd District<br>Engineering Office         | 18,000,000         | 18,000,000         |
| Quezon 2nd District<br>Engineering Office         | 20,000,000         | 20,000,000         |
| Quezon 4th District<br>Engineering Office         | 10,000,000         | 10,000,000         |
| Rizal 1st District<br>Engineering Office          | 20,000,000         | 20,000,000         |
| <b>Region IVB - MIMAROPA</b>                      | <b>62,000,000</b>  | <b>62,000,000</b>  |
| Marinduque District<br>Engineering Office         | 5,000,000          | 5,000,000          |
| Mindoro Occidental District<br>Engineering Office | 42,000,000         | 42,000,000         |
| Palawan 1st District<br>Engineering Office        | 10,000,000         | 10,000,000         |
| Southern Mindoro District<br>Engineering Office   | 5,000,000          | 5,000,000          |
| <b>Region V - Bicol</b>                           | <b>209,600,000</b> | <b>209,600,000</b> |
| Albay 1st District Engineering Office             | 33,000,000         | 33,000,000         |
| Albay 3rd District Engineering Office             | 30,000,000         | 30,000,000         |
| Camarines Norte District<br>Engineering Office    | 15,000,000         | 15,000,000         |
| Camarines Sur 1st District<br>Engineering Office  | 5,000,000          | 5,000,000          |
| Camarines Sur 3rd District<br>Engineering Office  | 10,000,000         | 10,000,000         |
| Camarines Sur 5th District<br>Engineering Office  | 59,600,000         | 59,600,000         |
| Catanduanes District<br>Engineering Office        | 10,000,000         | 10,000,000         |

|  |                    |                    |
|--|--------------------|--------------------|
| Sorsogon 2nd District<br>Engineering Office          | 10,000,000         | 10,000,000         |
| Sorsogon District<br>Engineering Office              | 37,000,000         | 37,000,000         |
| <b>Region VI - Western Visayas</b>                   | <b>42,000,000</b>  | <b>42,000,000</b>  |
| Bacolod City District<br>Engineering Office          | 5,000,000          | 5,000,000          |
| Capiz 1st District<br>Engineering Office             | 5,000,000          | 5,000,000          |
| Capiz 2nd District<br>Engineering Office             | 5,000,000          | 5,000,000          |
| Iloilo 1st District<br>Engineering Office            | 10,000,000         | 10,000,000         |
| Iloilo 2nd District<br>Engineering Office            | 5,000,000          | 5,000,000          |
| Iloilo 4th District<br>Engineering Office            | 7,000,000          | 7,000,000          |
| Negros Occidental 1st<br>District Engineering Office | 5,000,000          | 5,000,000          |
| <b>Region VII - Central Visayas</b>                  | <b>90,000,000</b>  | <b>90,000,000</b>  |
| Bohol 1st District Engineering Office                | 30,000,000         | 30,000,000         |
| Cebu 3rd District Engineering Office                 | 5,000,000          | 5,000,000          |
| Cebu 6th District Engineering Office                 | 5,000,000          | 5,000,000          |
| Negros Oriental 1st District<br>Engineering Office   | 15,000,000         | 15,000,000         |
| Negros Oriental 2nd District<br>Engineering Office   | 35,000,000         | 35,000,000         |
| <b>Region VIII - Eastern Visayas</b>                 | <b>139,000,000</b> | <b>139,000,000</b> |
| Eastern Samar District<br>Engineering Office         | 19,000,000         | 19,000,000         |
| Leyte 4th District Engineering Office                | 14,000,000         | 14,000,000         |
| Leyte 5th District Engineering Office                | 8,000,000          | 8,000,000          |
| Northern Samar 1st District<br>Engineering Office    | 35,000,000         | 35,000,000         |
| Northern Samar 2nd District<br>Engineering Office    | 7,000,000          | 7,000,000          |
| Southern Leyte District<br>Engineering Office        | 56,000,000         | 56,000,000         |

|   |                      |                      |
|---|----------------------|----------------------|
| Region IX - Zamboanga Peninsula   | <u>5,000,000</u>     | <u>5,000,000</u>     |
| Zamboanga del Norte 3rd District Engineering Office                               | 5,000,000            | 5,000,000            |
| Region X - Northern Mindanao  | <u>90,000,000</u>    | <u>90,000,000</u>    |
| Regional Office X   | 10,000,000           | 10,000,000           |
| Bukidnon 2nd District Engineering Office  | 20,000,000           | 20,000,000           |
| Bukidnon 3rd District Engineering Office  | 5,000,000            | 5,000,000            |
| Cagayan de Oro City 1st District Engineering Office                               | 20,000,000           | 20,000,000           |
| Camiguin District Engineering Office  | 25,000,000           | 25,000,000           |
| Misamis Occidental District Engineering Office                                    | 5,000,000            | 5,000,000            |
| Misamis Oriental 1st District Engineering Office                                  | 5,000,000            | 5,000,000            |
| Region XI - Davao   | <u>255,000,000</u>   | <u>255,000,000</u>   |
| Davao City District Engineering Office  | 211,000,000          | 211,000,000          |
| Davao City 2nd District Engineering Office  | 24,000,000           | 24,000,000           |
| Davao del Norte District Engineering Office                                       | 10,000,000           | 10,000,000           |
| Davao Oriental 2nd District Engineering Office                                    | 10,000,000           | 10,000,000           |
| Region XII - SOCCSKSARGEN   | <u>53,000,000</u>    | <u>53,000,000</u>    |
| Cotabato 3rd District Engineering Office  | 15,000,000           | 15,000,000           |
| Sarangani District Engineering Office   | 30,000,000           | 30,000,000           |
| South Cotabato 1st District Engineering Office                                    | 8,000,000            | 8,000,000            |
| Region XIII - Caraga  | <u>61,000,000</u>    | <u>61,000,000</u>    |
| Agusan del Sur 1st District Engineering Office                                    | 6,000,000            | 6,000,000            |
| Surigao del Sur 1st District Engineering Office                                   | 55,000,000           | 55,000,000           |
| Basic Infrastructure Program (BIP) - Public Water Supply System (Level II or III) | <u>1,910,600,000</u> | <u>1,910,600,000</u> |
| Basic Infrastructure Program (BIP) - Public Water Supply System (Level II or III) | <u>1,910,600,000</u> | <u>1,910,600,000</u> |

|  |                    |                    |
|--|--------------------|--------------------|
| National Capital Region (NCR)                          | <u>210,000,000</u> | <u>210,000,000</u> |
| Central Office   | 210,000,000        | 210,000,000        |
| Region I - Ilocos                                      | <u>16,000,000</u>  | <u>16,000,000</u>  |
| Ilocos Norte 1st District<br>Engineering Office        | 6,000,000          | 6,000,000          |
| Ilocos Sur 1st District<br>Engineering Office          | 5,000,000          | 5,000,000          |
| La Union 1st District<br>Engineering Office            | 5,000,000          | 5,000,000          |
| Cordillera Administrative Region (CAR)                 | <u>38,000,000</u>  | <u>38,000,000</u>  |
| Abra District Engineering Office                       | 20,000,000         | 20,000,000         |
| Benguet 2nd District Engineering Office                | 3,000,000          | 3,000,000          |
| Ifugao 1st District Engineering Office                 | 10,000,000         | 10,000,000         |
| Mountain Province First District<br>Engineering Office | 5,000,000          | 5,000,000          |
| Region II - Cagayan Valley                             | <u>61,500,000</u>  | <u>61,500,000</u>  |
| Batanes District Engineering Office                    | 10,500,000         | 10,500,000         |
| Cagayan 1st District Engineering Office                | 5,000,000          | 5,000,000          |
| Cagayan 3rd District Engineering Office                | 36,000,000         | 36,000,000         |
| Isabela 1st District Engineering Office                | 5,000,000          | 5,000,000          |
| Isabela 2nd District Engineering Office                | 5,000,000          | 5,000,000          |
| Region III - Central Luzon                             | <u>5,500,000</u>   | <u>5,500,000</u>   |
| Aurora District Engineering Office                     | 5,500,000          | 5,500,000          |
| Region IVA - CALABARZON                                | <u>188,000,000</u> | <u>188,000,000</u> |
| Batangas 1st District<br>Engineering Office            | 66,000,000         | 66,000,000         |
| Batangas 2nd District<br>Engineering Office            | 15,000,000         | 15,000,000         |
| Batangas 3rd District<br>Engineering Office            | 30,000,000         | 30,000,000         |
| Batangas 4th District<br>Engineering Office            | 38,000,000         | 38,000,000         |
| Laguna 2nd District<br>Engineering Office              | 10,000,000         | 10,000,000         |

|  |                    |                    |
|--|--------------------|--------------------|
| Quezon 1st District<br>Engineering Office            | 14,000,000         | 14,000,000         |
| Quezon 2nd District<br>Engineering Office            | 10,000,000         | 10,000,000         |
| Rizal 2nd District<br>Engineering Office             | 5,000,000          | 5,000,000          |
| <b>Region IVB - MIMAROPA</b>                         | <b>47,000,000</b>  | <b>47,000,000</b>  |
| Marinduque District Engineering Office               | 20,000,000         | 20,000,000         |
| Mindoro Oriental District Engineering Office         | 5,000,000          | 5,000,000          |
| Palawan 1st District Engineering Office              | 5,000,000          | 5,000,000          |
| Palawan 3rd District Engineering Office              | 10,000,000         | 10,000,000         |
| Romblon District Engineering Office                  | 7,000,000          | 7,000,000          |
| <b>Region V - Bicol</b>                              | <b>569,600,000</b> | <b>569,600,000</b> |
| Albay 1st District Engineering Office                | 20,000,000         | 20,000,000         |
| Albay 2nd District Engineering Office                | 455,000,000        | 455,000,000        |
| Albay 3rd District Engineering Office                | 24,000,000         | 24,000,000         |
| Camarines Sur 4th District<br>Engineering Office     | 2,500,000          | 2,500,000          |
| Catanduanes District<br>Engineering Office           | 50,000,000         | 50,000,000         |
| Sorsogon District<br>Engineering Office              | 18,100,000         | 18,100,000         |
| <b>Region VI - Western Visayas</b>                   | <b>186,000,000</b> | <b>186,000,000</b> |
| Aklan District Engineering Office                    | 15,000,000         | 15,000,000         |
| Bacolod City District Engineering Office             | 59,000,000         | 59,000,000         |
| Iloilo 1st District Engineering Office               | 28,000,000         | 28,000,000         |
| Negros Occidental 1st<br>District Engineering Office | 49,000,000         | 49,000,000         |
| Negros Occidental 2nd<br>District Engineering Office | 15,000,000         | 15,000,000         |
| Negros Occidental 3rd<br>District Engineering Office | 10,000,000         | 10,000,000         |
| Negros Occidental 4th<br>District Engineering Office | 10,000,000         | 10,000,000         |



|   |                    |                    |
|---|--------------------|--------------------|
| <b>Region VII - Central Visayas</b>                 | <b>78,500,000</b>  | <b>78,500,000</b>  |
| Bohol 2nd District Engineering Office               | 5,000,000          | 5,000,000          |
| Bohol 3rd District Engineering Office               | 6,000,000          | 6,000,000          |
| Cebu 5th District Engineering Office                | 17,000,000         | 17,000,000         |
| Cebu City District Engineering Office               | 5,000,000          | 5,000,000          |
| Negros Oriental 1st District Engineering Office     | 7,000,000          | 7,000,000          |
| Negros Oriental 2nd District Engineering Office     | 15,000,000         | 15,000,000         |
| Negros Oriental 3rd District Engineering Office     | 19,500,000         | 19,500,000         |
| Siquijor District Engineering Office                | 4,000,000          | 4,000,000          |
| <b>Region VIII - Eastern Visayas</b>                | <b>5,000,000</b>   | <b>5,000,000</b>   |
| Leyte 3rd District Engineering Office               | 5,000,000          | 5,000,000          |
| <b>Region IX - Zamboanga Peninsula</b>              | <b>67,000,000</b>  | <b>67,000,000</b>  |
| Regional Office IX                                  | 10,000,000         | 10,000,000         |
| Zamboanga del Norte 2nd District Engineering Office | 3,000,000          | 3,000,000          |
| Zamboanga del Norte 3rd District Engineering Office | 49,000,000         | 49,000,000         |
| Zamboanga del Sur 2nd District Engineering Office   | 5,000,000          | 5,000,000          |
| <b>Region X - Northern Mindanao</b>                 | <b>193,000,000</b> | <b>193,000,000</b> |
| Bukidnon 1st District Engineering Office            | 23,000,000         | 23,000,000         |
| Bukidnon 2nd District Engineering Office            | 23,000,000         | 23,000,000         |
| Bukidnon 3rd District Engineering Office            | 55,000,000         | 55,000,000         |
| Lanao del Norte 1st District Engineering Office     | 45,000,000         | 45,000,000         |
| Misamis Occidental 2nd District Engineering Office  | 25,000,000         | 25,000,000         |
| Misamis Oriental 1st District Engineering Office    | 12,000,000         | 12,000,000         |
| Misamis Oriental 2nd District Engineering Office    | 10,000,000         | 10,000,000         |

|  |   |                      |                        |                        |   |                        |   |                        |
|--|---|----------------------|------------------------|------------------------|---|------------------------|---|------------------------|
| Region XI - Davao                                    |   |                      | <u>165,500,000</u>     | <u>165,500,000</u>     |   |                        |   |                        |
| Davao de Oro District<br>Engineering Office          |   |                      | 28,000,000             | 28,000,000             |   |                        |   |                        |
| Davao City District Engineering Office               |   |                      | 15,500,000             | 15,500,000             |   |                        |   |                        |
| Davao City 2nd District Engineering Office           |   |                      | 20,000,000             | 20,000,000             |   |                        |   |                        |
| Davao del Norte District<br>Engineering Office       |   |                      | 27,000,000             | 27,000,000             |   |                        |   |                        |
| Davao del Sur District<br>Engineering Office         |   |                      | 15,000,000             | 15,000,000             |   |                        |   |                        |
| Davao Occidental District<br>Engineering Office      |   |                      | 20,000,000             | 20,000,000             |   |                        |   |                        |
| Davao Oriental 1st District<br>Engineering Office    |   |                      | 40,000,000             | 40,000,000             |   |                        |   |                        |
| Region XII - SOCCSKSARGEN                            |   |                      | <u>65,000,000</u>      | <u>65,000,000</u>      |   |                        |   |                        |
| Cotabato 2nd District<br>Engineering Office          |   |                      | 15,000,000             | 15,000,000             |   |                        |   |                        |
| Cotabato 3rd District<br>Engineering Office          |   |                      | 5,000,000              | 5,000,000              |   |                        |   |                        |
| South Cotabato District<br>Engineering Office        |   |                      | 45,000,000             | 45,000,000             |   |                        |   |                        |
| Region XIII - Caraga                                 |   |                      | <u>15,000,000</u>      | <u>15,000,000</u>      |   |                        |   |                        |
| Butuan City District Engineering Office              |   |                      | 5,000,000              | 5,000,000              |   |                        |   |                        |
| Surigao del Norte 2nd District<br>Engineering Office |   |                      | 10,000,000             | 10,000,000             |   |                        |   |                        |
| Sub-total, Operations                                |   |                      | <u>767,012,262,000</u> | <u>767,012,262,000</u> |   |                        |   |                        |
| TOTAL NEW APPROPRIATIONS                             | P | <u>9,694,067,000</u> | P                      | <u>5,350,104,000</u>   | P | <u>770,681,351,000</u> | P | <u>785,725,522,000</u> |

New Appropriations, by Object of Expenditures  
(In Thousand Pesos)

Current Operating Expenditures

Personnel Services

Civilian Personnel

Permanent Positions

Basic Salary

7,288,439

Total Permanent Positions

7,288,439

|   |             |
|---|-------------|
| Other Compensation Common to All                      |             |
| Personnel Economic Relief Allowance                   | 421,224     |
| Representation Allowance                              | 31,824      |
| Transportation Allowance                              | 30,150      |
| Clothing and Uniform Allowance                        | 105,306     |
| Mid-Year End Bonus                                    | 607,367     |
| Year End Bonus  | 607,367     |
| Cash Gift   | 87,755      |
| Productivity Enhancement Incentive                    | 87,755      |
| Step Increment  | 18,226      |
| Total Other Compensation Common to All                | 1,996,974   |
| Other Benefits  |             |
| PAG-IBIG Contributions                                | 21,060      |
| PhilHealth Contributions                              | 123,711     |
| Employees Compensation Insurance Premiums             | 21,060      |
| Terminal Leave  | 242,823     |
| Total Other Benefits                                  | 408,654     |
| Total Personnel Services                              | 9,694,067   |
| Maintenance and Other Operating Expenses              |             |
| Travelling Expenses                                   | 15,046      |
| Training and Scholarship Expenses                     | 12,745      |
| Supplies and Materials Expenses                       | 59,338      |
| Utility Expenses                                      | 304,321     |
| Communication Expenses                                | 53,275      |
| Confidential, Intelligence and Extraordinary Expenses |             |
| Extraordinary and Miscellaneous Expenses              | 4,079       |
| Professional Services                                 | 15,034      |
| General Services                                      | 74,843      |
| Repairs and Maintenance                               | 4,634,376   |
| Taxes, Insurance Premiums and Other Fees              | 102,081     |
| Other Maintenance and Operating Expenses              |             |
| Advertising Expenses                                  | 1,432       |
| Printing and Publication Expenses                     | 8,172       |
| Representation Expenses                               | 1,879       |
| Transportation and Delivery Expenses                  | 8,601       |
| Rent/Lease Expenses                                   | 26,883      |
| Membership Dues and Contributions to Organizations    | 321         |
| Subscription Expenses                                 | 21,517      |
| Other Maintenance and Operating Expense               | 6,161       |
| Total Maintenance and Other Operating Expenses        | 5,350,104   |
| Total Current Operating Expenditures                  | 15,044,171  |
| Capital Outlays                                       |             |
| Property, Plant and Equipment Outlay                  |             |
| Infrastructure Outlay                                 | 717,623,667 |
| Buildings and Other Structures                        | 52,049,497  |
| Machinery and Equipment Outlay                        | 1,008,187   |
| Total Capital Outlays                                 | 770,681,351 |
| TOTAL NEW APPROPRIATIONS                              | 785,725,522 |

**GENERAL SUMMARY**  
**DEPARTMENT OF PUBLIC WORKS AND HIGHWAYS**

|   | <u>Current Operating Expenditures</u> |   |                          |                          |
|---|---------------------------------------|---|--------------------------|--------------------------|
|   | <u>Personnel Services</u>             | <u>Maintenance and<br/>Other Operating<br/>Expenses</u> | <u>Capital Outlays</u>   | <u>Total</u>             |
| A. OFFICE OF THE SECRETARY  | P <u>9,694,067,000</u>                | P <u>5,350,104,000</u>                                  | P <u>770,681,351,000</u> | P <u>785,725,522,000</u> |
| TOTAL NEW APPROPRIATIONS, DEPARTMENT OF PUBLIC WORKS AND HIGHWAYS | P <u>9,694,067,000</u>                | P <u>5,350,104,000</u>                                  | P <u>770,681,351,000</u> | P <u>785,725,522,000</u> |

**XXI. DEPARTMENT OF SCIENCE AND TECHNOLOGY****A. OFFICE OF THE SECRETARY**

For general administration and support, support to operations, and operations, as indicated hereunder . . . . . P 6,673,183,000

**New Appropriations, by Program**

|  | Current Operating Expenditures |  |                            |                               |
|--|--------------------------------|--|----------------------------|-------------------------------|
|  | Personnel Services             | Maintenance and<br>Other Operating<br>Expenses | Capital Outlays            | Total                         |
| <b>PROGRAMS</b>                                      |                                |  |                            |                               |
| General Administration and Support                   | P 121,922,000                  | P 113,171,000                                  | P 26,847,000               | P 261,940,000                 |
| Support to Operations                                | 37,740,000                     | 20,530,000                                     | 1,000,000                  | 59,270,000                    |
| Operations   | <u>526,309,000</u>             | <u>5,825,664,000</u>                           |                            | <u>6,351,973,000</u>          |
| STRATEGIC SCIENCE AND TECHNOLOGY (S&T) PROGRAM       |                                | 3,633,174,000                                  |                            | 3,633,174,000                 |
| S&T PROGRAM FOR REGIONAL AND COUNTRYSIDE DEVELOPMENT | <u>526,309,000</u>             | <u>2,192,490,000</u>                           |                            | <u>2,718,799,000</u>          |
| <b>TOTAL NEW APPROPRIATIONS</b>                      | <u><u>P 685,971,000</u></u>    | <u><u>P 5,959,365,000</u></u>                  | <u><u>P 27,847,000</u></u> | <u><u>P 6,673,183,000</u></u> |

**Special Provision(s)**

1. **Priority Research Program.** The DOST, in coordination with the CCC, NEDA, and DILG, shall give priority to research on disaster risk reduction and climate change adaptation and mitigation, including climate impact models and climate-related technologies, to ensure that policy and technology development and application are consistent with local and international development initiatives and are based on science and contribute to resilience-building, promote inclusive and sustainable industrialization, and foster innovation.

The DOST shall also facilitate research on integrated approaches for an efficient transition to low-carbon development.

2. **Reporting and Posting Requirements.** The submission of the quarterly reports on its financial and physical accomplishments shall be in accordance with Section 99 of the General Provisions of this Act.

3. **Appropriations for Activities or Projects.** The amounts appropriated herein shall be used specifically for the following activities or projects in the indicated amounts and conditions:

**New Appropriations, by Programs/Activities/Projects**

|                                    | Current Operating Expenditures |  |                     |                      |
|------------------------------------|--------------------------------|--|---------------------|----------------------|
|                                    | Personnel Services             | Maintenance and<br>Other Operating<br>Expenses | Capital Outlays     | Total                |
| <b>PROGRAMS</b>                    |                                |  |                     |                      |
| General Administration and Support |                                |  |                     |                      |
| General Management and Supervision | P <u>113,075,000</u>           | P <u>113,171,000</u>                           | P <u>26,847,000</u> | P <u>253,093,000</u> |
| National Capital Region (NCR)      | <u>113,075,000</u>             | <u>113,171,000</u>                             | <u>26,847,000</u>   | <u>253,093,000</u>   |
| Central Office                     | 113,075,000                    | 113,171,000                                    | 26,847,000          | 253,093,000          |

|   |             |               |            |               |
|---|-------------|---------------|------------|---------------|
| Administration of Personnel Benefits  | 8,847,000   |               |            | 8,847,000     |
| National Capital Region (NCR)   | 647,000     |               |            | 647,000       |
| Central Office  | 647,000     |               |            | 647,000       |
| Region IVA - CALABARZON   | 3,110,000   |               |            | 3,110,000     |
| Regional Office - IVA   | 3,110,000   |               |            | 3,110,000     |
| Region VI - Western Visayas   | 2,121,000   |               |            | 2,121,000     |
| Regional Office - VI  | 2,121,000   |               |            | 2,121,000     |
| Region IX - Zamboanga Peninsula   | 1,267,000   |               |            | 1,267,000     |
| Regional Office - IX  | 1,267,000   |               |            | 1,267,000     |
| Region X - Northern Mindanao  | 1,702,000   |               |            | 1,702,000     |
| Regional Office - X   | 1,702,000   |               |            | 1,702,000     |
| Sub-total, General Administration and Support   | 121,922,000 | 113,171,000   | 26,847,000 | 261,940,000   |
| Support to Operations   |             |               |            |               |
| Planning, policy formulation, monitoring, evaluation and management information services  | 37,740,000  | 9,275,000     |            | 47,015,000    |
| National Capital Region (NCR)   | 37,740,000  | 9,275,000     |            | 47,015,000    |
| Central Office  | 37,740,000  | 9,275,000     |            | 47,015,000    |
| <b>Project(s)</b>   |             |               |            |               |
| Locally-Funded Project(s)   |             | 9,000,000     | 1,000,000  | 10,000,000    |
| Integrating Futures Thinking in the DOST's Regional and Provincial Office Operations  |             | 9,000,000     | 1,000,000  | 10,000,000    |
| Conduct of scientific and technological conferences and exhibitions and international/local science and technological networking and other related activities |             | 2,255,000     |            | 2,255,000     |
| National Capital Region (NCR)   |             | 2,255,000     |            | 2,255,000     |
| Central Office  |             | 2,255,000     |            | 2,255,000     |
| Sub-total, Support to Operations  | 37,740,000  | 20,530,000    | 1,000,000  | 59,270,000    |
| Operations  |             |               |            |               |
| Increased benefits to Filipinos from scientific knowledge and cutting-edge technological innovations  | 526,309,000 | 5,825,664,000 |            | 6,351,973,000 |
| <b>STRATEGIC SCIENCE AND TECHNOLOGY (S&amp;T) PROGRAM</b>   |             | 3,633,174,000 |            | 3,633,174,000 |
| Support to the harmonized national S&T agenda   |             | 3,633,174,000 |            | 3,633,174,000 |

|   |                    |                      |                      |
|---|--------------------|----------------------|----------------------|
| National Capital Region (NCR)   |                    | <u>3,633,174,000</u> | <u>3,633,174,000</u> |
| Central Office  |                    | 3,633,174,000        | 3,633,174,000        |
| S&T PROGRAM FOR REGIONAL AND COUNTRYSIDE DEVELOPMENT  | <u>526,309,000</u> | <u>2,192,490,000</u> | <u>2,718,799,000</u> |
| Diffusion and transfer of knowledge and technologies<br>and other related projects and activities |                    | <u>1,966,351,000</u> | <u>1,966,351,000</u> |
| National Capital Region (NCR)   |                    | <u>149,757,000</u>   | <u>149,757,000</u>   |
| Regional Office - NCR   |                    | 149,757,000          | 149,757,000          |
| Region I - Ilocos   |                    | <u>87,557,000</u>    | <u>87,557,000</u>    |
| Regional Office - I   |                    | 87,557,000           | 87,557,000           |
| Cordillera Administrative Region (CAR)  |                    | <u>91,722,000</u>    | <u>91,722,000</u>    |
| Regional Office - CAR   |                    | 91,722,000           | 91,722,000           |
| Region II - Cagayan Valley  |                    | <u>178,090,000</u>   | <u>178,090,000</u>   |
| Regional Office - II  |                    | 178,090,000          | 178,090,000          |
| Region III - Central Luzon  |                    | <u>224,143,000</u>   | <u>224,143,000</u>   |
| Regional Office - III   |                    | 224,143,000          | 224,143,000          |
| Region IVA - CALABARZON   |                    | <u>151,847,000</u>   | <u>151,847,000</u>   |
| Regional Office - IVA   |                    | 151,847,000          | 151,847,000          |
| Region IVB - MIMAROPA   |                    | <u>111,866,000</u>   | <u>111,866,000</u>   |
| Regional Office - IVB   |                    | 111,866,000          | 111,866,000          |
| Region V - Bicol  |                    | <u>103,377,000</u>   | <u>103,377,000</u>   |
| Regional Office - V   |                    | 103,377,000          | 103,377,000          |
| Region VI - Western Visayas   |                    | <u>143,614,000</u>   | <u>143,614,000</u>   |
| Regional Office - VI  |                    | 143,614,000          | 143,614,000          |
| Region VII - Central Visayas  |                    | <u>102,878,000</u>   | <u>102,878,000</u>   |
| Regional Office - VII   |                    | 102,878,000          | 102,878,000          |
| Region VIII - Eastern Visayas   |                    | <u>83,287,000</u>    | <u>83,287,000</u>    |
| Regional Office - VIII  |                    | 83,287,000           | 83,287,000           |
| Region IX - Zamboanga Peninsula   |                    | <u>125,361,000</u>   | <u>125,361,000</u>   |
| Regional Office - IX  |                    | 125,361,000          | 125,361,000          |
| Region X - Northern Mindanao  |                    | <u>126,996,000</u>   | <u>126,996,000</u>   |
| Regional Office - X   |                    | 126,996,000          | 126,996,000          |

|   |                    |                    |                    |
|---|--------------------|--------------------|--------------------|
| Region XI - Davao   |                    | <u>91,106,000</u>  | <u>91,106,000</u>  |
| Regional Office - XI                                      |                    | 91,106,000         | 91,106,000         |
| Region XII - SOCCSKSARGEN                                 |                    | <u>91,914,000</u>  | <u>91,914,000</u>  |
| Regional Office - XII                                     |                    | 91,914,000         | 91,914,000         |
| Region XIII - Caraga                                      |                    | <u>102,836,000</u> | <u>102,836,000</u> |
| Regional Office - XIII                                    |                    | 102,836,000        | 102,836,000        |
| Enhancement of science and technology projects/activities | <u>526,309,000</u> | <u>226,139,000</u> | <u>752,448,000</u> |
| National Capital Region (NCR)                             | <u>30,282,000</u>  | <u>8,366,000</u>   | <u>38,648,000</u>  |
| Regional Office - NCR                                     | 30,282,000         | 8,366,000          | 38,648,000         |
| Region I - Ilocos   | <u>25,787,000</u>  | <u>14,617,000</u>  | <u>40,404,000</u>  |
| Regional Office - I                                       | 25,787,000         | 14,617,000         | 40,404,000         |
| Cordillera Administrative Region (CAR)                    | <u>37,182,000</u>  | <u>15,127,000</u>  | <u>52,309,000</u>  |
| Regional Office - CAR                                     | 37,182,000         | 15,127,000         | 52,309,000         |
| Region II - Cagayan Valley                                | <u>31,809,000</u>  | <u>9,624,000</u>   | <u>41,433,000</u>  |
| Regional Office - II                                      | 31,809,000         | 9,624,000          | 41,433,000         |
| Region III - Central Luzon                                | <u>45,245,000</u>  | <u>12,079,000</u>  | <u>57,324,000</u>  |
| Regional Office - III                                     | 45,245,000         | 12,079,000         | 57,324,000         |
| Region IVA - CALABARZON                                   | <u>35,412,000</u>  | <u>14,879,000</u>  | <u>50,291,000</u>  |
| Regional Office - IVA                                     | 35,412,000         | 14,879,000         | 50,291,000         |
| Region IVB - MIMAROPA                                     | <u>33,982,000</u>  | <u>7,498,000</u>   | <u>41,480,000</u>  |
| Regional Office - IVB                                     | 33,982,000         | 7,498,000          | 41,480,000         |
| Region V - Bicol  | <u>32,846,000</u>  | <u>17,803,000</u>  | <u>50,649,000</u>  |
| Regional Office - V                                       | 32,846,000         | 17,803,000         | 50,649,000         |
| Region VI - Western Visayas                               | <u>37,246,000</u>  | <u>15,638,000</u>  | <u>52,884,000</u>  |
| Regional Office - VI                                      | 37,246,000         | 15,638,000         | 52,884,000         |
| Region VII - Central Visayas                              | <u>32,301,000</u>  | <u>17,006,000</u>  | <u>49,307,000</u>  |
| Regional Office - VII                                     | 32,301,000         | 17,006,000         | 49,307,000         |
| Region VIII - Eastern Visayas                             | <u>39,692,000</u>  | <u>15,155,000</u>  | <u>54,847,000</u>  |
| Regional Office - VIII                                    | 39,692,000         | 15,155,000         | 54,847,000         |



|                                 |                             |                               |   |
|---------------------------------|-----------------------------|-------------------------------|---|
| Region IX - Zamboanga Peninsula | <u>27,753,000</u>           | <u>14,026,000</u>             | <u>41,779,000</u>                                 |
| Regional Office - IX            | 27,753,000                  | 14,026,000                    | 41,779,000  |
| Region X - Northern Mindanao    | <u>27,457,000</u>           | <u>14,228,000</u>             | <u>41,685,000</u>                                 |
| Regional Office - X             | 27,457,000                  | 14,228,000                    | 41,685,000  |
| Region XI - Davao               | <u>35,542,000</u>           | <u>13,252,000</u>             | <u>48,794,000</u>                                 |
| Regional Office - XI            | 35,542,000                  | 13,252,000                    | 48,794,000  |
| Region XII - SOCCSKSARGEN       | <u>24,611,000</u>           | <u>23,810,000</u>             | <u>48,421,000</u>                                 |
| Regional Office - XII           | 24,611,000                  | 23,810,000                    | 48,421,000  |
| Region XIII - Caraga            | <u>29,162,000</u>           | <u>13,031,000</u>             | <u>42,193,000</u>                                 |
| Regional Office - XIII          | 29,162,000                  | 13,031,000                    | 42,193,000  |
| Sub-total, Operations           | <u>526,309,000</u>          | <u>5,825,664,000</u>          | <u>6,351,973,000</u>                              |
| <b>TOTAL NEW APPROPRIATIONS</b> | <b>P <u>685,971,000</u></b> | <b>P <u>5,959,365,000</u></b> | <b>P <u>27,847,000</u> P <u>6,673,183,000</u></b> |

**New Appropriations, by Object of Expenditures**  
(In Thousand Pesos)

**Current Operating Expenditures**

**Personnel Services**

**Civilian Personnel**

**Permanent Positions**

|              |                |
|--------------|----------------|
| Basic Salary | <u>393,980</u> |
|--------------|----------------|

|                           |                |
|---------------------------|----------------|
| Total Permanent Positions | <u>393,980</u> |
|---------------------------|----------------|

**Other Compensation Common to All**

|                                     |              |
|-------------------------------------|--------------|
| Personnel Economic Relief Allowance | 17,280       |
| Representation Allowance            | 4,758        |
| Transportation Allowance            | 4,638        |
| Clothing and Uniform Allowance      | 4,320        |
| Mid-Year Bonus                      | 32,832       |
| Year End Bonus                      | 32,832       |
| Cash Gift                           | 3,600        |
| Productivity Enhancement Incentive  | <u>3,600</u> |

|  |                |
|--|----------------|
| Total Other Compensation Common to All | <u>103,860</u> |
|--|----------------|

**Other Compensation for Specific Groups**

|  |                |
|--|----------------|
| Magna Carta for Science & Technology Personnel | <u>170,517</u> |
|--|----------------|

|  |                |
|--|----------------|
| Total Other Compensation for Specific Groups | <u>170,517</u> |
|--|----------------|

|   |           |
|---|-----------|
| Other Benefits  |           |
| PAG-IBIG Contributions                                | 866       |
| PhilHealth Contributions                              | 6,250     |
| Employees Compensation Insurance Premiums             | 866       |
| Loyalty Award - Civilian                              | 785       |
| Terminal Leave  | 8,847     |
|   | <hr/>     |
| Total Other Benefits                                  | 17,614    |
|   | <hr/>     |
| Total Personnel Services                              | 685,971   |
|   | <hr/>     |
| Maintenance and Other Operating Expenses              |           |
| Travelling Expenses                                   | 36,555    |
| Training and Scholarship Expenses                     | 11,824    |
| Supplies and Materials Expenses                       | 54,530    |
| Utility Expenses                                      | 39,411    |
| Communication Expenses                                | 18,844    |
| Awards/Rewards and Prizes                             | 257       |
| Confidential, Intelligence and Extraordinary Expenses |           |
| Extraordinary and Miscellaneous Expenses              | 4,267     |
| Professional Services                                 | 25,637    |
| General Services                                      | 80,922    |
| Repairs and Maintenance                               | 30,870    |
| Financial Assistance/Subsidy                          | 5,599,525 |
| Taxes, Insurance Premiums and Other Fees              | 8,346     |
| Other Maintenance and Operating Expenses              |           |
| Advertising Expenses                                  | 587       |
| Printing and Publication Expenses                     | 2,712     |
| Representation Expenses                               | 9,822     |
| Transportation and Delivery Expenses                  | 497       |
| Rent/Lease Expenses                                   | 6,725     |
| Membership Dues and Contributions to Organizations    | 639       |
| Subscription Expenses                                 | 24,228    |
| Other Maintenance and Operating Expenses              | 3,167     |
|   | <hr/>     |
| Total Maintenance and Other Operating Expenses        | 5,959,365 |
|   | <hr/>     |
| Total Current Operating Expenditures                  | 6,645,336 |
|   | <hr/>     |
| Capital Outlays                                       |           |
| Property, Plant and Equipment Outlay                  |           |
| Machinery and Equipment Outlay                        | 27,847    |
|   | <hr/>     |
| Total Capital Outlays                                 | 27,847    |
|   | <hr/>     |
| TOTAL NEW APPROPRIATIONS                              | 6,673,183 |
|   | <hr/>     |

**B. ADVANCED SCIENCE AND TECHNOLOGY INSTITUTE**

For general administration and support, and operations, as indicated hereunder . . . . . P 514,243,000

New Appropriations, by Program

|  | Current Operating Expenditures |  |                  |                      |
|--|--------------------------------|--|------------------|----------------------|
|  | Personnel Services             | Maintenance and Other Operating Expenses | Capital Outlays  | Total                |
| <b>PROGRAMS</b>  |                                |  |                  |                      |
| General Administration and Support                               | P 29,280,000                   | P 35,051,000                             | P                | P 64,331,000         |
| Operations   | 39,051,000                     | 410,346,000                              | 515,000          | 449,912,000          |
| ADVANCED SCIENCE AND TECHNOLOGY RESEARCH AND DEVELOPMENT PROGRAM | 39,051,000                     | 53,600,000                               | 515,000          | 93,166,000           |
| ADVANCED SCIENCE AND TECHNOLOGY TRANSFER PROGRAM                 |                                | 356,746,000                              |                  | 356,746,000          |
| <b>TOTAL NEW APPROPRIATIONS</b>                                  | <b>P 68,331,000</b>            | <b>P 445,397,000</b>                     | <b>P 515,000</b> | <b>P 514,243,000</b> |

**Special Provisions**

1. **Reporting and Posting Requirements.** The submission of the quarterly reports on its financial and physical accomplishments shall be in accordance with Section 99 of the General Provisions of this Act.

2. **Appropriations for Activities or Projects.** The amounts appropriated herein shall be used specifically for the following activities or projects in the indicated amounts and conditions:

**New Appropriations, by Programs/Activities/Projects**

|   | Current Operating Expenditures |  |                 |              |
|---|--------------------------------|--|-----------------|--------------|
|   | Personnel Services             | Maintenance and Other Operating Expenses | Capital Outlays | Total        |
| <b>PROGRAMS</b>   |                                |  |                 |              |
| General Administration and Support  |                                |  |                 |              |
| General Management and Supervision  | P 29,280,000                   | P 35,051,000                             | P               | P 64,331,000 |
| Sub-total, General Administration and Support   | 29,280,000                     | 35,051,000                               |                 | 64,331,000   |
| Operations  |                                |  |                 |              |
| Increased benefits to Filipinos from scientific knowledge and technologies in ICT and Microelectronics                      | 39,051,000                     | 410,346,000                              | 515,000         | 449,912,000  |
| ADVANCED SCIENCE AND TECHNOLOGY RESEARCH AND DEVELOPMENT PROGRAM  | 39,051,000                     | 53,600,000                               | 515,000         | 93,166,000   |
| Scientific Research and Development in the Advanced Fields of Studies including Microelectronics and Information Technology | 39,051,000                     | 53,600,000                               | 515,000         | 93,166,000   |
| ADVANCED SCIENCE AND TECHNOLOGY TRANSFER PROGRAM  |                                | 356,746,000                              |                 | 356,746,000  |
| Technical transfer through diffusion and commercialization  |                                | 356,746,000                              |                 | 356,746,000  |

|                                 |                            |                             |                         |                             |
|---------------------------------|----------------------------|-----------------------------|-------------------------|-----------------------------|
| Sub-total, Operations           | <u>39,051,000</u>          | <u>410,346,000</u>          | <u>515,000</u>          | <u>449,912,000</u>          |
| <b>TOTAL NEW APPROPRIATIONS</b> | <b>P <u>68,331,000</u></b> | <b>P <u>445,397,000</u></b> | <b>P <u>515,000</u></b> | <b>P <u>514,243,000</u></b> |

New Appropriations, by Object of Expenditures  
(In Thousand Pesos)

Current Operating Expenditures

Personnel Services

Civilian Personnel

Permanent Positions

|              |               |
|--------------|---------------|
| Basic Salary | <u>40,815</u> |
|--------------|---------------|

|                           |               |
|---------------------------|---------------|
| Total Permanent Positions | <u>40,815</u> |
|---------------------------|---------------|

Other Compensation Common to All

|                                     |            |
|-------------------------------------|------------|
| Personnel Economic Relief Allowance | 1,896      |
| Representation Allowance            | 408        |
| Transportation Allowance            | 408        |
| Clothing and Uniform Allowance      | 474        |
| Mid-Year Bonus - Civilian           | 3,402      |
| Year End Bonus                      | 3,402      |
| Cash Gift                           | 395        |
| Productivity Enhancement Incentive  | <u>395</u> |

|  |               |
|--|---------------|
| Total Other Compensation Common to All | <u>10,780</u> |
|--|---------------|

Other Compensation for Specific Groups

|  |               |
|--|---------------|
| Magna Carta for Science & Technology Personnel | <u>15,872</u> |
|--|---------------|

|  |               |
|--|---------------|
| Total Other Compensation for Specific Groups | <u>15,872</u> |
|--|---------------|

Other Benefits

|   |           |
|---|-----------|
| PAG-IBIG Contributions                    | 95        |
| PhilHealth Contributions                  | 674       |
| Employees Compensation Insurance Premiums | <u>95</u> |

|                      |            |
|----------------------|------------|
| Total Other Benefits | <u>864</u> |
|----------------------|------------|

|                          |               |
|--------------------------|---------------|
| Total Personnel Services | <u>68,331</u> |
|--------------------------|---------------|

Maintenance and Other Operating Expenses

|  |              |
|--|--------------|
| Travelling Expenses                                    | 3,605        |
| Training and Scholarship Expenses                      | 2,737        |
| Supplies and Materials Expenses                        | 10,500       |
| Utility Expenses                                       | 17,587       |
| Communication Expenses                                 | 243,480      |
| Awards/Rewards and Prizes                              | 250          |
| Survey, Research, Exploration and Development Expenses | <u>3,130</u> |

|   |                |
|---|----------------|
| Confidential, Intelligence and Extraordinary Expenses |                |
| Extraordinary and Miscellaneous Expenses              | 136            |
| Professional Services                                 | 74,477         |
| General Services                                      | 12,022         |
| Repairs and Maintenance                               | 4,015          |
| Taxes, Insurance Premiums and Other Fees              | 12,791         |
| Labor and Wages                                       | 120            |
| Other Maintenance and Operating Expenses              |                |
| Advertising Expenses                                  | 484            |
| Printing and Publication Expenses                     | 325            |
| Representation Expenses                               | 739            |
| Transportation and Delivery Expenses                  | 665            |
| Rent/Lease Expenses                                   | 35,138         |
| Membership Dues and Contributions to Organization     | 60             |
| Subscription Expenses                                 | 22,426         |
| Other Maintenance and Operating Expenses              | 710            |
| Total Maintenance and Other Operating Expenses        | 445,397        |
| Total Current Operating Expenditures                  | 513,728        |
| Capital Outlays                                       |                |
| Property, Plant and Equipment Outlay                  |                |
| Machinery and Equipment Outlay                        | 515            |
| Total Capital Outlays                                 | 515            |
| <b>TOTAL NEW APPROPRIATIONS</b>                       | <b>514,243</b> |

**C. FOOD AND NUTRITION RESEARCH INSTITUTE**

For general administration and support, and operations, including locally-funded project(s), as indicated hereunder . . . . . P 543,991,000

**New Appropriations, by Program**

|   | Current Operating Expenditures |  |                     |                      |
|---|--------------------------------|--|---------------------|----------------------|
|   | Personnel Services             | Maintenance and Other Operating Expenses | Capital Outlays     | Total                |
| <b>PROGRAMS</b>   |                                |  |                     |                      |
| General Administration and Support                            | P 52,433,000                   | P 22,796,000                             | P                   | P 75,229,000         |
| Operations  | 72,089,000                     | 381,673,000                              | 15,000,000          | 468,762,000          |
| FOOD AND NUTRITION RESEARCH AND DEVELOPMENT PROGRAM           | 25,438,000                     | 34,844,000                               |                     | 60,282,000           |
| NUTRITIONAL ASSESSMENT AND MONITORING PROGRAM                 | 22,466,000                     | 336,752,000                              | 15,000,000          | 374,218,000          |
| FOOD AND NUTRITION TECHNOLOGY AND KNOWLEDGE DIFFUSION PROGRAM | 24,185,000                     | 10,077,000                               |                     | 34,262,000           |
| <b>TOTAL NEW APPROPRIATIONS</b>                               | P <u>124,522,000</u>           | P <u>404,469,000</u>                     | P <u>15,000,000</u> | P <u>543,991,000</u> |

**Special Provisions**

1. **Reporting and Posting Requirements.** The submission of the quarterly reports on its financial and physical accomplishments shall be in accordance with Section 99 of the General Provisions of this Act.

2. **Appropriations for Activities or Projects.** The amounts appropriated herein shall be used specifically for the following activities or projects in the indicated amounts and conditions:

**New Appropriations, by Programs/Activities/Projects**

|  | Current Operating Expenditures |  |                 |              |
|--|--------------------------------|--|-----------------|--------------|
|  | Personnel Services             | Maintenance and Other Operating Expenses | Capital Outlays | Total        |
| <b>PROGRAMS</b>  |                                |  |                 |              |
| General Administration and Support   |                                |  |                 |              |
| General Management and Supervision   | P 49,162,000                   | P 22,796,000                             | P               | P 71,958,000 |
| Administration of Personnel Benefits   | 3,271,000                      |  |                 | 3,271,000    |
| Sub-total, General Administration and Support  | 52,433,000                     | 22,796,000                               |                 | 75,229,000   |
| Operations   |                                |  |                 |              |
| Increased benefits to Filipinos from scientific knowledge and food and nutrition technologies  | 72,089,000                     | 381,673,000                              | 15,000,000      | 468,762,000  |
| <b>FOOD AND NUTRITION RESEARCH AND DEVELOPMENT PROGRAM</b>   | 25,438,000                     | 34,844,000                               |                 | 60,282,000   |
| Scientific Research and Development Services on Basic and Applied Researches on Food and Nutrition   | 25,438,000                     | 14,145,000                               |                 | 39,583,000   |
| <b>Project(s)</b>  |                                |  |                 |              |
| Locally-Funded Project(s)  |                                | 20,699,000                               |                 | 20,699,000   |
| Expanding the Food and Nutrition Research Institute's Nutrigenomics Laboratory: Towards Establishment of a World Class Philippine Nutrigenomics Center |                                | 20,699,000                               |                 | 20,699,000   |
| <b>NUTRITIONAL ASSESSMENT AND MONITORING PROGRAM</b>   | 22,466,000                     | 336,752,000                              | 15,000,000      | 374,218,000  |
| Nutritional Assessment and Monitoring on Food and Nutrition  | 22,466,000                     | 2,820,000                                |                 | 25,286,000   |
| <b>Project(s)</b>  |                                |  |                 |              |
| Locally-Funded Project(s)  |                                | 333,932,000                              | 15,000,000      | 348,932,000  |
| Expanded National Nutrition Survey   |                                | 333,932,000                              | 15,000,000      | 348,932,000  |
| <b>FOOD AND NUTRITION TECHNOLOGY AND KNOWLEDGE DIFFUSION PROGRAM</b>   | 24,185,000                     | 10,077,000                               |                 | 34,262,000   |
| Technical Services on Food and Nutrition   | 24,185,000                     | 10,077,000                               |                 | 34,262,000   |

|                                 |                             |                             |                            |                             |
|---------------------------------|-----------------------------|-----------------------------|----------------------------|-----------------------------|
| Sub-total, Operations           | <u>72,089,000</u>           | <u>381,673,000</u>          | <u>15,000,000</u>          | <u>468,762,000</u>          |
| <b>TOTAL NEW APPROPRIATIONS</b> | <b>P <u>124,522,000</u></b> | <b>P <u>404,469,000</u></b> | <b>P <u>15,000,000</u></b> | <b>P <u>543,991,000</u></b> |

New Appropriations, by Object of Expenditures

(In Thousand Pesos)

## Current Operating Expenditures

## Personnel Services

## Civilian Personnel

## Permanent Positions

|              |               |
|--------------|---------------|
| Basic Salary | <u>70,525</u> |
|--------------|---------------|

|                           |               |
|---------------------------|---------------|
| Total Permanent Positions | <u>70,525</u> |
|---------------------------|---------------|

## Other Compensation Common to All

|                                     |            |
|-------------------------------------|------------|
| Personnel Economic Relief Allowance | 3,648      |
| Representation Allowance            | 462        |
| Transportation Allowance            | 462        |
| Clothing and Uniform Allowance      | 912        |
| Mid-Year Bonus - Civilian           | 5,877      |
| Year End Bonus                      | 5,877      |
| Cash Gift                           | 760        |
| Productivity Enhancement Incentive  | <u>760</u> |

|  |               |
|--|---------------|
| Total Other Compensation Common to All | <u>18,758</u> |
|--|---------------|

## Other Compensation for Specific Groups

|  |            |
|--|------------|
| Magna Carta for Science & Technology Personnel | 29,835     |
| Anniversary Bonus - Civilian                   | <u>465</u> |

|  |               |
|--|---------------|
| Total Other Compensation for Specific Groups | <u>30,300</u> |
|--|---------------|

## Other Benefits

|   |              |
|---|--------------|
| PAG-IBIG Contributions                    | 182          |
| PhilHealth Contributions                  | 1,194        |
| Employees Compensation Insurance Premiums | 182          |
| Loyalty Award - Civilian                  | 110          |
| Terminal Leave                            | <u>3,271</u> |

|                      |              |
|----------------------|--------------|
| Total Other Benefits | <u>4,939</u> |
|----------------------|--------------|

|                          |                |
|--------------------------|----------------|
| Total Personnel Services | <u>124,522</u> |
|--------------------------|----------------|

## Maintenance and Other Operating Expenses

|                                   |        |
|-----------------------------------|--------|
| Travelling Expenses               | 12,290 |
| Training and Scholarship Expenses | 3,750  |
| Supplies and Materials Expenses   | 66,786 |
| Utility Expenses                  | 9,635  |
| Communication Expenses            | 4,414  |
| Awards/Rewards and Prizes         | 300    |

|   |                |
|---|----------------|
| Confidential, Intelligence and Extraordinary Expenses |                |
| Extraordinary and Miscellaneous Expenses              | 136            |
| Professional Services                                 | 238,450        |
| General Services                                      | 4,047          |
| Repairs and Maintenance                               | 10,300         |
| Taxes, Insurance Premiums and Other Fees              | 2,209          |
| Other Maintenance and Operating Expenses              |                |
| Advertising Expenses                                  | 20             |
| Printing and Publication Expenses                     | 2,587          |
| Representation Expenses                               | 2,532          |
| Transportation and Delivery Expenses                  | 2,070          |
| Rent/Lease Expenses                                   | 900            |
| Subscription Expenses                                 | 285            |
| Other Maintenance and Operating Expenses              | 43,758         |
| Total Maintenance and Other Operating Expenses        | 404,469        |
| Total Current Operating Expenditures                  | 528,991        |
| Capital Outlays                                       |                |
| Property, Plant and Equipment Outlay                  |                |
| Machinery and Equipment Outlay                        | 15,000         |
| Total Capital Outlays                                 | 15,000         |
| <b>TOTAL NEW APPROPRIATIONS</b>                       | <b>543,991</b> |

#### D. FOREST PRODUCTS RESEARCH AND DEVELOPMENT INSTITUTE

For general administration and support, and operations, including locally-funded project(s), as indicated hereunder . . . . . P 207,629,000

#### New Appropriations, by Program

| PROGRAMS  | Current Operating Expenditures |  |                            |                             |
|---|--------------------------------|--|----------------------------|-----------------------------|
|   | Personnel Services             | Maintenance and Other Operating Expenses | Capital Outlays            | Total                       |
| General Administration and Support                      | P 77,960,000                   | P 21,857,000                             | P                          | P 99,817,000                |
| Operations  | <u>66,240,000</u>              | <u>26,008,000</u>                        | <u>15,564,000</u>          | <u>107,812,000</u>          |
| FOREST PRODUCTS RESEARCH AND DEVELOPMENT PROGRAM        | 41,429,000                     | 14,101,000                               | 15,564,000                 | 71,094,000                  |
| FOREST PRODUCTS TECHNOLOGY TRANSFER PROGRAM             | 18,274,000                     | 714,000                                  |                            | 18,988,000                  |
| FOREST PRODUCTS SCIENCE AND TECHNOLOGY SERVICES PROGRAM | <u>6,537,000</u>               | <u>11,193,000</u>                        |                            | <u>17,730,000</u>           |
| <b>TOTAL NEW APPROPRIATIONS</b>                         | <b>P <u>144,200,000</u></b>    | <b>P <u>47,865,000</u></b>               | <b>P <u>15,564,000</u></b> | <b>P <u>207,629,000</u></b> |

#### Special Provisions

1. **Reporting and Posting Requirements.** The submission of the quarterly reports on its financial and physical accomplishments shall be in accordance with Section 99 of the General Provisions of this Act.



**2. Appropriations for Activities or Projects.** The amounts appropriated herein shall be used specifically for the following activities or projects in the indicated amounts and conditions:

**New Appropriations, by Programs/Activities/Projects**

|  | Current Operating Expenditures |  |                 |               |
|--|--------------------------------|--|-----------------|---------------|
|  | Personnel Services             | Maintenance and Other Operating Expenses | Capital Outlays | Total         |
| <b>PROGRAMS</b>  |                                |  |                 |               |
| General Administration and Support   |                                |  |                 |               |
| General Management and Supervision   | P 69,755,000                   | P 21,857,000                             | P               | P 91,612,000  |
| Administration of Personnel Benefits   | 8,205,000                      |  |                 | 8,205,000     |
| Sub-total, General Administration and Support  | 77,960,000                     | 21,857,000                               |                 | 99,817,000    |
| Operations   |                                |  |                 |               |
| Increased benefits to Filipinos from scientific knowledge and forest-based product technological innovations | 66,240,000                     | 26,008,000                               | 15,564,000      | 107,812,000   |
| <b>FOREST PRODUCTS RESEARCH AND DEVELOPMENT PROGRAM</b>  | 41,429,000                     | 14,101,000                               | 15,564,000      | 71,094,000    |
| Scientific Research and Development Services on Wood and Non-Wood Forest Products                            | 41,429,000                     | 11,907,000                               |                 | 53,336,000    |
| <b>Project(s)</b>  |                                |  |                 |               |
| Locally-Funded Project(s)  |                                | 2,194,000                                | 15,564,000      | 17,758,000    |
| Development of FPRDI's Strategic and Administrative Information Systems                                      |                                | 2,194,000                                | 6,564,000       | 8,758,000     |
| Rehabilitation of Pulp and Paper Laboratories  |                                |  | 4,000,000       | 4,000,000     |
| Renovation of Material Science Division (MSD) Laboratories and Offices                                       |                                |  | 5,000,000       | 5,000,000     |
| <b>FOREST PRODUCTS TECHNOLOGY TRANSFER PROGRAM</b>   | 18,274,000                     | 714,000                                  |                 | 18,988,000    |
| Technology Transfer/Promotion on Wood and Non-wood Forest Products   | 18,274,000                     | 714,000                                  |                 | 18,988,000    |
| <b>FOREST PRODUCTS SCIENCE AND TECHNOLOGY SERVICES PROGRAM</b>   | 6,537,000                      | 11,193,000                               |                 | 17,730,000    |
| Testing, analysis and other technical services on wood and non-wood forest products                          | 6,537,000                      | 11,193,000                               |                 | 17,730,000    |
| Sub-total, Operations  | 66,240,000                     | 26,008,000                               | 15,564,000      | 107,812,000   |
| <b>TOTAL NEW APPROPRIATIONS</b>  | P 144,200,000                  | P 47,865,000                             | P 15,564,000    | P 207,629,000 |

**New Appropriations, by Object of Expenditures**

(In Thousand Pesos)

**Current Operating Expenditures****Personnel Services****Civilian Personnel****Permanent Positions**

|              |        |
|--------------|--------|
| Basic Salary | 71,810 |
|--------------|--------|

|                           |        |
|---------------------------|--------|
| Total Permanent Positions | 71,810 |
|---------------------------|--------|

**Other Compensation Common to All**

|                                     |       |
|-------------------------------------|-------|
| Personnel Economic Relief Allowance | 4,032 |
|-------------------------------------|-------|

|                          |     |
|--------------------------|-----|
| Representation Allowance | 762 |
|--------------------------|-----|

|                          |     |
|--------------------------|-----|
| Transportation Allowance | 762 |
|--------------------------|-----|

|                                |       |
|--------------------------------|-------|
| Clothing and Uniform Allowance | 1,008 |
|--------------------------------|-------|

|                           |       |
|---------------------------|-------|
| Mid-Year Bonus - Civilian | 5,983 |
|---------------------------|-------|

|                |       |
|----------------|-------|
| Year End Bonus | 5,983 |
|----------------|-------|

|           |     |
|-----------|-----|
| Cash Gift | 840 |
|-----------|-----|

|                                    |     |
|------------------------------------|-----|
| Productivity Enhancement Incentive | 840 |
|------------------------------------|-----|

|  |        |
|--|--------|
| Total Other Compensation Common to All | 20,210 |
|--|--------|

**Other Compensation for Specific Groups**

|  |        |
|--|--------|
| Magna Carta for Science & Technology Personnel | 41,654 |
|--|--------|

|                              |     |
|------------------------------|-----|
| Anniversary Bonus - Civilian | 576 |
|------------------------------|-----|

|  |        |
|--|--------|
| Total Other Compensation for Specific Groups | 42,230 |
|--|--------|

**Other Benefits**

|                        |     |
|------------------------|-----|
| PAG-IBIG Contributions | 201 |
|------------------------|-----|

|                          |       |
|--------------------------|-------|
| PhilHealth Contributions | 1,223 |
|--------------------------|-------|

|   |     |
|---|-----|
| Employees Compensation Insurance Premiums | 201 |
|---|-----|

|                          |     |
|--------------------------|-----|
| Loyalty Award - Civilian | 120 |
|--------------------------|-----|

|                |       |
|----------------|-------|
| Terminal Leave | 8,205 |
|----------------|-------|

|                      |       |
|----------------------|-------|
| Total Other Benefits | 9,950 |
|----------------------|-------|

|                          |         |
|--------------------------|---------|
| Total Personnel Services | 144,200 |
|--------------------------|---------|

**Maintenance and Other Operating Expenses**

|                     |       |
|---------------------|-------|
| Travelling Expenses | 6,200 |
|---------------------|-------|

|                                   |       |
|-----------------------------------|-------|
| Training and Scholarship Expenses | 3,610 |
|-----------------------------------|-------|

|                                 |        |
|---------------------------------|--------|
| Supplies and Materials Expenses | 10,933 |
|---------------------------------|--------|

|                  |       |
|------------------|-------|
| Utility Expenses | 9,186 |
|------------------|-------|

|                        |       |
|------------------------|-------|
| Communication Expenses | 2,432 |
|------------------------|-------|

|   |  |
|---|--|
| Confidential, Intelligence and Extraordinary Expenses |  |
|---|--|

|  |     |
|--|-----|
| Extraordinary and Miscellaneous Expenses | 136 |
|--|-----|

|                       |       |
|-----------------------|-------|
| Professional Services | 2,488 |
|-----------------------|-------|

|                  |       |
|------------------|-------|
| General Services | 3,779 |
|------------------|-------|

|                         |       |
|-------------------------|-------|
| Repairs and Maintenance | 2,970 |
|-------------------------|-------|

|  |                |
|--|----------------|
| Taxes, Insurance Premiums and Other Fees           | 1,330          |
| Labor and Wages                                    | 1,800          |
| Other Maintenance and Operating Expenses           |                |
| Advertising Expenses                               | 30             |
| Printing and Publication Expenses                  | 500            |
| Representation Expenses                            | 350            |
| Transportation and Delivery Expenses               | 150            |
| Rent/Lease Expenses                                | 315            |
| Membership Dues and Contributions to Organizations | 400            |
| Subscription Expenses                              | 956            |
| Other Maintenance and Operating Expenses           | 300            |
| Total Maintenance and Other Operating Expenses     | 47,865         |
| Total Current Operating Expenditures               | 192,065        |
| Capital Outlays                                    |                |
| Property, Plant and Equipment Outlay               |                |
| Buildings and Other Structures                     | 9,000          |
| Machinery and Equipment Outlay                     | 6,564          |
| Total Capital Outlays                              | 15,564         |
| <b>TOTAL NEW APPROPRIATIONS</b>                    | <b>207,629</b> |

**E. INDUSTRIAL TECHNOLOGY DEVELOPMENT INSTITUTE**

For general administration and support, and operations, including locally-funded project(s), as indicated hereunder . . . . . P 397,255,000

New Appropriations, by Program

|  | Current Operating Expenditures |  |                     |                      |
|--|--------------------------------|--|---------------------|----------------------|
|  | Personnel Services             | Maintenance and Other Operating Expenses | Capital Outlays     | Total                |
| <b>PROGRAMS</b>  |                                |  |                     |                      |
| General Administration and Support                     | P 94,061,000                   | P 11,306,000                             | P 2,400,000         | P 107,767,000        |
| Operations   | <u>154,054,000</u>             | <u>95,434,000</u>                        | <u>40,000,000</u>   | <u>289,488,000</u>   |
| INDUSTRIAL TECHNOLOGY RESEARCH AND DEVELOPMENT PROGRAM | 83,189,000                     | 58,749,000                               | 40,000,000          | 181,938,000          |
| INDUSTRIAL TECHNOLOGY TRANSFER PROGRAM                 | 23,538,000                     | 6,793,000                                |                     | 30,331,000           |
| INDUSTRIAL TECHNOLOGY TECHNICAL SERVICES PROGRAM       | <u>47,327,000</u>              | <u>29,892,000</u>                        |                     | <u>77,219,000</u>    |
| <b>TOTAL NEW APPROPRIATIONS</b>                        | P <u>248,115,000</u>           | P <u>106,740,000</u>                     | P <u>42,400,000</u> | P <u>397,255,000</u> |

**Special Provisions**

1. **Calibration Fees.** Of the amounts appropriated herein, Three Million Seven Hundred Thousand Pesos (P3,700,000) shall be used for the enhancement of the capabilities of the National Metrology Laboratory and modernization of metrological and measurement standard activities sourced from fifty percent (50%) of the fees and charges collected from calibration services in accordance with Section 18 of R.A. No. 9236.

Release of funds shall be subject to the submission of a Special Budget pursuant to Section 35, Chapter 5, Book VI of E.O. No. 292, s. 1987.

2. **Reporting and Posting Requirements.** The submission of the quarterly reports on its financial and physical accomplishments shall be in accordance with Section 99 of the General Provisions of this Act.

3. **Appropriations for Activities or Projects.** The amounts appropriated herein shall be used specifically for the following activities or projects in the indicated amounts and conditions:

New Appropriations, by Programs/Activities/Projects

| PROGRAMS   | Current Operating Expenditures |  |                 |              |
|--|--------------------------------|--|-----------------|--------------|
|  | Personnel Services             | Maintenance and Other Operating Expenses | Capital Outlays | Total        |
| General Administration and Support   |                                |  |                 |              |
| General Management and Supervision   | P 83,669,000                   | P 10,284,000                             | P 2,400,000     | P 96,353,000 |
| Administration of Personnel Benefits   | 1,153,000                      |  |                 | 1,153,000    |
| Evaluation, Coordination and Monitoring of Industrial Programs/Projects and Management Information System                | 9,239,000                      | 1,022,000                                |                 | 10,261,000   |
| Sub-total, General Administration and Support  | 94,061,000                     | 11,306,000                               | 2,400,000       | 107,767,000  |
| Operations   |                                |  |                 |              |
| Increased benefits to Filipinos from scientific knowledge and technologies for industry productivity and competitiveness | 154,054,000                    | 95,434,000                               | 40,000,000      | 289,488,000  |
| INDUSTRIAL TECHNOLOGY RESEARCH AND DEVELOPMENT PROGRAM   | 83,189,000                     | 58,749,000                               | 40,000,000      | 181,938,000  |
| Research and Development of Technologies in Industrial Manufacturing, Mineral Processing and Energy                      | 83,189,000                     | 49,662,000                               |                 | 132,851,000  |
| Project(s)   |                                |  |                 |              |
| Locally-Funded Project(s)  |                                | 9,087,000                                | 40,000,000      | 49,087,000   |
| Repair/Renovation and Maintenance of ITDI Buildings and Facilities   |                                |  | 40,000,000      | 40,000,000   |
| ITDI Information Technology Capability Enhancement and Sustainability  |                                | 9,087,000                                |                 | 9,087,000    |
| INDUSTRIAL TECHNOLOGY TRANSFER PROGRAM   | 23,538,000                     | 6,793,000                                |                 | 30,331,000   |
| Transfer of Technologies in Industrial Manufacturing, Mineral Processing and Energy                                      |                                | 2,876,000                                |                 | 2,876,000    |
| Promotion and Marketing of Industrial Technologies and Services  | 23,538,000                     | 3,917,000                                |                 | 27,455,000   |

|   |                             |                             |                            |                             |
|---|-----------------------------|-----------------------------|----------------------------|-----------------------------|
| <b>INDUSTRIAL TECHNOLOGY TECHNICAL SERVICES PROGRAM</b>   | <u>47,327,000</u>           | <u>29,892,000</u>           |                            | <u>77,219,000</u>           |
| Testing and Analysis of Materials/Products,<br>Calibration of Instruments and Apparatus and<br>other Technical Services | <u>47,327,000</u>           | <u>29,892,000</u>           |                            | <u>77,219,000</u>           |
| Sub-total, Operations   | <u>154,054,000</u>          | <u>95,434,000</u>           | <u>40,000,000</u>          | <u>289,488,000</u>          |
| <b>TOTAL NEW APPROPRIATIONS</b>   | <b>P <u>248,115,000</u></b> | <b>P <u>106,740,000</u></b> | <b>P <u>42,400,000</u></b> | <b>P <u>397,255,000</u></b> |

**New Appropriations, by Object of Expenditures**

(In Thousand Pesos)

**Current Operating Expenditures****Personnel Services****Civilian Personnel****Permanent Positions**

|              |                |
|--------------|----------------|
| Basic Salary | <u>142,675</u> |
|--------------|----------------|

|                           |                |
|---------------------------|----------------|
| Total Permanent Positions | <u>142,675</u> |
|---------------------------|----------------|

**Other Compensation Common to All**

|                                     |              |
|-------------------------------------|--------------|
| Personnel Economic Relief Allowance | 7,536        |
| Representation Allowance            | 558          |
| Transportation Allowance            | 558          |
| Clothing and Uniform Allowance      | 1,884        |
| Mid-Year Bonus - Civilian           | 11,889       |
| Year End Bonus                      | 11,889       |
| Cash Gift                           | 1,570        |
| Productivity Enhancement Incentive  | <u>1,570</u> |

|  |               |
|--|---------------|
| Total Other Compensation Common to All | <u>37,454</u> |
|--|---------------|

**Other Compensation for Specific Groups**

|  |               |
|--|---------------|
| Magna Carta for Science & Technology Personnel | <u>63,637</u> |
|--|---------------|

|  |               |
|--|---------------|
| Total Other Compensation for Specific Groups | <u>63,637</u> |
|--|---------------|

**Other Benefits**

|   |              |
|---|--------------|
| PAG-IBIG Contributions                    | 378          |
| PhilHealth Contributions                  | 2,440        |
| Employees Compensation Insurance Premiums | 378          |
| Terminal Leave                            | <u>1,153</u> |

|                      |              |
|----------------------|--------------|
| Total Other Benefits | <u>4,349</u> |
|----------------------|--------------|

|                          |                |
|--------------------------|----------------|
| Total Personnel Services | <u>248,115</u> |
|--------------------------|----------------|

**Maintenance and Other Operating Expenses**

|   |        |
|---|--------|
| Travelling Expenses                                   | 4,653  |
| Training and Scholarship Expenses                     | 2,550  |
| Supplies and Materials Expenses                       | 20,572 |
| Utility Expenses                                      | 32,388 |
| Communication Expenses                                | 2,013  |
| Confidential, Intelligence and Extraordinary Expenses |        |
| Extraordinary and Miscellaneous Expenses              | 491    |
| Professional Services                                 | 9,276  |
| General Services                                      | 12,752 |
| Repairs and Maintenance                               | 10,092 |
| Taxes, Insurance Premiums and Other Fees              | 3,312  |
| Other Maintenance and Operating Expenses              |        |
| Advertising Expenses                                  | 400    |
| Printing and Publication Expenses                     | 441    |
| Representation Expenses                               | 1,089  |
| Transportation and Delivery Expenses                  | 135    |
| Rent/Lease Expenses                                   | 315    |
| Membership Dues and Contributions to Organizations    | 400    |
| Subscription Expenses                                 | 2,429  |
| Other Maintenance and Operating Expenses              | 3,432  |

|  |         |
|--|---------|
| Total Maintenance and Other Operating Expenses | 106,740 |
|--|---------|

|                                      |         |
|--------------------------------------|---------|
| Total Current Operating Expenditures | 354,855 |
|--------------------------------------|---------|

**Capital Outlays**

|                                      |        |
|--------------------------------------|--------|
| Property, Plant and Equipment Outlay |        |
| Buildings and Other Structures       | 40,000 |
| Transportation Equipment Outlay      | 2,400  |

|                       |        |
|-----------------------|--------|
| Total Capital Outlays | 42,400 |
|-----------------------|--------|

|                                 |                |
|---------------------------------|----------------|
| <b>TOTAL NEW APPROPRIATIONS</b> | <b>397,255</b> |
|---------------------------------|----------------|

**F. METALS INDUSTRY RESEARCH AND DEVELOPMENT CENTER**

For general administration and support, and operations, including locally-funded project(s), as indicated hereunder . . . . . P 246,946,000

**New Appropriations, by Program**

|  | Current Operating Expenditures |  |                 |               |
|--|--------------------------------|--|-----------------|---------------|
|  | Personnel Services             | Maintenance and Other Operating Expenses | Capital Outlays | Total         |
| <b>PROGRAMS</b>                                    |                                |  |                 |               |
| General Administration and Support                 | P 91,768,000                   | P 18,067,000                             | P 3,960,000     | P 113,795,000 |
| Operations   | 83,443,000                     | 27,708,000                               | 22,000,000      | 133,151,000   |
| <b>METALS INDUSTRY RESEARCH PROGRAM</b>            | 43,691,000                     | 19,842,000                               | 22,000,000      | 85,533,000    |
| <b>METALS INDUSTRY TECHNOLOGY TRANSFER PROGRAM</b> | 19,576,000                     | 3,505,000                                |                 | 23,081,000    |

**METALS INDUSTRY SCIENCE AND TECHNOLOGY  
SERVICES PROGRAM**

|  |                   |                  |                             |                   |
|--|-------------------|------------------|-----------------------------|-------------------|
|  | <u>20,176,000</u> | <u>4,361,000</u> | <u>                    </u> | <u>24,537,000</u> |
|--|-------------------|------------------|-----------------------------|-------------------|

**TOTAL NEW APPROPRIATIONS**

|          |                           |          |                          |          |                          |          |                           |
|----------|---------------------------|----------|--------------------------|----------|--------------------------|----------|---------------------------|
| <b>P</b> | <u><u>175,211,000</u></u> | <b>P</b> | <u><u>45,775,000</u></u> | <b>P</b> | <u><u>25,960,000</u></u> | <b>P</b> | <u><u>246,946,000</u></u> |
|----------|---------------------------|----------|--------------------------|----------|--------------------------|----------|---------------------------|

**Special Provisions**

1. **Reporting and Posting Requirements.** The submission of the quarterly reports on its financial and physical accomplishments shall be in accordance with Section 99 of the General Provisions of this Act.

2. **Appropriations for Activities or Projects.** The amounts appropriated herein shall be used specifically for the following activities or projects in the indicated amounts and conditions:

**New Appropriations, by Programs/Activities/Projects**

|  | Current Operating Expenditures |  |                   |                    |
|--|--------------------------------|--|-------------------|--------------------|
|  | Personnel Services             | Maintenance and<br>Other Operating<br>Expenses | Capital Outlays   | Total              |
| <b>PROGRAMS</b>  |                                |  |                   |                    |
| General Administration and Support   |                                |  |                   |                    |
| General Management and Supervision   | P 87,828,000                   | P 18,067,000                                   | P 3,960,000       | P 109,855,000      |
| Administration of Personnel Benefits   | <u>3,940,000</u>               |  |                   | <u>3,940,000</u>   |
| Sub-total, General Administration and Support  | <u>91,768,000</u>              | <u>18,067,000</u>                              | <u>3,960,000</u>  | <u>113,795,000</u> |
| Operations   |                                |  |                   |                    |
| Increased benefits to Filipinos from scientific knowledge and technologies in cutting-edge metals and engineering innovations                      | <u>83,443,000</u>              | <u>27,708,000</u>                              | <u>22,000,000</u> | <u>133,151,000</u> |
| <b>METALS INDUSTRY RESEARCH PROGRAM</b>  | <u>43,691,000</u>              | <u>19,842,000</u>                              | <u>22,000,000</u> | <u>85,533,000</u>  |
| Prototype and process development through metalcasting, metalworking and surface engineering processes   | 43,691,000                     | 11,642,000                                     |                   | 55,333,000         |
| <b>Project(s)</b>  |                                |  |                   |                    |
| Locally-Funded Project(s)  |                                | <u>8,200,000</u>                               | <u>22,000,000</u> | <u>30,200,000</u>  |
| Repair of Perimeter Fence (90,000 square meters)   |                                |  | 8,000,000         | 8,000,000          |
| Upgrading of MIRDC Laboratory and Administration Building  |                                |  | 12,000,000        | 12,000,000         |
| Advancement of Information and Communication Technology (ICT) and Implementation of Information Security Management System (ISMS) in MIRDC - (AIM) |                                | 8,200,000                                      | 2,000,000         | 10,200,000         |
| <b>METALS INDUSTRY TECHNOLOGY TRANSFER PROGRAM</b>   | <u>19,576,000</u>              | <u>3,505,000</u>                               |                   | <u>23,081,000</u>  |
| Technical assistance and technology transfer through consultancy, training and information awareness program                                       | 19,576,000                     | 3,505,000                                      |                   | 23,081,000         |

|  |                             |                            |                            |                             |
|--|-----------------------------|----------------------------|----------------------------|-----------------------------|
| <b>METALS INDUSTRY SCIENCE AND TECHNOLOGY<br/>SERVICES PROGRAM</b> | <u>20,176,000</u>           | <u>4,361,000</u>           |                            | <u>24,537,000</u>           |
| Testing, analysis and calibration services                         | <u>20,176,000</u>           | <u>4,361,000</u>           |                            | <u>24,537,000</u>           |
| Sub-total, Operations  | <u>83,443,000</u>           | <u>27,708,000</u>          | <u>22,000,000</u>          | <u>133,151,000</u>          |
| <b>TOTAL NEW APPROPRIATIONS</b>                                    | <b>P <u>175,211,000</u></b> | <b>P <u>45,775,000</u></b> | <b>P <u>25,960,000</u></b> | <b>P <u>246,946,000</u></b> |

New Appropriations, by Object of Expenditures  
(In Thousand Pesos)

Current Operating Expenditures

Personnel Services

Civilian Personnel

Permanent Positions

|              |               |
|--------------|---------------|
| Basic Salary | <u>96,238</u> |
|--------------|---------------|

|                           |               |
|---------------------------|---------------|
| Total Permanent Positions | <u>96,238</u> |
|---------------------------|---------------|

Other Compensation Common to All

|                                     |              |
|-------------------------------------|--------------|
| Personnel Economic Relief Allowance | 5,208        |
| Representation Allowance            | 672          |
| Transportation Allowance            | 672          |
| Clothing and Uniform Allowance      | 1,302        |
| Mid-Year Bonus - Civilian           | 8,020        |
| Year End Bonus                      | 8,020        |
| Cash Gift                           | 1,085        |
| Productivity Enhancement Incentive  | <u>1,085</u> |

|  |               |
|--|---------------|
| Total Other Compensation Common to All | <u>26,064</u> |
|--|---------------|

Other Compensation for Specific Groups

|  |               |
|--|---------------|
| Magna Carta for Science & Technology Personnel | <u>46,838</u> |
|--|---------------|

|  |               |
|--|---------------|
| Total Other Compensation for Specific Groups | <u>46,838</u> |
|--|---------------|

Other Benefits

|   |              |
|---|--------------|
| PAG-IBIG Contributions                    | 260          |
| PhilHealth Contributions                  | 1,611        |
| Employees Compensation Insurance Premiums | 260          |
| Terminal Leave                            | <u>3,940</u> |

|                      |              |
|----------------------|--------------|
| Total Other Benefits | <u>6,071</u> |
|----------------------|--------------|

|                          |                |
|--------------------------|----------------|
| Total Personnel Services | <u>175,211</u> |
|--------------------------|----------------|

Maintenance and Other Operating Expenses

|                                   |       |
|-----------------------------------|-------|
| Travelling Expenses               | 1,275 |
| Training and Scholarship Expenses | 1,100 |



|   |                |
|---|----------------|
| Supplies and Materials Expenses                       | 4,456          |
| Utility Expenses                                      | 14,850         |
| Communication Expenses                                | 905            |
| Confidential, Intelligence and Extraordinary Expenses |                |
| Extraordinary and Miscellaneous Expenses              | 136            |
| Professional Services                                 | 6,065          |
| General Services                                      | 6,440          |
| Repairs and Maintenance                               | 4,276          |
| Taxes, Insurance Premiums and Other Fees              | 430            |
| Other Maintenance and Operating Expenses              |                |
| Advertising Expenses                                  | 60             |
| Printing and Publication Expenses                     | 140            |
| Representation Expenses                               | 250            |
| Transportation and Delivery Expenses                  | 140            |
| Rent/Lease Expenses                                   | 1,110          |
| Membership Dues and Contributions to Organizations    | 10             |
| Subscription Expenses                                 | 3,650          |
| Other Maintenance and Operating Expenses              | 482            |
| Total Maintenance and Other Operating Expenses        | 45,775         |
| Total Current Operating Expenditures                  | 220,986        |
| Capital Outlays                                       |                |
| Property, Plant and Equipment Outlay                  |                |
| Buildings and Other Structures                        | 20,000         |
| Machinery and Equipment Outlay                        | 5,960          |
| Total Capital Outlays                                 | 25,960         |
| <b>TOTAL NEW APPROPRIATIONS</b>                       | <b>246,946</b> |

**G. NATIONAL ACADEMY OF SCIENCE AND TECHNOLOGY**

For general administration and support, and operations, as indicated hereunder . . . . . P 108,598,000

**New Appropriations, by Program**

|   | <u>Current Operating Expenditures</u> |   | <u>Capital Outlays</u> | <u>Total</u>       |
|---|---------------------------------------|---|------------------------|--------------------|
|   | <u>Personnel Services</u>             | <u>Maintenance and<br/>Other Operating<br/>Expenses</u> |                        |                    |
| <b>PROGRAMS</b>   |                                       |   |                        |                    |
| General Administration and Support                                | P 11,732,000                          | P 6,802,000   | P                      | 18,534,000         |
| Operations  | <u>6,618,000</u>                      | <u>83,446,000</u>                                       |                        | <u>90,064,000</u>  |
| SCIENCE AND TECHNOLOGY RECOGNITION AND<br>POLICY ADVISORY PROGRAM | <u>6,618,000</u>                      | <u>83,446,000</u>                                       |                        | <u>90,064,000</u>  |
| <b>TOTAL NEW APPROPRIATIONS</b>                                   | P <u>18,350,000</u>                   | P <u>90,248,000</u>                                     | P                      | <u>108,598,000</u> |

**Special Provisions**

1. **Reporting and Posting Requirements.** The submission of the quarterly reports on its financial and physical accomplishments shall be in accordance with Section 99 of the General Provisions of this Act.

2. **Appropriations for Activities or Projects.** The amounts appropriated herein shall be used specifically for the following activities or projects in the indicated amounts and conditions:

**New Appropriations, by Programs/Activities/Projects**

|  | Current Operating Expenditures |  |                 |               |
|--|--------------------------------|--|-----------------|---------------|
|  | Personnel Services             | Maintenance and Other Operating Expenses | Capital Outlays | Total         |
| PROGRAMS   |                                |  |                 |               |
| General Administration and Support   |                                |  |                 |               |
| General Management and Supervision   | P 11,732,000                   | P 6,802,000                              |                 | P 18,534,000  |
| Sub-total, General Administration and Support  | 11,732,000                     | 6,802,000                                |                 | 18,534,000    |
| Operations   |                                |  |                 |               |
| Increased benefits to Filipinos from scientific knowledge by recognizing outstanding achievements and enhancing and fostering policy environment for the development of Science and Technology | 6,618,000                      | 83,446,000                               |                 | 90,064,000    |
| SCIENCE AND TECHNOLOGY RECOGNITION AND POLICY ADVISORY PROGRAM   | 6,618,000                      | 83,446,000                               |                 | 90,064,000    |
| Formulation of policy recommendations on relevant Science and Technology concerns  | 4,184,000                      | 4,999,000                                |                 | 9,183,000     |
| Screening of nominations and granting of performance awards and achievements incentives for exemplary contributions to the development of Science and Technology in the country                | 1,217,000                      | 15,930,000                               |                 | 17,147,000    |
| Provision of benefits and privileges of national scientists and members of the Academy, including research fellowship grants, pursuant to the Academy's Charter                                |                                | 60,812,000                               |                 | 60,812,000    |
| Promotion of S&T achievements through the operation and maintenance of the Philippine Science Heritage Center  | 1,217,000                      | 1,705,000                                |                 | 2,922,000     |
| Sub-total, Operations  | 6,618,000                      | 83,446,000                               |                 | 90,064,000    |
| TOTAL NEW APPROPRIATIONS   | P 18,350,000                   | P 90,248,000                             |                 | P 108,598,000 |

**New Appropriations, by Object of Expenditures**

(In Thousand Pesos)

**Current Operating Expenditures**

**Personnel Services****Civilian Personnel****Permanent Positions**

|              |        |
|--------------|--------|
| Basic Salary | 10,601 |
|--------------|--------|

|                           |        |
|---------------------------|--------|
| Total Permanent Positions | 10,601 |
|---------------------------|--------|

**Other Compensation Common to All**

|                                     |     |
|-------------------------------------|-----|
| Personnel Economic Relief Allowance | 432 |
|-------------------------------------|-----|

|                          |     |
|--------------------------|-----|
| Representation Allowance | 228 |
|--------------------------|-----|

|                          |     |
|--------------------------|-----|
| Transportation Allowance | 228 |
|--------------------------|-----|

|                                |     |
|--------------------------------|-----|
| Clothing and Uniform Allowance | 108 |
|--------------------------------|-----|

|                           |     |
|---------------------------|-----|
| Mid-Year Bonus - Civilian | 884 |
|---------------------------|-----|

|                |     |
|----------------|-----|
| Year End Bonus | 884 |
|----------------|-----|

|           |    |
|-----------|----|
| Cash Gift | 90 |
|-----------|----|

|           |     |
|-----------|-----|
| Per Diems | 703 |
|-----------|-----|

|                                    |    |
|------------------------------------|----|
| Productivity Enhancement Incentive | 90 |
|------------------------------------|----|

|  |       |
|--|-------|
| Total Other Compensation Common to All | 3,647 |
|--|-------|

**Other Compensation for Specific Groups**

|  |       |
|--|-------|
| Magna Carta for Science & Technology Personnel | 3,626 |
|--|-------|

|  |       |
|--|-------|
| Total Other Compensation for Specific Groups | 3,626 |
|--|-------|

**Other Benefits**

|                        |    |
|------------------------|----|
| PAG-IBIG Contributions | 21 |
|------------------------|----|

|                          |     |
|--------------------------|-----|
| PhilHealth Contributions | 157 |
|--------------------------|-----|

|   |    |
|---|----|
| Employees Compensation Insurance Premiums | 21 |
|---|----|

|                      |     |
|----------------------|-----|
| Total Other Benefits | 199 |
|----------------------|-----|

|                         |     |
|-------------------------|-----|
| Non-Permanent Positions | 277 |
|-------------------------|-----|

|                          |        |
|--------------------------|--------|
| Total Personnel Services | 18,350 |
|--------------------------|--------|

**Maintenance and Other Operating Expenses**

|                     |       |
|---------------------|-------|
| Travelling Expenses | 3,993 |
|---------------------|-------|

|                                   |     |
|-----------------------------------|-----|
| Training and Scholarship Expenses | 167 |
|-----------------------------------|-----|

|                                 |       |
|---------------------------------|-------|
| Supplies and Materials Expenses | 2,456 |
|---------------------------------|-------|

|                  |       |
|------------------|-------|
| Utility Expenses | 1,040 |
|------------------|-------|

|                        |       |
|------------------------|-------|
| Communication Expenses | 1,030 |
|------------------------|-------|

|                           |        |
|---------------------------|--------|
| Awards/Rewards and Prizes | 61,060 |
|---------------------------|--------|

|  |       |
|--|-------|
| Survey, Research, Exploration and Development Expenses | 4,320 |
|--|-------|

|   |  |
|---|--|
| Confidential, Intelligence and Extraordinary Expenses |  |
|---|--|

|  |     |
|--|-----|
| Extraordinary and Miscellaneous Expenses | 136 |
|--|-----|

|                       |       |
|-----------------------|-------|
| Professional Services | 2,915 |
|-----------------------|-------|

|                  |       |
|------------------|-------|
| General Services | 2,343 |
|------------------|-------|

|                         |     |
|-------------------------|-----|
| Repairs and Maintenance | 751 |
|-------------------------|-----|

|  |     |
|--|-----|
| Taxes, Insurance Premiums and Other Fees | 445 |
|--|-----|

|  |  |
|--|--|
| Other Maintenance and Operating Expenses |  |
|--|--|

|                      |     |
|----------------------|-----|
| Advertising Expenses | 323 |
|----------------------|-----|

|   |                |
|---|----------------|
| Printing and Publication Expenses                     | 617            |
| Representation Expenses                               | 5,764          |
| Transportation and Delivery Expenses                  | 45             |
| Rent/Lease Expenses                                   | 290            |
| Membership Dues and Contributions to Organizations    | 145            |
| Subscription Expenses                                 | 321            |
| Other Maintenance and Operating Expenses              | 2,087          |
| <b>Total Maintenance and Other Operating Expenses</b> | <b>90,248</b>  |
| <b>Total Current Operating Expenditures</b>           | <b>108,598</b> |
| <b>TOTAL NEW APPROPRIATIONS</b>                       | <b>108,598</b> |

**H. NATIONAL RESEARCH COUNCIL OF THE PHILIPPINES**

For general administration and support, support to operations, and operations, as indicated hereunder . . . . . P 197,419,000

New Appropriations, by Program/Projects

|   | Current Operating Expenditures |  |                    |                      |
|---|--------------------------------|--|--------------------|----------------------|
|   | Personnel Services             | Maintenance and Other Operating Expenses | Capital Outlays    | Total                |
| <b>PROGRAMS</b>   |                                |  |                    |                      |
| General Administration and Support                                    | P 21,170,000                   | P 13,069,000                             | P 5,292,000        | P 39,531,000         |
| Support to Operations   | 4,602,000                      | 7,692,000                                |                    | 12,294,000           |
| Operations  | <u>7,426,000</u>               | <u>138,168,000</u>                       |                    | <u>145,594,000</u>   |
| <b>POLICY DEVELOPMENT FOR SCIENCE AND TECHNOLOGY ADVISORY PROGRAM</b> | 1,720,000                      | 704,000                                  |                    | 2,424,000            |
| <b>BASIC RESEARCH AND DEVELOPMENT MANAGEMENT PROGRAM</b>              | <u>5,706,000</u>               | <u>137,464,000</u>                       |                    | <u>143,170,000</u>   |
| <b>TOTAL NEW APPROPRIATIONS</b>                                       | P <u>33,198,000</u>            | P <u>158,929,000</u>                     | P <u>5,292,000</u> | P <u>197,419,000</u> |

**Special Provisions**

1. **Reporting and Posting Requirements.** The submission of the quarterly reports on its financial and physical accomplishments shall be in accordance with Section 99 of the General Provisions of this Act.

2. **Appropriations for Activities or Projects.** The amounts appropriated herein shall be used specifically for the following activities or projects in the indicated amounts and conditions:

New Appropriations, by Programs/Activities/Projects

| Current Operating Expenditures |  |                 |       |
|--------------------------------|--|-----------------|-------|
| Personnel Services             | Maintenance and Other Operating Expenses | Capital Outlays | Total |



|   |                |
|---|----------------|
| <b>Other Compensation Common to All</b>               |                |
| Personnel Economic Relief Allowance                   | 936            |
| Representation Allowance                              | 228            |
| Transportation Allowance                              | 228            |
| Clothing and Uniform Allowance                        | 234            |
| Honoraria   | 3,000          |
| Mid-Year Bonus - Civilian                             | 1,521          |
| Year End Bonus  | 1,521          |
| Cash Gift   | 195            |
| Productivity Enhancement Incentive                    | 195            |
| <b>Total Other Compensation Common to All</b>         | <b>8,058</b>   |
| <b>Other Compensation for Specific Groups</b>         |                |
| Magna Carta for Science & Technology Personnel        | 6,286          |
| <b>Total Other Compensation for Specific Groups</b>   | <b>6,286</b>   |
| <b>Other Benefits</b>                                 |                |
| PAG-IBIG Contributions                                | 47             |
| PhilHealth Contributions                              | 296            |
| Employees Compensation Insurance Premiums             | 47             |
| Loyalty Award - Civilian                              | 20             |
| Terminal Leave  | 201            |
| <b>Total Other Benefits</b>                           | <b>611</b>     |
| <b>Total Personnel Services</b>                       | <b>33,198</b>  |
| <b>Maintenance and Other Operating Expenses</b>       |                |
| Travelling Expenses                                   | 5,160          |
| Training and Scholarship Expenses                     | 1,160          |
| Supplies and Materials Expenses                       | 4,389          |
| Utility Expenses                                      | 2,440          |
| Communication Expenses                                | 1,487          |
| Awards/Rewards and Prizes                             | 450            |
| Confidential, Intelligence and Extraordinary Expenses |                |
| Extraordinary and Miscellaneous Expenses              | 136            |
| Professional Services                                 | 9,735          |
| General Services                                      | 1,549          |
| Repairs and Maintenance                               | 2,710          |
| Financial Assistance/Subsidy                          | 117,390        |
| Taxes, Insurance Premiums and Other Fees              | 178            |
| Other Maintenance and Operating Expenses              |                |
| Advertising Expenses                                  | 11             |
| Printing and Publication Expenses                     | 3,647          |
| Representation Expenses                               | 7,556          |
| Transportation and Delivery Expenses                  | 5              |
| Rent/Lease Expenses                                   | 165            |
| Subscription Expenses                                 | 749            |
| Other Maintenance and Operating Expenses              | 12             |
| <b>Total Maintenance and Other Operating Expenses</b> | <b>158,929</b> |
| <b>Total Current Operating Expenditures</b>           | <b>192,127</b> |

|                                      |  |                |
|--------------------------------------|--|----------------|
| <b>Capital Outlays</b>               |  |                |
| Property, Plant and Equipment Outlay |  |                |
| Machinery and Equipment Outlay       |  | 3,292          |
| Transportation Equipment Outlay      |  | 2,000          |
|                                      |  | <hr/>          |
| <b>Total Capital Outlays</b>         |  | <b>5,292</b>   |
|                                      |  | <hr/>          |
| <b>TOTAL NEW APPROPRIATIONS</b>      |  | <b>197,419</b> |
|                                      |  | <hr/> <hr/>    |

### I. PHILIPPINE ATMOSPHERIC, GEOPHYSICAL AND ASTRONOMICAL SERVICES ADMINISTRATION

For general administration and support, support to operations, and operations, including locally-funded project(s), as indicated hereunder . . . . . P 1,348,410,000

#### New Appropriations, by Program

|  | <u>Current Operating Expenditures</u> |   |                             |                               |
|--|---------------------------------------|---|-----------------------------|-------------------------------|
|  | <u>Personnel Services</u>             | <u>Maintenance and<br/>Other Operating<br/>Expenses</u> | <u>Capital Outlays</u>      | <u>Total</u>                  |
| <b>PROGRAMS</b>  |                                       |   |                             |                               |
| General Administration and Support   | P 222,517,000                         | P 47,576,000  | P                           | P 270,093,000                 |
| Support to Operations  | 37,557,000                            | 150,700,000   | 87,100,000                  | 275,357,000                   |
| Operations   | <u>316,231,000</u>                    | <u>304,430,000</u>                                      | <u>182,299,000</u>          | <u>802,960,000</u>            |
| WEATHER AND CLIMATE FORECASTING AND WARNING PROGRAM  | 254,549,000                           | 232,357,000   | 156,765,000                 | 643,671,000                   |
| FLOOD FORECASTING AND WARNING PROGRAM  | 19,374,000                            | 43,989,000  | 21,034,000                  | 84,397,000                    |
| RESEARCH AND DEVELOPMENT ON ATMOSPHERIC, GEOPHYSICAL<br>AND ASTRONOMICAL AND ALLIED SCIENCES PROGRAM | <u>42,308,000</u>                     | <u>28,084,000</u>                                       | <u>4,500,000</u>            | <u>74,892,000</u>             |
| <b>TOTAL NEW APPROPRIATIONS</b>  | <b>P <u>576,305,000</u></b>           | <b>P <u>502,706,000</u></b>                             | <b>P <u>269,399,000</u></b> | <b>P <u>1,348,410,000</u></b> |

#### **Special Provisions**

1. **Reporting and Posting Requirements.** The submission of the quarterly reports on its financial and physical accomplishments shall be in accordance with Section 99 of the General Provisions of this Act.

2. **Appropriations for Activities or Projects.** The amounts appropriated herein shall be used specifically for the following activities or projects in the indicated amounts and conditions:

#### New Appropriations, by Programs/Activities/Projects

|                                    | <u>Current Operating Expenditures</u> |   |                        |               |
|------------------------------------|---------------------------------------|---|------------------------|---------------|
|                                    | <u>Personnel Services</u>             | <u>Maintenance and<br/>Other Operating<br/>Expenses</u> | <u>Capital Outlays</u> | <u>Total</u>  |
| <b>PROGRAMS</b>                    |                                       |   |                        |               |
| General Administration and Support |                                       |   |                        |               |
| General Management and Supervision | P 206,123,000                         | P 47,576,000  | P                      | P 253,699,000 |

|   |             |             |             |             |
|---|-------------|-------------|-------------|-------------|
| Administration of Personnel Benefits  | 16,394,000  |             |             | 16,394,000  |
| Sub-total, General Administration and Support   | 222,517,000 | 47,576,000  |             | 270,093,000 |
| Support to Operations   |             |             |             |             |
| Operation and maintenance of Weather Surveillance Radar Network   |             | 104,930,000 |             | 104,930,000 |
| Installation, Repair and Maintenance of Telemetering Multiplex System for Flood Forecasting and Warning Systems of the 18 Major River Basins  |             | 4,842,000   |             | 4,842,000   |
| Construction/Repair/Rehabilitation of damaged weather stations and ICT equipment and facilities   | 37,557,000  | 30,928,000  |             | 68,485,000  |
| <b>Project(s)</b>   |             |             |             |             |
| Locally-Funded Project(s)   |             | 10,000,000  | 87,100,000  | 97,100,000  |
| All Weather Communication System (Phase 2)  |             | 10,000,000  | 87,100,000  | 97,100,000  |
| Sub-total, Support to Operations  | 37,557,000  | 150,700,000 | 87,100,000  | 275,357,000 |
| Operations  |             |             |             |             |
| Enhanced safety and resiliency of Filipinos to disaster risks from extreme weather, flooding, storm surge and related events  | 316,231,000 | 304,430,000 | 182,299,000 | 802,960,000 |
| <b>WEATHER AND CLIMATE FORECASTING AND WARNING PROGRAM</b>  | 254,549,000 | 232,357,000 | 156,765,000 | 643,671,000 |
| Typhoon and weather warning, including marine and aviation forecasting and operation of meteorological communication and regional forecast center   | 45,450,000  | 21,629,000  |             | 67,079,000  |
| Climate data management, agrometeorological and climate change research and development   | 28,102,000  | 12,923,000  |             | 41,025,000  |
| Observation, measurement, recording and reporting of atmospheric, geophysical and astronomical data, including the operation and maintenance of automated observational data from surface and upper-air observation network | 180,997,000 | 181,890,000 |             | 362,887,000 |
| Operation of upgraded meteorological satellite receiving and processing systems   |             | 4,414,000   |             | 4,414,000   |
| <b>Project(s)</b>   |             |             |             |             |
| Locally-Funded Project(s)   |             | 11,501,000  | 156,765,000 | 168,266,000 |
| Integrated Digital Weather Forecasting Project  |             | 4,300,000   | 152,850,000 | 157,150,000 |
| Data Rescue and Digitization of Climatological and Agrometeorological Archive   |             | 4,911,000   | 1,875,000   | 6,786,000   |



|  |                      |                      |                        |
|--|----------------------|----------------------|------------------------|
| Operationalization of Agrometeorological Information System  | 2,290,000            | 2,040,000            | 4,330,000              |
| <b>FLOOD FORECASTING AND WARNING PROGRAM</b>   | <b>19,374,000</b>    | <b>43,989,000</b>    | <b>84,397,000</b>      |
| Flood forecasting and hydro-meteorological services  | 19,374,000           | 21,454,000           | 40,828,000             |
| Operation and maintenance of the flood forecasting and warning system for dam operation                                |                      | 14,352,000           | 14,352,000             |
| <b>Project(s)</b>  |                      |                      |                        |
| Locally-Funded Project(s)  | 8,183,000            | 21,034,000           | 29,217,000             |
| Establishment of an Integrated Hydrological Data Management System (HDMS) for Flood Forecasters                        | 8,183,000            | 21,034,000           | 29,217,000             |
| <b>RESEARCH AND DEVELOPMENT ON ATMOSPHERIC, GEOPHYSICAL AND ASTRONOMICAL AND ALLIED SCIENCES PROGRAM</b>               | <b>42,308,000</b>    | <b>28,084,000</b>    | <b>74,892,000</b>      |
| Research on Atmospheric, Geophysical and Allied Sciences   | 42,308,000           | 24,983,000           | 67,291,000             |
| Operation and maintenance of astronomical observatories/planetarium including the provisions of standard time services |                      | 3,101,000            | 3,101,000              |
| <b>Project(s)</b>  |                      |                      |                        |
| Locally-Funded Project(s)  |                      | 4,500,000            | 4,500,000              |
| Harmonization of PAGASA Geographical Information System (GIS-Base Product Service)                                     |                      | 4,500,000            | 4,500,000              |
| Sub-total, Operations  | 316,231,000          | 304,430,000          | 802,960,000            |
| <b>TOTAL NEW APPROPRIATIONS</b>  | <b>P 576,305,000</b> | <b>P 502,706,000</b> | <b>P 1,348,410,000</b> |

**New Appropriations, by Object of Expenditures**  
(In Thousand Pesos)

**Current Operating Expenditures**

**Personnel Services**

**Civilian Personnel**

**Permanent Positions**

|              |         |
|--------------|---------|
| Basic Salary | 306,516 |
|--------------|---------|

|                           |         |
|---------------------------|---------|
| Total Permanent Positions | 306,516 |
|---------------------------|---------|

**Other Compensation Common to All**

|                                     |        |
|-------------------------------------|--------|
| Personnel Economic Relief Allowance | 19,068 |
| Representation Allowance            | 996    |
| Transportation Allowance            | 996    |

|   |                  |
|---|------------------|
| Clothing and Uniform Allowance                        | 4,872            |
| Mid-Year Bonus - Civilian                             | 25,542           |
| Year End Bonus  | 25,542           |
| Cash Gift   | 4,060            |
| Productivity Enhancement Incentive                    | 4,060            |
| <b>Total Other Compensation Common to All</b>         | <b>85,136</b>    |
| <b>Other Compensation for Specific Groups</b>         |                  |
| Magna Carta for Science & Technology Personnel        | 152,582          |
| Night Shift Differential Pay                          | 7,809            |
| <b>Total Other Compensation for Specific Groups</b>   | <b>160,391</b>   |
| <b>Other Benefits</b>                                 |                  |
| PAG-IBIG Contributions                                | 975              |
| PhilHealth Contributions                              | 5,323            |
| Employees Compensation Insurance Premiums             | 945              |
| Loyalty Award - Civilian                              | 625              |
| Terminal Leave  | 16,394           |
| <b>Total Other Benefits</b>                           | <b>24,262</b>    |
| <b>Total Personnel Services</b>                       | <b>576,305</b>   |
| <b>Maintenance and Other Operating Expenses</b>       |                  |
| Travelling Expenses                                   | 25,528           |
| Training and Scholarship Expenses                     | 14,229           |
| Supplies and Materials Expenses                       | 185,036          |
| Utility Expenses                                      | 38,297           |
| Communication Expenses                                | 47,575           |
| Confidential, Intelligence and Extraordinary Expenses |                  |
| Extraordinary and Miscellaneous Expenses              | 136              |
| Professional Services                                 | 42,211           |
| General Services                                      | 25,610           |
| Repairs and Maintenance                               | 81,501           |
| Taxes, Insurance Premiums and Other Fees              | 34,617           |
| <b>Other Maintenance and Operating Expenses</b>       |                  |
| Advertising Expenses                                  | 170              |
| Printing and Publication Expenses                     | 1,207            |
| Representation Expenses                               | 2,056            |
| Transportation and Delivery Expenses                  | 1,000            |
| Rent/Lease Expenses                                   | 2,683            |
| Membership Dues and Contributions to Organizations    | 50               |
| Subscription Expenses                                 | 300              |
| Other Maintenance and Operating Expenses              | 500              |
| <b>Total Maintenance and Other Operating Expenses</b> | <b>502,706</b>   |
| <b>Total Current Operating Expenditures</b>           | <b>1,079,011</b> |
| <b>Capital Outlays</b>                                |                  |
| Property, Plant and Equipment Outlay                  |                  |
| Machinery and Equipment Outlay                        | 269,399          |

|                                 |                  |
|---------------------------------|------------------|
| Total Capital Outlays           | 269,399          |
| <b>TOTAL NEW APPROPRIATIONS</b> | <b>1,348,410</b> |

### J. PHILIPPINE COUNCIL FOR AGRICULTURE, AQUATIC AND NATURAL RESOURCES RESEARCH AND DEVELOPMENT

For general administration and support, and operations, as indicated hereunder . . . . . P 1,397,118,000

#### New Appropriations, by Program

|                                    | Current Operating Expenditures |  |                            |                               |
|------------------------------------|--------------------------------|--|----------------------------|-------------------------------|
|                                    | Personnel Services             | Maintenance and Other Operating Expenses | Capital Outlays            | Total                         |
| <b>PROGRAMS</b>                    |                                |  |                            |                               |
| General Administration and Support | P 63,864,000                   | P 37,858,000                             | P 10,092,000               | P 111,814,000                 |
| Operations                         | <u>113,259,000</u>             | <u>1,172,045,000</u>                     |                            | <u>1,285,304,000</u>          |
| NATIONAL AANR SECTOR R&D PROGRAM   | <u>113,259,000</u>             | <u>1,172,045,000</u>                     |                            | <u>1,285,304,000</u>          |
| <b>TOTAL NEW APPROPRIATIONS</b>    | <b>P <u>177,123,000</u></b>    | <b>P <u>1,209,903,000</u></b>            | <b>P <u>10,092,000</u></b> | <b>P <u>1,397,118,000</u></b> |

#### **Special Provisions**

1. **Reporting and Posting Requirements.** The submission of the quarterly reports on its financial and physical accomplishments shall be in accordance with Section 99 of the General Provisions of this Act.

2. **Appropriations for Activities or Projects.** The amounts appropriated herein shall be used specifically for the following activities or projects in the indicated amounts and conditions:

#### New Appropriations, by Programs/Activities/Projects

|  | Current Operating Expenditures |  |                   |                      |
|--|--------------------------------|--|-------------------|----------------------|
|  | Personnel Services             | Maintenance and Other Operating Expenses | Capital Outlays   | Total                |
| <b>PROGRAMS</b>  |                                |  |                   |                      |
| General Administration and Support   |                                |  |                   |                      |
| General Management and Supervision   | P 62,647,000                   | P 37,858,000                             | P 10,092,000      | P 110,597,000        |
| Administration of Personnel Benefits   | <u>1,217,000</u>               |  |                   | <u>1,217,000</u>     |
| Sub-total, General Administration and Support  | <u>63,864,000</u>              | <u>37,858,000</u>                        | <u>10,092,000</u> | <u>111,814,000</u>   |
| Operations   |                                |  |                   |                      |
| Increased benefits to Filipinos from science-based know-how and tools for agricultural productivity in the Agriculture, Aquatic and Natural Resources (AANR) sectors | <u>113,259,000</u>             | <u>1,172,045,000</u>                     |                   | <u>1,285,304,000</u> |

|  |                      |                        |                                     |
|--|----------------------|------------------------|-------------------------------------|
| <b>NATIONAL AANR SECTOR R&amp;D PROGRAM</b>  | <b>113,259,000</b>   | <b>1,172,045,000</b>   | <b>1,285,304,000</b>                |
| Development, integration and coordination of the<br>National Research System for the AANR Sector | 113,259,000          | 1,172,045,000          | 1,285,304,000                       |
| Sub-total, Operations  | 113,259,000          | 1,172,045,000          | 1,285,304,000                       |
| <b>TOTAL NEW APPROPRIATIONS</b>  | <b>P 177,123,000</b> | <b>P 1,209,903,000</b> | <b>P 10,092,000 P 1,397,118,000</b> |
| <b><u>New Appropriations, by Object of Expenditures</u></b><br>(In Thousand Pesos)               |                      |                        |                                     |
| <b>Current Operating Expenditures</b>  |                      |                        |                                     |
| <b>Personnel Services</b>  |                      |                        |                                     |
| <b>Civilian Personnel</b>  |                      |                        |                                     |
| <b>Permanent Positions</b>   |                      |                        |                                     |
| Basic Salary   |                      |                        | 102,867                             |
| Total Permanent Positions  |                      |                        | 102,867                             |
| <b>Other Compensation Common to All</b>  |                      |                        |                                     |
| Personnel Economic Relief Allowance  |                      |                        | 5,136                               |
| Representation Allowance   |                      |                        | 870                                 |
| Transportation Allowance   |                      |                        | 870                                 |
| Clothing and Uniform Allowance   |                      |                        | 1,284                               |
| Honoraria  |                      |                        | 641                                 |
| Mid-Year Bonus - Civilian  |                      |                        | 8,573                               |
| Year End Bonus   |                      |                        | 8,573                               |
| Cash Gift  |                      |                        | 1,070                               |
| Productivity Enhancement Incentive   |                      |                        | 1,070                               |
| Total Other Compensation Common to All   |                      |                        | 28,087                              |
| <b>Other Compensation for Specific Groups</b>  |                      |                        |                                     |
| Magna Carta for Science & Technology Personnel   |                      |                        | 41,508                              |
| Anniversary Bonus - Civilian   |                      |                        | 633                                 |
| Total Other Compensation for Specific Groups   |                      |                        | 42,141                              |
| <b>Other Benefits</b>  |                      |                        |                                     |
| PAG-IBIG Contributions   |                      |                        | 257                                 |
| PhilHealth Contributions   |                      |                        | 1,727                               |
| Employees Compensation Insurance Premiums  |                      |                        | 257                                 |
| Loyalty Award - Civilian   |                      |                        | 570                                 |
| Terminal Leave   |                      |                        | 1,217                               |
| Total Other Benefits   |                      |                        | 4,028                               |
| Total Personnel Services   |                      |                        | 177,123                             |
| <b>Maintenance and Other Operating Expenses</b>  |                      |                        |                                     |
| Travelling Expenses  |                      |                        | 22,650                              |

|   |                  |
|---|------------------|
| Training and Scholarship Expenses                     | 2,710            |
| Supplies and Materials Expenses                       | 15,056           |
| Utility Expenses                                      | 7,800            |
| Communication Expenses                                | 8,158            |
| Confidential, Intelligence and Extraordinary Expenses |                  |
| Extraordinary and Miscellaneous Expenses              | 136              |
| Professional Services                                 | 43,385           |
| General Services                                      | 14,200           |
| Repairs and Maintenance                               | 10,804           |
| Financial Assistance/Subsidy                          | 1,070,132        |
| Taxes, Insurance Premiums and Other Fees              | 2,021            |
| Other Maintenance and Operating Expenses              |                  |
| Advertising Expenses                                  | 10               |
| Printing and Publication Expenses                     | 3,804            |
| Representation Expenses                               | 4,340            |
| Transportation and Delivery Expenses                  | 200              |
| Rent/Lease Expenses                                   | 1,325            |
| Membership Dues and Contributions to Organizations    | 40               |
| Subscription Expenses                                 | 2,532            |
| Other Maintenance and Operating Expenses              | 600              |
| Total Maintenance and Other Operating Expenses        | 1,209,903        |
| Total Current Operating Expenditures                  | 1,387,026        |
| Capital Outlays                                       |                  |
| Property, Plant and Equipment Outlay                  |                  |
| Machinery and Equipment Outlay                        | 5,692            |
| Transportation Equipment Outlay                       | 4,400            |
| Total Capital Outlays                                 | 10,092           |
| <b>TOTAL NEW APPROPRIATIONS</b>                       | <b>1,397,118</b> |

**K. PHILIPPINE COUNCIL FOR HEALTH RESEARCH AND DEVELOPMENT**

For general administration and support, and operations, as indicated hereunder . . . . . P 774,644,000

New Appropriations, by Program

|  | Current Operating Expenditures |  |                    |                      |
|--|--------------------------------|--|--------------------|----------------------|
|  | Personnel Services             | Maintenance and Other Operating Expenses | Capital Outlays    | Total                |
| <b>PROGRAMS</b>                                  |                                |  |                    |                      |
| General Administration and Support               | P 17,205,000                   | P 11,333,000                             | P 9,120,000        | P 37,658,000         |
| Operations                                       | <u>28,805,000</u>              | <u>708,181,000</u>                       |                    | <u>736,986,000</u>   |
| NATIONAL HEALTH RESEARCH AND DEVELOPMENT PROGRAM | <u>28,805,000</u>              | <u>708,181,000</u>                       |                    | <u>736,986,000</u>   |
| <b>TOTAL NEW APPROPRIATIONS</b>                  | <u>P 46,010,000</u>            | <u>P 719,514,000</u>                     | <u>P 9,120,000</u> | <u>P 774,644,000</u> |

**Special Provisions**

1. **Reporting and Posting Requirements.** The submission of the quarterly reports on its financial and physical accomplishments shall be in accordance with Section 99 of the General Provisions of this Act.

2. **Appropriations for Activities or Projects.** The amounts appropriated herein shall be used specifically for the following activities or projects in the indicated amounts and conditions:

**New Appropriations, by Programs/Activities/Projects**

|  | Current Operating Expenditures |  |                    |                      |
|--|--------------------------------|--|--------------------|----------------------|
|  | Personnel Services             | Maintenance and Other Operating Expenses | Capital Outlays    | Total                |
| <b>PROGRAMS</b>  |                                |  |                    |                      |
| General Administration and Support   |                                |  |                    |                      |
| General Management and Supervision   | P 17,205,000                   | P 11,333,000                             | P 9,120,000        | P 37,658,000         |
| Sub-total, General Administration and Support  | 17,205,000                     | 11,333,000                               | 9,120,000          | 37,658,000           |
| Operations   |                                |  |                    |                      |
| Increased benefits to Filipinos from scientific knowledge and technological innovations for healthcare                     | 28,805,000                     | 708,181,000                              |                    | 736,986,000          |
| NATIONAL HEALTH RESEARCH AND DEVELOPMENT PROGRAM   | 28,805,000                     | 708,181,000                              |                    | 736,986,000          |
| Development, Integration, Management and Coordination of the National Health Research System for Health and Related Fields | 28,805,000                     | 708,181,000                              |                    | 736,986,000          |
| Sub-total, Operations  | 28,805,000                     | 708,181,000                              |                    | 736,986,000          |
| <b>TOTAL NEW APPROPRIATIONS</b>  | <b>P 46,010,000</b>            | <b>P 719,514,000</b>                     | <b>P 9,120,000</b> | <b>P 774,644,000</b> |

**New Appropriations, by Object of Expenditures**

(In Thousand Pesos)

**Current Operating Expenditures****Personnel Services****Civilian Personnel****Permanent Positions**

|              |        |
|--------------|--------|
| Basic Salary | 28,014 |
|--------------|--------|

|                           |        |
|---------------------------|--------|
| Total Permanent Positions | 28,014 |
|---------------------------|--------|

**Other Compensation Common to All**

|                                     |       |
|-------------------------------------|-------|
| Personnel Economic Relief Allowance | 1,344 |
| Representation Allowance            | 288   |
| Transportation Allowance            | 288   |
| Clothing and Uniform Allowance      | 336   |
| Mid-Year Bonus - Civilian           | 2,334 |

|   |         |
|---|---------|
| Year End Bonus  | 2,334   |
| Cash Gift   | 280     |
| Per Diems   | 199     |
| Productivity Enhancement Incentive                    | 280     |
|   | <hr/>   |
| Total Other Compensation Common to All                | 7,683   |
|   | <hr/>   |
| Other Compensation for Specific Groups                |         |
|   |         |
| Magna Carta for Science & Technology Personnel        | 9,525   |
| Anniversary Bonus - Civilian                          | 171     |
|   | <hr/>   |
| Total Other Compensation for Specific Groups          | 9,696   |
|   | <hr/>   |
| Other Benefits  |         |
|   |         |
| PAG-IBIG Contributions                                | 67      |
| PhilHealth Contributions                              | 463     |
| Employees Compensation Insurance Premiums             | 67      |
| Loyalty Award - Civilian                              | 20      |
|   | <hr/>   |
| Total Other Benefits                                  | 617     |
|   | <hr/>   |
| Total Personnel Services                              | 46,010  |
|   | <hr/>   |
| Maintenance and Other Operating Expenses              |         |
|   |         |
| Travelling Expenses                                   | 1,100   |
| Training and Scholarship Expenses                     | 4,153   |
| Supplies and Materials Expenses                       | 3,814   |
| Utility Expenses                                      | 3,500   |
| Communication Expenses                                | 4,670   |
| Confidential, Intelligence and Extraordinary Expenses |         |
| Extraordinary and Miscellaneous Expenses              | 150     |
| Professional Services                                 | 23,949  |
| General Services                                      | 3,332   |
| Repairs and Maintenance                               | 1,350   |
| Financial Assistance/Subsidy                          | 664,572 |
| Taxes, Insurance Premiums and Other Fees              | 575     |
| Other Maintenance and Operating Expenses              |         |
| Advertising Expenses                                  | 60      |
| Printing and Publication Expenses                     | 588     |
| Representation Expenses                               | 2,046   |
| Rent/Lease Expenses                                   | 100     |
| Subscription Expenses                                 | 4,330   |
| Other Maintenance and Operating Expenses              | 1,225   |
|   | <hr/>   |
| Total Maintenance and Other Operating Expenses        | 719,514 |
|   | <hr/>   |
| Total Current Operating Expenditures                  | 765,524 |
|   | <hr/>   |
| Capital Outlays                                       |         |
|   |         |
| Property, Plant and Equipment Outlay                  |         |
| Machinery and Equipment Outlay                        | 6,620   |
| Transportation Equipment Outlay                       | 2,500   |
|   | <hr/>   |
| Total Capital Outlays                                 | 9,120   |
|   | <hr/>   |
| TOTAL NEW APPROPRIATIONS                              | 774,644 |
|   | <hr/>   |

**L. PHILIPPINE COUNCIL FOR INDUSTRY, ENERGY AND EMERGING TECHNOLOGY RESEARCH AND DEVELOPMENT**

For general administration and support, and operations, as indicated hereunder . . . . . P 815,221,000

**New Appropriations, by Program**

|  | <u>Current Operating Expenditures</u> |   |                        |                      |
|--|---------------------------------------|---|------------------------|----------------------|
|  | <u>Personnel Services</u>             | <u>Maintenance and<br/>Other Operating<br/>Expenses</u> | <u>Capital Outlays</u> | <u>Total</u>         |
| <b>PROGRAMS</b>  |                                       |   |                        |                      |
| General Administration and Support                                       | P 31,267,000                          | P 14,824,000  | P 7,800,000            | P 53,891,000         |
| Operations   | <u>41,873,000</u>                     | <u>719,457,000</u>                                      |                        | <u>761,330,000</u>   |
| NATIONAL INDUSTRY, ENERGY AND EMERGING TECHNOLOGY<br>SECTORS R&D PROGRAM | <u>41,873,000</u>                     | <u>719,457,000</u>                                      |                        | <u>761,330,000</u>   |
| <b>TOTAL NEW APPROPRIATIONS</b>  | <u>P 73,140,000</u>                   | <u>P 734,281,000</u>                                    | <u>P 7,800,000</u>     | <u>P 815,221,000</u> |

**Special Provisions**

1. **Reporting and Posting Requirements.** The submission of the quarterly reports on its financial and physical accomplishments shall be in accordance with Section 99 of the General Provisions of this Act.

2. **Appropriations for Activities or Projects.** The amounts appropriated herein shall be used specifically for the following activities or projects in the indicated amounts and conditions:

**New Appropriations, by Programs/Activities/Projects**

|  | <u>Current Operating Expenditures</u> |   |                        |                    |
|--|---------------------------------------|---|------------------------|--------------------|
|  | <u>Personnel Services</u>             | <u>Maintenance and<br/>Other Operating<br/>Expenses</u> | <u>Capital Outlays</u> | <u>Total</u>       |
| <b>PROGRAMS</b>  |                                       |   |                        |                    |
| General Administration and Support   |                                       |   |                        |                    |
| General Management and Supervision   | P 31,140,000                          | P 14,824,000  | P 7,800,000            | P 53,764,000       |
| Administration of Personnel Benefits   | <u>127,000</u>                        |   |                        | <u>127,000</u>     |
| Sub-total, General Administration and Support  | <u>31,267,000</u>                     | <u>14,824,000</u>                                       | <u>7,800,000</u>       | <u>53,891,000</u>  |
| Operations   |                                       |   |                        |                    |
| Increased benefits to Filipinos from scientific<br>knowledge and technological innovations for<br>productivity and competitiveness | <u>41,873,000</u>                     | <u>719,457,000</u>                                      |                        | <u>761,330,000</u> |
| NATIONAL INDUSTRY, ENERGY AND EMERGING TECHNOLOGY<br>SECTORS R&D PROGRAM   | <u>41,873,000</u>                     | <u>719,457,000</u>                                      |                        | <u>761,330,000</u> |



Development, integration and coordination of the  
National Research System for Industry, Energy and  
Emerging Technology Sectors

41,873,000

719,457,000

761,330,000

Sub-total, Operations

41,873,000

719,457,000

761,330,000

**TOTAL NEW APPROPRIATIONS**

P 73,140,000

P 734,281,000

P 7,800,000

P 815,221,000

**New Appropriations, by Object of Expenditures**

(In Thousand Pesos)

**Current Operating Expenditures**

**Personnel Services**

**Civilian Personnel**

**Permanent Positions**

**Basic Salary**

42,212

**Total Permanent Positions**

42,212

**Other Compensation Common to All**

**Personnel Economic Relief Allowance**

1,776

**Representation Allowance**

528

**Transportation Allowance**

528

**Clothing and Uniform Allowance**

444

**Honoraria**

300

**Mid-Year Bonus - Civilian**

3,518

**Year End Bonus**

3,518

**Cash Gift**

370

**Productivity Enhancement Incentive**

370

**Total Other Compensation Common to All**

11,352

**Other Compensation for Specific Groups**

**Magna Carta for Science & Technology Personnel**

18,528

**Total Other Compensation for Specific Groups**

18,528

**Other Benefits**

**PAG-IBIG Contributions**

89

**PhilHealth Contributions**

693

**Employees Compensation Insurance Premiums**

89

**Loyalty Award - Civilian**

50

**Terminal Leave**

127

**Total Other Benefits**

1,048

**Total Personnel Services**

73,140

**Maintenance and Other Operating Expenses**

|   |         |
|---|---------|
| Travelling Expenses                                   | 1,000   |
| Training and Scholarship Expenses                     | 100     |
| Supplies and Materials Expenses                       | 2,792   |
| Utility Expenses                                      | 3,790   |
| Communication Expenses                                | 1,245   |
| Confidential, Intelligence and Extraordinary Expenses |         |
| Extraordinary and Miscellaneous Expenses              | 200     |
| Professional Services                                 | 2,764   |
| General Services                                      | 1,800   |
| Repairs and Maintenance                               | 2,330   |
| Financial Assistance/Subsidy                          | 712,480 |
| Taxes, Insurance Premiums and Other Fees              | 370     |
| Other Maintenance and Operating Expenses              |         |
| Advertising Expenses                                  | 50      |
| Printing and Publication Expenses                     | 50      |
| Representation Expenses                               | 400     |
| Rent/Lease Expenses                                   | 100     |
| Subscription Expenses                                 | 4,710   |
| Other Maintenance and Operating Expenses              | 100     |

|  |                |
|--|----------------|
| Total Maintenance and Other Operating Expenses | <u>734,281</u> |
|--|----------------|

|                                      |                |
|--------------------------------------|----------------|
| Total Current Operating Expenditures | <u>807,421</u> |
|--------------------------------------|----------------|

**Capital Outlays**

|                                      |              |
|--------------------------------------|--------------|
| Property, Plant and Equipment Outlay |              |
| Transportation Equipment Outlay      | <u>7,800</u> |

|                       |              |
|-----------------------|--------------|
| Total Capital Outlays | <u>7,800</u> |
|-----------------------|--------------|

|                                 |                              |
|---------------------------------|------------------------------|
| <b>TOTAL NEW APPROPRIATIONS</b> | <b><u><u>815,221</u></u></b> |
|---------------------------------|------------------------------|

**M. PHILIPPINE INSTITUTE OF VOLCANOLOGY AND SEISMOLOGY**

For general administration and support, support to operations, and operations, including locally-funded project(s), as indicated hereunder . . . . . P 544,501,000

**New Appropriations, by Program**

|   | <u>Current Operating Expenditures</u> |   |                        |                    |
|---|---------------------------------------|---|------------------------|--------------------|
|   | <u>Personnel Services</u>             | <u>Maintenance and<br/>Other Operating<br/>Expenses</u> | <u>Capital Outlays</u> | <u>Total</u>       |
| <b>PROGRAMS</b>   |                                       |   |                        |                    |
| General Administration and Support  | P 65,216,000                          | P 69,182,000  | P 3,770,000            | P 138,168,000      |
| Support to Operations   |                                       | 1,281,000   |                        | 1,281,000          |
| Operations  | <u>88,371,000</u>                     | <u>168,114,000</u>                                      | <u>148,567,000</u>     | <u>405,052,000</u> |
| <b>VOLCANO, EARTHQUAKE AND TSUNAMI MONITORING<br/>AND WARNING PROGRAM</b> | 59,009,000                            | 93,127,000  | 128,627,000            | 280,763,000        |

**VOLCANO, EARTHQUAKE AND TSUNAMI HAZARDS  
MAPPING, RISK ASSESSMENT AND RESEARCH  
AND DEVELOPMENT PROGRAM**

18,007,000      63,162,000      18,410,000      99,579,000

**VOLCANO, EARTHQUAKE AND TSUNAMI DISASTER  
PREPAREDNESS AND RISK REDUCTION PROGRAM**

11,355,000      11,825,000      1,530,000      24,710,000

**TOTAL NEW APPROPRIATIONS**

P 153,587,000 P 238,577,000 P 152,337,000 P 544,501,000

**Special Provisions**

1. **Reporting and Posting Requirements.** The submission of the quarterly reports on its financial and physical accomplishments shall be in accordance with Section 99 of the General Provisions of this Act.

2. **Appropriations for Activities or Projects.** The amounts appropriated herein shall be used specifically for the following activities or projects in the indicated amounts and conditions:

**New Appropriations, by Programs/Activities/Projects**

|  | Current Operating Expenditures |  |                 |               |
|--|--------------------------------|--|-----------------|---------------|
|  | Personnel Services             | Maintenance and<br>Other Operating<br>Expenses | Capital Outlays | Total         |
| <b>PROGRAMS</b>  |                                |  |                 |               |
| General Administration and Support   |                                |  |                 |               |
| General Management and Supervision   | P 63,934,000                   | P 69,182,000                                   | P 3,770,000     | P 136,886,000 |
| Administration of Personnel Benefits   | 1,282,000                      |  |                 | 1,282,000     |
| Sub-total, General Administration and Support  | 65,216,000                     | 69,182,000                                     | 3,770,000       | 138,168,000   |
| Support to Operations  |                                |  |                 |               |
| Participation in national and international<br>scientific and technological societies<br>and conferences/meetings        |                                | 1,281,000                                      |                 | 1,281,000     |
| Sub-total, Support to Operations   |                                | 1,281,000                                      |                 | 1,281,000     |
| Operations   |                                |  |                 |               |
| Enhanced safety and resiliency of Filipinos<br>to volcanic eruptions, earthquakes, tsunamis<br>and other related hazards | 88,371,000                     | 168,114,000                                    | 148,567,000     | 405,052,000   |
| <b>VOLCANO, EARTHQUAKE AND TSUNAMI MONITORING<br/>AND WARNING PROGRAM</b>  | 59,009,000                     | 93,127,000                                     | 128,627,000     | 280,763,000   |
| Operations and development of volcano<br>monitoring and warning systems  | 26,566,000                     | 23,841,000                                     | 18,800,000      | 69,207,000    |
| Operations and development of earthquake<br>monitoring and information systems   | 32,443,000                     | 40,169,000                                     | 57,079,000      | 129,691,000   |
| Operations and development of tsunami<br>monitoring and warning systems  |                                | 18,117,000                                     |                 | 18,117,000    |

**Project(s)**

|   |                   |                   |                   |                   |
|---|-------------------|-------------------|-------------------|-------------------|
| Locally-Funded Project(s)   |                   | <u>11,000,000</u> | <u>52,748,000</u> | <u>63,748,000</u> |
| Rehabilitation of Volcano Observatories and Construction of Seismic Vaults and Housing for Volcano Monitoring and Unmanned Seismic Stations for Earthquake Monitoring - Rehabilitation of volcano monitoring stations                       |                   |                   | 10,000,000        | 10,000,000        |
| Rehabilitation of Volcano Observatories and Construction of Seismic Vaults and Housing for Volcano Monitoring and Unmanned Seismic Stations for Earthquake Monitoring - Construction of seismic vaults and housing for volcano monitoring   |                   |                   | 7,148,000         | 7,148,000         |
| Rehabilitation of Volcano Observatories and Construction of Seismic Vaults and Housing for Volcano Monitoring and Unmanned Seismic Stations for Earthquake Monitoring - Construction of unmanned seismic stations for earthquake monitoring |                   |                   | 11,900,000        | 11,900,000        |
| Rehabilitation of Earthquake Monitoring Stations  |                   |                   | 23,700,000        | 23,700,000        |
| Enhancement of Volcano, Earthquake and Tsunami Warning Systems for Disaster Risk Reduction in the Philippines - Counterpart Fund for JICA Grant Aid Project   |                   | 11,000,000        |                   | 11,000,000        |
| <b>VOLCANO, EARTHQUAKE AND TSUNAMI HAZARDS MAPPING, RISK ASSESSMENT AND RESEARCH AND DEVELOPMENT PROGRAM</b>  | <u>18,007,000</u> | <u>63,162,000</u> | <u>18,410,000</u> | <u>99,579,000</u> |
| Volcanological, Seismological and geophysical instrumentation research and development  |                   | 7,113,000         |                   | 7,113,000         |
| Volcanic, earthquake and tsunami hazard mapping and risk assessment   |                   | 2,884,000         |                   | 2,884,000         |
| Geo-scientific research and development and prediction studies on volcanic systems, earthquakes and tsunami   | 18,007,000        | 2,292,000         | 3,930,000         | 24,229,000        |
| <b>Project(s)</b>   |                   |                   |                   |                   |
| Locally-Funded Project(s)   |                   | <u>50,873,000</u> | <u>14,480,000</u> | <u>65,353,000</u> |
| DYNASLOPE: Development of Site-Specific Threshold for Deep-seated Landslides and Slope Failures   |                   | 44,823,000        | 980,000           | 45,803,000        |
| Measurement of Velocities of Earthquake Faults (MOVE FAULTS)  |                   | 6,050,000         | 13,500,000        | 19,550,000        |
| <b>VOLCANO, EARTHQUAKE AND TSUNAMI DISASTER PREPAREDNESS AND RISK REDUCTION PROGRAM</b>   | <u>11,355,000</u> | <u>11,825,000</u> | <u>1,530,000</u>  | <u>24,710,000</u> |
| Information, education and communication activities for the promotion of disaster preparedness and risk reduction   | 11,355,000        | 6,655,000         | 1,230,000         | 19,240,000        |

| <b>Project(s)</b>  |                             |                             |                             |
|--|-----------------------------|-----------------------------|-----------------------------|
| Locally-Funded Project(s)  |                             | <u>5,170,000</u>            | <u>300,000</u>              |
| REDAS: Capacity-building of Philippine Local Communities<br>on the use of REDAS Software |                             | <u>5,170,000</u>            | <u>300,000</u>              |
| Sub-total, Operations  | <u>88,371,000</u>           | <u>168,114,000</u>          | <u>148,567,000</u>          |
| <b>TOTAL NEW APPROPRIATIONS</b>  | <b>P <u>153,587,000</u></b> | <b>P <u>238,577,000</u></b> | <b>P <u>152,337,000</u></b> |

**New Appropriations, by Object of Expenditures**  
(In Thousand Pesos)

**Current Operating Expenditures**

**Personnel Services**

**Civilian Personnel**

**Permanent Positions**

|              |               |
|--------------|---------------|
| Basic Salary | <u>82,790</u> |
|--------------|---------------|

|                           |               |
|---------------------------|---------------|
| Total Permanent Positions | <u>82,790</u> |
|---------------------------|---------------|

**Other Compensation Common to All**

|                                     |              |
|-------------------------------------|--------------|
| Personnel Economic Relief Allowance | 5,160        |
| Representation Allowance            | 180          |
| Transportation Allowance            | 180          |
| Clothing and Uniform Allowance      | 1,290        |
| Mid-Year Bonus - Civilian           | 6,899        |
| Year End Bonus                      | 6,899        |
| Cash Gift                           | 1,075        |
| Productivity Enhancement Incentive  | <u>1,075</u> |

|  |               |
|--|---------------|
| Total Other Compensation Common to All | <u>22,758</u> |
|--|---------------|

**Other Compensation for Specific Groups**

|  |            |
|--|------------|
| Magna Carta for Science & Technology Personnel | 40,999     |
| Night Shift Differential Pay                   | 3,000      |
| Anniversary Bonus - Civilian                   | <u>654</u> |

|  |               |
|--|---------------|
| Total Other Compensation for Specific Groups | <u>44,653</u> |
|--|---------------|

**Other Benefits**

|   |              |
|---|--------------|
| PAG-IBIG Contributions                    | 258          |
| PhilHealth Contributions                  | 1,433        |
| Employees Compensation Insurance Premiums | 258          |
| Loyalty Award - Civilian                  | 155          |
| Terminal Leave                            | <u>1,282</u> |

|                      |              |
|----------------------|--------------|
| Total Other Benefits | <u>3,386</u> |
|----------------------|--------------|

|                          |                |
|--------------------------|----------------|
| Total Personnel Services | <u>153,587</u> |
|--------------------------|----------------|

**Maintenance and Other Operating Expenses**

|   |        |
|---|--------|
| Travelling Expenses                                   | 29,177 |
| Training and Scholarship Expenses                     | 7,435  |
| Supplies and Materials Expenses                       | 22,075 |
| Utility Expenses                                      | 13,707 |
| Communication Expenses                                | 39,965 |
| Confidential, Intelligence and Extraordinary Expenses |        |
| Extraordinary and Miscellaneous Expenses              | 136    |
| Professional Services                                 | 44,179 |
| General Services                                      | 17,010 |
| Repairs and Maintenance                               | 18,711 |
| Taxes, Insurance Premiums and Other Fees              | 6,600  |
| Other Maintenance and Operating Expenses              |        |
| Advertising Expenses                                  | 80     |
| Printing and Publication Expenses                     | 1,590  |
| Representation Expenses                               | 835    |
| Transportation and Delivery Expenses                  | 1,770  |
| Rent/Lease Expenses                                   | 30,337 |
| Membership Dues and Contributions to Organizations    | 100    |
| Subscription Expenses                                 | 2,140  |
| Other Maintenance and Operating Expenses              | 2,730  |

|  |                |
|--|----------------|
| Total Maintenance and Other Operating Expenses | <u>238,577</u> |
|--|----------------|

|                                      |                |
|--------------------------------------|----------------|
| Total Current Operating Expenditures | <u>392,164</u> |
|--------------------------------------|----------------|

**Capital Outlays**

|                                      |        |
|--------------------------------------|--------|
| Property, Plant and Equipment Outlay |        |
| Buildings and Other Structures       | 52,748 |
| Machinery and Equipment Outlay       | 99,589 |

|                       |                |
|-----------------------|----------------|
| Total Capital Outlays | <u>152,337</u> |
|-----------------------|----------------|

|                                 |                       |
|---------------------------------|-----------------------|
| <b>TOTAL NEW APPROPRIATIONS</b> | <u><u>544,501</u></u> |
|---------------------------------|-----------------------|

**N. PHILIPPINE NUCLEAR RESEARCH INSTITUTE**

For general administration and support, support to operations, and operations, including locally-funded project(s), as indicated hereunder . . . . . P 409,017,000

**New Appropriations, by Program**

|   | Current Operating Expenditures |  |                 |                    |
|---|--------------------------------|--|-----------------|--------------------|
|   | Personnel Services             | Maintenance and Other Operating Expenses | Capital Outlays | Total              |
| <b>PROGRAMS</b>                                 |                                |  |                 |                    |
| General Administration and Support              | P 67,404,000                   | P 86,243,000                             | P               | 153,647,000        |
| Support to Operations                           |                                | 6,905,000                                | 94,522,000      | 101,427,000        |
| Operations                                      | <u>109,491,000</u>             | <u>44,452,000</u>                        |                 | <u>153,943,000</u> |
| <b>NUCLEAR RESEARCH AND DEVELOPMENT PROGRAM</b> | 39,621,000                     | 7,611,000                                |                 | 47,232,000         |

|   |                      |                      |                                   |
|---|----------------------|----------------------|-----------------------------------|
| NUCLEAR SCIENCE AND TECHNOLOGY SERVICES<br>AND ADVISORY PROGRAM | 51,604,000           | 35,961,000           | 87,565,000                        |
| NUCLEAR REGULATIONS, SECURITY AND<br>SAFEGUARDS PROGRAM         | 18,266,000           | 880,000              | 19,146,000                        |
| <b>TOTAL NEW APPROPRIATIONS</b>                                 | <b>P 176,895,000</b> | <b>P 137,600,000</b> | <b>P 94,522,000 P 409,017,000</b> |

**Special Provisions**

1. **Reporting and Posting Requirements.** The submission of the quarterly reports on its financial and physical accomplishments shall be in accordance with Section 99 of the General Provisions of this Act.

2. **Appropriations for Activities or Projects.** The amounts appropriated herein shall be used specifically for the following activities or projects in the indicated amounts and conditions:

New Appropriations, by Programs/Activities/Projects

|  | Current Operating Expenditures |            |  |                 |            |             |
|--|--------------------------------|------------|--|-----------------|------------|-------------|
|  | Personnel Services             |            | Maintenance and<br>Other Operating<br>Expenses | Capital Outlays | Total      |             |
| <b>PROGRAMS</b>  |                                |            |  |                 |            |             |
| General Administration and Support   |                                |            |  |                 |            |             |
| General Management and Supervision   | P                              | 64,046,000 | P  | 86,068,000      | P          | 150,114,000 |
| Human Resource Development   |                                |            |  | 175,000         |            | 175,000     |
| Administration of Personnel Benefits   |                                | 3,358,000  |  |                 |            | 3,358,000   |
| Sub-total, General Administration and Support  |                                | 67,404,000 |  | 86,243,000      |            | 153,647,000 |
| Support to Operations  |                                |            |  |                 |            |             |
| Nuclear Power Program in support to<br>Executive Order No. 243   |                                |            |  | 79,000          |            | 79,000      |
| Nuclear and Radiation Facilities Utilization   |                                |            |  | 72,000          |            | 72,000      |
| Capacity Building for Nuclear S&T under the<br>Framework of Multilateral and Bilateral Cooperation   |                                |            |  | 807,000         |            | 807,000     |
| <b>Project(s)</b>  |                                |            |  |                 |            |             |
| Locally-Funded Project(s)  |                                |            |  | 5,947,000       | 94,522,000 | 100,469,000 |
| Upgrading of ARC Building  |                                |            |  |                 | 14,676,000 | 14,676,000  |
| Capacity Building to Utilize the Philippine Research<br>Reactor-I (PRR-I) Triga Fuel Subcritical Assembly to<br>Re-establish Nuclear Science Knowledge and Expertise<br>in the Philippines |                                |            |  | 500,000         | 21,000,000 | 21,500,000  |
| Establishment of a Two-Storey Radiation Protection<br>Services Facility  |                                |            |  | 3,020,000       |            | 3,020,000   |

|  |               |               |                            |
|--|---------------|---------------|----------------------------|
| Implementation of Strategic Information Systems<br>for Nuclear Safety and Provision of Nuclear<br>Allied Services in the Philippines   | 2,182,000     | 300,000       | 2,482,000                  |
| Development of a Web-based Office<br>Information Management System   | 245,000       |               | 245,000                    |
| Innovating Nuclear Medicine Research and Services:<br>Development of Emerging PET Radiopharmaceuticals<br>for Early Cancer Staging and Assessment of<br>Biologic Functions in Cancer Cells |               | 58,546,000    | 58,546,000                 |
| Sub-total, Support to Operations   | 6,905,000     | 94,522,000    | 101,427,000                |
| Operations   |               |               |                            |
| Increased benefits to Filipinos from science-based<br>R&D know-how and tools in cutting-edge nuclear and<br>radiation technologies   | 91,225,000    | 43,572,000    | 134,797,000                |
| NUCLEAR RESEARCH AND DEVELOPMENT PROGRAM   | 39,621,000    | 7,611,000     | 47,232,000                 |
| Nuclear Research Technology Development and Application  | 39,621,000    | 7,611,000     | 47,232,000                 |
| NUCLEAR SCIENCE AND TECHNOLOGY SERVICES<br>AND ADVISORY PROGRAM  | 51,604,000    | 35,961,000    | 87,565,000                 |
| Nuclear and Allied Services  | 35,986,000    | 34,283,000    | 70,269,000                 |
| Diffusion and Transfer of Nuclear Knowledge<br>and Technologies  | 15,618,000    | 1,678,000     | 17,296,000                 |
| Increased benefits to Filipinos from safe and<br>secure utilization of nuclear and radiation<br>technologies and materials   | 18,266,000    | 880,000       | 19,146,000                 |
| NUCLEAR REGULATIONS, SECURITY AND<br>SAFEGUARDS PROGRAM  | 18,266,000    | 880,000       | 19,146,000                 |
| Nuclear Regulations, Licensing, Inspection<br>and Security and Safeguards  | 18,266,000    | 880,000       | 19,146,000                 |
| Sub-total, Operations  | 109,491,000   | 44,452,000    | 153,943,000                |
| TOTAL NEW APPROPRIATIONS   | P 176,895,000 | P 137,600,000 | P 94,522,000 P 409,017,000 |

**New Appropriations, by Object of Expenditures**

(In Thousand Pesos)

**Current Operating Expenditures****Personnel Services****Civilian Personnel****Permanent Positions****Basic Salary**

101,598



|   |         |
|---|---------|
| Total Permanent Positions                             | 101,598 |
| Other Compensation Common to All                      |         |
| Personnel Economic Relief Allowance                   | 5,160   |
| Representation Allowance                              | 666     |
| Transportation Allowance                              | 666     |
| Clothing and Uniform Allowance                        | 1,290   |
| Mid-Year Bonus - Civilian                             | 8,466   |
| Year End Bonus  | 8,466   |
| Cash Gift   | 1,075   |
| Productivity Enhancement Incentive                    | 1,075   |
| Total Other Compensation Common to All                | 26,864  |
| Other Compensation for Specific Groups                |         |
| Magna Carta for Science & Technology Personnel        | 42,649  |
| Total Other Compensation for Specific Groups          | 42,649  |
| Other Benefits  |         |
| PAG-IBIG Contributions                                | 257     |
| PhilHealth Contributions                              | 1,722   |
| Employees Compensation Insurance Premiums             | 257     |
| Loyalty Award   | 190     |
| Terminal Leave  | 3,358   |
| Total Other Benefits                                  | 5,784   |
| Total Personnel Services                              | 176,895 |
| Maintenance and Other Operating Expenses              |         |
| Travelling Expenses                                   | 1,515   |
| Training and Scholarship Expenses                     | 227     |
| Supplies and Materials Expenses                       | 33,393  |
| Utility Expenses                                      | 20,078  |
| Communication Expenses                                | 5,917   |
| Awards/Rewards and Prizes                             | 150     |
| Confidential, Intelligence and Extraordinary Expenses |         |
| Extraordinary and Miscellaneous Expenses              | 136     |
| Professional Services                                 | 4,012   |
| General Services                                      | 9,500   |
| Repairs and Maintenance                               | 10,485  |
| Taxes, Insurance Premiums and Other Fees              | 1,749   |
| Other Maintenance and Operating Expenses              |         |
| Advertising Expenses                                  | 30      |
| Printing and Publication Expenses                     | 225     |
| Representation Expenses                               | 661     |
| Transportation and Delivery Expenses                  | 350     |
| Rent/Lease Expenses                                   | 46,985  |
| Membership Dues and Contributions to Organizations    | 312     |
| Subscription Expenses                                 | 1,442   |
| Other Maintenance and Operating Expenses              | 433     |
| Total Maintenance and Other Operating Expenses        | 137,600 |

|                                      |                |
|--------------------------------------|----------------|
| Total Current Operating Expenditures | 314,495        |
| Capital Outlays                      |                |
| Property, Plant and Equipment Outlay |                |
| Buildings and Other Structures       | 77,222         |
| Machinery and Equipment Outlay       | 17,300         |
| Total Capital Outlays                | 94,522         |
| <b>TOTAL NEW APPROPRIATIONS</b>      | <b>409,017</b> |

**O. PHILIPPINE SCIENCE HIGH SCHOOL**

For general administration and support, and operations, including locally-funded project(s), as indicated hereunder . . . . . P 2,411,671,000

New Appropriations, by Program

|  | Current Operating Expenditures |  |                             |                               |
|--|--------------------------------|--|-----------------------------|-------------------------------|
|  | Personnel Services             | Maintenance and Other Operating Expenses | Capital Outlays             | Total                         |
| <b>PROGRAMS</b>  |                                |  |                             |                               |
| General Administration and Support   | P 184,308,000                  | P 46,251,000                             | P 500,000                   | P 231,059,000                 |
| Operations   | <u>1,161,025,000</u>           | <u>864,587,000</u>                       | <u>155,000,000</u>          | <u>2,180,612,000</u>          |
| SCIENCE, TECHNOLOGY, ENGINEERING AND MATHEMATICS (STEM) SECONDARY EDUCATION ON SCHOLARSHIP BASIS PROGRAM | 1,159,842,000                  | 852,671,000                              | 155,000,000                 | 2,167,513,000                 |
| SCIENCE, TECHNOLOGY, ENGINEERING AND MATHEMATICS (STEM) PROMOTION PROGRAM                                | <u>1,183,000</u>               | <u>11,916,000</u>                        |                             | <u>13,099,000</u>             |
| <b>TOTAL NEW APPROPRIATIONS</b>  | <b>P <u>1,345,333,000</u></b>  | <b>P <u>910,838,000</u></b>              | <b>P <u>155,500,000</u></b> | <b>P <u>2,411,671,000</u></b> |

**Special Provisions**

1. **School Fees.** Of the amounts appropriated herein, Four Million One Hundred Thousand Pesos (P4,100,000) shall be used for the improvement of information technology facilities, laboratory and office equipment, and furniture and fixtures sourced from fees collected by each Philippine Science High School (PSHS) for school-related activities in accordance with Section 8 (k) of R.A. No. 9036.

Release of funds shall be subject to the approval of the PSHS System Board of Trustees, and the submission of a Special Budget pursuant to Section 35, Chapter 5, Book VI of E.O. No. 292

2. **Funds for Local Scholarships.** In the over-all programming of the scholarship grants, the PSHS shall ensure that the full requirements of existing scholars shall be considered to ensure continued funding within the period of scholarship grant.

3. **Reporting and Posting Requirements.** The submission of the quarterly reports on its financial and physical accomplishments shall be in accordance with Section 99 of the General Provisions of this Act.

4. **Appropriations for Activities or Projects.** The amounts appropriated herein shall be used specifically for the following activities or projects in the indicated amounts and conditions:

New Appropriations, by Programs/Activities/Projects

|  | Current Operating Expenditures |  |                 |       |
|--|--------------------------------|--|-----------------|-------|
|  | Personnel Services             | Maintenance and Other Operating Expenses | Capital Outlays | Total |

**PROGRAMS**

## General Administration and Support

|   |   |                    |   |                   |   |                |   |                    |
|---|---|--------------------|---|-------------------|---|----------------|---|--------------------|
| General Management and Supervision                | P | <u>29,594,000</u>  | P | <u>46,251,000</u> | P | <u>500,000</u> | P | <u>76,345,000</u>  |
| National Capital Region (NCR)                     |   | <u>29,594,000</u>  |   | <u>46,251,000</u> |   | <u>500,000</u> |   | <u>76,345,000</u>  |
| Office of the Executive Director (Central Office) |   | 29,594,000         |   | 46,251,000        |   | 500,000        |   | 76,345,000         |
| Administration of Personnel Benefits              |   | <u>154,714,000</u> |   |                   |   |                |   | <u>154,714,000</u> |
| National Capital Region (NCR)                     |   | <u>20,086,000</u>  |   |                   |   |                |   | <u>20,086,000</u>  |
| Office of the Executive Director (Central Office) |   | 5,542,000          |   |                   |   |                |   | 5,542,000          |
| Secondary Education                               |   |                    |   |                   |   |                |   |                    |
| Diliman Campus                                    |   | 14,544,000         |   |                   |   |                |   | 14,544,000         |
| Region I - Ilocos                                 |   | <u>5,572,000</u>   |   |                   |   |                |   | <u>5,572,000</u>   |
| Secondary Education                               |   |                    |   |                   |   |                |   |                    |
| Ilocos Region Campus                              |   | 5,572,000          |   |                   |   |                |   | 5,572,000          |
| Cordillera Administrative Region (CAR)            |   | <u>6,597,000</u>   |   |                   |   |                |   | <u>6,597,000</u>   |
| Secondary Education                               |   |                    |   |                   |   |                |   |                    |
| Cordillera Administrative Region Campus           |   | 6,597,000          |   |                   |   |                |   | 6,597,000          |
| Region II - Cagayan Valley                        |   | <u>5,271,000</u>   |   |                   |   |                |   | <u>5,271,000</u>   |
| Secondary Education                               |   |                    |   |                   |   |                |   |                    |
| Cagayan Valley Campus                             |   | 5,271,000          |   |                   |   |                |   | 5,271,000          |
| Region III - Central Luzon                        |   | <u>13,621,000</u>  |   |                   |   |                |   | <u>13,621,000</u>  |
| Secondary Education                               |   |                    |   |                   |   |                |   |                    |
| Central Luzon Campus                              |   | 13,621,000         |   |                   |   |                |   | 13,621,000         |
| Region IVA - CALABARZON                           |   | <u>17,224,000</u>  |   |                   |   |                |   | <u>17,224,000</u>  |
| Secondary Education                               |   |                    |   |                   |   |                |   |                    |
| CALABARZON Region Campus                          |   | 17,224,000         |   |                   |   |                |   | 17,224,000         |
| Region IVB - MIMAROPA                             |   | <u>8,729,000</u>   |   |                   |   |                |   | <u>8,729,000</u>   |
| Secondary Education                               |   |                    |   |                   |   |                |   |                    |
| MIMAROPA Region Campus                            |   | 8,729,000          |   |                   |   |                |   | 8,729,000          |
| Region V - Bicol                                  |   | <u>7,094,000</u>   |   |                   |   |                |   | <u>7,094,000</u>   |
| Secondary Education                               |   |                    |   |                   |   |                |   |                    |
| Bicol Region Campus                               |   | 7,094,000          |   |                   |   |                |   | 7,094,000          |
| Region VI - Western Visayas                       |   | <u>1,353,000</u>   |   |                   |   |                |   | <u>1,353,000</u>   |
| Secondary Education                               |   |                    |   |                   |   |                |   |                    |
| Western Visayas Campus                            |   | 1,353,000          |   |                   |   |                |   | 1,353,000          |

|  |               |             |             |               |
|--|---------------|-------------|-------------|---------------|
| Region VII - Central Visayas   | 10,402,000    |             |             | 10,402,000    |
| Secondary Education  |               |             |             |               |
| Central Visayas Campus   | 10,402,000    |             |             | 10,402,000    |
| Region VIII - Eastern Visayas  | 13,540,000    |             |             | 13,540,000    |
| Secondary Education  |               |             |             |               |
| Eastern Visayas Campus   | 13,540,000    |             |             | 13,540,000    |
| Region IX - Zamboanga Peninsula  | 5,515,000     |             |             | 5,515,000     |
| Secondary Education  |               |             |             |               |
| Zamboanga Peninsula Region Campus  | 5,515,000     |             |             | 5,515,000     |
| Region X - Northern Mindanao   | 14,091,000    |             |             | 14,091,000    |
| Secondary Education  |               |             |             |               |
| Central Mindanao Campus  | 14,091,000    |             |             | 14,091,000    |
| Region XI - Davao  | 5,616,000     |             |             | 5,616,000     |
| Secondary Education  |               |             |             |               |
| Southern Mindanao Campus   | 5,616,000     |             |             | 5,616,000     |
| Region XII - SOCCSKSARGEN  | 8,799,000     |             |             | 8,799,000     |
| Secondary Education  |               |             |             |               |
| SOCCSKSARGEN Region Campus   | 8,799,000     |             |             | 8,799,000     |
| Region XIII - Caraga   | 11,204,000    |             |             | 11,204,000    |
| Secondary Education  |               |             |             |               |
| Caraga Region Campus   | 11,204,000    |             |             | 11,204,000    |
| Sub-total, General Administration and Support  | 184,308,000   | 46,251,000  | 500,000     | 231,059,000   |
| Operations   |               |             |             |               |
| Increased competitiveness of Filipinos in<br>Science and Engineering   | 1,161,025,000 | 864,587,000 | 155,000,000 | 2,180,612,000 |
| SCIENCE, TECHNOLOGY, ENGINEERING AND<br>MATHEMATICS (STEM) SECONDARY EDUCATION ON<br>SCHOLARSHIP BASIS PROGRAM | 1,159,842,000 | 852,671,000 | 155,000,000 | 2,167,513,000 |
| Operation of school campuses   | 1,155,313,000 | 835,610,000 | 3,600,000   | 1,994,523,000 |
| National Capital Region (NCR)  | 202,524,000   | 89,531,000  | 920,000     | 292,975,000   |
| Secondary Education  |               |             |             |               |
| Diliman Campus   | 202,524,000   | 89,531,000  | 920,000     | 292,975,000   |
| Region I - Ilocos  | 79,017,000    | 54,509,000  | 250,000     | 133,776,000   |
| Secondary Education  |               |             |             |               |
| Ilocos Region Campus   | 79,017,000    | 54,509,000  | 250,000     | 133,776,000   |
| Cordillera Administrative Region (CAR)   | 72,211,000    | 48,215,000  | 200,000     | 120,626,000   |

|  |                   |                   |                |                    |
|--|-------------------|-------------------|----------------|--------------------|
| Secondary Education<br>Cordillera Administrative Region Campus | 72,211,000        | 48,215,000        | 200,000        | 120,626,000        |
| Region II - Cagayan Valley                                     | <u>73,681,000</u> | <u>51,608,000</u> | <u>200,000</u> | <u>125,489,000</u> |
| Secondary Education<br>Cagayan Valley Campus                   | 73,681,000        | 51,608,000        | 200,000        | 125,489,000        |
| Region III - Central Luzon                                     | <u>66,517,000</u> | <u>55,300,000</u> | <u>200,000</u> | <u>122,017,000</u> |
| Secondary Education<br>Central Luzon Campus                    | 66,517,000        | 55,300,000        | 200,000        | 122,017,000        |
| Region IVA - CALABARZON  | <u>54,222,000</u> | <u>48,289,000</u> | <u>120,000</u> | <u>102,631,000</u> |
| Secondary Education<br>CALABARZON Region Campus                | 54,222,000        | 48,289,000        | 120,000        | 102,631,000        |
| Region IVB - MIMAROPA  | <u>26,979,000</u> | <u>25,696,000</u> | <u>100,000</u> | <u>52,775,000</u>  |
| Secondary Education<br>MIMAROPA Region Campus                  | 26,979,000        | 25,696,000        | 100,000        | 52,775,000         |
| Region V - Bicol   | <u>73,311,000</u> | <u>52,717,000</u> | <u>250,000</u> | <u>126,278,000</u> |
| Secondary Education<br>Bicol Region Campus                     | 73,311,000        | 52,717,000        | 250,000        | 126,278,000        |
| Region VI - Western Visayas                                    | <u>81,662,000</u> | <u>57,465,000</u> | <u>210,000</u> | <u>139,337,000</u> |
| Secondary Education<br>Western Visayas Campus                  | 81,662,000        | 57,465,000        | 210,000        | 139,337,000        |
| Region VII - Central Visayas                                   | <u>64,341,000</u> | <u>58,230,000</u> | <u>200,000</u> | <u>122,771,000</u> |
| Secondary Education<br>Central Visayas Campus                  | 64,341,000        | 58,230,000        | 200,000        | 122,771,000        |
| Region VIII - Eastern Visayas                                  | <u>70,624,000</u> | <u>52,537,000</u> | <u>200,000</u> | <u>123,361,000</u> |
| Secondary Education<br>Eastern Visayas Campus                  | 70,624,000        | 52,537,000        | 200,000        | 123,361,000        |
| Region IX - Zamboanga Peninsula                                | <u>33,178,000</u> | <u>36,125,000</u> | <u>100,000</u> | <u>69,403,000</u>  |
| Secondary Education<br>Zamboanga Peninsula Region Campus       | 33,178,000        | 36,125,000        | 100,000        | 69,403,000         |
| Region X - Northern Mindanao                                   | <u>66,969,000</u> | <u>51,981,000</u> | <u>200,000</u> | <u>119,150,000</u> |
| Secondary Education<br>Central Mindanao Campus                 | 66,969,000        | 51,981,000        | 200,000        | 119,150,000        |
| Region XI - Davao  | <u>77,681,000</u> | <u>54,553,000</u> | <u>210,000</u> | <u>132,444,000</u> |
| Secondary Education<br>Southern Mindanao Campus                | 77,681,000        | 54,553,000        | 210,000        | 132,444,000        |
| Region XII - SOCCSKSARGEN                                      | <u>61,433,000</u> | <u>53,074,000</u> | <u>120,000</u> | <u>114,627,000</u> |

|   |                   |                   |                    |                    |
|---|-------------------|-------------------|--------------------|--------------------|
| Secondary Education<br>SOCCSKSARGEN Region Campus                 | 61,433,000        | 53,074,000        | 120,000            | 114,627,000        |
| Region XIII - Caraga  | <u>50,963,000</u> | <u>45,780,000</u> | <u>120,000</u>     | <u>96,863,000</u>  |
| Secondary Education<br>Caraga Region Campus                       | 50,963,000        | 45,780,000        | 120,000            | 96,863,000         |
| Policy Formulation, Program Planning and<br>Standards Development | <u>4,529,000</u>  | <u>17,061,000</u> |                    | <u>21,590,000</u>  |
| National Capital Region (NCR)                                     | <u>4,529,000</u>  | <u>17,061,000</u> |                    | <u>21,590,000</u>  |
| Office of the Executive Director (Central Office)                 | 4,529,000         | 17,061,000        |                    | 21,590,000         |
| <b>Project(s)</b>   |                   |                   |                    |                    |
| Locally-Funded Project(s)   |                   |                   | <u>151,400,000</u> | <u>151,400,000</u> |
| Completion of Academic Building for Senior High Program           |                   |                   | <u>50,000,000</u>  | <u>50,000,000</u>  |
| National Capital Region (NCR)                                     |                   |                   | <u>50,000,000</u>  | <u>50,000,000</u>  |
| Diliman Campus  |                   |                   | 50,000,000         | 50,000,000         |
| Construction of Dormitory Building 1                              |                   |                   | <u>40,000,000</u>  | <u>40,000,000</u>  |
| Region IVB - MIMAROPA   |                   |                   | <u>40,000,000</u>  | <u>40,000,000</u>  |
| Secondary Education<br>MIMAROPA Region Campus                     |                   |                   | 40,000,000         | 40,000,000         |
| Upgrading of Electrical System                                    |                   |                   | <u>15,250,000</u>  | <u>15,250,000</u>  |
| Region VII - Central Visayas                                      |                   |                   | <u>15,250,000</u>  | <u>15,250,000</u>  |
| Secondary Education<br>Central Visayas Campus                     |                   |                   | 15,250,000         | 15,250,000         |
| Implementation of K-12 Program (MITHI-ICT Infrastructure)         |                   |                   | <u>13,150,000</u>  | <u>13,150,000</u>  |
| National Capital Region (NCR)                                     |                   |                   | <u>7,000,000</u>   | <u>7,000,000</u>   |
| Office of the Executive Director (Central Office)                 |                   |                   | 3,000,000          | 3,000,000          |
| Secondary Education<br>Diliman Campus                             |                   |                   | 4,000,000          | 4,000,000          |
| Region III - Central Luzon  |                   |                   | <u>150,000</u>     | <u>150,000</u>     |
| Secondary Education<br>Central Luzon Campus                       |                   |                   | 150,000            | 150,000            |
| Region IX - Zamboanga Peninsula                                   |                   |                   | <u>6,000,000</u>   | <u>6,000,000</u>   |
| Secondary Education<br>Zamboanga Peninsula Region Campus          |                   |                   | 6,000,000          | 6,000,000          |
| Completion of Academic Building I                                 |                   |                   | <u>3,000,000</u>   | <u>3,000,000</u>   |

|  |                               |                             |                             |                               |
|--|-------------------------------|-----------------------------|-----------------------------|-------------------------------|
| Region XII - SOCCSKSARGEN  |                               |                             | <u>3,000,000</u>            | <u>3,000,000</u>              |
| Secondary Education  |                               |                             |                             |                               |
| SOCCSKSARGEN Region Campus   |                               |                             | 3,000,000                   | 3,000,000                     |
| Completion of Academic Building III  |                               |                             | <u>30,000,000</u>           | <u>30,000,000</u>             |
| Region XI - Davao  |                               |                             | <u>30,000,000</u>           | <u>30,000,000</u>             |
| Secondary Education  |                               |                             |                             |                               |
| Southern Mindanao Campus   |                               |                             | 30,000,000                  | 30,000,000                    |
| SCIENCE, TECHNOLOGY, ENGINEERING AND<br>MATHEMATICS (STEM) PROMOTION PROGRAM | <u>1,183,000</u>              | <u>11,916,000</u>           |                             | <u>13,099,000</u>             |
| National Competitive Examination (NCE)                                       | <u>1,183,000</u>              | <u>8,619,000</u>            |                             | <u>9,802,000</u>              |
| National Capital Region (NCR)  | <u>1,183,000</u>              | <u>8,619,000</u>            |                             | <u>9,802,000</u>              |
| Office of the Executive Director (Central Office)                            | 1,183,000                     | 8,619,000                   |                             | 9,802,000                     |
| STEM Promotional Activities  |                               | <u>3,297,000</u>            |                             | <u>3,297,000</u>              |
| National Capital Region (NCR)  |                               | <u>3,297,000</u>            |                             | <u>3,297,000</u>              |
| Office of the Executive Director (Central Office)                            |                               | <u>3,297,000</u>            |                             | <u>3,297,000</u>              |
| Sub-total, Operations  | <u>1,161,025,000</u>          | <u>864,587,000</u>          | <u>155,000,000</u>          | <u>2,180,612,000</u>          |
| TOTAL NEW APPROPRIATIONS   | P <u><u>1,345,333,000</u></u> | P <u><u>910,838,000</u></u> | P <u><u>155,500,000</u></u> | P <u><u>2,411,671,000</u></u> |

New Appropriations, by Object of Expenditures  
(In Thousand Pesos)

Current Operating Expenditures

Personnel Services

Civilian Personnel

Permanent Positions

Basic Salary

727,718

Total Permanent Positions

727,718

Other Compensation Common to All

Personnel Economic Relief Allowance

31,392

Representation Allowance

4,560

Transportation Allowance

4,560

Clothing and Uniform Allowance

7,848

Honoraria

685

Mid-Year Bonus - Civilian

60,643

Year End Bonus

60,643

Cash Gift

6,540

Productivity Enhancement Incentive

6,540

Total Other Compensation Common to All

183,411

|  |                  |
|--|------------------|
| <b>Other Compensation for Specific Groups</b>          |                  |
| Magna Carta for Science & Technology Personnel         | 259,215          |
| Lump-sum for Filling of Positions - Civilian           | 154,015          |
| Anniversary Bonus - Civilian                           | 225              |
|  | <hr/>            |
| <b>Total Other Compensation for Specific Groups</b>    | <b>413,455</b>   |
| <b>Other Benefits</b>                                  |                  |
| PAG-IBIG Contributions                                 | 1,569            |
| PhilHealth Contributions                               | 12,109           |
| Employees Compensation Insurance Premiums              | 1,569            |
| Loyalty Award - Civilian                               | 795              |
| Terminal Leave   | 699              |
|  | <hr/>            |
| <b>Total Other Benefits</b>                            | <b>16,741</b>    |
| <b>Non-Permanent Positions</b>                         | <b>4,008</b>     |
|  | <hr/>            |
| <b>Total Personnel Services</b>                        | <b>1,345,333</b> |
| <b>Maintenance and Other Operating Expenses</b>        |                  |
| Travelling Expenses                                    | 36,210           |
| Training and Scholarship Expenses                      | 423,624          |
| Supplies and Materials Expenses                        | 81,423           |
| Utility Expenses                                       | 63,769           |
| Communication Expenses                                 | 27,266           |
| Awards/Rewards and Prizes                              | 250              |
| Survey, Research, Exploration and Development Expenses | 70               |
| Confidential, Intelligence and Extraordinary Expenses  |                  |
| Extraordinary and Miscellaneous Expenses               | 1,992            |
| Professional Services                                  | 33,127           |
| General Services                                       | 145,202          |
| Repairs and Maintenance                                | 26,003           |
| Taxes, Insurance Premiums and Other Fees               | 30,525           |
| Other Maintenance and Operating Expenses               |                  |
| Advertising Expenses                                   | 3,266            |
| Printing and Publication Expenses                      | 4,825            |
| Representation Expenses                                | 7,703            |
| Transportation and Delivery Expenses                   | 725              |
| Rent/Lease Expenses                                    | 3,543            |
| Membership Dues and Contributions to Organizations     | 206              |
| Subscription Expenses                                  | 19,756           |
| Other Maintenance and Operating Expenses               | 1,353            |
|  | <hr/>            |
| <b>Total Maintenance and Other Operating Expenses</b>  | <b>910,838</b>   |
|  | <hr/>            |
| <b>Total Current Operating Expenditures</b>            | <b>2,256,171</b> |
| <b>Capital Outlays</b>                                 |                  |
| Property, Plant and Equipment Outlay                   |                  |
| Infrastructure Outlay                                  | 28,400           |
| Buildings and Other Structures                         | 123,000          |
| Machinery and Equipment Outlay                         | 4,100            |
|  | <hr/>            |



|                                 |                  |
|---------------------------------|------------------|
| Total Capital Outlays           | 155,500          |
| <b>TOTAL NEW APPROPRIATIONS</b> | <b>2,411,671</b> |

**P. PHILIPPINE TEXTILE RESEARCH INSTITUTE**

For general administration and support, and operations, including locally-funded project, as indicated hereunder . . . . . P 134,454,000

**New Appropriations, by Program**

|  | Current Operating Expenditures |  |                     |                      |
|--|--------------------------------|--|---------------------|----------------------|
|  | Personnel Services             | Maintenance and Other Operating Expenses | Capital Outlays     | Total                |
| <b>PROGRAMS</b>  |                                |  |                     |                      |
| General Administration and Support                                 | P 31,456,000                   | P 16,029,000                             | P                   | P 47,485,000         |
| Operations   | <u>29,081,000</u>              | <u>27,888,000</u>                        | <u>30,000,000</u>   | <u>86,969,000</u>    |
| TEXTILE AND OTHER TEXTILE-RELATED RESEARCH AND DEVELOPMENT PROGRAM | 10,971,000                     | 4,148,000                                | 20,000,000          | 35,119,000           |
| TEXTILE S&T SERVICES PROGRAM                                       | 13,378,000                     | 22,493,000                               | 10,000,000          | 45,871,000           |
| TEXTILE TECHNOLOGY TRANSFER PROGRAM                                | <u>4,732,000</u>               | <u>1,247,000</u>                         |                     | <u>5,979,000</u>     |
| <b>TOTAL NEW APPROPRIATIONS</b>                                    | P <u>60,537,000</u>            | P <u>43,917,000</u>                      | P <u>30,000,000</u> | P <u>134,454,000</u> |

**Special Provisions**

1. **Reporting and Posting Requirements.** The submission of the quarterly reports on its financial and physical accomplishments shall be in accordance with Section 99 of the General Provisions of this Act.

2. **Appropriations for Activities or Projects.** The amounts appropriated herein shall be used specifically for the following activities or projects in the indicated amounts and conditions:

**New Appropriations, by Programs/Activities/Projects**

|   | Current Operating Expenditures |  |                 |                   |
|---|--------------------------------|--|-----------------|-------------------|
|   | Personnel Services             | Maintenance and Other Operating Expenses | Capital Outlays | Total             |
| <b>PROGRAMS</b>                               |                                |  |                 |                   |
| General Administration and Support            |                                |  |                 |                   |
| General Management and Supervision            | P 29,606,000                   | P 15,838,000                             | P               | P 45,444,000      |
| Human Resource Development                    |                                | 191,000                                  |                 | 191,000           |
| Administration of Personnel Benefits          | <u>1,850,000</u>               |  |                 | <u>1,850,000</u>  |
| Sub-total, General Administration and Support | <u>31,456,000</u>              | <u>16,029,000</u>                        |                 | <u>47,485,000</u> |

## Operations

Increased benefits to Filipinos from scientific knowledge and technological innovations for the productivity and competitiveness of textile, garment and allied industries and other institutions

29,081,000 27,888,000 30,000,000 86,969,000

**TEXTILE AND OTHER TEXTILE-RELATED RESEARCH AND DEVELOPMENT PROGRAM**

10,971,000 4,148,000 20,000,000 35,119,000

Scientific research studies on chemical and physical characterization and optimization of textile raw materials and textile product properties and end-use diversification

10,971,000 4,148,000 15,119,000

**Project(s)**

Locally-Funded Project(s)

20,000,000 20,000,000

Rehabilitation and Retrofitting of the Natural Fiber Processing Center

20,000,000 20,000,000

**TEXTILE S&T SERVICES PROGRAM**

13,378,000 22,493,000 10,000,000 45,871,000

Testing of raw materials and allied products and provision of technical assistance to the textile, garments and allied industries on textile processing and machinery utilization

13,378,000 22,493,000 10,000,000 45,871,000

**TEXTILE TECHNOLOGY TRANSFER PROGRAM**

4,732,000 1,247,000 5,979,000

Dissemination of textile information and provision of documentation of services to textile millers and allied industries

4,732,000 1,247,000 5,979,000

Sub-total, Operations

29,081,000 27,888,000 30,000,000 86,969,000

**TOTAL NEW APPROPRIATIONS**

P 60,537,000 P 43,917,000 P 30,000,000 P 134,454,000

New Appropriations, by Object of Expenditures  
(In Thousand Pesos)

Current Operating Expenditures

Personnel Services

Civilian Personnel

Permanent Positions

Basic Salary

32,725

Total Permanent Positions

32,725

Other Compensation Common to All

Personnel Economic Relief Allowance  
Representation Allowance

1,896  
288

|   |         |
|---|---------|
| Transportation Allowance                              | 288     |
| Clothing and Uniform Allowance                        | 474     |
| Mid-Year Bonus - Civilian                             | 2,727   |
| Year End Bonus  | 2,727   |
| Cash Gift   | 395     |
| Productivity Enhancement Incentive                    | 395     |
|   | <hr/>   |
| Total Other Compensation Common to All                | 9,190   |
|   | <hr/>   |
| Other Compensation for Specific Groups                |         |
|   |         |
| Magna Carta for Science & Technology Personnel        | 15,755  |
| Anniversary Bonus - Civilian                          | 243     |
|   | <hr/>   |
| Total Other Compensation for Specific Groups          | 15,998  |
|   | <hr/>   |
| Other Benefits  |         |
|   |         |
| PAG-IBIG Contributions                                | 95      |
| PhilHealth Contributions                              | 544     |
| Employees Compensation Insurance Premiums             | 95      |
| Loyalty Award - Civilian                              | 40      |
| Terminal Leave  | 1,850   |
|   | <hr/>   |
| Total Other Benefits                                  | 2,624   |
|   | <hr/>   |
| Total Personnel Services                              | 60,537  |
|   | <hr/>   |
| Maintenance and Other Operating Expenses              |         |
|   |         |
| Travelling Expenses                                   | 359     |
| Training and Scholarship Expenses                     | 97      |
| Supplies and Materials Expenses                       | 5,322   |
| Utility Expenses                                      | 6,527   |
| Communication Expenses                                | 470     |
| Awards/Rewards and Prizes                             | 91      |
| Confidential, Intelligence and Extraordinary Expenses |         |
| Extraordinary and Miscellaneous Expenses              | 136     |
| Professional Services                                 | 19,592  |
| General Services                                      | 4,461   |
| Repairs and Maintenance                               | 1,183   |
| Taxes, Insurance Premiums and Other Fees              | 1,528   |
| Other Maintenance and Operating Expenses              |         |
| Advertising Expenses                                  | 24      |
| Printing and Publication Expenses                     | 89      |
| Representation Expenses                               | 96      |
| Transportation and Delivery Expenses                  | 116     |
| Rent/Lease Expenses                                   | 18      |
| Subscription Expenses                                 | 797     |
| Other Maintenance and Operating Expenses              | 3,011   |
|   | <hr/>   |
| Total Maintenance and Other Operating Expenses        | 43,917  |
|   | <hr/>   |
| Total Current Operating Expenditures                  | 104,454 |
|   | <hr/>   |

**Capital Outlays****Property, Plant and Equipment Outlay**

Buildings and Other Structures

20,000

Machinery and Equipment Outlay

10,000

**Total Capital Outlays**

30,000

**TOTAL NEW APPROPRIATIONS**

134,454

**Q. SCIENCE EDUCATION INSTITUTE**For general administration and support, and operations, including locally-funded project, as indicated hereunder . . . . . P 6,959,721,000**New Appropriations, by Program**

|   | <u>Current Operating Expenditures</u> |   |                        |                        |
|---|---------------------------------------|---|------------------------|------------------------|
|   | <u>Personnel Services</u>             | <u>Maintenance and<br/>Other Operating<br/>Expenses</u> | <u>Capital Outlays</u> | <u>Total</u>           |
| <b>PROGRAMS</b>   |                                       |   |                        |                        |
| General Administration and Support                      | P 21,533,000                          | P 19,874,000  | P 6,502,000            | P 47,909,000           |
| Operations  | <u>22,135,000</u>                     | <u>6,889,677,000</u>                                    |                        | <u>6,911,812,000</u>   |
| SCIENCE AND TECHNOLOGY SCHOLARSHIP PROGRAM              | 8,239,000                             | 6,837,720,000   |                        | 6,845,959,000          |
| SCIENCE AND TECHNOLOGY EDUCATION<br>DEVELOPMENT PROGRAM | <u>13,896,000</u>                     | <u>51,957,000</u>                                       |                        | <u>65,853,000</u>      |
| <b>TOTAL NEW APPROPRIATIONS</b>                         | <u>P 43,668,000</u>                   | <u>P 6,909,551,000</u>                                  | <u>P 6,502,000</u>     | <u>P 6,959,721,000</u> |

**Special Provisions**

1. **Funds for Local and Foreign Scholarships.** In the over-all programming of the scholarship grants, the Science Education Institute (SEI) shall ensure that the full requirements of existing scholars are considered to guarantee their continued funding.

2. **Reporting and Posting Requirements.** The submission of the quarterly reports on its financial and physical accomplishments shall be in accordance with Section 99 of the General Provisions of this Act.

3. **Appropriations for Activities or Projects.** The amounts appropriated herein shall be used specifically for the following activities or projects in the indicated amounts and conditions:

**New Appropriations, by Programs/Activities/Projects**

|                                    | <u>Current Operating Expenditures</u> |   |                        |              |
|------------------------------------|---------------------------------------|---|------------------------|--------------|
|                                    | <u>Personnel Services</u>             | <u>Maintenance and<br/>Other Operating<br/>Expenses</u> | <u>Capital Outlays</u> | <u>Total</u> |
| <b>PROGRAMS</b>                    |                                       |   |                        |              |
| General Administration and Support |                                       |   |                        |              |
| General Management and Supervision | P 20,393,000                          | P 19,874,000  | P 6,502,000            | P 46,769,000 |

|  |                            |                               |                           |                               |
|--|----------------------------|-------------------------------|---------------------------|-------------------------------|
| Administration of Personnel Benefits   | <u>1,140,000</u>           |                               |                           | <u>1,140,000</u>              |
| Sub-total, General Administration and Support  | <u>21,533,000</u>          | <u>19,874,000</u>             | <u>6,502,000</u>          | <u>47,909,000</u>             |
| Operations   |                            |                               |                           |                               |
| Competitiveness of Filipinos in Science,<br>Technology, Engineering and Mathematics<br>(STEM) enhanced   | <u>22,135,000</u>          | <u>6,889,677,000</u>          |                           | <u>6,911,812,000</u>          |
| SCIENCE AND TECHNOLOGY SCHOLARSHIP PROGRAM   | <u>8,239,000</u>           | <u>6,837,720,000</u>          |                           | <u>6,845,959,000</u>          |
| Development and Administration of S&T Scholarship<br>Programs, Awards and Grants for Graduate Level      | <u>4,227,000</u>           | <u>2,751,310,000</u>          |                           | <u>2,755,537,000</u>          |
| Development and Administration of S&T Scholarship<br>Programs, Awards and Grants for Undergraduate Level | <u>4,012,000</u>           | <u>4,086,410,000</u>          |                           | <u>4,090,422,000</u>          |
| SCIENCE AND TECHNOLOGY EDUCATION<br>DEVELOPMENT PROGRAM  | <u>13,896,000</u>          | <u>51,957,000</u>             |                           | <u>65,853,000</u>             |
| Research, Promotion and Development<br>of S&T Education and Training                                     | <u>13,896,000</u>          | <u>50,657,000</u>             |                           | <u>64,553,000</u>             |
| <b>Project(s)</b>  |                            |                               |                           |                               |
| Locally-Funded Project(s)  |                            | <u>1,300,000</u>              |                           | <u>1,300,000</u>              |
| Support to the Presidential Committee Implementing<br>PD 997   |                            | <u>1,300,000</u>              |                           | <u>1,300,000</u>              |
| Sub-total, Operations  | <u>22,135,000</u>          | <u>6,889,677,000</u>          |                           | <u>6,911,812,000</u>          |
| <b>TOTAL NEW APPROPRIATIONS</b>  | <b>P <u>43,668,000</u></b> | <b>P <u>6,909,551,000</u></b> | <b>P <u>6,502,000</u></b> | <b>P <u>6,959,721,000</u></b> |

New Appropriations, by Object of Expenditures  
(In Thousand Pesos)

Current Operating Expenditures

Personnel Services

Civilian Personnel

Permanent Positions

|                           |               |
|---------------------------|---------------|
| Basic Salary              | <u>26,209</u> |
| Total Permanent Positions | <u>26,209</u> |

Other Compensation Common to All

|                                     |       |
|-------------------------------------|-------|
| Personnel Economic Relief Allowance | 1,128 |
| Representation Allowance            | 330   |
| Transportation Allowance            | 330   |
| Clothing and Uniform Allowance      | 282   |
| Mid-Year Bonus - Civilian           | 2,184 |
| Year End Bonus                      | 2,184 |

|   |           |
|---|-----------|
| Cash Gift   | 235       |
| Productivity Enhancement Incentive                    | 235       |
|   | <hr/>     |
| Total Other Compensation Common to All                | 6,908     |
|   | <hr/>     |
| Other Compensation for Specific Groups                |           |
| Magna Carta for Science & Technology Personnel        | 8,878     |
|   | <hr/>     |
| Total Other Compensation for Specific Groups          | 8,878     |
|   | <hr/>     |
| Other Benefits  |           |
| PAG-IBIG Contributions                                | 56        |
| PhilHealth Contributions                              | 421       |
| Employees Compensation Insurance Premiums             | 56        |
| Terminal Leave  | 1,140     |
|   | <hr/>     |
| Total Other Benefits                                  | 1,673     |
|   | <hr/>     |
| Total Personnel Services                              | 43,668    |
|   | <hr/>     |
| Maintenance and Other Operating Expenses              |           |
| Travelling Expenses                                   | 1,140     |
| Training and Scholarship Expenses                     | 6,884,087 |
| Supplies and Materials Expenses                       | 2,938     |
| Utility Expenses                                      | 3,500     |
| Communication Expenses                                | 3,750     |
| Confidential, Intelligence and Extraordinary Expenses |           |
| Extraordinary and Miscellaneous Expenses              | 136       |
| Professional Services                                 | 2,900     |
| General Services                                      | 3,000     |
| Repairs and Maintenance                               | 400       |
| Taxes, Insurance Premiums and Other Fees              | 900       |
| Other Maintenance and Operating Expenses              |           |
| Printing and Publication Expenses                     | 20        |
| Representation Expenses                               | 30        |
| Subscription Expenses                                 | 6,750     |
|   | <hr/>     |
| Total Maintenance and Other Operating Expenses        | 6,909,551 |
|   | <hr/>     |
| Total Current Operating Expenditures                  | 6,953,219 |
|   | <hr/>     |
| Capital Outlays                                       |           |
| Property, Plant and Equipment Outlay                  |           |
| Machinery and Equipment Outlay                        | 3,102     |
| Transportation Equipment Outlay                       | 3,400     |
|   | <hr/>     |
| Total Capital Outlays                                 | 6,502     |
|   | <hr/>     |
| TOTAL NEW APPROPRIATIONS                              | 6,959,721 |
|   | <hr/>     |

**R. SCIENCE AND TECHNOLOGY INFORMATION INSTITUTE**

For general administration and support, and operations, including locally-funded project, as indicated hereunder . . . . . P 107,600,000

New Appropriations, by Program

|  | Current Operating Expenditures |  |                    |                      |
|--|--------------------------------|--|--------------------|----------------------|
|  | Personnel Services             | Maintenance and Other Operating Expenses | Capital Outlays    | Total                |
| <b>PROGRAMS</b>                            |                                |  |                    |                      |
| General Administration and Support         | P 24,812,000                   | P 13,280,000                             | P 2,834,000        | P 40,926,000         |
| Operations                                 | 23,300,000                     | 43,374,000                               |                    | 66,674,000           |
| SCIENCE AND TECHNOLOGY INFORMATION PROGRAM | 23,300,000                     | 43,374,000                               |                    | 66,674,000           |
| <b>TOTAL NEW APPROPRIATIONS</b>            | <b>P 48,112,000</b>            | <b>P 56,654,000</b>                      | <b>P 2,834,000</b> | <b>P 107,600,000</b> |

**Special Provisions**

1. **Reporting and Posting Requirements.** The submission of the quarterly reports on its financial and physical accomplishments shall be in accordance with Section 99 of the General Provisions of this Act.

2. **Appropriations for Activities or Projects.** The amounts appropriated herein shall be used specifically for the following activities or projects in the indicated amounts and conditions:

**New Appropriations, by Programs/Activities/Projects**

|   | Current Operating Expenditures |  |                 |              |
|---|--------------------------------|--|-----------------|--------------|
|   | Personnel Services             | Maintenance and Other Operating Expenses | Capital Outlays | Total        |
| <b>PROGRAMS</b>   |                                |  |                 |              |
| General Administration and Support  |                                |  |                 |              |
| General Management and Supervision  | P 24,622,000                   | P 13,280,000                             | P 2,834,000     | P 40,736,000 |
| Administration of Personnel Benefits  | 190,000                        |  |                 | 190,000      |
| Sub-total, General Administration and Support                                     | 24,812,000                     | 13,280,000                               | 2,834,000       | 40,926,000   |
| Operations  |                                |  |                 |              |
| Public Science and Technology awareness increased                                 | 23,300,000                     | 43,374,000                               |                 | 66,674,000   |
| SCIENCE AND TECHNOLOGY INFORMATION PROGRAM  | 23,300,000                     | 43,374,000                               |                 | 66,674,000   |
| Operation of Science and Technology Center for Information Services               | 11,065,000                     | 16,360,000                               |                 | 27,425,000   |
| Science and Technology Promotion and Advocacy Services                            | 12,235,000                     | 7,055,000                                |                 | 19,290,000   |
| <b>Project(s)</b>   |                                |  |                 |              |
| Locally-Funded Project(s)   |                                | 19,959,000                               |                 | 19,959,000   |
| Continuing Operation and Broadcast of DOST Science and Technology Channel "DOSTv" |                                | 19,959,000                               |                 | 19,959,000   |

|   |                     |                     |                    |                      |
|---|---------------------|---------------------|--------------------|----------------------|
| Sub-total, Operations                                       | 23,300,000          | 43,374,000          |                    | 66,674,000           |
| <b>TOTAL NEW APPROPRIATIONS</b>                             | <b>P 48,112,000</b> | <b>P 56,654,000</b> | <b>P 2,834,000</b> | <b>P 107,600,000</b> |
| <b><u>New Appropriations, by Object of Expenditures</u></b> |                     |                     |                    |                      |
| <b>(In Thousand Pesos)</b>                                  |                     |                     |                    |                      |
| <b>Current Operating Expenditures</b>                       |                     |                     |                    |                      |
| <b>Personnel Services</b>                                   |                     |                     |                    |                      |
| <b>Civilian Personnel</b>                                   |                     |                     |                    |                      |
| <b>Permanent Positions</b>                                  |                     |                     |                    |                      |
| Basic Salary  |                     |                     |                    | 28,165               |
| Total Permanent Positions                                   |                     |                     |                    | 28,165               |
| <b>Other Compensation Common to All</b>                     |                     |                     |                    |                      |
| Personnel Economic Relief Allowance                         |                     |                     |                    | 1,368                |
| Representation Allowance                                    |                     |                     |                    | 288                  |
| Transportation Allowance                                    |                     |                     |                    | 288                  |
| Clothing and Uniform Allowance                              |                     |                     |                    | 342                  |
| Mid-Year Bonus - Civilian                                   |                     |                     |                    | 2,347                |
| Year End Bonus  |                     |                     |                    | 2,347                |
| Cash Gift   |                     |                     |                    | 285                  |
| Productivity Enhancement Incentive                          |                     |                     |                    | 285                  |
| Total Other Compensation Common to All                      |                     |                     |                    | 7,550                |
| <b>Other Compensation for Specific Groups</b>               |                     |                     |                    |                      |
| Magna Carta for Science & Technology Personnel              |                     |                     |                    | 9,033                |
| Anniversary Bonus - Civilian                                |                     |                     |                    | 186                  |
| Total Other Compensation for Specific Groups                |                     |                     |                    | 9,219                |
| <b>Other Benefits</b>                                       |                     |                     |                    |                      |
| PAG-IBIG Contributions                                      |                     |                     |                    | 68                   |
| PhilHealth Contributions                                    |                     |                     |                    | 464                  |
| Employees Compensation Insurance Premiums                   |                     |                     |                    | 68                   |
| Loyalty Award - Civilian                                    |                     |                     |                    | 10                   |
| Terminal Leave  |                     |                     |                    | 190                  |
| Total Other Benefits  |                     |                     |                    | 800                  |
| Non-Permanent Positions                                     |                     |                     |                    | 2,378                |
| Total Personnel Services                                    |                     |                     |                    | 48,112               |
| <b>Maintenance and Other Operating Expenses</b>             |                     |                     |                    |                      |
| Travelling Expenses   |                     |                     |                    | 3,089                |
| Training and Scholarship Expenses                           |                     |                     |                    | 1,125                |
| Supplies and Materials Expenses                             |                     |                     |                    | 8,334                |
| Utility Expenses  |                     |                     |                    | 2,190                |



|   |                |
|---|----------------|
| Communication Expenses                                | 1,121          |
| Confidential, Intelligence and Extraordinary Expenses |                |
| Extraordinary and Miscellaneous Expenses              | 136            |
| Professional Services                                 | 9,305          |
| General Services                                      | 2,500          |
| Repairs and Maintenance                               | 605            |
| Taxes, Insurance Premiums and Other Fees              | 102            |
| Labor and Wages                                       | 6,440          |
| Other Maintenance and Operating Expenses              |                |
| Advertising Expenses                                  | 10,968         |
| Printing and Publication Expenses                     | 3,069          |
| Representation Expenses                               | 5,953          |
| Rent/Lease Expenses                                   | 939            |
| Subscription Expenses                                 | 170            |
| Other Maintenance and Operating Expenses              | 608            |
| Total Maintenance and Other Operating Expenses        | 56,654         |
| Total Current Operating Expenditures                  | 104,766        |
| Capital Outlays                                       |                |
| Property, Plant and Equipment Outlay                  |                |
| Machinery and Equipment Outlay                        | 334            |
| Transportation Equipment Outlay                       | 2,500          |
| Total Capital Outlays                                 | 2,834          |
| <b>TOTAL NEW APPROPRIATIONS</b>                       | <b>107,600</b> |

**S. TECHNOLOGY APPLICATION AND PROMOTION INSTITUTE**

For general administration and support, and operations, as indicated hereunder . . . . . P 193,561,000

**New Appropriations, by Program**

|   | Current Operating Expenditures |                   |  |                     |                      |
|---|--------------------------------|-------------------|--|---------------------|----------------------|
|   | Personnel                      | Services          | Maintenance and<br>Other Operating<br>Expenses | Capital Outlays     | Total                |
| <b>PROGRAMS</b>   |                                |                   |  |                     |                      |
| General Administration and Support                                  | P                              | 21,223,000        | P 12,964,000                                   | P 3,625,000         | P 37,812,000         |
| Operations  |                                | <u>33,992,000</u> | <u>108,307,000</u>                             | <u>13,450,000</u>   | <u>155,749,000</u>   |
| <b>TECHNOLOGY APPLICATION AND INVENTION<br/>DEVELOPMENT PROGRAM</b> |                                | <u>33,992,000</u> | <u>108,307,000</u>                             | <u>13,450,000</u>   | <u>155,749,000</u>   |
| <b>TOTAL NEW APPROPRIATIONS</b>                                     | P                              | <u>55,215,000</u> | P <u>121,271,000</u>                           | P <u>17,075,000</u> | P <u>193,561,000</u> |

**Special Provisions**

1. **Reporting and Posting Requirements.** The submission of the quarterly reports on its financial and physical accomplishments shall be in accordance with Section 99 of the General Provisions of this Act.

2. **Appropriations for Activities or Projects.** The amounts appropriated herein shall be used specifically for the following activities or projects in the indicated amounts and conditions:

**New Appropriations, by Programs/Activities/Projects**

|  | Current Operating Expenditures |  |                 |               |
|--|--------------------------------|--|-----------------|---------------|
|  | Personnel Services             | Maintenance and Other Operating Expenses | Capital Outlays | Total         |
| <b>PROGRAMS</b>  |                                |  |                 |               |
| General Administration and Support   |                                |  |                 |               |
| General Management and Supervision   | P 21,223,000                   | P 12,964,000                             | P 3,625,000     | P 37,812,000  |
| Sub-total, General Administration and Support  | 21,223,000                     | 12,964,000                               | 3,625,000       | 37,812,000    |
| Operations   |                                |  |                 |               |
| Filipinos protecting and venturing for innovative and emerging technology based projects increased | 33,992,000                     | 108,307,000                              | 13,450,000      | 155,749,000   |
| TECHNOLOGY APPLICATION AND INVENTION DEVELOPMENT PROGRAM   | 33,992,000                     | 108,307,000                              | 13,450,000      | 155,749,000   |
| Technology Application, Promotion and Commercialization  | 23,015,000                     | 45,622,000                               |                 | 68,637,000    |
| Technology and Invention Development Assistance  | 10,977,000                     | 18,135,000                               | 10,000,000      | 39,112,000    |
| <b>Project(s)</b>  |                                |  |                 |               |
| Locally-Funded Project(s)  |                                | 44,550,000                               | 3,450,000       | 48,000,000    |
| Technology Innovation for Commercialization (TECHNICOM) Program                                    |                                | 44,550,000                               | 3,450,000       | 48,000,000    |
| Sub-total, Operations  | 33,992,000                     | 108,307,000                              | 13,450,000      | 155,749,000   |
| <b>TOTAL NEW APPROPRIATIONS</b>  | P 55,215,000                   | P 121,271,000                            | P 17,075,000    | P 193,561,000 |

**New Appropriations, by Object of Expenditures**  
(In Thousand Pesos)**Current Operating Expenditures****Personnel Services****Civilian Personnel****Permanent Positions****Basic Salary**

34,680

**Total Permanent Positions**

34,680

**Other Compensation Common to All**

|                                     |       |
|-------------------------------------|-------|
| Personnel Economic Relief Allowance | 1,560 |
| Representation Allowance            | 348   |
| Transportation Allowance            | 348   |
| Clothing and Uniform Allowance      | 390   |
| Mid-Year Bonus - Civilian           | 2,890 |
| Year End Bonus                      | 2,890 |
| Cash Gift                           | 325   |
| Productivity Enhancement Incentive  | 325   |

|   |              |
|---|--------------|
| <b>Total Other Compensation Common to All</b> | <b>9,076</b> |
|---|--------------|

**Other Compensation for Specific Groups**

|  |        |
|--|--------|
| Magna Carta for Science & Technology Personnel | 10,640 |
|--|--------|

|   |               |
|---|---------------|
| <b>Total Other Compensation for Specific Groups</b> | <b>10,640</b> |
|---|---------------|

**Other Benefits**

|   |     |
|---|-----|
| PAG-IBIG Contributions                    | 78  |
| PhilHealth Contributions                  | 573 |
| Employees Compensation Insurance Premiums | 78  |
| Loyalty Award - Civilian                  | 90  |

|                             |            |
|-----------------------------|------------|
| <b>Total Other Benefits</b> | <b>819</b> |
|-----------------------------|------------|

|                                 |               |
|---------------------------------|---------------|
| <b>Total Personnel Services</b> | <b>55,215</b> |
|---------------------------------|---------------|

**Maintenance and Other Operating Expenses**

|   |        |
|---|--------|
| Travelling Expenses                                   | 1,639  |
| Training and Scholarship Expenses                     | 2,500  |
| Supplies and Materials Expenses                       | 2,963  |
| Utility Expenses                                      | 1,490  |
| Communication Expenses                                | 2,300  |
| Awards/Rewards and Prizes                             | 80     |
| Confidential, Intelligence and Extraordinary Expenses |        |
| Extraordinary and Miscellaneous Expenses              | 136    |
| Professional Services                                 | 25,833 |
| General Services                                      | 2,830  |
| Repairs and Maintenance                               | 2,865  |
| Financial Assistance/Subsidy                          | 57,000 |
| Taxes, Insurance Premiums and Other Fees              | 270    |
| Other Maintenance and Operating Expenses              |        |
| Advertising Expenses                                  | 750    |
| Printing and Publication Expenses                     | 800    |
| Representation Expenses                               | 1,500  |
| Transportation and Delivery Expenses                  | 1,000  |
| Rent/Lease Expenses                                   | 11,075 |
| Membership Dues and Contributions to Organizations    | 75     |
| Subscription Expenses                                 | 675    |
| Litigation/Acquired Assets Expenses                   | 2,000  |
| Other Maintenance and Operating Expenses              | 3,490  |

|   |                |
|---|----------------|
| <b>Total Maintenance and Other Operating Expenses</b> | <b>121,271</b> |
|---|----------------|

|   |                |
|---|----------------|
| <b>Total Current Operating Expenditures</b> | <b>176,486</b> |
|---|----------------|

|                                      |             |
|--------------------------------------|-------------|
| Capital Outlays                      |             |
| Loans Outlay                         | 10,000      |
| Property, Plant and Equipment Outlay |             |
| Machinery and Equipment Outlay       | 3,450       |
| Transportation Equipment Outlay      | 3,625       |
|                                      | <hr/>       |
| Total Capital Outlays                | 17,075      |
|                                      | <hr/>       |
| TOTAL NEW APPROPRIATIONS             | 193,561     |
|                                      | <hr/> <hr/> |

**GENERAL SUMMARY**  
**DEPARTMENT OF SCIENCE AND TECHNOLOGY**

|   | Current Operating Expenditures |  |                      |                         |
|---|--------------------------------|--|----------------------|-------------------------|
|   | Personnel Services             | Maintenance and Other Operating Expenses | Capital Outlays      | Total                   |
| A. OFFICE OF THE SECRETARY  | P 685,971,000                  | P 5,959,365,000                          | P 27,847,000         | P 6,673,183,000         |
| B. ADVANCED SCIENCE AND TECHNOLOGY INSTITUTE  | 68,331,000                     | 445,397,000                              | 515,000              | 514,243,000             |
| C. FOOD AND NUTRITION RESEARCH INSTITUTE  | 124,522,000                    | 404,469,000                              | 15,000,000           | 543,991,000             |
| D. FOREST PRODUCTS RESEARCH AND DEVELOPMENT INSTITUTE   | 144,200,000                    | 47,865,000                               | 15,564,000           | 207,629,000             |
| E. INDUSTRIAL TECHNOLOGY DEVELOPMENT INSTITUTE  | 248,115,000                    | 106,740,000                              | 42,400,000           | 397,255,000             |
| F. METALS INDUSTRY RESEARCH AND DEVELOPMENT CENTER  | 175,211,000                    | 45,775,000                               | 25,960,000           | 246,946,000             |
| G. NATIONAL ACADEMY OF SCIENCE AND TECHNOLOGY   | 18,350,000                     | 90,248,000                               |                      | 108,598,000             |
| H. NATIONAL RESEARCH COUNCIL OF THE PHILIPPINES   | 33,198,000                     | 158,929,000                              | 5,292,000            | 197,419,000             |
| I. PHILIPPINE ATMOSPHERIC, GEOPHYSICAL AND ASTRONOMICAL SERVICES ADMINISTRATION               | 576,305,000                    | 502,706,000                              | 269,399,000          | 1,348,410,000           |
| J. PHILIPPINE COUNCIL FOR AGRICULTURE, AQUATIC AND NATURAL RESOURCES RESEARCH AND DEVELOPMENT | 177,123,000                    | 1,209,903,000                            | 10,092,000           | 1,397,118,000           |
| K. PHILIPPINE COUNCIL FOR HEALTH RESEARCH AND DEVELOPMENT                                     | 46,010,000                     | 719,514,000                              | 9,120,000            | 774,644,000             |
| L. PHILIPPINE COUNCIL FOR INDUSTRY, ENERGY AND EMERGING TECHNOLOGY RESEARCH AND DEVELOPMENT   | 73,140,000                     | 734,281,000                              | 7,800,000            | 815,221,000             |
| M. PHILIPPINE INSTITUTE OF VOLCANOLOGY AND SEISMOLOGY   | 153,587,000                    | 238,577,000                              | 152,337,000          | 544,501,000             |
| N. PHILIPPINE NUCLEAR RESEARCH INSTITUTE  | 176,895,000                    | 137,600,000                              | 94,522,000           | 409,017,000             |
| O. PHILIPPINE SCIENCE HIGH SCHOOL   | 1,345,333,000                  | 910,838,000                              | 155,500,000          | 2,411,671,000           |
| P. PHILIPPINE TEXTILE RESEARCH INSTITUTE  | 60,537,000                     | 43,917,000                               | 30,000,000           | 134,454,000             |
| Q. SCIENCE EDUCATION INSTITUTE  | 43,668,000                     | 6,909,551,000                            | 6,502,000            | 6,959,721,000           |
| R. SCIENCE AND TECHNOLOGY INFORMATION INSTITUTE   | 48,112,000                     | 56,654,000                               | 2,834,000            | 107,600,000             |
| S. TECHNOLOGY APPLICATION AND PROMOTION INSTITUTE   | 55,215,000                     | 121,271,000                              | 17,075,000           | 193,561,000             |
| TOTAL NEW APPROPRIATIONS, DEPARTMENT OF SCIENCE AND TECHNOLOGY                                | P <u>4,253,823,000</u>         | P <u>18,843,600,000</u>                  | P <u>887,759,000</u> | P <u>23,985,182,000</u> |

**XXII. DEPARTMENT OF SOCIAL WELFARE AND DEVELOPMENT****A. OFFICE OF THE SECRETARY**

For general administration and support, support to operations, and operations, including locally-funded and foreign-assisted project(s), as indicated hereunder ..... P 202,449,416,000

**New Appropriations, by Program/Projects**

|   | Current Operating Expenditures |  |                             |                             |                                 |
|---|--------------------------------|--|-----------------------------|-----------------------------|---------------------------------|
|   | Personnel Services             | Maintenance and Other Operating Expenses | Financial Expenses          | Capital Outlays             | Total                           |
| <b>PROGRAMS</b>   |                                |  |                             |                             |                                 |
| General Administration and Support  | P 283,406,000                  | P 646,396,000                            | P                           | P 117,320,000               | P 1,047,122,000                 |
| Support to Operations   | 210,864,000                    | 1,419,303,000                            |                             | 294,758,000                 | 1,924,925,000                   |
| Operations  | <u>8,713,798,000</u>           | <u>190,026,298,000</u>                   | <u>388,430,000</u>          | <u>348,843,000</u>          | <u>199,477,369,000</u>          |
| PROMOTIVE SOCIAL WELFARE PROGRAM  | 6,960,912,000                  | 114,755,017,000                          | 371,720,000                 | 148,843,000                 | 122,236,492,000                 |
| PROTECTIVE SOCIAL WELFARE PROGRAM   | 737,834,000                    | 70,768,524,000                           | 16,710,000                  | 200,000,000                 | 71,723,068,000                  |
| DISASTER RESPONSE AND MANAGEMENT PROGRAM  |                                | 4,293,670,000                            |                             |                             | 4,293,670,000                   |
| SOCIAL WELFARE AND DEVELOPMENT AGENCIES REGULATORY PROGRAM                            | 24,787,000                     | 41,115,000                               |                             |                             | 65,902,000                      |
| SOCIAL WELFARE AND DEVELOPMENT TECHNICAL ASSISTANCE AND RESOURCE AUGMENTATION PROGRAM | <u>990,265,000</u>             | <u>167,972,000</u>                       |                             |                             | <u>1,158,237,000</u>            |
| <b>TOTAL NEW APPROPRIATIONS</b>   | <b>P <u>9,208,068,000</u></b>  | <b>P <u>192,091,997,000</u></b>          | <b>P <u>388,430,000</u></b> | <b>P <u>760,921,000</u></b> | <b>P <u>202,449,416,000</u></b> |

**Special Provision(s)**

1. **Pantawid Pamilyang Pilipino Program.** The amount of One Hundred Seven Billion Six Hundred Sixty Nine Million Nine Hundred Forty Two Thousand Pesos (P107,669,942,000) appropriated herein for the Pantawid Pamilyang Pilipino Program (4Ps) shall be used to support the poverty reduction and social development strategy of the National Government, composed of:

|  |                                 |
|--|---------------------------------|
| (a) Cash Grants including the amount for rice subsidy  | P 99,084,724,000                |
| (b) Trainings  | 91,901,000                      |
| (c) Information, Education and Communication and Advocacy Materials and Printing of Manuals and Booklets | 27,186,000                      |
| (d) Personnel Services   | 6,602,250,000                   |
| (e) Cost of Service  | 716,736,000                     |
| (f) Administrative Expenses  | 455,183,000                     |
| (g) Bank Service Fees  | 371,720,000                     |
| (h) Monitoring and Evaluation/Spot Checks  | <u>320,242,000</u>              |
| Total  | <b>P <u>107,669,942,000</u></b> |

The 4Ps shall cover the following beneficiaries, as determined by the DSWD: (i) those registered in the National Household Targeting System for Poverty Reduction (NHTS-PR); (ii) victims of natural and man-made disasters rendered homeless and with no means of livelihood; (iii) indigenous peoples in GIDAs; (iv) homeless street families; and (v) household beneficiaries of 4Ps, whose level of well-being have improved but still at high risk of subsequently falling back into survival level as they

precariously live with little or no buffer against economic shocks. To ensure the consistent use of relevant statistical information, the NHTS-PR shall be shared with the PSA.

The above-mentioned beneficiaries who are compliant to program conditions shall continue to receive educational and health grants under Pantawid Pamilya and other social protection programs such as, but not limited to, livelihood assistance and health services through PhilHealth.

The DSWD shall provide beneficiaries direct and secured access to cash grants through an authorized government depository bank (AGDB). In case there is no AGDB in the locality, the DSWD may enter into contracts with rural banks, thrift banks, cooperative banks, and institutions engaged in money remittances duly accredited by the BSP.

**2. Rice Subsidy.** The amount of Twenty Eight Billion One Hundred Twenty Four Million Four Hundred Forty Six Thousand Pesos (P28,124,446,000) appropriated herein under the Pantawid Pamilyang Pilipino Program shall be used for the provision of rice subsidy amounting to Six Hundred Pesos (P600) a month in the form of financial assistance to the qualified 4Ps beneficiaries. However, when the price of palay drops to a critical level as determined and recommended by the Department of Agriculture, Department of Finance, and National Economic and Development Authority, the DSWD may enter into a Memorandum of Agreement (MOA) with the National Food Authority (NFA) for the purchase of rice for the distribution to the 4Ps beneficiaries: *Provided*, That in areas where there are no NFA offices or warehouses, or in isolated or hard-to-reach areas, the DSWD may enter into a MOA with the LGU or accredited farmers' organization for the same purpose. The MOA shall clearly stipulate mechanisms for the distribution of rice, as well as the monitoring of the beneficiaries. The Six Hundred Pesos (P600) a month shall also cover all administrative costs in the procurement and distribution of the twenty (20) kilos of rice per beneficiary.

(CONDITIONAL IMPLEMENTATION - President's Veto Message, December 30, 2021, Volume I-B, page 816, R.A. No. 11639)

**3. Protective Services Program.** The amount appropriated herein for protective services for individuals, families and communities in difficult circumstances shall be used to carry-out the alternative family care program and to implement and to provide financial assistance to individuals, families and communities in difficult situations. This includes food assistance, food packs, transportation, medical, burial assistance, assistance to students, cash/food for work, and all other types of assistance to individuals/sectors/communities in especially difficult circumstances who are vulnerable, at risk, or affected by the COVID-19 pandemic and/or disastrous calamities.

The DSWD shall post the following on its official websites: (i) list of cases responded to and the type of intervention provided; and (ii) list of program-beneficiaries, their locations, the specific assistance given to them and the corresponding amounts, subject to the provisions of R.A. No. 10173 (Data Privacy Act of 2012). The Secretary of Social Welfare and Development and the agency's web administrator or his/her equivalent shall be responsible for ensuring that said reports are posted on the official website of the DSWD, which shall be considered compliance with the said reportorial requirements.

Implementation of this provision shall be subject to guidelines as may be issued for this purpose.

**4. Social Pension for Indigent Senior Citizens.** The amount of Twenty Five Billion Eighteen Million Fifteen Thousand Pesos (P25,018,015,000) appropriated herein for the social pension of indigent senior citizens shall be used for the monthly stipend of Five Hundred Pesos (P500) to senior citizen-beneficiaries, as determined by the DSWD. In no case shall more than five percent (5%) of said amount be used for administrative expenses.

The DSWD shall ensure that the stipend shall be given directly to senior citizen-beneficiaries. In case the senior citizen-beneficiaries are not capable of personally receiving the stipend for health or safety reasons, as verified by the DSWD, it may engage the services of money remittance companies duly accredited by the BSP and other secure means of money remittance as determined by the DSWD.

**5. Trust Receipts from the Proceeds from the Sale of the Welfareville Property.** Proceeds derived from the sale of the Welfareville Property, net of lawful expenses, including the cost of relocation of the National Center for Mental Health, Center for Health Development-National Capital Region, and DOJ Correctional Institution for Women shall be used to promote the welfare of indigent children, constituted as the Children's Welfare and Development Fund in accordance with R.A. No. 5260. Said proceeds shall be deposited with the National Treasury in accordance with E.O. No. 338, s. 1996 and shall be recorded as Trust Receipts.

**6. Quick Response Fund.** The amount of One Billion Two Hundred Fifty Million Pesos (P1,250,000,000) appropriated herein for the Quick Response Fund (QRF) shall serve as a stand-by fund to be used for rehabilitation and relief programs, including the prepositioning of goods and equipment, in order that the situation and living conditions of people in communities or areas affected by natural or human-induced calamities, epidemics, crises, catastrophes which occurred in the last quarter of the immediately preceding year and those occurring during the current year may be normalized as quickly as possible. In no case shall the QRF be used for pre-disaster activities, such as conduct of training, insurance of assets, and public information initiatives, or any other purpose not authorized in this Act.

**7. PĀyapa at MĀsaganang PamayaNĀn Program.** The amount of Eight Hundred Seventy Nine Million Five Hundred Fifty Seven Thousand Pesos (P879,557,000) appropriated herein for the PĀyapa at MĀsaganang PamayaNĀn (PAMANA) Program shall be used exclusively to implement projects in conflict-affected areas already identified by the OPAPP.

Release of funds shall be subject to the submission of a Special Budget pursuant to Section 35, Chapter 5, Book VI of E.O. No. 292, s. 1987.

**8. Supplementary Feeding Program.** The amount appropriated herein for Supplementary Feeding Program shall be used to implement the Supplementary Feeding for children within the ages zero to four (0-4), and children under five (5) years of age who are not yet formally enrolled in kindergarten schools, using the community-based procurement system. The feeding program shall be administered in the child development center, daycare center, or in any other appropriate facility. Priority shall be given to children in fourth, fifth, and sixth class municipalities and in areas with the large population of undernourished children. In order to provide complete nutrition for program beneficiaries, the DSWD shall coordinate with the Department of Health, The National Nutrition Council, the Department of Agriculture, the Early Childhood Care and Development Council and other concerned departments/agencies for the incorporation of therapeutic milk and other protein-, vitamin-, and mineral-enriched foods in the fortified meals. (CONDITIONAL IMPLEMENTATION - President's Veto Message, December 30, 2021, Volume I-B, pages 818, R.A. No. 11639)

**9. Cash-for-Work Program.** The amount appropriated herein under the Kapit-Bisig Laban sa Kahirapan-Comprehensive and Integrated Delivery of Social Services: Kapangyarihan at Kaunlaran sa Barangay (KALAHI-CIDSS-KKB) shall be used to provide cash for work for no income or low income families, homeless/street families, returning overseas filipino worker, indigenous peoples, persons with disabilities, families in conflict-affected communities, and other indigent or individuals/families in especially difficult circumstances who are vulnerable, at risks or affected by the COVID-19 pandemic. The projects and activities covered under the Cash-for-Work Program shall include, but not limited to, projects related to the management of, or response to, the COVID-19 pandemic such as the construction of isolation/quarantine facilities and handwashing facilities.

**10. Fisherfolk Income Support.** The DSWD, in consultation with the Bureau of Fisheries and Aquatic Resources (BFAR), shall develop a social protection system, including income support, for fisherfolk whose livelihoods are negatively affected during periods of closed seasons for fishing declared by BFAR and also during periods of inclement weather, when small crafts are prevented from going out to sea.

11. **Social Protection Program for Adolescent Mothers and Their Children (SPPAMC).** The amount of Ten Million Pesos (10,000,000) appropriated herein for the Social Protection Program for Adolescent Mothers and Their Children shall be used for the implementation of the approved strategies and interventions under such program developed by the DSWD, the Commission on Population and Development (CPD) and other relevant agencies. The fund shall also cover the Conditional Cash Transfer as part of the Social Protection Services for Adolescent Mothers based on approved criteria and mechanism by DSWD and CPD.

12. **Reporting and Posting Requirements.** The submission of the quarterly reports on its financial and physical accomplishments shall be in accordance with Section 99 of the General Provisions of this Act.

13. **Appropriations for Programs and Specific Activities.** The amounts appropriated herein for the programs of the agency shall be used specifically for the following activities or projects in the indicated amounts and conditions:

New Appropriations, by Programs/Activities/Projects

|  | Current Operating Expenditures |  |                    |                 |                 |
|--|--------------------------------|--|--------------------|-----------------|-----------------|
|  | Personnel Services             | Maintenance and Other Operating Expenses | Financial Expenses | Capital Outlays | Total           |
| <b>PROGRAMS</b>                        |                                |  |                    |                 |                 |
| General Administration and Support     |                                |  |                    |                 |                 |
| General Management and Supervision     | P 262,278,000                  | P 646,396,000                            |                    | P 117,320,000   | P 1,025,994,000 |
| National Capital Region (NCR)          | 262,278,000                    | 462,195,000                              |                    | 20,420,000      | 744,893,000     |
| Central Office                         | 262,278,000                    | 403,301,000                              |                    | 11,510,000      | 677,089,000     |
| Regional Office - NCR                  |                                | 58,894,000                               |                    | 8,910,000       | 67,804,000      |
| Region I - Ilocos                      |                                | 19,881,000                               |                    | 6,960,000       | 26,841,000      |
| Regional Office - I                    |                                | 19,881,000                               |                    | 6,960,000       | 26,841,000      |
| Cordillera Administrative Region (CAR) |                                | 9,474,000                                |                    | 6,960,000       | 16,434,000      |
| Regional Office - CAR                  |                                | 9,474,000                                |                    | 6,960,000       | 16,434,000      |
| Region II - Cagayan Valley             |                                | 6,580,000                                |                    | 6,960,000       | 13,540,000      |
| Regional Office - II                   |                                | 6,580,000                                |                    | 6,960,000       | 13,540,000      |
| Region III - Central Luzon             |                                | 18,875,000                               |                    | 6,960,000       | 25,835,000      |
| Regional Office - III                  |                                | 18,875,000                               |                    | 6,960,000       | 25,835,000      |
| Region IVA - CALABARZON                |                                | 22,454,000                               |                    | 5,460,000       | 27,914,000      |
| Regional Office - IVA                  |                                | 22,454,000                               |                    | 5,460,000       | 27,914,000      |
| Region IVB - MIMAROPA                  |                                | 15,673,000                               |                    | 5,460,000       | 21,133,000      |
| Regional Office - IVB                  |                                | 15,673,000                               |                    | 5,460,000       | 21,133,000      |
| Region V - Bicol                       |                                | 9,521,000                                |                    | 5,460,000       | 14,981,000      |
| Regional Office - V                    |                                | 9,521,000                                |                    | 5,460,000       | 14,981,000      |
| Region VI - Western Visayas            |                                | 4,605,000                                |                    | 6,960,000       | 11,565,000      |
| Regional Office - VI                   |                                | 4,605,000                                |                    | 6,960,000       | 11,565,000      |



|   |                    |                      |                    |                      |
|---|--------------------|----------------------|--------------------|----------------------|
| Region VII - Central Visayas                                |                    | <u>5,759,000</u>     | <u>6,960,000</u>   | <u>12,719,000</u>    |
| Regional Office - VII                                       |                    | 5,759,000            | 6,960,000          | 12,719,000           |
| Region VIII - Eastern Visayas                               |                    | <u>29,876,000</u>    | <u>5,460,000</u>   | <u>35,336,000</u>    |
| Regional Office - VIII                                      |                    | 29,876,000           | 5,460,000          | 35,336,000           |
| Region IX - Zamboanga Peninsula                             |                    | <u>10,177,000</u>    | <u>6,960,000</u>   | <u>17,137,000</u>    |
| Regional Office - IX  |                    | 10,177,000           | 6,960,000          | 17,137,000           |
| Region X - Northern Mindanao                                |                    | <u>12,692,000</u>    | <u>6,960,000</u>   | <u>19,652,000</u>    |
| Regional Office - X   |                    | 12,692,000           | 6,960,000          | 19,652,000           |
| Region XI - Davao   |                    | <u>4,943,000</u>     | <u>6,960,000</u>   | <u>11,903,000</u>    |
| Regional Office - XI  |                    | 4,943,000            | 6,960,000          | 11,903,000           |
| Region XII - SOCCSKSARGEN                                   |                    | <u>9,024,000</u>     | <u>5,460,000</u>   | <u>14,484,000</u>    |
| Regional Office - XII                                       |                    | 9,024,000            | 5,460,000          | 14,484,000           |
| Region XIII - Caraga  |                    | <u>4,667,000</u>     | <u>6,960,000</u>   | <u>11,627,000</u>    |
| Regional Office - XIII                                      |                    | 4,667,000            | 6,960,000          | 11,627,000           |
| Administration of Personnel Benefits                        | <u>21,128,000</u>  |                      |                    | <u>21,128,000</u>    |
| National Capital Region (NCR)                               | <u>21,128,000</u>  |                      |                    | <u>21,128,000</u>    |
| Central Office  | <u>21,128,000</u>  |                      |                    | <u>21,128,000</u>    |
| Sub-total, General Administration and Support               | <u>283,406,000</u> | <u>646,396,000</u>   | <u>117,320,000</u> | <u>1,047,122,000</u> |
| Support to Operations                                       |                    |                      |                    |                      |
| Information and Communication Technology Service Management | <u>12,350,000</u>  | <u>1,231,332,000</u> | <u>294,758,000</u> | <u>1,538,440,000</u> |
| National Capital Region (NCR)                               | <u>12,350,000</u>  | <u>1,231,332,000</u> | <u>294,758,000</u> | <u>1,538,440,000</u> |
| Central Office  | 12,350,000         | 1,231,332,000        | 294,758,000        | 1,538,440,000        |
| Social Marketing Services                                   | <u>13,085,000</u>  | <u>6,902,000</u>     |                    | <u>19,987,000</u>    |
| National Capital Region (NCR)                               | <u>13,085,000</u>  | <u>6,902,000</u>     |                    | <u>19,987,000</u>    |
| Central Office  | 13,085,000         | 6,902,000            |                    | 19,987,000           |
| Social Technology Development and Enhancement               | <u>31,493,000</u>  | <u>43,029,000</u>    |                    | <u>74,522,000</u>    |
| National Capital Region (NCR)                               | <u>31,493,000</u>  | <u>43,029,000</u>    |                    | <u>74,522,000</u>    |
| Central Office  | 31,493,000         | 43,029,000           |                    | 74,522,000           |

|   |             |            |             |
|---|-------------|------------|-------------|
| Formulation and development of policies and plans   | 44,856,000  | 23,272,000 | 68,128,000  |
| National Capital Region (NCR)   | 44,856,000  | 23,272,000 | 68,128,000  |
| Central Office  | 44,856,000  | 23,272,000 | 68,128,000  |
| Enhanced Partnership Against Hunger and Poverty-National Program Management Office (EPAHP-NPMO) |             | 69,160,000 | 69,160,000  |
| National Capital Region (NCR)   |             | 69,160,000 | 69,160,000  |
| Central Office  |             | 69,160,000 | 69,160,000  |
| <b>Project(s)</b>   |             |            |             |
| Locally-Funded Project(s)   | 109,080,000 | 45,608,000 | 154,688,000 |
| National Household Targeting System for Poverty Reduction                                       | 109,080,000 | 45,608,000 | 154,688,000 |
| National Capital Region (NCR)   | 37,614,000  | 31,950,000 | 69,564,000  |
| Central Office  | 33,280,000  | 31,144,000 | 64,424,000  |
| Regional Office - NCR   | 4,334,000   | 806,000    | 5,140,000   |
| Region I - Ilocos   | 4,334,000   | 806,000    | 5,140,000   |
| Regional Office - I   | 4,334,000   | 806,000    | 5,140,000   |
| Cordillera Administrative Region (CAR)  | 4,334,000   | 806,000    | 5,140,000   |
| Regional Office - CAR   | 4,334,000   | 806,000    | 5,140,000   |
| Region II - Cagayan Valley  | 4,334,000   | 806,000    | 5,140,000   |
| Regional Office - II  | 4,334,000   | 806,000    | 5,140,000   |
| Region III - Central Luzon  | 4,650,000   | 806,000    | 5,456,000   |
| Regional Office - III   | 4,650,000   | 806,000    | 5,456,000   |
| Region IVA - CALABARZON   | 4,334,000   | 806,000    | 5,140,000   |
| Regional Office - IVA   | 4,334,000   | 806,000    | 5,140,000   |
| Region IVB - MIMAROPA   | 4,334,000   | 806,000    | 5,140,000   |
| Regional Office - IVB   | 4,334,000   | 806,000    | 5,140,000   |
| Region V - Bicol  | 4,650,000   | 806,000    | 5,456,000   |
| Regional Office - V   | 4,650,000   | 806,000    | 5,456,000   |
| Region VI - Western Visayas   | 4,650,000   | 806,000    | 5,456,000   |
| Regional Office - VI  | 4,650,000   | 806,000    | 5,456,000   |

|   |               |                 |             |                 |
|---|---------------|-----------------|-------------|-----------------|
| Region VII - Central Visayas  | 4,334,000     | 806,000         |             | 5,140,000       |
| Regional Office - VII   | 4,334,000     | 806,000         |             | 5,140,000       |
| Region VIII - Eastern Visayas   | 4,650,000     | 806,000         |             | 5,456,000       |
| Regional Office - VIII  | 4,650,000     | 806,000         |             | 5,456,000       |
| Region IX - Zamboanga Peninsula   | 6,614,000     | 1,590,000       |             | 8,204,000       |
| Regional Office - IX  | 6,614,000     | 1,590,000       |             | 8,204,000       |
| Region X - Northern Mindanao  | 4,334,000     | 806,000         |             | 5,140,000       |
| Regional Office - X   | 4,334,000     | 806,000         |             | 5,140,000       |
| Region XI - Davao   | 4,650,000     | 806,000         |             | 5,456,000       |
| Regional Office - XI  | 4,650,000     | 806,000         |             | 5,456,000       |
| Region XII - SOCCSKSARGEN   | 6,614,000     | 1,590,000       |             | 8,204,000       |
| Regional Office - XII   | 6,614,000     | 1,590,000       |             | 8,204,000       |
| Region XIII - Caraga  | 4,650,000     | 806,000         |             | 5,456,000       |
| Regional Office - XIII  | 4,650,000     | 806,000         |             | 5,456,000       |
| Sub-total, Support to Operations  | 210,864,000   | 1,419,303,000   | 294,758,000 | 1,924,925,000   |
| Operations  |               |                 |             |                 |
| Well-being of poor families improved  | 6,960,912,000 | 114,755,017,000 | 371,720,000 | 122,236,492,000 |
| PROMOTIVE SOCIAL WELFARE PROGRAM  | 6,960,912,000 | 114,755,017,000 | 371,720,000 | 122,236,492,000 |
| Pantawid Pamilyang Pilipino Program (Implementation of Conditional Cash Transfer) | 6,602,250,000 | 100,695,972,000 | 371,720,000 | 107,669,942,000 |
| National Capital Region (NCR)   | 624,102,000   | 16,165,250,000  | 371,720,000 | 17,161,072,000  |
| Central Office  | 212,684,000   | 11,102,158,000  | 371,720,000 | 11,686,562,000  |
| Regional Office - NCR   | 411,418,000   | 5,063,092,000   |             | 5,474,510,000   |
| Region I - Ilocos   | 318,988,000   | 4,306,128,000   |             | 4,625,116,000   |
| Regional Office - I   | 318,988,000   | 4,306,128,000   |             | 4,625,116,000   |
| Cordillera Administrative Region (CAR)  | 161,960,000   | 1,442,763,000   |             | 1,604,723,000   |
| Regional Office - CAR   | 161,960,000   | 1,442,763,000   |             | 1,604,723,000   |
| Region II - Cagayan Valley  | 204,957,000   | 2,479,739,000   |             | 2,684,696,000   |
| Regional Office - II  | 204,957,000   | 2,479,739,000   |             | 2,684,696,000   |

|                                 |                    |                      |                      |
|---------------------------------|--------------------|----------------------|----------------------|
| Region III - Central Luzon      | <u>503,323,000</u> | <u>6,815,526,000</u> | <u>7,318,849,000</u> |
| Regional Office - III           | 503,323,000        | 6,815,526,000        | 7,318,849,000        |
| Region IVA - CALABARZON         | <u>453,215,000</u> | <u>7,027,987,000</u> | <u>7,481,202,000</u> |
| Regional Office - IVA           | 453,215,000        | 7,027,987,000        | 7,481,202,000        |
| Region IVB - MIMAROPA           | <u>316,504,000</u> | <u>4,535,745,000</u> | <u>4,852,249,000</u> |
| Regional Office - IVB           | 316,504,000        | 4,535,745,000        | 4,852,249,000        |
| Region V - Bicol                | <u>549,402,000</u> | <u>8,691,665,000</u> | <u>9,241,067,000</u> |
| Regional Office - V             | 549,402,000        | 8,691,665,000        | 9,241,067,000        |
| Region VI - Western Visayas     | <u>466,495,000</u> | <u>7,348,525,000</u> | <u>7,815,020,000</u> |
| Regional Office - VI            | 466,495,000        | 7,348,525,000        | 7,815,020,000        |
| Region VII - Central Visayas    | <u>433,489,000</u> | <u>6,758,932,000</u> | <u>7,192,421,000</u> |
| Regional Office - VII           | 433,489,000        | 6,758,932,000        | 7,192,421,000        |
| Region VIII - Eastern Visayas   | <u>426,000,000</u> | <u>6,380,410,000</u> | <u>6,806,410,000</u> |
| Regional Office - VIII          | 426,000,000        | 6,380,410,000        | 6,806,410,000        |
| Region IX - Zamboanga Peninsula | <u>552,406,000</u> | <u>7,307,066,000</u> | <u>7,859,472,000</u> |
| Regional Office - IX            | 552,406,000        | 7,307,066,000        | 7,859,472,000        |
| Region X - Northern Mindanao    | <u>466,598,000</u> | <u>6,192,309,000</u> | <u>6,658,907,000</u> |
| Regional Office - X             | 466,598,000        | 6,192,309,000        | 6,658,907,000        |
| Region XI - Davao               | <u>373,940,000</u> | <u>6,084,286,000</u> | <u>6,458,226,000</u> |
| Regional Office - XI            | 373,940,000        | 6,084,286,000        | 6,458,226,000        |
| Region XII - SOCCSKSARGEN       | <u>435,605,000</u> | <u>4,974,382,000</u> | <u>5,409,987,000</u> |
| Regional Office - XII           | 435,605,000        | 4,974,382,000        | 5,409,987,000        |
| Region XIII - Caraga            | <u>315,266,000</u> | <u>4,185,259,000</u> | <u>4,500,525,000</u> |
| Regional Office - XIII          | 315,266,000        | 4,185,259,000        | 4,500,525,000        |
| Sustainable Livelihood Program  | <u>358,662,000</u> | <u>4,394,426,000</u> | <u>4,753,088,000</u> |
| National Capital Region (NCR)   | <u>47,047,000</u>  | <u>935,222,000</u>   | <u>982,269,000</u>   |
| Central Office                  | 33,327,000         | 801,888,000          | 835,215,000          |
| Regional Office - NCR           | 13,720,000         | 133,334,000          | 147,054,000          |
| Region I - Ilocos               | <u>13,553,000</u>  | <u>230,030,000</u>   | <u>243,583,000</u>   |
| Regional Office - I             | 13,553,000         | 230,030,000          | 243,583,000          |

|  |                   |                    |                    |
|--|-------------------|--------------------|--------------------|
| Cordillera Administrative Region (CAR) | <u>15,990,000</u> | <u>125,943,000</u> | <u>141,933,000</u> |
| Regional Office - CAR                  | 15,990,000        | 125,943,000        | 141,933,000        |
| Region II - Cagayan Valley             | <u>11,350,000</u> | <u>245,161,000</u> | <u>256,511,000</u> |
| Regional Office - II                   | 11,350,000        | 245,161,000        | 256,511,000        |
| Region III - Central Luzon             | <u>11,350,000</u> | <u>229,357,000</u> | <u>240,707,000</u> |
| Regional Office - III                  | 11,350,000        | 229,357,000        | 240,707,000        |
| Region IVA - CALABARZON                | <u>11,776,000</u> | <u>187,932,000</u> | <u>199,708,000</u> |
| Regional Office - IVA                  | 11,776,000        | 187,932,000        | 199,708,000        |
| Region IVB - MIMAROPA                  | <u>22,773,000</u> | <u>181,858,000</u> | <u>204,631,000</u> |
| Regional Office - IVB                  | 22,773,000        | 181,858,000        | 204,631,000        |
| Region V - Bicol                       | <u>22,014,000</u> | <u>255,120,000</u> | <u>277,134,000</u> |
| Regional Office - V                    | 22,014,000        | 255,120,000        | 277,134,000        |
| Region VI - Western Visayas            | <u>18,462,000</u> | <u>332,800,000</u> | <u>351,262,000</u> |
| Regional Office - VI                   | 18,462,000        | 332,800,000        | 351,262,000        |
| Region VII - Central Visayas           | <u>15,497,000</u> | <u>338,891,000</u> | <u>354,388,000</u> |
| Regional Office - VII                  | 15,497,000        | 338,891,000        | 354,388,000        |
| Region VIII - Eastern Visayas          | <u>26,593,000</u> | <u>244,242,000</u> | <u>270,835,000</u> |
| Regional Office - VIII                 | 26,593,000        | 244,242,000        | 270,835,000        |
| Region IX - Zamboanga Peninsula        | <u>40,391,000</u> | <u>170,722,000</u> | <u>211,113,000</u> |
| Regional Office - IX                   | 40,391,000        | 170,722,000        | 211,113,000        |
| Region X - Northern Mindanao           | <u>27,945,000</u> | <u>243,441,000</u> | <u>271,386,000</u> |
| Regional Office - X                    | 27,945,000        | 243,441,000        | 271,386,000        |
| Region XI - Davao                      | <u>25,573,000</u> | <u>340,574,000</u> | <u>366,147,000</u> |
| Regional Office - XI                   | 25,573,000        | 340,574,000        | 366,147,000        |
| Region XII - SOCCSKSARGEN              | <u>12,271,000</u> | <u>194,626,000</u> | <u>206,897,000</u> |
| Regional Office - XII                  | 12,271,000        | 194,626,000        | 206,897,000        |
| Region XIII - Caraga                   | <u>36,077,000</u> | <u>138,507,000</u> | <u>174,584,000</u> |
| Regional Office - XIII                 | 36,077,000        | 138,507,000        | 174,584,000        |

**Project(s)**

|   |                    |                       |                    |                      |                       |
|---|--------------------|-----------------------|--------------------|----------------------|-----------------------|
| Locally-Funded Project(s)   |                    | <u>4,705,310,000</u>  |                    | <u>4,705,310,000</u> |                       |
| Kapit-Bisig Laban sa Kahirapan-<br>Comprehensive and Integrated<br>Delivery of Social Services:<br>Kapangyarihan at Kaunlaran sa<br>Barangay (KALAHI-CIDSS-KKB)                             |                    | <u>4,705,310,000</u>  |                    | <u>4,705,310,000</u> |                       |
| National Capital Region (NCR)   |                    | <u>4,705,310,000</u>  |                    | <u>4,705,310,000</u> |                       |
| Central Office  |                    | 4,705,310,000         |                    | 4,705,310,000        |                       |
| Foreign-Assisted Project(s)   |                    | <u>4,959,309,000</u>  | <u>148,843,000</u> | <u>5,108,152,000</u> |                       |
| Additional Financing for Kapit-Bisig Laban sa<br>Kahirapan - Comprehensive and Integrated<br>Delivery of Social Services: National<br>Community Driven Development Project<br>(AF KC NCDDP) |                    | <u>4,698,319,000</u>  |                    | <u>4,698,319,000</u> |                       |
| Loan Proceeds   |                    | <u>500,003,000</u>    |                    | <u>500,003,000</u>   |                       |
| National Capital Region (NCR)   |                    | <u>500,003,000</u>    |                    | <u>500,003,000</u>   |                       |
| Central Office  |                    | 500,003,000           |                    | 500,003,000          |                       |
| GOP Counterpart   |                    | <u>4,198,316,000</u>  |                    | <u>4,198,316,000</u> |                       |
| National Capital Region (NCR)   |                    | <u>4,198,316,000</u>  |                    | <u>4,198,316,000</u> |                       |
| Central Office  |                    | 4,198,316,000         |                    | 4,198,316,000        |                       |
| Beneficiary FIRST (Fast, Innovative and<br>Responsive Service Transformation)<br>(Emergency Social Protection Project)  |                    | <u>260,990,000</u>    | <u>148,843,000</u> | <u>409,833,000</u>   |                       |
| Loan Proceeds   |                    | <u>260,990,000</u>    | <u>148,843,000</u> | <u>409,833,000</u>   |                       |
| National Capital Region (NCR)   |                    | <u>260,990,000</u>    | <u>148,843,000</u> | <u>409,833,000</u>   |                       |
| Central Office  |                    | 260,990,000           | 148,843,000        | 409,833,000          |                       |
| Rights of the poor and vulnerable<br>sectors promoted and protected   | <u>737,834,000</u> | <u>70,768,524,000</u> | <u>16,710,000</u>  | <u>200,000,000</u>   | <u>71,723,068,000</u> |
| PROTECTIVE SOCIAL WELFARE PROGRAM   | <u>737,834,000</u> | <u>70,768,524,000</u> | <u>16,710,000</u>  | <u>200,000,000</u>   | <u>71,723,068,000</u> |
| RESIDENTIAL AND NON-RESIDENTIAL<br>CARE SUB-PROGRAM   | <u>626,299,000</u> | <u>1,382,839,000</u>  |                    | <u>100,000,000</u>   | <u>2,109,138,000</u>  |
| Services for residential and<br>center-based clients  | <u>626,299,000</u> | <u>1,382,839,000</u>  |                    | <u>100,000,000</u>   | <u>2,109,138,000</u>  |
| National Capital Region (NCR)   | <u>213,412,000</u> | <u>719,973,000</u>    |                    | <u>100,000,000</u>   | <u>1,033,385,000</u>  |
| Central Office  |                    | 364,544,000           |                    | 100,000,000          | 464,544,000           |

|  |                   |                    |                    |
|--|-------------------|--------------------|--------------------|
| Regional Office - NCR                  | 213,412,000       | 355,429,000        | 568,841,000        |
| Region I - Ilocos                      | <u>34,127,000</u> | <u>49,381,000</u>  | <u>83,508,000</u>  |
| Regional Office - I                    | 34,127,000        | 49,381,000         | 83,508,000         |
| Cordillera Administrative Region (CAR) | <u>16,916,000</u> | <u>25,656,000</u>  | <u>42,572,000</u>  |
| Regional Office - CAR                  | 16,916,000        | 25,656,000         | 42,572,000         |
| Region II - Cagayan Valley             | <u>20,577,000</u> | <u>21,915,000</u>  | <u>42,492,000</u>  |
| Regional Office - II                   | 20,577,000        | 21,915,000         | 42,492,000         |
| Region III - Central Luzon             | <u>46,850,000</u> | <u>75,284,000</u>  | <u>122,134,000</u> |
| Regional Office - III                  | 46,850,000        | 75,284,000         | 122,134,000        |
| Region IVA - CALABARZON                | <u>57,481,000</u> | <u>70,809,000</u>  | <u>128,290,000</u> |
| Regional Office - IVA                  | 57,481,000        | 70,809,000         | 128,290,000        |
| Region IVB - MIMAROPA                  | <u>996,000</u>    | <u>5,045,000</u>   | <u>6,041,000</u>   |
| Regional Office - IVB                  | 996,000           | 5,045,000          | 6,041,000          |
| Region V - Bicol                       | <u>20,063,000</u> | <u>23,583,000</u>  | <u>43,646,000</u>  |
| Regional Office - V                    | 20,063,000        | 23,583,000         | 43,646,000         |
| Region VI - Western Visayas            | <u>19,875,000</u> | <u>20,654,000</u>  | <u>40,529,000</u>  |
| Regional Office - VI                   | 19,875,000        | 20,654,000         | 40,529,000         |
| Region VII - Central Visayas           | <u>36,854,000</u> | <u>34,759,000</u>  | <u>71,613,000</u>  |
| Regional Office - VII                  | 36,854,000        | 34,759,000         | 71,613,000         |
| Region VIII - Eastern Visayas          | <u>29,874,000</u> | <u>39,278,000</u>  | <u>69,152,000</u>  |
| Regional Office - VIII                 | 29,874,000        | 39,278,000         | 69,152,000         |
| Region IX - Zamboanga Peninsula        | <u>39,004,000</u> | <u>153,274,000</u> | <u>192,278,000</u> |
| Regional Office - IX                   | 39,004,000        | 153,274,000        | 192,278,000        |
| Region X - Northern Mindanao           | <u>21,384,000</u> | <u>36,348,000</u>  | <u>57,732,000</u>  |
| Regional Office - X                    | 21,384,000        | 36,348,000         | 57,732,000         |
| Region XI - Davao                      | <u>44,374,000</u> | <u>59,941,000</u>  | <u>104,315,000</u> |
| Regional Office - XI                   | 44,374,000        | 59,941,000         | 104,315,000        |
| Region XII - SOCCSKSARGEN              | <u>15,345,000</u> | <u>23,741,000</u>  | <u>39,086,000</u>  |
| Regional Office - XII                  | 15,345,000        | 23,741,000         | 39,086,000         |

|  |           |               |               |
|--|-----------|---------------|---------------|
| Region XIII - Caraga                   | 9,167,000 | 23,198,000    | 32,365,000    |
| Regional Office - XIII                 | 9,167,000 | 23,198,000    | 32,365,000    |
| SUPPLEMENTARY FEEDING<br>SUB-PROGRAM   |           | 4,161,542,000 | 4,161,542,000 |
| Supplementary Feeding Program          |           | 4,161,542,000 | 4,161,542,000 |
| National Capital Region (NCR)          |           | 593,268,000   | 593,268,000   |
| Central Office                         |           | 385,505,000   | 385,505,000   |
| Regional Office - NCR                  |           | 207,763,000   | 207,763,000   |
| Region I - Ilocos                      |           | 159,808,000   | 159,808,000   |
| Regional Office - I                    |           | 159,808,000   | 159,808,000   |
| Cordillera Administrative Region (CAR) |           | 121,961,000   | 121,961,000   |
| Regional Office - CAR                  |           | 121,961,000   | 121,961,000   |
| Region II - Cagayan Valley             |           | 175,153,000   | 175,153,000   |
| Regional Office - II                   |           | 175,153,000   | 175,153,000   |
| Region III - Central Luzon             |           | 228,666,000   | 228,666,000   |
| Regional Office - III                  |           | 228,666,000   | 228,666,000   |
| Region IVA - CALABARZON                |           | 369,583,000   | 369,583,000   |
| Regional Office - IVA                  |           | 369,583,000   | 369,583,000   |
| Region IVB - MIMAROPA                  |           | 191,412,000   | 191,412,000   |
| Regional Office - IVB                  |           | 191,412,000   | 191,412,000   |
| Region V - Bicol                       |           | 298,308,000   | 298,308,000   |
| Regional Office - V                    |           | 298,308,000   | 298,308,000   |
| Region VI - Western Visayas            |           | 371,916,000   | 371,916,000   |
| Regional Office - VI                   |           | 371,916,000   | 371,916,000   |
| Region VII - Central Visayas           |           | 294,401,000   | 294,401,000   |
| Regional Office - VII                  |           | 294,401,000   | 294,401,000   |
| Region VIII - Eastern Visayas          |           | 162,516,000   | 162,516,000   |
| Regional Office - VIII                 |           | 162,516,000   | 162,516,000   |
| Region IX - Zamboanga Peninsula        |           | 216,268,000   | 216,268,000   |
| Regional Office - IX                   |           | 216,268,000   | 216,268,000   |



|   |                   |                       |                   |                       |
|---|-------------------|-----------------------|-------------------|-----------------------|
| Region X - Northern Mindanao                              |                   | <u>340,138,000</u>    |                   | <u>340,138,000</u>    |
| Regional Office - X                                       |                   | 340,138,000           |                   | 340,138,000           |
| Region XI - Davao   |                   | <u>233,031,000</u>    |                   | <u>233,031,000</u>    |
| Regional Office - XI                                      |                   | 233,031,000           |                   | 233,031,000           |
| Region XII - SOCCSKSARGEN                                 |                   | <u>186,041,000</u>    |                   | <u>186,041,000</u>    |
| Regional Office - XII                                     |                   | 186,041,000           |                   | 186,041,000           |
| Region XIII - Caraga                                      |                   | <u>219,072,000</u>    |                   | <u>219,072,000</u>    |
| Regional Office - XIII                                    |                   | 219,072,000           |                   | 219,072,000           |
| <b>SOCIAL WELFARE FOR SENIOR<br/>CITIZENS SUB-PROGRAM</b> | <u>30,701,000</u> | <u>25,148,461,000</u> | <u>16,710,000</u> | <u>25,195,872,000</u> |
| Social Pension for Indigent<br>Senior Citizens            | <u>30,701,000</u> | <u>24,970,604,000</u> | <u>16,710,000</u> | <u>25,018,015,000</u> |
| National Capital Region (NCR)                             | <u>7,391,000</u>  | <u>2,454,487,000</u>  | <u>16,710,000</u> | <u>2,478,588,000</u>  |
| Central Office  | 5,837,000         | 1,094,648,000         | 16,710,000        | 1,117,195,000         |
| Regional Office - NCR                                     | 1,554,000         | 1,359,839,000         |                   | 1,361,393,000         |
| Region I - Ilocos   | <u>1,554,000</u>  | <u>1,259,637,000</u>  |                   | <u>1,261,191,000</u>  |
| Regional Office - I                                       | 1,554,000         | 1,259,637,000         |                   | 1,261,191,000         |
| Cordillera Administrative Region (CAR)                    | <u>1,554,000</u>  | <u>695,968,000</u>    |                   | <u>697,522,000</u>    |
| Regional Office - CAR                                     | 1,554,000         | 695,968,000           |                   | 697,522,000           |
| Region II - Cagayan Valley                                | <u>1,554,000</u>  | <u>1,492,899,000</u>  |                   | <u>1,494,453,000</u>  |
| Regional Office - II                                      | 1,554,000         | 1,492,899,000         |                   | 1,494,453,000         |
| Region III - Central Luzon                                | <u>1,554,000</u>  | <u>806,159,000</u>    |                   | <u>807,713,000</u>    |
| Regional Office - III                                     | 1,554,000         | 806,159,000           |                   | 807,713,000           |
| Region IVA - CALABARZON                                   | <u>1,554,000</u>  | <u>2,021,772,000</u>  |                   | <u>2,023,326,000</u>  |
| Regional Office - IVA                                     | 1,554,000         | 2,021,772,000         |                   | 2,023,326,000         |
| Region IVB - MIMAROPA                                     | <u>1,554,000</u>  | <u>1,254,418,000</u>  |                   | <u>1,255,972,000</u>  |
| Regional Office - IVB                                     | 1,554,000         | 1,254,418,000         |                   | 1,255,972,000         |
| Region V - Bicol  | <u>1,554,000</u>  | <u>1,741,244,000</u>  |                   | <u>1,742,798,000</u>  |
| Regional Office - V                                       | 1,554,000         | 1,741,244,000         |                   | 1,742,798,000         |
| Region VI - Western Visayas                               | <u>1,554,000</u>  | <u>2,337,630,000</u>  |                   | <u>2,339,184,000</u>  |

|  |                   |                       |                   |                       |
|--|-------------------|-----------------------|-------------------|-----------------------|
| Regional Office - VI   | 1,554,000         | 2,337,630,000         |                   | 2,339,184,000         |
| Region VII - Central Visayas   | <u>1,554,000</u>  | <u>1,832,309,000</u>  |                   | <u>1,833,863,000</u>  |
| Regional Office - VII  | 1,554,000         | 1,832,309,000         |                   | 1,833,863,000         |
| Region VIII - Eastern Visayas  | <u>1,554,000</u>  | <u>1,770,562,000</u>  |                   | <u>1,772,116,000</u>  |
| Regional Office - VIII   | 1,554,000         | 1,770,562,000         |                   | 1,772,116,000         |
| Region IX - Zamboanga Peninsula  | <u>1,554,000</u>  | <u>1,311,351,000</u>  |                   | <u>1,312,905,000</u>  |
| Regional Office - IX   | 1,554,000         | 1,311,351,000         |                   | 1,312,905,000         |
| Region X - Northern Mindanao   | <u>1,554,000</u>  | <u>1,421,448,000</u>  |                   | <u>1,423,002,000</u>  |
| Regional Office - X  | 1,554,000         | 1,421,448,000         |                   | 1,423,002,000         |
| Region XI - Davao  | <u>1,554,000</u>  | <u>1,749,989,000</u>  |                   | <u>1,751,543,000</u>  |
| Regional Office - XI   | 1,554,000         | 1,749,989,000         |                   | 1,751,543,000         |
| Region XII - SOCCSKSARGEN  | <u>1,554,000</u>  | <u>1,689,160,000</u>  |                   | <u>1,690,714,000</u>  |
| Regional Office - XII  | 1,554,000         | 1,689,160,000         |                   | 1,690,714,000         |
| Region XIII - Caraga   | <u>1,554,000</u>  | <u>1,131,571,000</u>  |                   | <u>1,133,125,000</u>  |
| Regional Office - XIII   | 1,554,000         | 1,131,571,000         |                   | 1,133,125,000         |
| Implementation of R.A. No. 10868<br>or the Centenarians Act of 2016  |                   | <u>177,857,000</u>    |                   | <u>177,857,000</u>    |
| National Capital Region (NCR)  |                   | <u>177,857,000</u>    |                   | <u>177,857,000</u>    |
| Central Office   |                   | 177,857,000           |                   | 177,857,000           |
| <b>PROTECTIVE PROGRAM FOR INDIVIDUALS<br/>AND FAMILIES IN ESPECIALLY<br/>DIFFICULT CIRCUMSTANCES SUB-PROGRAM</b> | <u>55,907,000</u> | <u>39,928,550,000</u> | <u>98,000,000</u> | <u>40,082,457,000</u> |
| Protective services for<br>individuals and families in<br>difficult circumstances                                | <u>55,907,000</u> | <u>39,711,163,000</u> | <u>98,000,000</u> | <u>39,865,070,000</u> |
| National Capital Region (NCR)  | <u>55,907,000</u> | <u>39,711,163,000</u> | <u>98,000,000</u> | <u>39,865,070,000</u> |
| Central Office   | 55,907,000        | 37,889,431,000        | 98,000,000        | 38,043,338,000        |
| Regional Office - NCR  |                   | 1,821,732,000         |                   | 1,821,732,000         |
| Assistance to Persons with<br>Disability and Older Persons   |                   | <u>11,167,000</u>     |                   | <u>11,167,000</u>     |
| National Capital Region (NCR)  |                   | <u>11,167,000</u>     |                   | <u>11,167,000</u>     |
| Central Office   |                   | 11,167,000            |                   | 11,167,000            |

**Project(s)**

|   |                   |                    |                  |                    |
|---|-------------------|--------------------|------------------|--------------------|
| Locally-Funded Project(s)   |                   | <u>206,220,000</u> |                  | <u>206,220,000</u> |
| Comprehensive Project for Street Children,<br>Street Families and IPs- Especially Badjaus                                     |                   | <u>34,924,000</u>  |                  | <u>34,924,000</u>  |
| National Capital Region (NCR)   |                   | <u>34,924,000</u>  |                  | <u>34,924,000</u>  |
| Central Office  |                   | 34,924,000         |                  | 34,924,000         |
| Reducing Vulnerabilities of Children<br>from Hunger and Malnutrition in BARMM<br>or Bangsamoro Umpungan sa Nutrisyon (BangUN) |                   | <u>161,296,000</u> |                  | <u>161,296,000</u> |
| National Capital Region (NCR)   |                   | <u>161,296,000</u> |                  | <u>161,296,000</u> |
| Central Office  |                   | 161,296,000        |                  | 161,296,000        |
| Social Protection Program for Adolescent Mothers<br>and Their Children  |                   | <u>10,000,000</u>  |                  | <u>10,000,000</u>  |
| National Capital Region (NCR)   |                   | <u>10,000,000</u>  |                  | <u>10,000,000</u>  |
| Central Office  |                   | 10,000,000         |                  | 10,000,000         |
| <b>SOCIAL WELFARE FOR DISTRESSED<br/>OVERSEAS FILIPINOS AND TRAFFICKED<br/>PERSONS SUB-PROGRAM</b>                            | <u>24,927,000</u> | <u>147,132,000</u> | <u>2,000,000</u> | <u>174,059,000</u> |
| Services to Distressed Oversease Filipinos  | <u>24,927,000</u> | <u>69,061,000</u>  |                  | <u>93,988,000</u>  |
| National Capital Region (NCR)   | <u>24,927,000</u> | <u>69,061,000</u>  |                  | <u>93,988,000</u>  |
| Central Office  | 24,927,000        | 69,061,000         |                  | 93,988,000         |
| Services to Displaced Persons (Deportees)   |                   | <u>53,291,000</u>  | <u>2,000,000</u> | <u>55,291,000</u>  |
| National Capital Region (NCR)   |                   | <u>53,291,000</u>  | <u>2,000,000</u> | <u>55,291,000</u>  |
| Central Office  |                   | 53,291,000         | 2,000,000        | 55,291,000         |
| Recovery and Reintegration<br>Program for Trafficked Persons  |                   | <u>24,780,000</u>  |                  | <u>24,780,000</u>  |
| National Capital Region (NCR)   |                   | <u>11,007,000</u>  |                  | <u>11,007,000</u>  |
| Central Office  |                   | 9,493,000          |                  | 9,493,000          |
| Regional Office - NCR   |                   | 1,514,000          |                  | 1,514,000          |
| Region I - Ilocos   |                   | <u>1,013,000</u>   |                  | <u>1,013,000</u>   |
| Regional Office - I   |                   | 1,013,000          |                  | 1,013,000          |
| Cordillera Administrative Region (CAR)  |                   | <u>801,000</u>     |                  | <u>801,000</u>     |
| Regional Office - CAR   |                   | 801,000            |                  | 801,000            |
| Region II - Cagayan Valley  |                   | <u>729,000</u>     |                  | <u>729,000</u>     |
| Regional Office - II  |                   | 729,000            |                  | 729,000            |

|  |                      |                      |
|--|----------------------|----------------------|
| Region III - Central Luzon   | <u>937,000</u>       | <u>937,000</u>       |
| Regional Office - III  | 937,000              | 937,000              |
| Region IVA - CALABARZON  | <u>806,000</u>       | <u>806,000</u>       |
| Regional Office - IVA  | 806,000              | 806,000              |
| Region IVB - MIMAROPA  | <u>699,000</u>       | <u>699,000</u>       |
| Regional Office - IVB  | 699,000              | 699,000              |
| Region V - Bicol   | <u>785,000</u>       | <u>785,000</u>       |
| Regional Office - V  | 785,000              | 785,000              |
| Region VI - Western Visayas  | <u>931,000</u>       | <u>931,000</u>       |
| Regional Office - VI   | 931,000              | 931,000              |
| Region VII - Central Visayas   | <u>960,000</u>       | <u>960,000</u>       |
| Regional Office - VII  | 960,000              | 960,000              |
| Region VIII - Eastern Visayas  | <u>896,000</u>       | <u>896,000</u>       |
| Regional Office - VIII   | 896,000              | 896,000              |
| Region IX - Zamboanga Peninsula  | <u>1,112,000</u>     | <u>1,112,000</u>     |
| Regional Office - IX   | 1,112,000            | 1,112,000            |
| Region X - Northern Mindanao   | <u>820,000</u>       | <u>820,000</u>       |
| Regional Office - X  | 820,000              | 820,000              |
| Region XI - Davao  | <u>1,031,000</u>     | <u>1,031,000</u>     |
| Regional Office - XI   | 1,031,000            | 1,031,000            |
| Region XII - SOCCSKSARGEN  | <u>1,003,000</u>     | <u>1,003,000</u>     |
| Regional Office - XII  | 1,003,000            | 1,003,000            |
| Region XIII - Caraga   | <u>1,250,000</u>     | <u>1,250,000</u>     |
| Regional Office - XIII   | 1,250,000            | 1,250,000            |
| Immediate relief and early<br>recovery of disaster victims/<br>survivors ensured | <u>4,293,670,000</u> | <u>4,293,670,000</u> |
| <b>DISASTER RESPONSE AND<br/>MANAGEMENT PROGRAM</b>                              | <u>4,293,670,000</u> | <u>4,293,670,000</u> |
| Disaster response and<br>rehabilitation program                                  | <u>2,116,741,000</u> | <u>2,116,741,000</u> |

|  |               |               |
|--|---------------|---------------|
| National Capital Region (NCR)  | 2,116,741,000 | 2,116,741,000 |
| Central Office   | 2,116,741,000 | 2,116,741,000 |
| National Resource Operation  | 47,372,000    | 47,372,000    |
| National Capital Region (NCR)  | 47,372,000    | 47,372,000    |
| Central Office   | 47,372,000    | 47,372,000    |
| Quick Response Fund  | 1,250,000,000 | 1,250,000,000 |
| National Capital Region (NCR)  | 1,250,000,000 | 1,250,000,000 |
| Central Office   | 1,250,000,000 | 1,250,000,000 |
| <b>Project(s)</b>  |               |               |
| Locally-Funded Project(s)  | 879,557,000   | 879,557,000   |
| Implementation and Monitoring of<br>PAlayapa at MAsaganang PamayanAn (PAMANA)<br>Program - Peace and Development Fund                                | 460,917,000   | 460,917,000   |
| National Capital Region (NCR)  | 460,917,000   | 460,917,000   |
| Central Office   | 460,917,000   | 460,917,000   |
| Implementation and Monitoring of<br>PAlayapa at MAsaganang PamayanAn (PAMANA)<br>Program - DSWD/LGU Led Livelihood                                   | 418,640,000   | 418,640,000   |
| National Capital Region (NCR)  | 418,640,000   | 418,640,000   |
| Central Office   | 418,640,000   | 418,640,000   |
| Continuing compliance of<br>Social Welfare and Development<br>Agencies (SWDAs) to standards in<br>the delivery of social welfare<br>services ensured | 24,787,000    | 41,115,000    |
| <b>SOCIAL WELFARE AND DEVELOPMENT<br/>AGENCIES REGULATORY PROGRAM</b>  | 24,787,000    | 41,115,000    |
| Standards-setting, licensing,<br>accreditation and monitoring<br>services  | 24,787,000    | 41,115,000    |
| National Capital Region (NCR)  | 24,787,000    | 41,115,000    |
| Central Office   | 24,787,000    | 41,115,000    |
| Delivery of Social Welfare<br>and Development (SWD) programs<br>by LGUs through Local Social Welfare<br>and Development Offices (LSWDOs)<br>improved | 990,265,000   | 167,972,000   |
|  |               | 1,158,237,000 |

**SOCIAL WELFARE AND DEVELOPMENT  
TECHNICAL ASSISTANCE AND RESOURCE  
AUGMENTATION PROGRAM**

|   |                    |                    |                      |
|---|--------------------|--------------------|----------------------|
|   | <u>990,265,000</u> | <u>167,972,000</u> | <u>1,158,237,000</u> |
| Provision of technical/advisory assistance and other related support services | <u>977,452,000</u> | <u>143,274,000</u> | <u>1,120,726,000</u> |
| National Capital Region (NCR)   | <u>94,607,000</u>  | <u>14,196,000</u>  | <u>108,803,000</u>   |
| Regional Office - NCR   | 94,607,000         | 14,196,000         | 108,803,000          |
| Region I - Ilocos   | <u>56,931,000</u>  | <u>7,835,000</u>   | <u>64,766,000</u>    |
| Regional Office - I   | 56,931,000         | 7,835,000          | 64,766,000           |
| Cordillera Administrative Region (CAR)  | <u>51,890,000</u>  | <u>7,036,000</u>   | <u>58,926,000</u>    |
| Regional Office - CAR   | 51,890,000         | 7,036,000          | 58,926,000           |
| Region II - Cagayan Valley  | <u>55,615,000</u>  | <u>10,915,000</u>  | <u>66,530,000</u>    |
| Regional Office - II  | 55,615,000         | 10,915,000         | 66,530,000           |
| Region III - Central Luzon  | <u>71,263,000</u>  | <u>13,246,000</u>  | <u>84,509,000</u>    |
| Regional Office - III   | 71,263,000         | 13,246,000         | 84,509,000           |
| Region IVA - CALABARZON   | <u>60,512,000</u>  | <u>8,289,000</u>   | <u>68,801,000</u>    |
| Regional Office - IVA   | 60,512,000         | 8,289,000          | 68,801,000           |
| Region IVB - MIMAROPA   | <u>55,165,000</u>  | <u>11,601,000</u>  | <u>66,766,000</u>    |
| Regional Office - IVB   | 55,165,000         | 11,601,000         | 66,766,000           |
| Region V - Bicol  | <u>55,543,000</u>  | <u>7,132,000</u>   | <u>62,675,000</u>    |
| Regional Office - V   | 55,543,000         | 7,132,000          | 62,675,000           |
| Region VI - Western Visayas   | <u>59,576,000</u>  | <u>7,513,000</u>   | <u>67,089,000</u>    |
| Regional Office - VI  | 59,576,000         | 7,513,000          | 67,089,000           |
| Region VII - Central Visayas  | <u>63,709,000</u>  | <u>6,723,000</u>   | <u>70,432,000</u>    |
| Regional Office - VII   | 63,709,000         | 6,723,000          | 70,432,000           |
| Region VIII - Eastern Visayas   | <u>49,413,000</u>  | <u>7,840,000</u>   | <u>57,253,000</u>    |
| Regional Office - VIII  | 49,413,000         | 7,840,000          | 57,253,000           |
| Region IX - Zamboanga Peninsula   | <u>65,643,000</u>  | <u>10,276,000</u>  | <u>75,919,000</u>    |
| Regional Office - IX  | 65,643,000         | 10,276,000         | 75,919,000           |
| Region X - Northern Mindanao  | <u>58,392,000</u>  | <u>6,948,000</u>   | <u>65,340,000</u>    |

|   |                                      |  |                                    |                                    |  |
|---|--------------------------------------|--|------------------------------------|------------------------------------|--|
| Regional Office - X                       | 58,392,000                           | 6,948,000                              |                                    |                                    | 65,340,000                             |
| Region XI - Davao                         | <u>58,336,000</u>                    | <u>7,931,000</u>                       |                                    |                                    | <u>66,267,000</u>                      |
| Regional Office - XI                      | 58,336,000                           | 7,931,000                              |                                    |                                    | 66,267,000                             |
| Region XII - SOCCSKSARGEN                 | <u>63,542,000</u>                    | <u>9,667,000</u>                       |                                    |                                    | <u>73,209,000</u>                      |
| Regional Office - XII                     | 63,542,000                           | 9,667,000                              |                                    |                                    | 73,209,000                             |
| Region XIII - Caraga                      | <u>57,315,000</u>                    | <u>6,126,000</u>                       |                                    |                                    | <u>63,441,000</u>                      |
| Regional Office - XIII                    | 57,315,000                           | 6,126,000                              |                                    |                                    | 63,441,000                             |
| Provision of capability training programs | <u>12,813,000</u>                    | <u>24,698,000</u>                      |                                    |                                    | <u>37,511,000</u>                      |
| National Capital Region (NCR)             | <u>12,813,000</u>                    | <u>24,698,000</u>                      |                                    |                                    | <u>37,511,000</u>                      |
| Central Office                            | <u>12,813,000</u>                    | <u>24,698,000</u>                      |                                    |                                    | <u>37,511,000</u>                      |
| Sub-total, Operations                     | <u>8,713,798,000</u>                 | <u>190,026,298,000</u>                 | <u>388,430,000</u>                 | <u>348,843,000</u>                 | <u>199,477,369,000</u>                 |
| <b>TOTAL NEW APPROPRIATIONS</b>           | <b>P <u><u>9,208,068,000</u></u></b> | <b>P <u><u>192,091,997,000</u></u></b> | <b>P <u><u>388,430,000</u></u></b> | <b>P <u><u>760,921,000</u></u></b> | <b>P <u><u>202,449,416,000</u></u></b> |

**New Appropriations, by Object of Expenditures**  
(In Thousand Pesos)

**Current Operating Expenditures**

**Personnel Services**

**Civilian Personnel**

**Permanent Positions**

|              |                  |
|--------------|------------------|
| Basic Salary | <u>1,222,261</u> |
|--------------|------------------|

|                           |                  |
|---------------------------|------------------|
| Total Permanent Positions | <u>1,222,261</u> |
|---------------------------|------------------|

**Other Compensation Common to All**

|                                     |              |
|-------------------------------------|--------------|
| Personnel Economic Relief Allowance | 70,392       |
| Representation Allowance            | 11,178       |
| Transportation Allowance            | 10,986       |
| Clothing and Uniform Allowance      | 17,598       |
| Mid-Year Bonus - Civilian           | 101,859      |
| Year End Bonus                      | 101,859      |
| Cash Gift                           | 14,665       |
| Productivity Enhancement Incentive  | 14,665       |
| Step Increment                      | <u>3,057</u> |

|  |                |
|--|----------------|
| Total Other Compensation Common to All | <u>346,259</u> |
|--|----------------|

**Other Compensation for Specific Groups**

|                                       |       |
|---------------------------------------|-------|
| Magna Carta for Public Health Workers | 1,261 |
|---------------------------------------|-------|

|   |             |
|---|-------------|
| Magna Carta for Public Social Workers                 | 102,364     |
| Overseas Allowance                                    | 24,927      |
| Total Other Compensation for Specific Groups          | 128,552     |
| Other Benefits  |             |
| PAG-IBIG Contributions                                | 3,516       |
| PhilHealth Contributions                              | 19,972      |
| Employees Compensation Insurance Premiums             | 3,516       |
| Loyalty Award - Civilian                              | 2,225       |
| Terminal Leave  | 21,128      |
| Total Other Benefits                                  | 50,357      |
| Non-Permanent Positions                               | 7,460,639   |
| Total Personnel Services                              | 9,208,068   |
| Maintenance and Other Operating Expenses              |             |
| Travelling Expenses                                   | 1,449,697   |
| Training and Scholarship Expenses                     | 1,081,622   |
| Supplies and Materials Expenses                       | 2,017,949   |
| Utility Expenses                                      | 260,778     |
| Communication Expenses                                | 250,898     |
| Awards/Rewards and Prizes                             | 23,180      |
| Confidential, Intelligence and Extraordinary Expenses |             |
| Confidential Expenses                                 | 20,000      |
| Extraordinary and Miscellaneous Expenses              | 6,565       |
| Professional Services                                 | 7,901,452   |
| General Services                                      | 559,085     |
| Repairs and Maintenance                               | 171,703     |
| Financial Assistance/Subsidy                          | 176,895,218 |
| Taxes, Insurance Premiums and Other Fees              | 73,706      |
| Labor and Wages                                       | 83,687      |
| Other Maintenance and Operating Expenses              |             |
| Advertising Expenses                                  | 43,655      |
| Printing and Publication Expenses                     | 49,336      |
| Representation Expenses                               | 129,948     |
| Transportation and Delivery Expenses                  | 43,542      |
| Rent/Lease Expenses                                   | 185,350     |
| Membership Dues and Contributions to Organizations    | 73          |
| Subscription Expenses                                 | 740,882     |
| Other Maintenance and Operating Expenses              | 103,671     |
| Total Maintenance and Other Operating Expenses        | 192,091,997 |
| Financial Expenses                                    |             |
| Bank Charges  | 388,430     |
| Total Financial Expenses                              | 388,430     |
| Total Current Operating Expenditures                  | 201,688,495 |
| Capital Outlays                                       |             |



|                                      |                    |
|--------------------------------------|--------------------|
| Property, Plant and Equipment Outlay |                    |
| Infrastructure Outlay                | 107,670            |
| Buildings and Other Structures       | 188,640            |
| Machinery and Equipment Outlay       | 335,931            |
| Transportation and Equipment Outlay  | 128,680            |
|                                      | <hr/>              |
| Total Capital Outlays                | 760,921            |
|                                      | <hr/>              |
| <b>TOTAL NEW APPROPRIATIONS</b>      | <b>202,449,416</b> |
|                                      | <hr/> <hr/>        |

**B. COUNCIL FOR THE WELFARE OF CHILDREN**

For general administration and support, and operations, including locally-funded project(s) as indicated hereunder . . . . . P 81,494,000

New Appropriations, by Program/Projects

|                                    | Current Operating Expenditures |  |                           |                            |
|------------------------------------|--------------------------------|--|---------------------------|----------------------------|
|                                    | Personnel Services             | Maintenance and Other Operating Expenses | Capital Outlays           | Total                      |
| <b>PROGRAMS</b>                    |                                |  |                           |                            |
| General Administration and Support | P 15,351,000                   | P 14,070,000                             | P                         | P 29,421,000               |
| Operations                         | <u>6,209,000</u>               | <u>43,469,000</u>                        | <u>2,395,000</u>          | <u>52,073,000</u>          |
| CHILD RIGHTS COORDINATION PROGRAM  | <u>6,209,000</u>               | <u>43,469,000</u>                        | <u>2,395,000</u>          | <u>52,073,000</u>          |
| <b>TOTAL NEW APPROPRIATIONS</b>    | <b>P <u>21,560,000</u></b>     | <b>P <u>57,539,000</u></b>               | <b>P <u>2,395,000</u></b> | <b>P <u>81,494,000</u></b> |

**Special Provision(s)**

1. **Reporting and Posting Requirements.** The submission of the quarterly reports on its financial and physical accomplishments shall be in accordance with Section 99 of the General Provision of this Act.

2. **Appropriations for Activities or Projects.** The amounts appropriated herein shall be used specifically for the following activities or projects in the indicated amounts and conditions:

New Appropriations, by Programs/Activities/Projects

|   | Current Operating Expenditures |  |                 |                     |
|---|--------------------------------|--|-----------------|---------------------|
|   | Personnel Services             | Maintenance and Other Operating Expenses | Capital Outlays | Total               |
| <b>PROGRAMS</b>                               |                                |  |                 |                     |
| General Administration and Support            |                                |  |                 |                     |
| General Management and Supervision            | P <u>15,351,000</u>            | P <u>14,070,000</u>                      | P               | P <u>29,421,000</u> |
| Sub-total, General Administration and Support | <u>15,351,000</u>              | <u>14,070,000</u>                        |                 | <u>29,421,000</u>   |
| Operations                                    |                                |  |                 |                     |

|   |                            |                            |                           |                            |
|---|----------------------------|----------------------------|---------------------------|----------------------------|
| Coordination of government actions<br>for the fulfillment of the rights<br>of the child   | <u>6,209,000</u>           | <u>43,469,000</u>          | <u>2,395,000</u>          | <u>52,073,000</u>          |
| <b>CHILD RIGHTS COORDINATION PROGRAM</b>  | <u>6,209,000</u>           | <u>43,469,000</u>          | <u>2,395,000</u>          | <u>52,073,000</u>          |
| Policy formulation and coordination of the<br>implementation of plans and programs on<br>the fulfillment of the rights of the child | <u>6,209,000</u>           | <u>39,469,000</u>          | <u>1,195,000</u>          | <u>46,873,000</u>          |
| <b>Project(s)</b>   |                            |                            |                           |                            |
| Locally-Funded Project(s)   |                            | <u>4,000,000</u>           | <u>1,200,000</u>          | <u>5,200,000</u>           |
| Monitoring/Operation of the Subwaybay Bata  |                            | <u>4,000,000</u>           | <u>1,200,000</u>          | <u>5,200,000</u>           |
| Sub-total, Operations   | <u>6,209,000</u>           | <u>43,469,000</u>          | <u>2,395,000</u>          | <u>52,073,000</u>          |
| <b>TOTAL NEW APPROPRIATIONS</b>   | <b>P <u>21,560,000</u></b> | <b>P <u>57,539,000</u></b> | <b>P <u>2,395,000</u></b> | <b>P <u>81,494,000</u></b> |

New Appropriations, by Object of Expenditures  
(In Thousand Pesos)

Current Operating Expenditures

Personnel Services

Civilian Personnel

Permanent Positions

|              |               |
|--------------|---------------|
| Basic Salary | <u>16,487</u> |
|--------------|---------------|

|                           |               |
|---------------------------|---------------|
| Total Permanent Positions | <u>16,487</u> |
|---------------------------|---------------|

Other Compensation Common to All

|                                     |           |
|-------------------------------------|-----------|
| Personnel Economic Relief Allowance | 672       |
| Representation Allowance            | 360       |
| Transportation Allowance            | 120       |
| Clothing and Uniform Allowance      | 168       |
| Honoraria                           | 367       |
| Mid-Year Bonus - Civilian           | 1,374     |
| Year End Bonus                      | 1,374     |
| Cash Gift                           | 140       |
| Productivity Enhancement Incentive  | 140       |
| Step /Step Increment                | <u>41</u> |

|  |              |
|--|--------------|
| Total Other Compensation Common to All | <u>4,756</u> |
|--|--------------|

Other Benefits

|   |           |
|---|-----------|
| PAG-IBIG Contributions                    | 34        |
| PhilHealth Contributions                  | 249       |
| Employees Compensation Insurance Premiums | <u>34</u> |

|   |               |
|---|---------------|
| Total Other Benefits                                  | 317           |
| Total Personnel Services                              | 21,560        |
| Maintenance and Other Operating Expenses              |               |
| Travelling Expenses                                   | 2,130         |
| Training and Scholarship Expenses                     | 5,458         |
| Supplies and Materials Expenses                       | 3,059         |
| Utility Expenses                                      | 2,099         |
| Communication Expenses                                | 3,786         |
| Awards/Rewards and Prizes                             | 95            |
| Confidential, Intelligence and Extraordinary Expenses |               |
| Extraordinary and Miscellaneous Expenses              | 333           |
| Professional Services                                 | 24,352        |
| General Services                                      | 2,400         |
| Repairs and Maintenance                               | 570           |
| Taxes, Insurance Premiums and Other Fees              | 223           |
| Other Maintenance and Operating Expenses              |               |
| Advertising Expenses                                  | 29            |
| Printing and Publication Expenses                     | 3,109         |
| Representation Expenses                               | 2,564         |
| Rent/Lease Expenses                                   | 60            |
| Subscription Expenses                                 | 2,972         |
| Other Maintenance and Operating Expenses              | 4,300         |
| Total Maintenance and Other Operating Expenses        | 57,539        |
| Total Current Operating Expenditures                  | 79,099        |
| Capital Outlays                                       |               |
| Property, Plant and Equipment Outlay                  |               |
| Machinery and Equipment Outlay                        | 2,395         |
| Total Capital Outlays                                 | 2,395         |
| <b>TOTAL NEW APPROPRIATIONS</b>                       | <b>81,494</b> |

**C. INTER-COUNTRY ADOPTION BOARD**

For general administration and support, and operations, as indicated hereunder . . . . . P 56,097,000

**New Appropriations, by Program/Projects**

|                                    | Current Operating Expenditures |  |                 |            |
|------------------------------------|--------------------------------|--|-----------------|------------|
|                                    | Personnel Services             | Maintenance and Other Operating Expenses | Capital Outlays | Total      |
| <b>PROGRAMS</b>                    |                                |  |                 |            |
| General Administration and Support | P 6,455,000                    | P 9,830,000                              | P               | 16,285,000 |
| Operations                         | 13,439,000                     | 26,373,000                               |                 | 39,812,000 |

|   |                     |                     |                     |
|---|---------------------|---------------------|---------------------|
| INTER-COUNTRY ADOPTION REGULATORY PROGRAM | 4,656,000           | 5,516,000           | 10,172,000          |
| INTER-COUNTRY ADOPTION PROGRAM            | <u>8,783,000</u>    | <u>20,857,000</u>   | <u>29,640,000</u>   |
| TOTAL NEW APPROPRIATIONS                  | P <u>19,894,000</u> | P <u>36,203,000</u> | P <u>56,097,000</u> |

**Special Provision(s)**

1. **Reporting and Posting Requirements.** The submission of the quarterly reports on its financial and physical accomplishments shall be in accordance with Section 99 of the General Provision of this Act.

2. **Appropriations for Activities or Projects.** The amounts appropriated herein shall be used specifically for the following activities or projects in the indicated amounts and conditions:

New Appropriations, by Programs/Activities/Projects

|  | Current Operating Expenditures |  |                 |            |
|--|--------------------------------|--|-----------------|------------|
|  | Personnel Services             | Maintenance and<br>Other Operating<br>Expenses | Capital Outlays | Total      |
| PROGRAMS   |                                |  |                 |            |
| General Administration and Support   |                                |  |                 |            |
| General Management and Supervision   | P 6,316,000                    | P 9,830,000                                    | P               | 16,146,000 |
| Administration of Personnel Benefits   | 139,000                        |  |                 | 139,000    |
| Sub-total, General Administration and Support  | 6,455,000                      | 9,830,000                                      |                 | 16,285,000 |
| Operations   |                                |  |                 |            |
| Filipino children in suitable permanent<br>adoptive families abroad protected<br>and secured             | 13,439,000                     | 26,373,000                                     |                 | 39,812,000 |
| INTER-COUNTRY ADOPTION REGULATORY PROGRAM  | 4,656,000                      | 5,516,000                                      |                 | 10,172,000 |
| Accredit/Authorize Foreign Adoption Agencies<br>and Child Caring Agencies as Liaison<br>Service Agencies | 4,656,000                      | 5,516,000                                      |                 | 10,172,000 |
| INTER-COUNTRY ADOPTION PROGRAM   | 8,783,000                      | 20,857,000                                     |                 | 29,640,000 |
| Adjudication/Entrustment of Children<br>for Inter-Country Adoption                                       | 8,783,000                      | 20,857,000                                     |                 | 29,640,000 |
| Sub-total, Operations  | 13,439,000                     | 26,373,000                                     |                 | 39,812,000 |
| TOTAL NEW APPROPRIATIONS   | P 19,894,000                   | P 36,203,000                                   | P               | 56,097,000 |

New Appropriations, by Object of Expenditures  
(In Thousand Pesos)

## Current Operating Expenditures

**Personnel Services****Civilian Personnel****Permanent Positions**

|              |        |
|--------------|--------|
| Basic Salary | 15,063 |
|--------------|--------|

|                           |        |
|---------------------------|--------|
| Total Permanent Positions | 15,063 |
|---------------------------|--------|

**Other Compensation Common to All**

|                                     |       |
|-------------------------------------|-------|
| Personnel Economic Relief Allowance | 744   |
| Representation Allowance            | 168   |
| Transportation Allowance            | 168   |
| Clothing and Uniform Allowance      | 186   |
| Mid-Year Bonus - Civilian           | 1,255 |
| Year End Bonus                      | 1,255 |
| Cash Gift                           | 155   |
| Productivity Enhancement Incentive  | 155   |
| Step Increment                      | 38    |

|  |       |
|--|-------|
| Total Other Compensation Common to All | 4,124 |
|--|-------|

**Other Compensation for Specific Groups**

|                                       |     |
|---------------------------------------|-----|
| Magna Carta for Public Social Workers | 251 |
|---------------------------------------|-----|

|  |     |
|--|-----|
| Total Other Compensation for Specific Groups | 251 |
|--|-----|

**Other Benefits**

|   |     |
|---|-----|
| PAG-IBIG Contributions                    | 38  |
| PhilHealth Contributions                  | 241 |
| Employees Compensation Insurance Premiums | 38  |
| Terminal Leave                            | 139 |

|                      |     |
|----------------------|-----|
| Total Other Benefits | 456 |
|----------------------|-----|

|                          |        |
|--------------------------|--------|
| Total Personnel Services | 19,894 |
|--------------------------|--------|

**Maintenance and Other Operating Expenses**

|   |       |
|---|-------|
| Travelling Expenses                                   | 5,626 |
| Training and Scholarship Expenses                     | 5,705 |
| Supplies and Materials Expenses                       | 5,561 |
| Utility Expenses                                      | 672   |
| Communication Expenses                                | 2,140 |
| Confidential, Intelligence and Extraordinary Expenses |       |
| Extraordinary and Miscellaneous Expenses              | 136   |
| Professional Services                                 | 8,010 |
| General Services                                      | 2,600 |
| Repairs and Maintenance                               | 409   |
| Taxes, Insurance Premiums and Other Fees              | 160   |
| Other Maintenance and Operating Expenses              |       |
| Printing and Publication Expenses                     | 205   |
| Representation Expenses                               | 1,100 |
| Rent/Lease Expenses                                   | 3,604 |

|  |               |
|--|---------------|
| Subscription Expenses                          | 5             |
| Donations                                      | 100           |
| Other Maintenance and Operating Expenses       | 170           |
| Total Maintenance and Other Operating Expenses | 36,203        |
| Total Current Operating Expenditures           | 56,097        |
| <b>TOTAL NEW APPROPRIATIONS</b>                | <b>56,097</b> |

**D. JUVENILE JUSTICE AND WELFARE COUNCIL**

For general administration and support, and operations, including locally-funded project(s) as indicated hereunder . . . . . P 186,826,000

New Appropriations, by Program/Projects

|                                      | Current Operating Expenditures |  |                           |                             |
|--------------------------------------|--------------------------------|--|---------------------------|-----------------------------|
|                                      | Personnel Services             | Maintenance and Other Operating Expenses | Capital Outlays           | Total                       |
| <b>PROGRAMS</b>                      |                                |  |                           |                             |
| General Administration and Support   | P 21,512,000                   | P 5,535,000                              | P                         | P 27,047,000                |
| Operations                           | <u>24,495,000</u>              | <u>134,191,000</u>                       | <u>1,093,000</u>          | <u>159,779,000</u>          |
| JUVENILE JUSTICE AND WELFARE PROGRAM | <u>24,495,000</u>              | <u>134,191,000</u>                       | <u>1,093,000</u>          | <u>159,779,000</u>          |
| <b>TOTAL NEW APPROPRIATIONS</b>      | <b>P <u>46,007,000</u></b>     | <b>P <u>139,726,000</u></b>              | <b>P <u>1,093,000</u></b> | <b>P <u>186,826,000</u></b> |

**Special Provision(s)**

1. **Reporting and Posting Requirements.** The submission of the quarterly reports on its financial and physical accomplishments shall be in accordance with Section 99 of the General Provisions of this Act.

2. **Appropriations for Activities or Projects.** The amounts appropriated herein shall be used specifically for the following activities or projects in the indicated amounts and conditions:

New Appropriations, by Programs/Activities/Projects

|  | Current Operating Expenditures |  |                 |                     |
|--|--------------------------------|--|-----------------|---------------------|
|  | Personnel Services             | Maintenance and Other Operating Expenses | Capital Outlays | Total               |
| <b>PROGRAMS</b>  |                                |  |                 |                     |
| General Administration and Support   |                                |  |                 |                     |
| General Management and Supervision   | P <u>21,512,000</u>            | P <u>5,535,000</u>                       | P               | P <u>27,047,000</u> |
| Sub-total, General Administration and Support  | <u>21,512,000</u>              | <u>5,535,000</u>                         |                 | <u>27,047,000</u>   |
| Operations   |                                |  |                 |                     |
| Coordination of government actions for the implementation of the juvenile intervention |                                |  |                 |                     |

|  |                            |                             |                           |                             |
|--|----------------------------|-----------------------------|---------------------------|-----------------------------|
| programs and activities improved   | <u>24,495,000</u>          | <u>134,191,000</u>          | <u>1,093,000</u>          | <u>159,779,000</u>          |
| <b>JUVENILE JUSTICE AND WELFARE PROGRAM</b>  | <u>24,495,000</u>          | <u>134,191,000</u>          | <u>1,093,000</u>          | <u>159,779,000</u>          |
| Formulate policies and coordinate the<br>implementation of plans and programs on children<br>at risk and children in conflict with the law | <u>24,495,000</u>          | <u>59,191,000</u>           | <u>1,093,000</u>          | <u>84,779,000</u>           |
| <b>Project(s)</b>  |                            |                             |                           |                             |
| Locally-Funded Project(s)  |                            | <u>75,000,000</u>           |                           | <u>75,000,000</u>           |
| Operation and Maintenance of Bahay Pag-Asa   |                            | <u>75,000,000</u>           |                           | <u>75,000,000</u>           |
| Sub-total, Operations  | <u>24,495,000</u>          | <u>134,191,000</u>          | <u>1,093,000</u>          | <u>159,779,000</u>          |
| <b>TOTAL NEW APPROPRIATIONS</b>  | <b>P <u>46,007,000</u></b> | <b>P <u>139,726,000</u></b> | <b>P <u>1,093,000</u></b> | <b>P <u>186,826,000</u></b> |

New Appropriations, by Object of Expenditures  
(In Thousand Pesos)

Current Operating Expenditures

Personnel Services

Civilian Personnel

Permanent Positions

|              |               |
|--------------|---------------|
| Basic Salary | <u>32,274</u> |
|--------------|---------------|

|                           |               |
|---------------------------|---------------|
| Total Permanent Positions | <u>32,274</u> |
|---------------------------|---------------|

Other Compensation Common to All

|                                     |           |
|-------------------------------------|-----------|
| Personnel Economic Relief Allowance | 1,560     |
| Representation Allowance            | 282       |
| Transportation Allowance            | 282       |
| Clothing and Uniform Allowance      | 390       |
| Mid-Year Bonus - Civilian           | 2,689     |
| Year End Bonus                      | 2,689     |
| Cash Gift                           | 325       |
| Productivity Enhancement Incentive  | 325       |
| Step Increment                      | <u>80</u> |

|  |              |
|--|--------------|
| Total Other Compensation Common to All | <u>8,622</u> |
|--|--------------|

Other Compensation for Specific Groups

|                                       |              |
|---------------------------------------|--------------|
| Magna Carta for Public Social Workers | <u>4,432</u> |
|---------------------------------------|--------------|

|  |              |
|--|--------------|
| Total Other Compensation for Specific Groups | <u>4,432</u> |
|--|--------------|

Other Benefits

|                          |     |
|--------------------------|-----|
| PAG-IBIG Contributions   | 78  |
| PhilHealth Contributions | 523 |

|   |         |
|---|---------|
| Employees Compensation Insurance Premiums             | 78      |
| Total Other Benefits                                  | 679     |
| Total Personnel Services                              | 46,007  |
| Maintenance and Other Operating Expenses              |         |
| Travelling Expenses                                   | 5,350   |
| Training and Scholarship Expenses                     | 17,158  |
| Supplies and Materials Expenses                       | 5,717   |
| Utility Expenses                                      | 640     |
| Communication Expenses                                | 3,290   |
| Awards/Rewards and Prizes                             | 350     |
| Confidential, Intelligence and Extraordinary Expenses |         |
| Extraordinary and Miscellaneous Expenses              | 136     |
| Professional Services                                 | 14,729  |
| General Services                                      | 2,235   |
| Repairs and Maintenance                               | 1,300   |
| Financial Assistance/Subsidy                          | 75,000  |
| Taxes, Insurance Premiums and Other Fees              | 300     |
| Other Maintenance and Operating Expenses              |         |
| Advertising Expenses                                  | 150     |
| Printing and Publication Expenses                     | 750     |
| Representation Expenses                               | 5,500   |
| Transportation and Delivery Expenses                  | 200     |
| Rent/Lease Expenses                                   | 3,180   |
| Subscription Expenses                                 | 1,211   |
| Other Maintenance and Operating Expenses              | 2,530   |
| Total Maintenance and Other Operating Expenses        | 139,726 |
| Total Current Operating Expenditures                  | 185,733 |
| Capital Outlays                                       |         |
| Property, Plant and Equipment Outlay                  |         |
| Machinery and Equipment Outlay                        | 1,093   |
| Total Capital Outlays                                 | 1,093   |
| TOTAL NEW APPROPRIATIONS                              | 186,826 |

**E. NATIONAL ANTI-POVERTY COMMISSION**

For general administration and support, and operations, including locally-funded project(s) as indicated hereunder . . . . . P 288,837,000

**New Appropriations, by Program**

| <u>Current Operating Expenditures</u> |  |                 |       |
|---------------------------------------|--|-----------------|-------|
|                                       | Maintenance and<br>Other Operating<br>Expenses | Capital Outlays | Total |
| <u>Personnel Services</u>             |  |                 |       |

**PROGRAMS**



|   |   |                          |   |                           |   |                         |   |                           |
|---|---|--------------------------|---|---------------------------|---|-------------------------|---|---------------------------|
| General Administration and Support  | P | 24,408,000               | P | 31,828,000                | P | 1,740,000               | P | 57,976,000                |
| Operations  |   | <u>44,122,000</u>        |   | <u>186,739,000</u>        |   |                         |   | <u>230,861,000</u>        |
| <b>SOCIAL REFORM AND POVERTY ERADICATION<br/>COORDINATION AND OVERSIGHT PROGRAM</b> |   | <u>44,122,000</u>        |   | <u>186,739,000</u>        |   |                         |   | <u>230,861,000</u>        |
| <b>TOTAL NEW APPROPRIATIONS</b>   | P | <u><u>68,530,000</u></u> | P | <u><u>218,567,000</u></u> | P | <u><u>1,740,000</u></u> | P | <u><u>288,837,000</u></u> |

**Special Provision(s)**

1. **Reporting and Posting Requirements.** The submission of the quarterly reports on its financial and physical accomplishments shall be in accordance with Section 99 of the General Provisions of this Act.

2. **Appropriations for Activities or Projects.** The amounts appropriated herein shall be used specifically for the following activities or projects in the indicated amounts and conditions:

**New Appropriations, by Programs/Activities/Projects**

|   | <u>Current Operating Expenditures</u> |   |                        |                    |
|---|---------------------------------------|---|------------------------|--------------------|
|   | <u>Personnel Services</u>             | <u>Maintenance and<br/>Other Operating<br/>Expenses</u> | <u>Capital Outlays</u> | <u>Total</u>       |
| <b>PROGRAMS</b>   |                                       |   |                        |                    |
| General Administration and Support  |                                       |   |                        |                    |
| General Management and Supervision  | P                                     | P   | P                      | P                  |
|   | <u>24,408,000</u>                     | <u>31,828,000</u>                                       | <u>1,740,000</u>       | <u>57,976,000</u>  |
| Sub-total, General Administration and Support   | <u>24,408,000</u>                     | <u>31,828,000</u>                                       | <u>1,740,000</u>       | <u>57,976,000</u>  |
| Operations  |                                       |   |                        |                    |
| People-responsive anti-poverty government<br>policies and programs institutionalized  | <u>44,122,000</u>                     | <u>186,739,000</u>                                      |                        | <u>230,861,000</u> |
| <b>SOCIAL REFORM AND POVERTY ERADICATION<br/>COORDINATION AND OVERSIGHT PROGRAM</b>   | <u>44,122,000</u>                     | <u>186,739,000</u>                                      |                        | <u>230,861,000</u> |
| <b>POLICY, PLAN AND PROGRAM ADVISORY, COORDINATION,<br/>DEVELOPMENT, REVIEW AND ADVOCACY SUB-PROGRAM</b>                                    | <u>25,120,000</u>                     | <u>95,235,000</u>                                       |                        | <u>120,355,000</u> |
| Formulation, prototyping and monitoring of<br>policies, plans and programs and inter-agency<br>and inter-stakeholder coordination platforms | 25,120,000                            | 36,803,000  |                        | 61,923,000         |
| Provision of information and advocacy support   |                                       | 8,432,000   |                        | 8,432,000          |
| <b>Project(s)</b>   |                                       |   |                        |                    |
| Locally-Funded Project(s)   |                                       | <u>50,000,000</u>                                       |                        | <u>50,000,000</u>  |
| National Poverty Reduction Program (NPRP)<br>Monitoring and Evaluation  |                                       | <u>50,000,000</u>                                       |                        | <u>50,000,000</u>  |
| <b>BASIC SECTOR PARTNERSHIP AND PARTICIPATORY<br/>PLATFORMS DEVELOPMENT AND MAINTENANCE SUB-PROGRAM</b>                                     | <u>19,002,000</u>                     | <u>91,504,000</u>                                       |                        | <u>110,506,000</u> |

|   |                            |                             |                             |
|---|----------------------------|-----------------------------|-----------------------------|
| Support to consultative and convergence platforms | <u>19,002,000</u>          | <u>91,504,000</u>           | <u>110,506,000</u>          |
| Sub-total, Operations                             | <u>44,122,000</u>          | <u>186,739,000</u>          | <u>230,861,000</u>          |
| <b>TOTAL NEW APPROPRIATIONS</b>                   | <b>P <u>68,530,000</u></b> | <b>P <u>218,567,000</u></b> | <b>P <u>1,740,000</u></b>   |
|   |                            |                             | <b>P <u>288,837,000</u></b> |

New Appropriations, by Object of Expenditures

(In Thousand Pesos)

## Current Operating Expenditures

## Personnel Services

## Civilian Personnel

## Permanent Positions

|              |               |
|--------------|---------------|
| Basic Salary | <u>38,736</u> |
|--------------|---------------|

|                           |               |
|---------------------------|---------------|
| Total Permanent Positions | <u>38,736</u> |
|---------------------------|---------------|

## Other Compensation Common to All

|                                     |           |
|-------------------------------------|-----------|
| Personnel Economic Relief Allowance | 1,080     |
| Representation Allowance            | 918       |
| Transportation Allowance            | 918       |
| Clothing and Uniform Allowance      | 270       |
| Mid-Year Bonus - Civilian           | 3,228     |
| Year End Bonus                      | 3,228     |
| Cash Gift                           | 225       |
| Per Diems                           | 17,520    |
| Productivity Enhancement Incentive  | 225       |
| Step Increment                      | <u>97</u> |

|  |               |
|--|---------------|
| Total Other Compensation Common to All | <u>27,709</u> |
|--|---------------|

## Other Compensation for Specific Groups

|   |              |
|---|--------------|
| RATA of Sectoral/Alternate Sectoral Representatives | <u>1,482</u> |
|---|--------------|

|  |              |
|--|--------------|
| Total Other Compensation for Specific Groups | <u>1,482</u> |
|--|--------------|

## Other Benefits

|   |           |
|---|-----------|
| PAG-IBIG Contributions                    | 54        |
| PhilHealth Contributions                  | 495       |
| Employees Compensation Insurance Premiums | <u>54</u> |

|                      |            |
|----------------------|------------|
| Total Other Benefits | <u>603</u> |
|----------------------|------------|

|                          |               |
|--------------------------|---------------|
| Total Personnel Services | <u>68,530</u> |
|--------------------------|---------------|

## Maintenance and Other Operating Expenses

|                                   |        |
|-----------------------------------|--------|
| Travelling Expenses               | 20,701 |
| Training and Scholarship Expenses | 10,000 |
| Supplies and Materials Expenses   | 10,887 |

|   |                |
|---|----------------|
| Utility Expenses                                      | 3,342          |
| Communication Expenses                                | 9,439          |
| Confidential, Intelligence and Extraordinary Expenses |                |
| Extraordinary and Miscellaneous Expenses              | 750            |
| Professional Services                                 | 142,294        |
| General Services                                      | 3,145          |
| Repairs and Maintenance                               | 730            |
| Taxes, Insurance Premiums and Other Fees              | 180            |
| Other Maintenance and Operating Expenses              |                |
| Printing and Publication Expenses                     | 889            |
| Representation Expenses                               | 11,788         |
| Rent/Lease Expenses                                   | 4,196          |
| Subscription Expenses                                 | 35             |
| Other Maintenance and Operating Expenses              | 191            |
| Total Maintenance and Other Operating Expenses        | 218,567        |
| Total Current Operating Expenditures                  | 287,097        |
| Capital Outlays                                       |                |
| Property, Plant and Equipment Outlay                  |                |
| Machinery and Equipment Outlay                        | 1,740          |
| Total Capital Outlays                                 | 1,740          |
| <b>TOTAL NEW APPROPRIATIONS</b>                       | <b>288,837</b> |

**F. NATIONAL COMMISSION ON INDIGENOUS PEOPLES**

For general administration and support, support to operations, and operations, as indicated hereunder . . . . . P 1,432,402,000

**New Appropriations, by Program**

|  | Current Operating Expenditures |  |                      |                        |
|--|--------------------------------|--|----------------------|------------------------|
|  | Personnel Services             | Maintenance and Other Operating Expenses | Capital Outlays      | Total                  |
| <b>PROGRAMS</b>  |                                |  |                      |                        |
| General Administration and Support                                   | P 217,773,000                  | P 89,198,000                             | P 93,785,000         | P 400,756,000          |
| Support to Operations  | 219,347,000                    | 27,300,000                               | 16,240,000           | 262,887,000            |
| Operations   | <u>392,688,000</u>             | <u>376,071,000</u>                       |                      | <u>768,759,000</u>     |
| ANCESTRAL DOMAIN/LAND SECURITY AND DEVELOPMENT PROGRAM               | 102,934,000                    | 82,126,000                               |                      | 185,060,000            |
| HUMAN, SOCIO-ECONOMIC AND ECOLOGY DEVELOPMENT AND PROTECTION PROGRAM | 181,130,000                    | 207,003,000                              |                      | 388,133,000            |
| INDIGENOUS PEOPLES RIGHTS PROTECTION PROGRAM                         | <u>108,624,000</u>             | <u>86,942,000</u>                        |                      | <u>195,566,000</u>     |
| <b>TOTAL NEW APPROPRIATIONS</b>                                      | <u>P 829,808,000</u>           | <u>P 492,569,000</u>                     | <u>P 110,025,000</u> | <u>P 1,432,402,000</u> |

**Special Provision(s)**

1. **PAyapa at MAsaganang PamayaNAn Program.** The amount of Ninety Four Million Eight Hundred Seventy One Thousand Pesos (P94,871,000) appropriated herein for the PAyapa at MAsaganang PamayaNAn (PAMANA) Program shall be used exclusively to implement projects in conflict-affected areas already identified by OPAPP.

Release of funds shall be subject to the submission of a Special Budget pursuant to Section 35, Chapter 5, Book VI of E.O. No. 292.

2. **Climate-Resilient Livelihood for Indigenous Peoples.** The National Commission on Indigenous Peoples (NCIP), under an integrated climate adaptation and resilience approach, shall develop and implement climate-resilient livelihood programs and projects for indigenous peoples, including sustainable bamboo propagation and processing, traditional weaving, and handicraft-making.

3. **Reporting and Posting Requirements.** The submission of the quarterly reports on its financial and physical accomplishments shall be in accordance with Section 99 of the General Provisions of this Act.

4. **Appropriations for Activities or Projects.** The amounts appropriated herein shall be used specifically for the following activities or projects in the indicated amounts and conditions:

**New Appropriations, by Programs/Activities/Projects**

|  | Current Operating Expenditures |  |                 |               |
|--|--------------------------------|--|-----------------|---------------|
|  | Personnel Services             | Maintenance and Other Operating Expenses | Capital Outlays | Total         |
| <b>PROGRAMS</b>                        |                                |  |                 |               |
| General Administration and Support     |                                |  |                 |               |
| General Management and Supervision     | P 212,603,000                  | P 89,198,000                             | P 93,785,000    | P 395,586,000 |
| National Capital Region (NCR)          | 67,358,000                     | 34,280,000                               |                 | 101,638,000   |
| Central Office                         | 67,358,000                     | 34,280,000                               |                 | 101,638,000   |
| Region I - Ilocos                      | 10,926,000                     | 3,832,000                                |                 | 14,758,000    |
| Regional Office - I                    | 10,926,000                     | 3,832,000                                |                 | 14,758,000    |
| Cordillera Administrative Region (CAR) | 18,179,000                     | 5,363,000                                |                 | 23,542,000    |
| Regional Office - CAR                  | 18,179,000                     | 5,363,000                                |                 | 23,542,000    |
| Region II - Cagayan Valley             | 12,657,000                     | 4,776,000                                |                 | 17,433,000    |
| Regional Office - II                   | 12,657,000                     | 4,776,000                                |                 | 17,433,000    |
| Region III - Central Luzon             | 14,971,000                     | 4,875,000                                |                 | 19,846,000    |
| Regional Office - III                  | 14,971,000                     | 4,875,000                                |                 | 19,846,000    |
| Region IVA - CALABARZON                | 6,228,000                      | 2,808,000                                |                 | 9,036,000     |
| Regional Office - IVA                  | 6,228,000                      | 2,808,000                                |                 | 9,036,000     |
| Region IVB - MIMAROPA                  | 20,000                         | 1,705,000                                |                 | 1,725,000     |
| Regional Office - IVB                  | 20,000                         | 1,705,000                                |                 | 1,725,000     |
| Region V - Bicol                       | 9,713,000                      | 3,528,000                                | 2,300,000       | 15,541,000    |
| Regional Office - V                    | 9,713,000                      | 3,528,000                                | 2,300,000       | 15,541,000    |

|  |                   |                  |                   |                   |
|--|-------------------|------------------|-------------------|-------------------|
| Region VI - Western Visayas            | <u>6,573,000</u>  | <u>5,232,000</u> | <u>10,000,000</u> | <u>21,805,000</u> |
| Regional Office - VI                   | 6,573,000         | 5,232,000        | 10,000,000        | 21,805,000        |
| Region VII - Central Visayas           | <u>2,216,000</u>  | <u>45,000</u>    |                   | <u>2,261,000</u>  |
| Regional Office - VII                  | 2,216,000         | 45,000           |                   | 2,261,000         |
| Region IX - Zamboanga Peninsula        | <u>10,811,000</u> | <u>3,496,000</u> |                   | <u>14,307,000</u> |
| Regional Office - IX                   | 10,811,000        | 3,496,000        |                   | 14,307,000        |
| Region X - Northern Mindanao           | <u>11,582,000</u> | <u>4,569,000</u> | <u>2,300,000</u>  | <u>18,451,000</u> |
| Regional Office - X                    | 11,582,000        | 4,569,000        | 2,300,000         | 18,451,000        |
| Region XI - Davao                      | <u>14,573,000</u> | <u>6,220,000</u> | <u>79,185,000</u> | <u>99,978,000</u> |
| Regional Office - XI                   | 14,573,000        | 6,220,000        | 79,185,000        | 99,978,000        |
| Region XII - SOCCSKSARGEN              | <u>14,037,000</u> | <u>4,678,000</u> |                   | <u>18,715,000</u> |
| Regional Office - XII                  | 14,037,000        | 4,678,000        |                   | 18,715,000        |
| Region XIII - Caraga                   | <u>12,759,000</u> | <u>3,791,000</u> |                   | <u>16,550,000</u> |
| Regional Office - XIII                 | 12,759,000        | 3,791,000        |                   | 16,550,000        |
| Administration of Personnel Benefits   | <u>5,170,000</u>  |                  |                   | <u>5,170,000</u>  |
| National Capital Region (NCR)          | <u>598,000</u>    |                  |                   | <u>598,000</u>    |
| Central Office                         | 598,000           |                  |                   | 598,000           |
| Region I - Ilocos                      | <u>745,000</u>    |                  |                   | <u>745,000</u>    |
| Regional Office - I                    | 745,000           |                  |                   | 745,000           |
| Cordillera Administrative Region (CAR) | <u>322,000</u>    |                  |                   | <u>322,000</u>    |
| Regional Office - CAR                  | 322,000           |                  |                   | 322,000           |
| Region II - Cagayan Valley             | <u>88,000</u>     |                  |                   | <u>88,000</u>     |
| Regional Office - II                   | 88,000            |                  |                   | 88,000            |
| Region III - Central Luzon             | <u>1,518,000</u>  |                  |                   | <u>1,518,000</u>  |
| Regional Office - III                  | 1,518,000         |                  |                   | 1,518,000         |
| Region IVA - CALABARZON                | <u>140,000</u>    |                  |                   | <u>140,000</u>    |
| Regional Office - IVA                  | 140,000           |                  |                   | 140,000           |
| Region XI - Davao                      | <u>191,000</u>    |                  |                   | <u>191,000</u>    |
| Regional Office - XI                   | 191,000           |                  |                   | 191,000           |

|   |                    |                   |                   |                    |
|---|--------------------|-------------------|-------------------|--------------------|
| Region XII - SOCCSKSARGEN   | <u>948,000</u>     |                   |                   | <u>948,000</u>     |
| Regional Office - XII   | 948,000            |                   |                   | 948,000            |
| Region XIII - Caraga  | <u>620,000</u>     |                   |                   | <u>620,000</u>     |
| Regional Office - XIII  | <u>620,000</u>     |                   |                   | <u>620,000</u>     |
| Sub-total, General Administration and Support                             | <u>217,773,000</u> | <u>89,198,000</u> | <u>93,785,000</u> | <u>400,756,000</u> |
| Support to Operations   |                    |                   |                   |                    |
| Policy formulation, planning and coordination<br>of programs and projects | <u>219,347,000</u> | <u>27,300,000</u> | <u>16,240,000</u> | <u>262,887,000</u> |
| National Capital Region (NCR)   | <u>48,061,000</u>  | <u>27,268,000</u> | <u>16,240,000</u> | <u>91,569,000</u>  |
| Central Office  | 48,061,000         | 27,268,000        | 16,240,000        | 91,569,000         |
| Region I - Ilocos   | <u>13,643,000</u>  |                   |                   | <u>13,643,000</u>  |
| Regional Office - I   | 13,643,000         |                   |                   | 13,643,000         |
| Cordillera Administrative Region (CAR)                                    | <u>28,557,000</u>  |                   |                   | <u>28,557,000</u>  |
| Regional Office - CAR   | 28,557,000         |                   |                   | 28,557,000         |
| Region II - Cagayan Valley  | <u>10,970,000</u>  |                   |                   | <u>10,970,000</u>  |
| Regional Office - II  | 10,970,000         |                   |                   | 10,970,000         |
| Region III - Central Luzon  | <u>17,556,000</u>  |                   |                   | <u>17,556,000</u>  |
| Regional Office - III   | 17,556,000         |                   |                   | 17,556,000         |
| Region IVA - CALABARZON   | <u>7,380,000</u>   |                   |                   | <u>7,380,000</u>   |
| Regional Office - IVA   | 7,380,000          |                   |                   | 7,380,000          |
| Region V - Bicol  | <u>10,616,000</u>  |                   |                   | <u>10,616,000</u>  |
| Regional Office - V   | 10,616,000         |                   |                   | 10,616,000         |
| Region VI - Western Visayas   | <u>4,645,000</u>   | <u>5,000</u>      |                   | <u>4,650,000</u>   |
| Regional Office - VI  | 4,645,000          | 5,000             |                   | 4,650,000          |
| Region VII - Central Visayas  | <u>4,609,000</u>   |                   |                   | <u>4,609,000</u>   |
| Regional Office - VII   | 4,609,000          |                   |                   | 4,609,000          |
| Region IX - Zamboanga Peninsula   | <u>13,688,000</u>  |                   |                   | <u>13,688,000</u>  |
| Regional Office - IX  | 13,688,000         |                   |                   | 13,688,000         |
| Region X - Northern Mindanao  | <u>15,411,000</u>  | <u>27,000</u>     |                   | <u>15,438,000</u>  |
| Regional Office - X   | 15,411,000         | 27,000            |                   | 15,438,000         |

|  |                    |                    |                    |
|--|--------------------|--------------------|--------------------|
| Region XI - Davao  | <u>18,397,000</u>  |                    | <u>18,397,000</u>  |
| Regional Office - XI   | 18,397,000         |                    | 18,397,000         |
| Region XII - SOCCSKSARGEN  | <u>13,469,000</u>  |                    | <u>13,469,000</u>  |
| Regional Office - XII  | 13,469,000         |                    | 13,469,000         |
| Region XIII - Caraga   | <u>12,345,000</u>  |                    | <u>12,345,000</u>  |
| Regional Office - XIII   | <u>12,345,000</u>  |                    | <u>12,345,000</u>  |
| Sub-total, Support to Operations   | <u>219,347,000</u> | <u>27,300,000</u>  | <u>16,240,000</u>  |
| Operations   |                    |                    |                    |
| Indigenous Cultural Communities/Indigenous Peoples (ICCs/IPs) rights ensured | <u>392,688,000</u> | <u>376,071,000</u> | <u>768,759,000</u> |
| ANCESTRAL DOMAIN/LAND SECURITY AND DEVELOPMENT PROGRAM                       | <u>102,934,000</u> | <u>82,126,000</u>  | <u>185,060,000</u> |
| Ancestral Domain/Land Recognition  | <u>33,594,000</u>  | <u>65,403,000</u>  | <u>98,997,000</u>  |
| National Capital Region (NCR)  |                    | <u>2,739,000</u>   | <u>2,739,000</u>   |
| Central Office   |                    | 2,739,000          | 2,739,000          |
| Region I - Ilocos  | <u>2,415,000</u>   | <u>1,422,000</u>   | <u>3,837,000</u>   |
| Regional Office - I  | 2,415,000          | 1,422,000          | 3,837,000          |
| Cordillera Administrative Region (CAR)                                       | <u>5,520,000</u>   | <u>16,059,000</u>  | <u>21,579,000</u>  |
| Regional Office - CAR  | 5,520,000          | 16,059,000         | 21,579,000         |
| Region II - Cagayan Valley   | <u>3,191,000</u>   | <u>3,614,000</u>   | <u>6,805,000</u>   |
| Regional Office - II   | 3,191,000          | 3,614,000          | 6,805,000          |
| Region III - Central Luzon   | <u>3,036,000</u>   | <u>1,795,000</u>   | <u>4,831,000</u>   |
| Regional Office - III  | 3,036,000          | 1,795,000          | 4,831,000          |
| Region IVA - CALABARZON  | <u>1,343,000</u>   | <u>750,000</u>     | <u>2,093,000</u>   |
| Regional Office - IVA  | 1,343,000          | 750,000            | 2,093,000          |
| Region IVB - MIMAROPA  |                    | <u>1,213,000</u>   | <u>1,213,000</u>   |
| Regional Office - IVB  |                    | 1,213,000          | 1,213,000          |
| Region V - Bicol   | <u>2,026,000</u>   | <u>500,000</u>     | <u>2,526,000</u>   |
| Regional Office - V  | 2,026,000          | 500,000            | 2,526,000          |
| Region VI - Western Visayas  | <u>764,000</u>     | <u>4,874,000</u>   | <u>5,638,000</u>   |
| Regional Office - VI   | 764,000            | 4,874,000          | 5,638,000          |

|   |            |            |            |
|---|------------|------------|------------|
| Region VII - Central Visayas  |            | 796,000    | 796,000    |
| Regional Office - VII   |            | 796,000    | 796,000    |
| Region IX - Zamboanga Peninsula   | 1,625,000  | 12,243,000 | 13,868,000 |
| Regional Office - IX  | 1,625,000  | 12,243,000 | 13,868,000 |
| Region X - Northern Mindanao  | 3,677,000  | 7,861,000  | 11,538,000 |
| Regional Office - X   | 3,677,000  | 7,861,000  | 11,538,000 |
| Region XI - Davao   | 3,811,000  | 7,403,000  | 11,214,000 |
| Regional Office - XI  | 3,811,000  | 7,403,000  | 11,214,000 |
| Region XII - SOCCSKSARGEN   | 2,608,000  | 3,142,000  | 5,750,000  |
| Regional Office - XII   | 2,608,000  | 3,142,000  | 5,750,000  |
| Region XIII - Caraga  | 3,578,000  | 992,000    | 4,570,000  |
| Regional Office - XIII  | 3,578,000  | 992,000    | 4,570,000  |
| Assistance to Ancestral Domain<br>Sustainable Development and Protection<br>Plan (ADSDPP) Formulation | 69,340,000 | 16,723,000 | 86,063,000 |
| National Capital Region (NCR)   |            | 1,000,000  | 1,000,000  |
| Central Office  |            | 1,000,000  | 1,000,000  |
| Region I - Ilocos   | 2,474,000  | 1,000,000  | 3,474,000  |
| Regional Office - I   | 2,474,000  | 1,000,000  | 3,474,000  |
| Cordillera Administrative Region (CAR)  | 7,898,000  | 1,703,000  | 9,601,000  |
| Regional Office - CAR   | 7,898,000  | 1,703,000  | 9,601,000  |
| Region II - Cagayan Valley  | 3,780,000  | 1,318,000  | 5,098,000  |
| Regional Office - II  | 3,780,000  | 1,318,000  | 5,098,000  |
| Region III - Central Luzon  | 3,292,000  | 1,400,000  | 4,692,000  |
| Regional Office - III   | 3,292,000  | 1,400,000  | 4,692,000  |
| Region IVA - CALABARZON   | 435,000    | 400,000    | 835,000    |
| Regional Office - IVA   | 435,000    | 400,000    | 835,000    |
| Region IVB - MIMAROPA   | 29,857,000 | 755,000    | 30,612,000 |
| Regional Office - IVB   | 29,857,000 | 755,000    | 30,612,000 |
| Region V - Bicol  | 1,947,000  | 700,000    | 2,647,000  |
| Regional Office - V   | 1,947,000  | 700,000    | 2,647,000  |



|   |                    |                    |                    |
|---|--------------------|--------------------|--------------------|
| Region VI - Western Visayas   | <u>403,000</u>     | <u>800,000</u>     | <u>1,203,000</u>   |
| Regional Office - VI  | 403,000            | 800,000            | 1,203,000          |
| Region VII - Central Visayas  | <u>1,291,000</u>   |                    | <u>1,291,000</u>   |
| Regional Office - VII   | 1,291,000          |                    | 1,291,000          |
| Region IX - Zamboanga Peninsula   | <u>2,432,000</u>   | <u>822,000</u>     | <u>3,254,000</u>   |
| Regional Office - IX  | 2,432,000          | 822,000            | 3,254,000          |
| Region X - Northern Mindanao  | <u>2,873,000</u>   | <u>1,000,000</u>   | <u>3,873,000</u>   |
| Regional Office - X   | 2,873,000          | 1,000,000          | 3,873,000          |
| Region XI - Davao   | <u>8,058,000</u>   | <u>1,663,000</u>   | <u>9,721,000</u>   |
| Regional Office - XI  | 8,058,000          | 1,663,000          | 9,721,000          |
| Region XII - SOCCSKSARGEN   | <u>1,652,000</u>   | <u>1,517,000</u>   | <u>3,169,000</u>   |
| Regional Office - XII   | 1,652,000          | 1,517,000          | 3,169,000          |
| Region XIII - Caraga  | <u>2,948,000</u>   | <u>2,645,000</u>   | <u>5,593,000</u>   |
| Regional Office - XIII  | 2,948,000          | 2,645,000          | 5,593,000          |
| <b>HUMAN SOCIO-ECONOMIC AND ECOLOGY<br/>DEVELOPMENT AND PROTECTION PROGRAM</b>  | <u>181,130,000</u> | <u>207,003,000</u> | <u>388,133,000</u> |
| Culturally-appropriate/responsive and<br>Gender-sensitive Socio-economic and<br>Ecology Development and Protection Services | <u>6,174,000</u>   | <u>29,598,000</u>  | <u>35,772,000</u>  |
| National Capital Region (NCR)   |                    | <u>1,994,000</u>   | <u>1,994,000</u>   |
| Central Office  |                    | 1,994,000          | 1,994,000          |
| Region I - Ilocos   | <u>581,000</u>     | <u>1,548,000</u>   | <u>2,129,000</u>   |
| Regional Office - I   | 581,000            | 1,548,000          | 2,129,000          |
| Cordillera Administrative Region (CAR)  | <u>581,000</u>     | <u>3,120,000</u>   | <u>3,701,000</u>   |
| Regional Office - CAR   | 581,000            | 3,120,000          | 3,701,000          |
| Region II - Cagayan Valley  | <u>581,000</u>     | <u>2,207,000</u>   | <u>2,788,000</u>   |
| Regional Office - II  | 581,000            | 2,207,000          | 2,788,000          |
| Region III - Central Luzon  | <u>541,000</u>     | <u>945,000</u>     | <u>1,486,000</u>   |
| Regional Office - III   | 541,000            | 945,000            | 1,486,000          |
| Region IVA - CALABARZON   |                    | <u>981,000</u>     | <u>981,000</u>     |
| Regional Office - IVA   |                    | 981,000            | 981,000            |

|  |                   |                    |                    |
|--|-------------------|--------------------|--------------------|
| Region IVB - MIMAROPA                  |                   | <u>1,000,000</u>   | <u>1,000,000</u>   |
| Regional Office - IVB                  |                   | 1,000,000          | 1,000,000          |
| Region V - Bicol                       | <u>553,000</u>    | <u>1,331,000</u>   | <u>1,884,000</u>   |
| Regional Office - V                    | 553,000           | 1,331,000          | 1,884,000          |
| Region VI - Western Visayas            | <u>581,000</u>    | <u>650,000</u>     | <u>1,231,000</u>   |
| Regional Office - VI                   | 581,000           | 650,000            | 1,231,000          |
| Region VII - Central Visayas           |                   | <u>150,000</u>     | <u>150,000</u>     |
| Regional Office - VII                  |                   | 150,000            | 150,000            |
| Region IX - Zamboanga Peninsula        | <u>546,000</u>    | <u>1,000,000</u>   | <u>1,546,000</u>   |
| Regional Office - IX                   | 546,000           | 1,000,000          | 1,546,000          |
| Region X - Northern Mindanao           | <u>546,000</u>    | <u>2,340,000</u>   | <u>2,886,000</u>   |
| Regional Office - X                    | 546,000           | 2,340,000          | 2,886,000          |
| Region XI - Davao                      | <u>558,000</u>    | <u>2,903,000</u>   | <u>3,461,000</u>   |
| Regional Office - XI                   | 558,000           | 2,903,000          | 3,461,000          |
| Region XII - SOCCSKSARGEN              | <u>553,000</u>    | <u>2,539,000</u>   | <u>3,092,000</u>   |
| Regional Office - XII                  | 553,000           | 2,539,000          | 3,092,000          |
| Region XIII - Caraga                   | <u>553,000</u>    | <u>6,890,000</u>   | <u>7,443,000</u>   |
| Regional Office - XIII                 | 553,000           | 6,890,000          | 7,443,000          |
| IP Education and Advocacy Services     | <u>20,649,000</u> | <u>168,878,000</u> | <u>189,527,000</u> |
| National Capital Region (NCR)          |                   | <u>3,598,000</u>   | <u>3,598,000</u>   |
| Central Office                         |                   | 3,598,000          | 3,598,000          |
| Region I - Ilocos                      | <u>1,531,000</u>  | <u>17,853,000</u>  | <u>19,384,000</u>  |
| Regional Office - I                    | 1,531,000         | 17,853,000         | 19,384,000         |
| Cordillera Administrative Region (CAR) | <u>2,798,000</u>  | <u>27,667,000</u>  | <u>30,465,000</u>  |
| Regional Office - CAR                  | 2,798,000         | 27,667,000         | 30,465,000         |
| Region II - Cagayan Valley             | <u>1,836,000</u>  | <u>15,134,000</u>  | <u>16,970,000</u>  |
| Regional Office - II                   | 1,836,000         | 15,134,000         | 16,970,000         |
| Region III - Central Luzon             | <u>2,201,000</u>  | <u>4,412,000</u>   | <u>6,613,000</u>   |
| Regional Office - III                  | 2,201,000         | 4,412,000          | 6,613,000          |

|  |            |            |            |
|--|------------|------------|------------|
| Region IVA - CALABARZON                | 878,000    | 1,550,000  | 2,428,000  |
| Regional Office - IVA                  | 878,000    | 1,550,000  | 2,428,000  |
| Region IVB - MIMAROPA                  |            | 7,991,000  | 7,991,000  |
| Regional Office - IVB                  |            | 7,991,000  | 7,991,000  |
| Region V - Bicol                       | 883,000    | 3,338,000  | 4,221,000  |
| Regional Office - V                    | 883,000    | 3,338,000  | 4,221,000  |
| Region VI - Western Visayas            | 581,000    | 4,511,000  | 5,092,000  |
| Regional Office - VI                   | 581,000    | 4,511,000  | 5,092,000  |
| Region VII - Central Visayas           | 315,000    | 2,263,000  | 2,578,000  |
| Regional Office - VII                  | 315,000    | 2,263,000  | 2,578,000  |
| Region IX - Zamboanga Peninsula        | 1,512,000  | 35,283,000 | 36,795,000 |
| Regional Office - IX                   | 1,512,000  | 35,283,000 | 36,795,000 |
| Region X - Northern Mindanao           | 1,847,000  | 8,287,000  | 10,134,000 |
| Regional Office - X                    | 1,847,000  | 8,287,000  | 10,134,000 |
| Region XI - Davao                      | 2,953,000  | 21,775,000 | 24,728,000 |
| Regional Office - XI                   | 2,953,000  | 21,775,000 | 24,728,000 |
| Region XII - SOCCSKSARGEN              | 1,505,000  | 7,380,000  | 8,885,000  |
| Regional Office - XII                  | 1,505,000  | 7,380,000  | 8,885,000  |
| Region XIII - Caraga                   | 1,809,000  | 7,836,000  | 9,645,000  |
| Regional Office - XIII                 | 1,809,000  | 7,836,000  | 9,645,000  |
| IP Culture Services                    | 29,659,000 | 4,712,000  | 34,371,000 |
| National Capital Region (NCR)          |            | 2,281,000  | 2,281,000  |
| Central Office                         |            | 2,281,000  | 2,281,000  |
| Region I - Ilocos                      | 1,925,000  | 321,000    | 2,246,000  |
| Regional Office - I                    | 1,925,000  | 321,000    | 2,246,000  |
| Cordillera Administrative Region (CAR) | 6,041,000  | 438,000    | 6,479,000  |
| Regional Office - CAR                  | 6,041,000  | 438,000    | 6,479,000  |
| Region II - Cagayan Valley             | 3,200,000  | 317,000    | 3,517,000  |
| Regional Office - II                   | 3,200,000  | 317,000    | 3,517,000  |

|  |             |           |             |
|--|-------------|-----------|-------------|
| Region III - Central Luzon             | 2,889,000   | 128,000   | 3,017,000   |
| Regional Office - III                  | 2,889,000   | 128,000   | 3,017,000   |
| Region IVA - CALABARZON                | 330,000     | 50,000    | 380,000     |
| Regional Office - IVA                  | 330,000     | 50,000    | 380,000     |
| Region IVB - MIMAROPA                  |             | 71,000    | 71,000      |
| Regional Office - IVB                  |             | 71,000    | 71,000      |
| Region V - Bicol                       | 955,000     | 52,000    | 1,007,000   |
| Regional Office - V                    | 955,000     | 52,000    | 1,007,000   |
| Region VI - Western Visayas            | 313,000     |           | 313,000     |
| Regional Office - VI                   | 313,000     |           | 313,000     |
| Region VII - Central Visayas           | 642,000     | 162,000   | 804,000     |
| Regional Office - VII                  | 642,000     | 162,000   | 804,000     |
| Region IX - Zamboanga Peninsula        | 2,542,000   | 96,000    | 2,638,000   |
| Regional Office - IX                   | 2,542,000   | 96,000    | 2,638,000   |
| Region X - Northern Mindanao           | 2,536,000   | 218,000   | 2,754,000   |
| Regional Office - X                    | 2,536,000   | 218,000   | 2,754,000   |
| Region XI - Davao                      | 2,884,000   | 252,000   | 3,136,000   |
| Regional Office - XI                   | 2,884,000   | 252,000   | 3,136,000   |
| Region XII - SOCCSKSARGEN              | 2,832,000   | 166,000   | 2,998,000   |
| Regional Office - XII                  | 2,832,000   | 166,000   | 2,998,000   |
| Region XIII - Caraga                   | 2,570,000   | 160,000   | 2,730,000   |
| Regional Office - XIII                 | 2,570,000   | 160,000   | 2,730,000   |
| IP Health Services                     | 124,648,000 | 3,815,000 | 128,463,000 |
| National Capital Region (NCR)          |             | 327,000   | 327,000     |
| Central Office                         |             | 327,000   | 327,000     |
| Region I - Ilocos                      | 9,541,000   | 350,000   | 9,891,000   |
| Regional Office - I                    | 9,541,000   | 350,000   | 9,891,000   |
| Cordillera Administrative Region (CAR) | 22,463,000  | 565,000   | 23,028,000  |
| Regional Office - CAR                  | 22,463,000  | 565,000   | 23,028,000  |

|   |                    |                   |                    |
|---|--------------------|-------------------|--------------------|
| Region II - Cagayan Valley                      | <u>11,870,000</u>  | <u>345,000</u>    | <u>12,215,000</u>  |
| Regional Office - II                            | 11,870,000         | 345,000           | 12,215,000         |
| Region III - Central Luzon                      | <u>13,210,000</u>  | <u>134,000</u>    | <u>13,344,000</u>  |
| Regional Office - III                           | 13,210,000         | 134,000           | 13,344,000         |
| Region IVA - CALABARZON                         | <u>4,031,000</u>   | <u>100,000</u>    | <u>4,131,000</u>   |
| Regional Office - IVA                           | 4,031,000          | 100,000           | 4,131,000          |
| Region IVB - MIMAROPA                           |                    | <u>82,000</u>     | <u>82,000</u>      |
| Regional Office - IVB                           |                    | 82,000            | 82,000             |
| Region V - Bicol                                | <u>6,550,000</u>   | <u>100,000</u>    | <u>6,650,000</u>   |
| Regional Office - V                             | 6,550,000          | 100,000           | 6,650,000          |
| Region VI - Western Visayas                     | <u>3,954,000</u>   | <u>96,000</u>     | <u>4,050,000</u>   |
| Regional Office - VI                            | 3,954,000          | 96,000            | 4,050,000          |
| Region VII - Central Visayas                    | <u>1,989,000</u>   | <u>30,000</u>     | <u>2,019,000</u>   |
| Regional Office - VII                           | 1,989,000          | 30,000            | 2,019,000          |
| Region IX - Zamboanga Peninsula                 | <u>9,263,000</u>   | <u>103,000</u>    | <u>9,366,000</u>   |
| Regional Office - IX                            | 9,263,000          | 103,000           | 9,366,000          |
| Region X - Northern Mindanao                    | <u>10,428,000</u>  | <u>398,000</u>    | <u>10,826,000</u>  |
| Regional Office - X                             | 10,428,000         | 398,000           | 10,826,000         |
| Region XI - Davao                               | <u>12,071,000</u>  | <u>421,000</u>    | <u>12,492,000</u>  |
| Regional Office - XI                            | 12,071,000         | 421,000           | 12,492,000         |
| Region XII - SOCCSKSARGEN                       | <u>9,543,000</u>   | <u>180,000</u>    | <u>9,723,000</u>   |
| Regional Office - XII                           | 9,543,000          | 180,000           | 9,723,000          |
| Region XIII - Caraga                            | <u>9,735,000</u>   | <u>584,000</u>    | <u>10,319,000</u>  |
| Regional Office - XIII                          | 9,735,000          | 584,000           | 10,319,000         |
| INDIGENOUS PEOPLES RIGHTS<br>PROTECTION PROGRAM | <u>108,624,000</u> | <u>86,942,000</u> | <u>195,566,000</u> |
| Gender and Rights-based Services                | <u>33,563,000</u>  | <u>53,717,000</u> | <u>87,280,000</u>  |
| National Capital Region (NCR)                   |                    | <u>8,438,000</u>  | <u>8,438,000</u>   |
| Central Office                                  |                    | 8,438,000         | 8,438,000          |

|  |                   |                   |                   |
|--|-------------------|-------------------|-------------------|
| Region I - Ilocos  | <u>2,713,000</u>  | <u>1,866,000</u>  | <u>4,579,000</u>  |
| Regional Office - I  | 2,713,000         | 1,866,000         | 4,579,000         |
| Cordillera Administrative Region (CAR)                     | <u>5,722,000</u>  | <u>4,630,000</u>  | <u>10,352,000</u> |
| Regional Office - CAR                                      | 5,722,000         | 4,630,000         | 10,352,000        |
| Region II - Cagayan Valley                                 | <u>3,003,000</u>  | <u>2,012,000</u>  | <u>5,015,000</u>  |
| Regional Office - II                                       | 3,003,000         | 2,012,000         | 5,015,000         |
| Region III - Central Luzon                                 | <u>3,545,000</u>  | <u>2,089,000</u>  | <u>5,634,000</u>  |
| Regional Office - III                                      | 3,545,000         | 2,089,000         | 5,634,000         |
| Region IVA - CALABARZON                                    | <u>840,000</u>    | <u>4,503,000</u>  | <u>5,343,000</u>  |
| Regional Office - IVA                                      | 840,000           | 4,503,000         | 5,343,000         |
| Region IVB - MIMAROPA                                      |                   | <u>7,071,000</u>  | <u>7,071,000</u>  |
| Regional Office - IVB                                      |                   | 7,071,000         | 7,071,000         |
| Region V - Bicol   | <u>1,646,000</u>  | <u>796,000</u>    | <u>2,442,000</u>  |
| Regional Office - V  | 1,646,000         | 796,000           | 2,442,000         |
| Region VI - Western Visayas                                | <u>549,000</u>    | <u>2,810,000</u>  | <u>3,359,000</u>  |
| Regional Office - VI                                       | 549,000           | 2,810,000         | 3,359,000         |
| Region VII - Central Visayas                               | <u>1,100,000</u>  |                   | <u>1,100,000</u>  |
| Regional Office - VII                                      | 1,100,000         |                   | 1,100,000         |
| Region IX - Zamboanga Peninsula                            | <u>1,905,000</u>  | <u>2,677,000</u>  | <u>4,582,000</u>  |
| Regional Office - IX                                       | 1,905,000         | 2,677,000         | 4,582,000         |
| Region X - Northern Mindanao                               | <u>2,694,000</u>  | <u>5,840,000</u>  | <u>8,534,000</u>  |
| Regional Office - X  | 2,694,000         | 5,840,000         | 8,534,000         |
| Region XI - Davao  | <u>3,570,000</u>  | <u>6,208,000</u>  | <u>9,778,000</u>  |
| Regional Office - XI                                       | 3,570,000         | 6,208,000         | 9,778,000         |
| Region XII - SOCCSKSARGEN                                  | <u>2,992,000</u>  | <u>2,107,000</u>  | <u>5,099,000</u>  |
| Regional Office - XII                                      | 2,992,000         | 2,107,000         | 5,099,000         |
| Region XIII - Caraga                                       | <u>3,284,000</u>  | <u>2,670,000</u>  | <u>5,954,000</u>  |
| Regional Office - XIII                                     | 3,284,000         | 2,670,000         | 5,954,000         |
| IP Rights Advocacy and Monitoring<br>of Treaty Obligations | <u>18,927,000</u> | <u>27,183,000</u> | <u>46,110,000</u> |

|  |            |            |            |
|--|------------|------------|------------|
| National Capital Region (NCR)          | 5,344,000  | 25,249,000 | 30,593,000 |
| Central Office                         | 5,344,000  | 25,249,000 | 30,593,000 |
| Region I - Ilocos                      | 1,175,000  |            | 1,175,000  |
| Regional Office - I                    | 1,175,000  |            | 1,175,000  |
| Cordillera Administrative Region (CAR) |            | 250,000    | 250,000    |
| Regional Office - CAR                  |            | 250,000    | 250,000    |
| Region II - Cagayan Valley             | 1,156,000  |            | 1,156,000  |
| Regional Office - II                   | 1,156,000  |            | 1,156,000  |
| Region III - Central Luzon             | 1,175,000  | 148,000    | 1,323,000  |
| Regional Office - III                  | 1,175,000  | 148,000    | 1,323,000  |
| Region V - Bicol                       | 5,328,000  |            | 5,328,000  |
| Regional Office - V                    | 5,328,000  |            | 5,328,000  |
| Region VI - Western Visayas            | 1,209,000  |            | 1,209,000  |
| Regional Office - VI                   | 1,209,000  |            | 1,209,000  |
| Region X - Northern Mindanao           | 1,175,000  |            | 1,175,000  |
| Regional Office - X                    | 1,175,000  |            | 1,175,000  |
| Region XI - Davao                      | 1,209,000  | 36,000     | 1,245,000  |
| Regional Office - XI                   | 1,209,000  | 36,000     | 1,245,000  |
| Region XIII - Caraga                   | 1,156,000  | 1,500,000  | 2,656,000  |
| Regional Office - XIII                 | 1,156,000  | 1,500,000  | 2,656,000  |
| Legal Services                         | 35,411,000 | 3,066,000  | 38,477,000 |
| National Capital Region (NCR)          |            | 50,000     | 50,000     |
| Central Office                         |            | 50,000     | 50,000     |
| Region I - Ilocos                      | 3,614,000  | 296,000    | 3,910,000  |
| Regional Office - I                    | 3,614,000  | 296,000    | 3,910,000  |
| Cordillera Administrative Region (CAR) | 5,950,000  | 802,000    | 6,752,000  |
| Regional Office - CAR                  | 5,950,000  | 802,000    | 6,752,000  |
| Region II - Cagayan Valley             | 3,542,000  | 292,000    | 3,834,000  |
| Regional Office - II                   | 3,542,000  | 292,000    | 3,834,000  |

|  |            |           |            |
|--|------------|-----------|------------|
| Region III - Central Luzon             | 5,841,000  | 114,000   | 5,955,000  |
| Regional Office - III                  | 5,841,000  | 114,000   | 5,955,000  |
| Region IVA - CALABARZON                |            | 116,000   | 116,000    |
| Regional Office - IVA                  |            | 116,000   | 116,000    |
| Region IVB - MIMAROPA                  |            | 95,000    | 95,000     |
| Regional Office - IVB                  |            | 95,000    | 95,000     |
| Region V - Bicol                       |            | 68,000    | 68,000     |
| Regional Office - V                    |            | 68,000    | 68,000     |
| Region VI - Western Visayas            |            | 104,000   | 104,000    |
| Regional Office - VI                   |            | 104,000   | 104,000    |
| Region VII - Central Visayas           | 1,175,000  |           | 1,175,000  |
| Regional Office - VII                  | 1,175,000  |           | 1,175,000  |
| Region IX - Zamboanga Peninsula        | 3,594,000  | 83,000    | 3,677,000  |
| Regional Office - IX                   | 3,594,000  | 83,000    | 3,677,000  |
| Region X - Northern Mindanao           | 1,156,000  | 115,000   | 1,271,000  |
| Regional Office - X                    | 1,156,000  | 115,000   | 1,271,000  |
| Region XI - Davao                      | 4,682,000  | 324,000   | 5,006,000  |
| Regional Office - XI                   | 4,682,000  | 324,000   | 5,006,000  |
| Region XII - SOCCSKSARGEN              | 2,348,000  | 153,000   | 2,501,000  |
| Regional Office - XII                  | 2,348,000  | 153,000   | 2,501,000  |
| Region XIII - Caraga                   | 3,509,000  | 454,000   | 3,963,000  |
| Regional Office - XIII                 | 3,509,000  | 454,000   | 3,963,000  |
| Adjudication Services                  | 20,723,000 | 2,976,000 | 23,699,000 |
| Region I - Ilocos                      | 2,163,000  |           | 2,163,000  |
| Regional Office - I                    | 2,163,000  |           | 2,163,000  |
| Cordillera Administrative Region (CAR) | 2,204,000  | 969,000   | 3,173,000  |
| Regional Office - CAR                  | 2,204,000  | 969,000   | 3,173,000  |
| Region II - Cagayan Valley             | 2,112,000  |           | 2,112,000  |
| Regional Office - II                   | 2,112,000  |           | 2,112,000  |



|                                 |                             |                             |                               |
|---------------------------------|-----------------------------|-----------------------------|-------------------------------|
| Region III - Central Luzon      | <u>1,801,000</u>            |                             | <u>1,801,000</u>              |
| Regional Office - III           | 1,801,000                   |                             | 1,801,000                     |
| Region IVA - CALABARZON         | <u>2,085,000</u>            | <u>142,000</u>              | <u>2,227,000</u>              |
| Regional Office - IVA           | 2,085,000                   | 142,000                     | 2,227,000                     |
| Region V -Bicol                 | <u>284,000</u>              | <u>96,000</u>               | <u>380,000</u>                |
| Regional Office - V             | 284,000                     | 96,000                      | 380,000                       |
| Region VI - Western Visayas     | <u>1,775,000</u>            | <u>181,000</u>              | <u>1,956,000</u>              |
| Regional Office - VI            | 1,775,000                   | 181,000                     | 1,956,000                     |
| Region IX - Zamboanga Peninsula | <u>1,775,000</u>            | <u>359,000</u>              | <u>2,134,000</u>              |
| Regional Office - IX            | 1,775,000                   | 359,000                     | 2,134,000                     |
| Region X - Northern Mindanao    | <u>2,060,000</u>            | <u>474,000</u>              | <u>2,534,000</u>              |
| Regional Office - X             | 2,060,000                   | 474,000                     | 2,534,000                     |
| Region XI - Davao               | <u>297,000</u>              | <u>314,000</u>              | <u>611,000</u>                |
| Regional Office - XI            | 297,000                     | 314,000                     | 611,000                       |
| Region XII - SOCCSKSARGEN       | <u>2,110,000</u>            | <u>199,000</u>              | <u>2,309,000</u>              |
| Regional Office - XII           | 2,110,000                   | 199,000                     | 2,309,000                     |
| Region XIII - Caraga            | <u>2,057,000</u>            | <u>242,000</u>              | <u>2,299,000</u>              |
| Regional Office - XIII          | 2,057,000                   | 242,000                     | 2,299,000                     |
| Sub-total, Operations           | <u>392,688,000</u>          | <u>376,071,000</u>          | <u>768,759,000</u>            |
| <b>TOTAL NEW APPROPRIATIONS</b> | <b>P <u>829,808,000</u></b> | <b>P <u>492,569,000</u></b> | <b>P <u>110,025,000</u></b>   |
|                                 |                             |                             | <b>P <u>1,432,402,000</u></b> |

New Appropriations, by Object of Expenditures  
(In Thousand Pesos)

Current Operating Expenditures

Personnel Services

Civilian Personnel

Permanent Positions

Basic Salary

608,250

Total Permanent Positions

608,250

Other Compensation Common to All

|  |         |
|--|---------|
| Personnel Economic Relief Allowance                    | 34,440  |
| Representation Allowance                               | 8,604   |
| Transportation Allowance                               | 8,604   |
| Clothing and Uniform Allowance                         | 8,610   |
| Mid Year Bonus - Civilian                              | 50,688  |
| Year End Bonus   | 50,688  |
| Cash Gift  | 7,175   |
| Productivity Enhancement Incentive                     | 7,175   |
| Step Increment   | 1,518   |
|  | <hr/>   |
| Total Other Compensation Common to All                 | 177,502 |
|  | <hr/>   |
| Other Compensation for Specific Groups                 |         |
|  |         |
| Magna Carta for Public Health Workers                  | 25,333  |
|  | <hr/>   |
| Total Other Compensation for Specific Groups           | 25,333  |
|  | <hr/>   |
| Other Benefits   |         |
|  |         |
| PAG-IBIG Contributions                                 | 1,718   |
| PhilHealth Contributions                               | 9,547   |
| Employees Compensation Insurance Premiums              | 1,718   |
| Loyalty Award - Civilian                               | 570     |
| Terminal Leave   | 5,170   |
|  | <hr/>   |
| Total Other Benefits                                   | 18,723  |
|  | <hr/>   |
| Total Personnel Services                               | 829,808 |
|  | <hr/>   |
| Maintenance and Other Operating Expenses               |         |
|  |         |
| Travelling Expenses                                    | 55,859  |
| Training and Scholarship Expenses                      | 167,141 |
| Supplies and Materials Expenses                        | 40,333  |
| Utility Expenses                                       | 12,168  |
| Communication Expenses                                 | 16,837  |
| Awards/Rewards and Prizes                              | 142     |
| Survey, Research, Exploration and Development Expenses | 6,036   |
| Confidential, Intelligence and Extraordinary Expenses  |         |
| Extraordinary and Miscellaneous Expenses               | 3,921   |
| Professional Services                                  | 26,935  |
| General Services                                       | 12,468  |
| Repairs and Maintenance                                | 3,014   |
| Financial Assistance/Subsidy                           | 3,984   |
| Taxes, Insurance Premiums and Other Fees               | 1,920   |
| Labor and Wages  | 4,831   |
| Other Maintenance and Operating Expenses               |         |
| Advertising Expenses                                   | 2,259   |
| Printing and Publication Expenses                      | 2,799   |
| Representation Expenses                                | 74,601  |
| Transportation and Delivery Expenses                   | 6,479   |
| Rent/Lease Expenses                                    | 36,167  |
| Membership Dues and Contributions to Organizations     | 29      |
| Subscription Expenses                                  | 3,288   |
| Donations  | 6,416   |
| Other Maintenance and Operating Expenses               | 4,942   |
|  | <hr/>   |

|  |                  |
|--|------------------|
| Total Maintenance and Other Operating Expenses | 492,569          |
| Total Current Operating Expenditures           | 1,322,377        |
| Capital Outlays                                |                  |
| Property, Plant and Equipment Outlay           |                  |
| Buildings and Other Structures                 | 86,885           |
| Machinery and Equipment Outlay                 | 16,240           |
| Transportation Equipment Outlay                | 6,900            |
| Total Capital Outlays                          | 110,025          |
| <b>TOTAL NEW APPROPRIATIONS</b>                | <b>1,432,402</b> |

**G. NATIONAL COUNCIL ON DISABILITY AFFAIRS**

For general administration and support, and operations, as indicated hereunder . . . . . P 72,433,000

New Appropriations, by Program/Projects

|  | Current Operating Expenditures |  |                     |                     |
|--|--------------------------------|--|---------------------|---------------------|
|  | Personnel Services             | Maintenance and Other Operating Expenses | Capital Outlays     | Total               |
| <b>PROGRAMS</b>                        |                                |  |                     |                     |
| General Administration and Support     | P 5,598,000                    | P 6,839,000                              | P                   | P 12,437,000        |
| Operations                             | 22,161,000                     | 18,683,000                               | 19,152,000          | 59,996,000          |
| PERSONS WITH DISABILITY RIGHTS PROGRAM | 22,161,000                     | 18,683,000                               | 19,152,000          | 59,996,000          |
| <b>TOTAL NEW APPROPRIATIONS</b>        | <b>P 27,759,000</b>            | <b>P 25,522,000</b>                      | <b>P 19,152,000</b> | <b>P 72,433,000</b> |

**Special Provision(s)**

1. **Reporting and Posting Requirements.** The submission of the quarterly reports on its financial and physical accomplishments shall be in accordance with Section 99 of the General Provisions of this Act.

2. **Appropriations for Activities or Projects.** The amounts appropriated herein shall be used specifically for the following activities or projects in the indicated amounts and conditions:

New Appropriations, by Programs/Activities/Projects

|                                    | Current Operating Expenditures |  |                 |              |
|------------------------------------|--------------------------------|--|-----------------|--------------|
|                                    | Personnel Services             | Maintenance and Other Operating Expenses | Capital Outlays | Total        |
| <b>PROGRAMS</b>                    |                                |  |                 |              |
| General Administration and Support |                                |  |                 |              |
| General Management and Supervision | P 4,514,000                    | P 6,839,000                              | P               | P 11,353,000 |

|  |                            |                            |                            |                            |
|--|----------------------------|----------------------------|----------------------------|----------------------------|
| Administration of Personnel Benefits   | <u>1,084,000</u>           |                            |                            | <u>1,084,000</u>           |
| Sub-total, General Administration and Support  | <u>5,598,000</u>           | <u>6,839,000</u>           |                            | <u>12,437,000</u>          |
| Operations   |                            |                            |                            |                            |
| Coordination of government policies, programs and services in the promotion, protection and fulfillment of the rights of Persons with Disabilities improved  | <u>22,161,000</u>          | <u>18,683,000</u>          | <u>19,152,000</u>          | <u>59,996,000</u>          |
| <b>PERSONS WITH DISABILITY RIGHTS PROGRAM</b>  | <u>22,161,000</u>          | <u>18,683,000</u>          | <u>19,152,000</u>          | <u>59,996,000</u>          |
| Policy formulation and coordination for the implementation of plans and programs on the realization of the rights of person with disabilities to achieve the sustainable development goals by 2030 | <u>22,161,000</u>          | <u>18,683,000</u>          | <u>19,152,000</u>          | <u>59,996,000</u>          |
| Sub-total, Operations  | <u>22,161,000</u>          | <u>18,683,000</u>          | <u>19,152,000</u>          | <u>59,996,000</u>          |
| <b>TOTAL NEW APPROPRIATIONS</b>  | <b>P <u>27,759,000</u></b> | <b>P <u>25,522,000</u></b> | <b>P <u>19,152,000</u></b> | <b>P <u>72,433,000</u></b> |

New Appropriations, by Object of Expenditures  
(In Thousand Pesos)

Current Operating Expenditures

Personnel Services

Civilian Personnel

Permanent Positions

|                           |               |
|---------------------------|---------------|
| Basic Salary              | <u>20,567</u> |
| Total Permanent Positions | <u>20,567</u> |

Other Compensation Common to All

|  |              |
|--|--------------|
| Personnel Economic Relief Allowance    | 984          |
| Representation Allowance               | 270          |
| Transportation Allowance               | 270          |
| Clothing and Uniform Allowance         | 246          |
| Honoraria                              | 46           |
| Mid-Year Bonus - Civilian              | 1,714        |
| Year End Bonus                         | 1,714        |
| Cash Gift                              | 205          |
| Productivity Enhancement Incentive     | 205          |
| Step Increment                         | <u>51</u>    |
| Total Other Compensation Common to All | <u>5,705</u> |

Other Benefits

|                          |     |
|--------------------------|-----|
| PAG-IBIG Contributions   | 49  |
| PhilHealth Contributions | 305 |

|   |               |
|---|---------------|
| Employees Compensation Insurance Premiums             | 49            |
| Terminal Leave  | 1,084         |
| <b>Total Other Benefits</b>                           | <b>1,487</b>  |
| <b>Total Personnel Services</b>                       | <b>27,759</b> |
| <b>Maintenance and Other Operating Expenses</b>       |               |
| Travelling Expenses                                   | 1,495         |
| Training and Scholarship Expenses                     | 900           |
| Supplies and Materials Expenses                       | 2,156         |
| Utility Expenses                                      | 2,450         |
| Communication Expenses                                | 1,795         |
| Confidential, Intelligence and Extraordinary Expenses |               |
| Extraordinary and Miscellaneous Expenses              | 136           |
| Professional Services                                 | 1,731         |
| General Services                                      | 4,324         |
| Repairs and Maintenance                               | 1,300         |
| Taxes, Insurance Premiums and Other Fees              | 330           |
| Other Maintenance and Operating Expenses              |               |
| Printing and Publication Expenses                     | 705           |
| Representation Expenses                               | 3,950         |
| Transportation and Delivery Expenses                  | 375           |
| Subscription Expenses                                 | 2,550         |
| Donations   | 1,000         |
| Other Maintenance and Operating Expenses              | 325           |
| <b>Total Maintenance and Other Operating Expenses</b> | <b>25,522</b> |
| <b>Total Current Operating Expenditures</b>           | <b>53,281</b> |
| <b>Capital Outlays</b>                                |               |
| Property, Plant and Equipment Outlay                  |               |
| Machinery and Equipment Outlay                        | 19,152        |
| <b>Total Capital Outlays</b>                          | <b>19,152</b> |
| <b>TOTAL NEW APPROPRIATIONS</b>                       | <b>72,433</b> |

**H. PRESIDENTIAL COMMISSION FOR THE URBAN POOR**

For general administration and support, and operations, as indicated hereunder . . . . . P 191,161,000

**New Appropriations, by Program**

|                                    |   |            |   |            | <u>Current Operating Expenditures</u> |  |                 |            |
|------------------------------------|---|------------|---|------------|---------------------------------------|--|-----------------|------------|
|                                    |   |            |   |            |                                       | Maintenance and<br>Other Operating<br>Expenses | Capital Outlays | Total      |
|                                    |   |            |   |            | <u>Personnel Services</u>             |  |                 |            |
| <b>PROGRAMS</b>                    |   |            |   |            |                                       |  |                 |            |
| General Administration and Support | P | 32,772,000 | P | 35,103,000 | P                                     |  | P               | 67,875,000 |

|   |                     |                     |                    |                      |
|---|---------------------|---------------------|--------------------|----------------------|
| Operations                                  | <u>59,410,000</u>   | <u>57,339,000</u>   | <u>6,537,000</u>   | <u>123,286,000</u>   |
| URBAN POOR COORDINATION AND SUPPORT PROGRAM | <u>59,410,000</u>   | <u>57,339,000</u>   | <u>6,537,000</u>   | <u>123,286,000</u>   |
| TOTAL NEW APPROPRIATIONS                    | P <u>92,182,000</u> | P <u>92,442,000</u> | P <u>6,537,000</u> | P <u>191,161,000</u> |

**Special Provision(s)**

1. **Reporting and Posting Requirements.** The submission of the quarterly reports on its financial and physical accomplishments shall be in accordance with Section 99 of the General Provisions of this Act.

2. **Appropriations for Activities or Projects.** The amounts appropriated herein shall be used specifically for the following activities or projects in the indicated amounts and conditions:

New Appropriations, by Programs/Activities/Projects

|   | <u>Current Operating Expenditures</u> |   |                        |                      |
|---|---------------------------------------|---|------------------------|----------------------|
|   | <u>Personnel Services</u>             | <u>Maintenance and<br/>Other Operating<br/>Expenses</u> | <u>Capital Outlays</u> | <u>Total</u>         |
| <b>PROGRAMS</b>   |                                       |   |                        |                      |
| General Administration and Support  |                                       |   |                        |                      |
| General Management and Supervision  | P 32,312,000                          | P 35,103,000  | P                      | P 67,415,000         |
| Administration of Personnel Benefits  | <u>460,000</u>                        |   |                        | <u>460,000</u>       |
| Sub-total, General Administration and Support   | <u>32,772,000</u>                     | <u>35,103,000</u>                                       |                        | <u>67,875,000</u>    |
| Operations  |                                       |   |                        |                      |
| Access of the urban poor to asset reform,<br>human development, basic services and other<br>programs enhanced | <u>59,410,000</u>                     | <u>57,339,000</u>                                       | <u>6,537,000</u>       | <u>123,286,000</u>   |
| URBAN POOR COORDINATION AND SUPPORT PROGRAM   | <u>59,410,000</u>                     | <u>57,339,000</u>                                       | <u>6,537,000</u>       | <u>123,286,000</u>   |
| Coordination and Monitoring of Programs and<br>projects for the urban poor                                    | <u>59,410,000</u>                     | <u>57,339,000</u>                                       | <u>6,537,000</u>       | <u>123,286,000</u>   |
| Sub-total, Operations   | <u>59,410,000</u>                     | <u>57,339,000</u>                                       | <u>6,537,000</u>       | <u>123,286,000</u>   |
| TOTAL NEW APPROPRIATIONS  | P <u>92,182,000</u>                   | P <u>92,442,000</u>                                     | P <u>6,537,000</u>     | P <u>191,161,000</u> |

New Appropriations, by Object of Expenditures

(In Thousand Pesos)

## Current Operating Expenditures

## Personnel Services

## Civilian Personnel

|   |                |
|---|----------------|
| <b>Permanent Positions</b>                            |                |
| Basic Salary  | 69,433         |
| <b>Total Permanent Positions</b>                      | <b>69,433</b>  |
| <b>Other Compensation Common to All</b>               |                |
| Personnel Economic Relief Allowance                   | 3,600          |
| Representation Allowance                              | 744            |
| Transportation Allowance                              | 744            |
| Clothing and Uniform Allowance                        | 900            |
| Mid-Year Bonus - Civilian                             | 5,786          |
| Year End Bonus  | 5,786          |
| Cash Gift   | 750            |
| Productivity Enhancement Incentive                    | 750            |
| Step Increment  | 174            |
| <b>Total Other Compensation Common to All</b>         | <b>19,234</b>  |
| <b>Other Benefits</b>                                 |                |
| PAG-IBIG Contributions                                | 180            |
| PhilHealth Contributions                              | 1,111          |
| Employees Compensation Insurance Premiums             | 180            |
| Loyalty Award - Civilian                              | 140            |
| Terminal Leave  | 460            |
| <b>Total Other Benefits</b>                           | <b>2,071</b>   |
| <b>Non-Permanent Positions</b>                        | <b>1,444</b>   |
| <b>Total Personnel Services</b>                       | <b>92,182</b>  |
| <b>Maintenance and Other Operating Expenses</b>       |                |
| Travelling Expenses                                   | 12,000         |
| Training and Scholarship Expenses                     | 33,800         |
| Supplies and Materials Expenses                       | 5,074          |
| Utility Expenses                                      | 3,200          |
| Communication Expenses                                | 3,050          |
| Confidential, Intelligence and Extraordinary Expenses |                |
| Extraordinary and Miscellaneous Expenses              | 664            |
| Professional Services                                 | 11,289         |
| General Services                                      | 6,838          |
| Repairs and Maintenance                               | 1,630          |
| Taxes, Insurance Premiums and Other Fees              | 500            |
| Other Maintenance and Operating Expenses              |                |
| Printing and Publication Expenses                     | 200            |
| Representation Expenses                               | 400            |
| Rent/Lease Expenses                                   | 9,709          |
| Subscription Expenses                                 | 4,088          |
| <b>Total Maintenance and Other Operating Expenses</b> | <b>92,442</b>  |
| <b>Total Current Operating Expenditures</b>           | <b>184,624</b> |

|                                      |                       |
|--------------------------------------|-----------------------|
| <b>Capital Outlays</b>               |                       |
| Property, Plant and Equipment Outlay |                       |
| Machinery and Equipment Outlay       | 3,637                 |
| Transportation Equipment Outlay      | <u>2,900</u>          |
| Total Capital Outlays                | <u>6,537</u>          |
| <b>TOTAL NEW APPROPRIATIONS</b>      | <u><u>191,161</u></u> |



**GENERAL SUMMARY****DEPARTMENT OF SOCIAL WELFARE AND DEVELOPMENT**

|   |   | Current Operating Expenditures |  |                      |                      |                          |
|---|---|--------------------------------|--|----------------------|----------------------|--------------------------|
|   |   | Personnel Services             | Maintenance and<br>Other Operating<br>Expenses | Financial Expenses   | Capital Outlays      | Total                    |
| A. OFFICE OF THE SECRETARY  | P | 9,208,068,000                  | P 192,091,997,000                              | P 388,430,000        | P 760,921,000        | P 202,449,416,000        |
| B. COUNCIL FOR THE WELFARE OF CHILDREN                                    |   | 21,560,000                     | 57,539,000                                     |                      | 2,395,000            | 81,494,000               |
| C. INTER-COUNTRY ADOPTION BOARD   |   | 19,894,000                     | 36,203,000                                     |                      |                      | 56,097,000               |
| D. JUVENILE JUSTICE AND WELFARE COUNCIL                                   |   | 46,007,000                     | 139,726,000                                    |                      | 1,093,000            | 186,826,000              |
| E. NATIONAL ANTI-POVERTY COMMISSION                                       |   | 68,530,000                     | 218,567,000                                    |                      | 1,740,000            | 288,837,000              |
| F. NATIONAL COMMISSION ON INDIGENOUS PEOPLES                              |   | 829,808,000                    | 492,569,000                                    |                      | 110,025,000          | 1,432,402,000            |
| G. NATIONAL COUNCIL ON DISABILITY AFFAIRS                                 |   | 27,759,000                     | 25,522,000                                     |                      | 19,152,000           | 72,433,000               |
| H. PRESIDENTIAL COMMISSION FOR THE URBAN<br>URBAN POOR                    |   | 92,182,000                     | 92,442,000                                     |                      | 6,537,000            | 191,161,000              |
| TOTAL NEW APPROPRIATIONS, DEPARTMENT OF<br>SOCIAL WELFARE AND DEVELOPMENT | P | <u>10,313,808,000</u>          | P <u>193,154,565,000</u>                       | P <u>388,430,000</u> | P <u>901,863,000</u> | P <u>204,758,666,000</u> |

**XXIII. DEPARTMENT OF TOURISM****A. OFFICE OF THE SECRETARY**

For general administration and support, support to operations, and operations, including locally-funded project(s), as indicated hereunder . . . P 2,483,602,000

**New Appropriations, by Program**

|   | Current Operating Expenditures |  |                    |                     |                        |
|---|--------------------------------|--|--------------------|---------------------|------------------------|
|   | Personnel Services             | Maintenance and Other Operating Expenses | Financial Expenses | Capital Outlays     | Total                  |
| <b>PROGRAMS</b>                                 |                                |  |                    |                     |                        |
| General Administration and Support              | P 398,077,000                  | P 459,844,000                            | P 1,010,000        | 28,100,000          | P 887,031,000          |
| Support to Operations                           | 29,747,000                     | 40,931,000                               |                    |                     | 70,678,000             |
| Operations                                      | <u>188,288,000</u>             | <u>1,311,316,000</u>                     | <u>2,570,000</u>   | <u>23,719,000</u>   | <u>1,525,893,000</u>   |
| TOURISM POLICY FORMULATION AND PLANNING PROGRAM | 111,797,000                    | 153,632,000                              | 50,000             | 10,469,000          | 275,948,000            |
| TOURISM INDUSTRY TRAINING PROGRAM               | 9,730,000                      | 148,700,000                              |                    | 2,050,000           | 160,480,000            |
| STANDARDS DEVELOPMENT AND ENFORCEMENT PROGRAM   | 48,853,000                     | 86,427,000                               | 20,000             | 250,000             | 135,550,000            |
| MARKET AND PRODUCT DEVELOPMENT PROGRAM          | <u>17,908,000</u>              | <u>922,557,000</u>                       | <u>2,500,000</u>   | <u>10,950,000</u>   | <u>953,915,000</u>     |
| TOTAL NEW APPROPRIATIONS                        | P <u>616,112,000</u>           | P <u>1,812,091,000</u>                   | P <u>3,580,000</u> | P <u>51,819,000</u> | P <u>2,483,602,000</u> |

**Special Provision(s)**

1. **Tourism Development Fund.** In addition to the amounts appropriated herein, Four Million Five Hundred Seventy Eight Thousand Pesos (P4,578,000) shall be used for the development, promotion, and marketing of tourism in the country sourced from accreditation, identification card, sticker and code fees, constituted into the Tourism Development Fund in accordance with Section 16 of R.A. No. 9593.

Release of funds shall be subject to the submission of a Special Budget pursuant to Section 35, Chapter 5, Book VI of E.O. No. 292, s. 1987.

2. **Trust Receipts from Income in Merchandising Operations.** The amount of Two Hundred Forty Three Million Seven Hundred Eighty Five Thousand Pesos (P243,785,000) sourced from the net profits of the merchandising operations of the Duty Free Philippines shall be used for tourism related projects and activities in accordance with E.O. No. 46, s. 1986. Said amount shall be deposited with the National Treasury and recorded as trust receipts in accordance with E.O. No. 338, s. 1996.

Disbursements or expenditures by the DOT in violation of the above requirements shall be void and shall subject the erring officials and employees to disciplinary actions in accordance with Section 43, Chapter 5 and Section 80, Chapter 7, Book VI of E.O. No. 292 and to appropriate criminal action under existing penal laws.

3. **Income and Unexpended Funds for Expositions and Similar Events.** All income and any unexpended funds in connection with government participation in expositions and other similar events shall be deposited with the National Treasury as income of the General Fund in accordance with Section 44, Chapter 5, Book VI of E.O. No. 292.

4. **Traditional Art and Craft.** The DOT shall include weaving, artisan crafts, and other Schools of Living Traditions (SLTs) in all its promotion, market and tourism development. The DOT shall coordinate with the National Museum of the Philippines and the National Commission for Culture and the Arts (NCCA) for the implementation of this provision.

5. **Green Hotels.** The DOT shall promote, as much as possible, ecotourism along with the greening of hotels and accommodation facilities, including activities on offsetting of the carbon footprint of tourists, water and energy conservation, and ecological solid waste management.

6. **Priority Areas for Tourism Promotion.** The DOT shall prioritize areas for ecotourism, protected and biodiversity conservation areas, heritage tourism sites, and agro-tourism areas in its tourism promotion activities. In this regard, it shall coordinate with the concerned agencies of government including, but not limited to, the

NCCA, Department of Environment and Natural Resources, and local government units to implement this provision.

7. **Reporting and Posting Requirements.** The submission of the quarterly reports on its financial and physical accomplishment shall be in accordance with Section 99 of the General Provisions of this Act.

8. **Appropriations for Activities or Projects.** The amounts appropriated herein shall be used specifically for the following activities or projects in the indicated amounts and conditions:

New Appropriations, by Programs/Activities/Projects

|  | Current Operating Expenditures |  |                    |                 |               |
|--|--------------------------------|--|--------------------|-----------------|---------------|
|  | Personnel Services             | Maintenance and Other Operating Expenses | Financial Expenses | Capital Outlays | Total         |
| <b>PROGRAMS</b>                        |                                |  |                    |                 |               |
| General Administration and Support     |                                |  |                    |                 |               |
| General Management and Supervision     | P 183,057,000                  | P 292,155,000                            | P 10,000           | 28,100,000      | P 503,322,000 |
| National Capital Region (NCR)          | 136,224,000                    | 217,851,000                              | 10,000             |                 | 354,085,000   |
| Central Office                         | 132,096,000                    | 215,175,000                              | 10,000             |                 | 347,281,000   |
| Regional Office - NCR                  | 4,128,000                      | 2,676,000                                |                    |                 | 6,804,000     |
| Region I - Ilocos                      | 4,654,000                      | 5,288,000                                |                    |                 | 9,942,000     |
| Regional Office - I                    | 4,654,000                      | 5,288,000                                |                    |                 | 9,942,000     |
| Cordillera Administrative Region (CAR) | 1,469,000                      | 3,557,000                                |                    |                 | 5,026,000     |
| Regional Office - CAR                  | 1,469,000                      | 3,557,000                                |                    |                 | 5,026,000     |
| Region II - Cagayan Valley             | 2,886,000                      | 2,178,000                                |                    | 10,000,000      | 15,064,000    |
| Regional Office - II                   | 2,886,000                      | 2,178,000                                |                    | 10,000,000      | 15,064,000    |
| Region III - Central Luzon             | 4,348,000                      | 6,579,000                                |                    |                 | 10,927,000    |
| Regional Office - III                  | 4,348,000                      | 6,579,000                                |                    |                 | 10,927,000    |
| Region IVA - CALABARZON                | 3,210,000                      | 5,338,000                                |                    |                 | 8,548,000     |
| Regional Office - IVA                  | 3,210,000                      | 5,338,000                                |                    |                 | 8,548,000     |
| Region IVB - MIMAROPA                  | 2,986,000                      | 8,529,000                                |                    | 1,100,000       | 12,615,000    |
| Regional Office - IVB                  | 2,986,000                      | 8,529,000                                |                    | 1,100,000       | 12,615,000    |
| Region V - Bicol                       | 1,978,000                      | 2,561,000                                |                    |                 | 4,539,000     |
| Regional Office - V                    | 1,978,000                      | 2,561,000                                |                    |                 | 4,539,000     |
| Region VI - Western Visayas            | 3,263,000                      | 3,399,000                                |                    | 10,000,000      | 16,662,000    |
| Regional Office - VI                   | 3,263,000                      | 3,399,000                                |                    | 10,000,000      | 16,662,000    |

|   |                    |                    |                  |                    |
|---|--------------------|--------------------|------------------|--------------------|
| Region VII - Central Visayas                  | <u>3,646,000</u>   | <u>7,774,000</u>   |                  | <u>11,420,000</u>  |
| Regional Office - VII                         | 3,646,000          | 7,774,000          |                  | 11,420,000         |
| Region VIII - Eastern Visayas                 | <u>4,553,000</u>   | <u>2,973,000</u>   |                  | <u>7,526,000</u>   |
| Regional Office - VIII                        | 4,553,000          | 2,973,000          |                  | 7,526,000          |
| Region IX - Zamboanga Peninsula               | <u>1,157,000</u>   | <u>5,125,000</u>   |                  | <u>6,282,000</u>   |
| Regional Office - IX                          | 1,157,000          | 5,125,000          |                  | 6,282,000          |
| Region X - Northern Mindanao                  | <u>4,154,000</u>   | <u>7,372,000</u>   | <u>5,000,000</u> | <u>16,526,000</u>  |
| Regional Office - X                           | 4,154,000          | 7,372,000          | 5,000,000        | 16,526,000         |
| Region XI - Davao                             | <u>3,533,000</u>   | <u>7,270,000</u>   | <u>1,000,000</u> | <u>11,803,000</u>  |
| Regional Office - XI                          | 3,533,000          | 7,270,000          | 1,000,000        | 11,803,000         |
| Region XII - SOCCSKSARGEN                     | <u>878,000</u>     | <u>3,750,000</u>   | <u>1,000,000</u> | <u>5,628,000</u>   |
| Regional Office - XII                         | 878,000            | 3,750,000          | 1,000,000        | 5,628,000          |
| Region XIII - Caraga                          | <u>4,118,000</u>   | <u>2,611,000</u>   |                  | <u>6,729,000</u>   |
| Regional Office - XIII                        | 4,118,000          | 2,611,000          |                  | 6,729,000          |
| Human Resource and Development                |                    | <u>5,599,000</u>   |                  | <u>5,599,000</u>   |
| National Capital Region (NCR)                 |                    | <u>5,599,000</u>   |                  | <u>5,599,000</u>   |
| Central Office                                |                    | 5,599,000          |                  | 5,599,000          |
| Administration of Personnel Benefits          | <u>883,000</u>     |                    |                  | <u>883,000</u>     |
| National Capital Region (NCR)                 | <u>883,000</u>     |                    |                  | <u>883,000</u>     |
| Central Office                                | 883,000            |                    |                  | 883,000            |
| Maintenance of Foreign Offices                | <u>214,137,000</u> | <u>162,090,000</u> | <u>1,000,000</u> | <u>377,227,000</u> |
| National Capital Region (NCR)                 | <u>214,137,000</u> | <u>162,090,000</u> | <u>1,000,000</u> | <u>377,227,000</u> |
| Central Office                                | <u>214,137,000</u> | <u>162,090,000</u> | <u>1,000,000</u> | <u>377,227,000</u> |
| Sub-total, General Administration and Support | <u>398,077,000</u> | <u>459,844,000</u> | <u>1,010,000</u> | <u>887,031,000</u> |
| Support to Operations                         |                    |                    |                  |                    |
| Media and Communication Service               | <u>11,850,000</u>  | <u>8,381,000</u>   |                  | <u>20,231,000</u>  |
| National Capital Region (NCR)                 | <u>11,850,000</u>  | <u>8,381,000</u>   |                  | <u>20,231,000</u>  |
| Central Office                                | 11,850,000         | 8,381,000          |                  | 20,231,000         |
| Legal Services                                | <u>10,536,000</u>  | <u>3,939,000</u>   |                  | <u>14,475,000</u>  |

|  |             |               |           |            |               |
|--|-------------|---------------|-----------|------------|---------------|
| National Capital Region (NCR)                            | 10,536,000  | 3,939,000     |           |            | 14,475,000    |
| Central Office   | 10,536,000  | 3,939,000     |           |            | 14,475,000    |
| Legislation, Policy Coordination and<br>Special Concerns | 7,361,000   | 28,129,000    |           |            | 35,490,000    |
| National Capital Region (NCR)                            | 7,361,000   | 28,129,000    |           |            | 35,490,000    |
| Central Office   | 7,361,000   | 28,129,000    |           |            | 35,490,000    |
| Resource Generation Services                             |             | 482,000       |           |            | 482,000       |
| National Capital Region (NCR)                            |             | 482,000       |           |            | 482,000       |
| Central Office   |             | 482,000       |           |            | 482,000       |
| Sub-total, Support to Operations                         | 29,747,000  | 40,931,000    |           |            | 70,678,000    |
| Operations   |             |               |           |            |               |
| Tourism Revenue, Employment and<br>Arrivals Increased    | 188,288,000 | 1,311,316,000 | 2,570,000 | 23,719,000 | 1,525,893,000 |
| TOURISM POLICY FORMULATION AND<br>PLANNING PROGRAM       | 111,797,000 | 153,632,000   | 50,000    | 10,469,000 | 275,948,000   |
| Tourism Planning   | 111,797,000 | 153,632,000   | 50,000    | 10,469,000 | 275,948,000   |
| National Capital Region (NCR)                            | 29,886,000  | 118,472,000   | 50,000    |            | 148,408,000   |
| Central Office   | 23,088,000  | 117,752,000   | 50,000    |            | 140,890,000   |
| Regional Office - NCR                                    | 6,798,000   | 720,000       |           |            | 7,518,000     |
| Region I - Ilocos  | 4,534,000   | 1,037,000     |           |            | 5,571,000     |
| Regional Office - I                                      | 4,534,000   | 1,037,000     |           |            | 5,571,000     |
| Cordillera Administrative<br>Region (CAR)                | 4,540,000   | 1,655,000     |           |            | 6,195,000     |
| Regional Office - CAR                                    | 4,540,000   | 1,655,000     |           |            | 6,195,000     |
| Region II - Cagayan Valley                               | 6,217,000   | 602,000       |           |            | 6,819,000     |
| Regional Office - II                                     | 6,217,000   | 602,000       |           |            | 6,819,000     |
| Region III - Central Luzon                               | 3,915,000   | 481,000       |           |            | 4,396,000     |
| Regional Office - III                                    | 3,915,000   | 481,000       |           |            | 4,396,000     |
| Region IVA - CALABARZON                                  | 8,878,000   | 572,000       |           |            | 9,450,000     |
| Regional Office - IVA                                    | 8,878,000   | 572,000       |           |            | 9,450,000     |
| Region IVB - MIMAROPA                                    | 10,517,000  | 2,049,000     |           |            | 12,566,000    |
| Regional Office - IVB                                    | 10,517,000  | 2,049,000     |           |            | 12,566,000    |

|  |           |             |           |             |
|--|-----------|-------------|-----------|-------------|
| Region V - Bicol                         | 6,334,000 | 3,451,000   | 3,222,000 | 13,007,000  |
| Regional Office - V                      | 6,334,000 | 3,451,000   | 3,222,000 | 13,007,000  |
| Region VI - Western Visayas              | 4,052,000 | 7,485,000   |           | 11,537,000  |
| Regional Office - VI                     | 4,052,000 | 7,485,000   |           | 11,537,000  |
| Region VII - Central Visayas             | 5,326,000 | 1,715,000   | 1,771,000 | 8,812,000   |
| Regional Office - VII                    | 5,326,000 | 1,715,000   | 1,771,000 | 8,812,000   |
| Region VIII - Eastern Visayas            | 3,264,000 | 2,657,000   | 250,000   | 6,171,000   |
| Regional Office - VIII                   | 3,264,000 | 2,657,000   | 250,000   | 6,171,000   |
| Region IX - Zamboanga Peninsula          | 5,788,000 | 979,000     | 2,500,000 | 9,267,000   |
| Regional Office - IX                     | 5,788,000 | 979,000     | 2,500,000 | 9,267,000   |
| Region X - Northern Mindanao             | 3,647,000 | 256,000     |           | 3,903,000   |
| Regional Office - X                      | 3,647,000 | 256,000     |           | 3,903,000   |
| Region XI - Davao                        | 4,119,000 | 1,425,000   |           | 5,544,000   |
| Regional Office - XI                     | 4,119,000 | 1,425,000   |           | 5,544,000   |
| Region XII - SOCCSKSARGEN                | 6,384,000 | 7,876,000   |           | 14,260,000  |
| Regional Office - XII                    | 6,384,000 | 7,876,000   |           | 14,260,000  |
| Region XIII - Caraga                     | 4,396,000 | 2,920,000   | 2,726,000 | 10,042,000  |
| Regional Office - XIII                   | 4,396,000 | 2,920,000   | 2,726,000 | 10,042,000  |
| <b>TOURISM INDUSTRY TRAINING PROGRAM</b> | 9,730,000 | 148,700,000 | 2,050,000 | 160,480,000 |
| Tourism Industry Training                | 9,730,000 | 148,700,000 | 2,050,000 | 160,480,000 |
| National Capital Region (NCR)            | 9,730,000 | 127,413,000 |           | 137,143,000 |
| Central Office                           | 9,730,000 | 124,397,000 |           | 134,127,000 |
| Regional Office - NCR                    |           | 3,016,000   |           | 3,016,000   |
| Region I - Ilocos                        |           | 1,800,000   |           | 1,800,000   |
| Regional Office - I                      |           | 1,800,000   |           | 1,800,000   |
| Cordillera Administrative Region (CAR)   |           | 2,147,000   |           | 2,147,000   |
| Regional Office - CAR                    |           | 2,147,000   |           | 2,147,000   |
| Region II - Cagayan Valley               |           | 787,000     |           | 787,000     |
| Regional Office - II                     |           | 787,000     |           | 787,000     |

|   |                   |                   |               |                  |                    |
|---|-------------------|-------------------|---------------|------------------|--------------------|
| Region III - Central Luzon  |                   | <u>1,815,000</u>  |               | <u>1,800,000</u> | <u>3,615,000</u>   |
| Regional Office - III   |                   | 1,815,000         |               | 1,800,000        | 3,615,000          |
| Region IVA - CALABARZON   |                   | <u>876,000</u>    |               |                  | <u>876,000</u>     |
| Regional Office - IVA   |                   | 876,000           |               |                  | 876,000            |
| Region IVB - MIMAROPA   |                   | <u>1,063,000</u>  |               |                  | <u>1,063,000</u>   |
| Regional Office - IVB   |                   | 1,063,000         |               |                  | 1,063,000          |
| Region V - Bicol  |                   | <u>1,092,000</u>  |               |                  | <u>1,092,000</u>   |
| Regional Office - V   |                   | 1,092,000         |               |                  | 1,092,000          |
| Region VI - Western Visayas   |                   | <u>643,000</u>    |               |                  | <u>643,000</u>     |
| Regional Office - VI  |                   | 643,000           |               |                  | 643,000            |
| Region VII - Central Visayas  |                   | <u>1,891,000</u>  |               |                  | <u>1,891,000</u>   |
| Regional Office - VII   |                   | 1,891,000         |               |                  | 1,891,000          |
| Region VIII - Eastern Visayas   |                   | <u>1,732,000</u>  |               | <u>250,000</u>   | <u>1,982,000</u>   |
| Regional Office - VIII  |                   | 1,732,000         |               | 250,000          | 1,982,000          |
| Region IX - Zamboanga Peninsula   |                   | <u>1,262,000</u>  |               |                  | <u>1,262,000</u>   |
| Regional Office - IX  |                   | 1,262,000         |               |                  | 1,262,000          |
| Region X - Northern Mindanao  |                   | <u>952,000</u>    |               |                  | <u>952,000</u>     |
| Regional Office - X   |                   | 952,000           |               |                  | 952,000            |
| Region XI - Davao   |                   | <u>2,403,000</u>  |               |                  | <u>2,403,000</u>   |
| Regional Office - XI  |                   | 2,403,000         |               |                  | 2,403,000          |
| Region XII - SOCCSKSARGEN   |                   | <u>892,000</u>    |               |                  | <u>892,000</u>     |
| Regional Office - XII   |                   | 892,000           |               |                  | 892,000            |
| Region XIII - Caraga  |                   | <u>1,932,000</u>  |               |                  | <u>1,932,000</u>   |
| Regional Office - XIII  |                   | 1,932,000         |               |                  | 1,932,000          |
| STANDARDS DEVELOPMENT AND ENFORCEMENT PROGRAM   | <u>48,853,000</u> | <u>86,427,000</u> | <u>20,000</u> | <u>250,000</u>   | <u>135,550,000</u> |
| Tourism Standards Development, Regulation and Accreditation, Monitoring and Enforcement | <u>45,192,000</u> | <u>80,922,000</u> | <u>20,000</u> | <u>250,000</u>   | <u>126,384,000</u> |
| National Capital Region (NCR)   | 22,151,000        | 56,606,000        | 20,000        |                  | 78,777,000         |

|  |                  |                  |                |                   |
|--|------------------|------------------|----------------|-------------------|
| Central Office                         | 15,392,000       | 55,628,000       | 20,000         | 71,040,000        |
| Regional Office - NCR                  | 6,759,000        | 978,000          |                | 7,737,000         |
| Region I - Ilocos                      | <u>4,608,000</u> | <u>1,217,000</u> |                | <u>5,825,000</u>  |
| Regional Office - I                    | 4,608,000        | 1,217,000        |                | 5,825,000         |
| Cordillera Administrative Region (CAR) |                  | <u>1,009,000</u> |                | <u>1,009,000</u>  |
| Regional Office - CAR                  |                  | 1,009,000        |                | 1,009,000         |
| Region II - Cagayan Valley             |                  | <u>1,269,000</u> |                | <u>1,269,000</u>  |
| Regional Office - II                   |                  | 1,269,000        |                | 1,269,000         |
| Region III - Central Luzon             | <u>4,495,000</u> | <u>1,107,000</u> |                | <u>5,602,000</u>  |
| Regional Office - III                  | 4,495,000        | 1,107,000        |                | 5,602,000         |
| Region IVA - CALABARZON                |                  | <u>2,482,000</u> |                | <u>2,482,000</u>  |
| Regional Office - IVA                  |                  | 2,482,000        |                | 2,482,000         |
| Region IVB - MIMAROPA                  |                  | <u>2,945,000</u> |                | <u>2,945,000</u>  |
| Regional Office - IVB                  |                  | 2,945,000        |                | 2,945,000         |
| Region V - Bicol                       |                  | <u>1,575,000</u> |                | <u>1,575,000</u>  |
| Regional Office - V                    |                  | 1,575,000        |                | 1,575,000         |
| Region VI - Western Visayas            | <u>4,342,000</u> | <u>1,461,000</u> |                | <u>5,803,000</u>  |
| Regional Office - VI                   | 4,342,000        | 1,461,000        |                | 5,803,000         |
| Region VII - Central Visayas           | <u>5,124,000</u> | <u>4,920,000</u> |                | <u>10,044,000</u> |
| Regional Office - VII                  | 5,124,000        | 4,920,000        |                | 10,044,000        |
| Region VIII - Eastern Visayas          |                  | <u>1,566,000</u> | <u>250,000</u> | <u>1,816,000</u>  |
| Regional Office - VIII                 |                  | 1,566,000        | 250,000        | 1,816,000         |
| Region IX - Zamboanga Peninsula        |                  | <u>581,000</u>   |                | <u>581,000</u>    |
| Regional Office - IX                   |                  | 581,000          |                | 581,000           |
| Region X - Northern Mindanao           |                  | <u>469,000</u>   |                | <u>469,000</u>    |
| Regional Office - X                    |                  | 469,000          |                | 469,000           |
| Region XI - Davao                      | <u>4,472,000</u> | <u>1,716,000</u> |                | <u>6,188,000</u>  |
| Regional Office - XI                   | 4,472,000        | 1,716,000        |                | 6,188,000         |



|   |                   |                    |                  |                   |                    |
|---|-------------------|--------------------|------------------|-------------------|--------------------|
| Region XII - SOCCSKSARGEN                     |                   | <u>733,000</u>     |                  |                   | <u>733,000</u>     |
| Regional Office - XII                         |                   | 733,000            |                  |                   | 733,000            |
| Region XIII - Caraga                          |                   | <u>1,266,000</u>   |                  |                   | <u>1,266,000</u>   |
| Regional Office - XIII                        |                   | 1,266,000          |                  |                   | 1,266,000          |
| Projects and Investments Evaluation           | <u>3,661,000</u>  | <u>5,505,000</u>   |                  |                   | <u>9,166,000</u>   |
| National Capital Region (NCR)                 | <u>3,661,000</u>  | <u>5,505,000</u>   |                  |                   | <u>9,166,000</u>   |
| Central Office                                | 3,661,000         | 5,505,000          |                  |                   | 9,166,000          |
| <b>MARKET AND PRODUCT DEVELOPMENT PROGRAM</b> | <u>17,908,000</u> | <u>922,557,000</u> | <u>2,500,000</u> | <u>10,950,000</u> | <u>953,915,000</u> |
| Market and Product Development                | <u>17,908,000</u> | <u>613,982,000</u> | <u>1,500,000</u> | <u>10,950,000</u> | <u>644,340,000</u> |
| National Capital Region (NCR)                 | <u>17,908,000</u> | <u>387,813,000</u> | <u>1,500,000</u> |                   | <u>407,221,000</u> |
| Central Office                                | 17,908,000        | 367,178,000        | 1,500,000        |                   | 386,586,000        |
| Regional Office - NCR                         |                   | 20,635,000         |                  |                   | 20,635,000         |
| Region I - Ilocos                             |                   | <u>12,364,000</u>  |                  | <u>8,000,000</u>  | <u>20,364,000</u>  |
| Regional Office - I                           |                   | 12,364,000         |                  | 8,000,000         | 20,364,000         |
| Cordillera Administrative Region (CAR)        |                   | <u>21,530,000</u>  |                  |                   | <u>21,530,000</u>  |
| Regional Office - CAR                         |                   | 21,530,000         |                  |                   | 21,530,000         |
| Region II - Cagayan Valley                    |                   | <u>8,538,000</u>   |                  |                   | <u>8,538,000</u>   |
| Regional Office - II                          |                   | 8,538,000          |                  |                   | 8,538,000          |
| Region III - Central Luzon                    |                   | <u>15,213,000</u>  |                  |                   | <u>15,213,000</u>  |
| Regional Office - III                         |                   | 15,213,000         |                  |                   | 15,213,000         |
| Region IVA - CALABARZON                       |                   | <u>20,333,000</u>  |                  |                   | <u>20,333,000</u>  |
| Regional Office - IVA                         |                   | 20,333,000         |                  |                   | 20,333,000         |
| Region IVB - MIMAROPA                         |                   | <u>12,993,000</u>  |                  |                   | <u>12,993,000</u>  |
| Regional Office - IVB                         |                   | 12,993,000         |                  |                   | 12,993,000         |
| Region V - Bicol                              |                   | <u>13,702,000</u>  |                  |                   | <u>13,702,000</u>  |
| Regional Office - V                           |                   | 13,702,000         |                  |                   | 13,702,000         |
| Region VI - Western Visayas                   |                   | <u>16,784,000</u>  |                  |                   | <u>16,784,000</u>  |
| Regional Office - VI                          |                   | 16,784,000         |                  |                   | 16,784,000         |

|                                 |                      |                        |                    |                        |
|---------------------------------|----------------------|------------------------|--------------------|------------------------|
| Region VII - Central Visayas    | <u>17,794,000</u>    |                        |                    | <u>17,794,000</u>      |
| Regional Office - VII           | 17,794,000           |                        |                    | 17,794,000             |
| Region VIII - Eastern Visayas   | <u>15,692,000</u>    |                        | <u>250,000</u>     | <u>15,942,000</u>      |
| Regional Office - VIII          | 15,692,000           |                        | 250,000            | 15,942,000             |
| Region IX - Zamboanga Peninsula | <u>17,373,000</u>    |                        | <u>1,200,000</u>   | <u>18,573,000</u>      |
| Regional Office - IX            | 17,373,000           |                        | 1,200,000          | 18,573,000             |
| Region X - Northern Mindanao    | <u>12,342,000</u>    |                        |                    | <u>12,342,000</u>      |
| Regional Office - X             | 12,342,000           |                        |                    | 12,342,000             |
| Region XI - Davao               | <u>18,287,000</u>    |                        |                    | <u>18,287,000</u>      |
| Regional Office - XI            | 18,287,000           |                        |                    | 18,287,000             |
| Region XII - SOCCSKSARGEN       | <u>10,382,000</u>    |                        | <u>1,500,000</u>   | <u>11,882,000</u>      |
| Regional Office - XII           | 10,382,000           |                        | 1,500,000          | 11,882,000             |
| Region XIII - Caraga            | <u>12,842,000</u>    |                        |                    | <u>12,842,000</u>      |
| Regional Office - XIII          | 12,842,000           |                        |                    | 12,842,000             |
| Project(s)                      |                      |                        |                    |                        |
| Locally-Funded Project(s)       | <u>308,575,000</u>   | <u>1,000,000</u>       |                    | <u>309,575,000</u>     |
| Branding Campaign Program       | <u>308,575,000</u>   | <u>1,000,000</u>       |                    | <u>309,575,000</u>     |
| National Capital Region (NCR)   | <u>308,575,000</u>   | <u>1,000,000</u>       |                    | <u>309,575,000</u>     |
| Central Office                  | <u>308,575,000</u>   | <u>1,000,000</u>       |                    | <u>309,575,000</u>     |
| Sub-total, Operations           | <u>188,288,000</u>   | <u>1,311,316,000</u>   | <u>2,570,000</u>   | <u>23,719,000</u>      |
| TOTAL NEW APPROPRIATIONS        | P <u>616,112,000</u> | P <u>1,812,091,000</u> | P <u>3,580,000</u> | P <u>51,819,000</u>    |
|                                 |                      |                        |                    | P <u>2,483,602,000</u> |

New Appropriations, by Object of Expenditures  
(In Thousand Pesos)

Current Operating Expenditures

Personnel Services

Civilian Personnel

Permanent Positions

Basic Salary

322,172

Total Permanent Positions

322,172

**Other Compensation Common to All**

|                                     |        |
|-------------------------------------|--------|
| Personnel Economic Relief Allowance | 13,392 |
| Representation Allowance            | 6,348  |
| Transportation Allowance            | 5,508  |
| Clothing and Uniform Allowance      | 3,348  |
| Mid-Year Bonus - Civilian           | 26,848 |
| Year End Bonus                      | 26,848 |
| Cash Gift                           | 2,790  |
| Productivity Enhancement Incentive  | 2,790  |
| Step Increment                      | 808    |

|   |               |
|---|---------------|
| <b>Total Other Compensation Common to All</b> | <b>88,680</b> |
|---|---------------|

**Other Compensation for Specific Groups**

|                    |         |
|--------------------|---------|
| Overseas Allowance | 193,277 |
|--------------------|---------|

|   |                |
|---|----------------|
| <b>Total Other Compensation for Specific Groups</b> | <b>193,277</b> |
|---|----------------|

**Other Benefits**

|   |       |
|---|-------|
| PAG-IBIG Contributions                    | 668   |
| PhilHealth Contributions                  | 4,800 |
| Employees Compensation Insurance Premiums | 668   |
| Loyalty Award - Civilian                  | 230   |
| Terminal Leave                            | 883   |

|                             |              |
|-----------------------------|--------------|
| <b>Total Other Benefits</b> | <b>7,249</b> |
|-----------------------------|--------------|

**Non-Permanent Positions**

|       |
|-------|
| 4,734 |
|-------|

|                                 |                |
|---------------------------------|----------------|
| <b>Total Personnel Services</b> | <b>616,112</b> |
|---------------------------------|----------------|

**Maintenance and Other Operating Expenses**

|   |         |
|---|---------|
| Travelling Expenses                                   | 108,876 |
| Training and Scholarship Expenses                     | 142,891 |
| Supplies and Materials Expenses                       | 80,595  |
| Utility Expenses                                      | 28,654  |
| Communication Expenses                                | 45,532  |
| Awards/Rewards and Prizes                             | 4,032   |
| Confidential, Intelligence and Extraordinary Expenses |         |
| Extraordinary and Miscellaneous Expenses              | 7,372   |
| Professional Services                                 | 516,235 |
| General Services                                      | 39,639  |
| Repairs and Maintenance                               | 8,615   |
| Financial Assistance/Subsidy                          | 3,242   |
| Taxes, Insurance Premiums and Other Fees              | 2,854   |
| Labor and Wages                                       | 1       |
| Other Maintenance and Operating Expenses              |         |
| Advertising Expenses                                  | 357,878 |
| Printing and Publication Expenses                     | 26,269  |
| Representation Expenses                               | 177,053 |
| Transportation and Delivery Expenses                  | 4,917   |
| Rent/Lease Expenses                                   | 233,279 |
| Membership Dues and Contributions to Organizations    | 192     |

|   |                  |
|---|------------------|
| Subscription Expenses                                 | 19,425           |
| Donations   | 2,613            |
| Other Maintenance and Operating Expenses              | 1,927            |
| <b>Total Maintenance and Other Operating Expenses</b> | <b>1,812,091</b> |
| <b>Financial Expenses</b>                             |                  |
| Bank Charges  | 3,580            |
| <b>Total Financial Expenses</b>                       | <b>3,580</b>     |
| <b>Total Current Operating Expenditures</b>           | <b>2,431,783</b> |
| <b>Capital Outlays</b>                                |                  |
| Property, Plant and Equipment Outlay                  |                  |
| Buildings and Other Structures                        | 20,500           |
| Machinery and Equipment Outlay                        | 8,334            |
| Transportation Equipment Outlay                       | 13,565           |
| Furniture, Fixtures and Books Outlay                  | 7,920            |
| Intangible Assets Outlay                              | 1,500            |
| <b>Total Capital Outlays</b>                          | <b>51,819</b>    |
| <b>TOTAL NEW APPROPRIATIONS</b>                       | <b>2,483,602</b> |

**B. INTRAMUROS ADMINISTRATION**

For general administration and support, support to operations, and operations, as indicated hereunder . . . . . P 60,250,000

**New Appropriations, by Program**

|   | Current Operating Expenditures |  |                 |                     |
|---|--------------------------------|--|-----------------|---------------------|
|   | Personnel Services             | Maintenance and Other Operating Expenses | Capital Outlays | Total               |
| <b>PROGRAMS</b>   |                                |  |                 |                     |
| General Administration and Support                              | P 15,267,000                   | P 5,429,000                              |                 | P 20,696,000        |
| Support to Operations   | 4,333,000                      | 1,702,000                                |                 | 6,035,000           |
| Operations  | 18,391,000                     | 15,128,000                               |                 | 33,519,000          |
| <b>INTRAMUROS PROPERTY CONSERVATION AND DEVELOPMENT PROGRAM</b> | 5,484,000                      | 10,448,000                               |                 | 15,932,000          |
| <b>INTRAMUROS COMMERCIAL PROPERTY LEASING PROGRAM</b>           | 4,764,000                      | 178,000                                  |                 | 4,942,000           |
| <b>INTRAMUROS TOURISM PROMOTIONS PROGRAM</b>                    | 2,432,000                      | 1,295,000                                |                 | 3,727,000           |
| <b>INTRAMUROS REGULATORY PROGRAM</b>                            | 5,711,000                      | 3,207,000                                |                 | 8,918,000           |
| <b>TOTAL NEW APPROPRIATIONS</b>                                 | <b>P 37,991,000</b>            | <b>P 22,259,000</b>                      |                 | <b>P 60,250,000</b> |

**Special Provision(s)**

1. **Revolving Fund for the Operations of Intramuros Administration.** The revolving fund constituted from the revenues generated from operations and commercial transactions of the Intramuros Administration (IA) shall be used for expenses incurred in such commercial operations, including minor repairs of buildings and other structures and facilities used directly in its commercial operations, subject to the provisions of P.D. No. 1616, and National Budget Circular No. 377 dated August 27, 1984.

Disbursements or expenditures by the IA in violation of the above requirement shall be void and shall subject the erring officials and employees to disciplinary actions in accordance with Section 43, Chapter 5 and Section 80, Chapter 7, Book VI of E.O. No. 292, and to appropriate criminal action under existing penal laws.

2. **Reporting and Posting Requirements.** The submission of the quarterly reports on its financial and physical accomplishment shall be in accordance with Section 99 of the General Provisions of this Act.

3. **Appropriations for Activities or Projects.** The amounts appropriated herein shall be used specifically for the following activities or projects in the indicated amounts and conditions:

**New Appropriations, by Programs/Activities/Projects**

|  | Current Operating Expenditures |  |                 |              |
|--|--------------------------------|--|-----------------|--------------|
|  | Personnel Services             | Maintenance and Other Operating Expenses | Capital Outlays | Total        |
| <b>PROGRAMS</b>  |                                |  |                 |              |
| General Administration and Support                           |                                |  |                 |              |
| General Management and Supervision                           | P 14,970,000                   | P 5,429,000                              |                 | P 20,399,000 |
| Administration of Personnel Benefits                         | 297,000                        |  |                 | 297,000      |
| Sub-total, General Administration and Support                | 15,267,000                     | 5,429,000                                |                 | 20,696,000   |
| Support to Operations  |                                |  |                 |              |
| Planning   | 4,333,000                      | 1,702,000                                |                 | 6,035,000    |
| Sub-total, Support to Operations                             | 4,333,000                      | 1,702,000                                |                 | 6,035,000    |
| Operations   |                                |  |                 |              |
| Cultural heritage conserved                                  | 10,248,000                     | 10,626,000                               |                 | 20,874,000   |
| INTRAMUROS PROPERTY CONSERVATION AND DEVELOPMENT PROGRAM     | 5,484,000                      | 10,448,000                               |                 | 15,932,000   |
| Cultural properties conservation                             | 5,484,000                      | 10,448,000                               |                 | 15,932,000   |
| INTRAMUROS COMMERCIAL PROPERTY LEASING PROGRAM               | 4,764,000                      | 178,000                                  |                 | 4,942,000    |
| Business Management  | 4,764,000                      | 178,000                                  |                 | 4,942,000    |
| Tourism development promoted and visitor experience enriched | 8,143,000                      | 4,502,000                                |                 | 12,645,000   |
| INTRAMUROS TOURISM PROMOTIONS PROGRAM                        | 2,432,000                      | 1,295,000                                |                 | 3,727,000    |
| Tourism marketing and promotions                             | 2,432,000                      | 1,295,000                                |                 | 3,727,000    |
| INTRAMUROS REGULATORY PROGRAM                                | 5,711,000                      | 3,207,000                                |                 | 8,918,000    |

|  |                            |                            |                            |
|--|----------------------------|----------------------------|----------------------------|
| Urban Planning and Community Development | <u>5,711,000</u>           | <u>3,207,000</u>           | <u>8,918,000</u>           |
| Sub-total, Operations                    | <u>18,391,000</u>          | <u>15,128,000</u>          | <u>33,519,000</u>          |
| <b>TOTAL NEW APPROPRIATIONS</b>          | <b>P <u>37,991,000</u></b> | <b>P <u>22,259,000</u></b> | <b>P <u>60,250,000</u></b> |

New Appropriations, by Object of Expenditures

(In Thousand Pesos)

## Current Operating Expenditures

## Personnel Services

## Civilian Personnel

## Permanent Positions

|              |               |
|--------------|---------------|
| Basic Salary | <u>28,836</u> |
|--------------|---------------|

|                           |               |
|---------------------------|---------------|
| Total Permanent Positions | <u>28,836</u> |
|---------------------------|---------------|

## Other Compensation Common to All

|                                     |           |
|-------------------------------------|-----------|
| Personnel Economic Relief Allowance | 1,344     |
| Representation Allowance            | 492       |
| Transportation Allowance            | 492       |
| Clothing and Uniform Allowance      | 336       |
| Mid-Year Bonus - Civilian           | 2,403     |
| Year End Bonus                      | 2,403     |
| Cash Gift                           | 280       |
| Per Diem                            | 144       |
| Productivity Enhancement Incentive  | 280       |
| Step Increment                      | <u>72</u> |

|  |              |
|--|--------------|
| Total Other Compensation Common to All | <u>8,246</u> |
|--|--------------|

## Other Benefits

|   |            |
|---|------------|
| PAG-IBIG Contributions                    | 68         |
| PhilHealth Contributions                  | 451        |
| Employees Compensation Insurance Premiums | 68         |
| Loyalty Award - Civilian                  | 25         |
| Terminal Leave                            | <u>297</u> |

|                      |            |
|----------------------|------------|
| Total Other Benefits | <u>909</u> |
|----------------------|------------|

|                          |               |
|--------------------------|---------------|
| Total Personnel Services | <u>37,991</u> |
|--------------------------|---------------|

## Maintenance and Other Operating Expenses

|   |       |
|---|-------|
| Travelling Expenses                                   | 730   |
| Training and Scholarship Expenses                     | 980   |
| Supplies and Materials Expenses                       | 2,570 |
| Utility Expenses                                      | 3,535 |
| Communication Expenses                                | 743   |
| Confidential, Intelligence and Extraordinary Expenses |       |
| Extraordinary and Miscellaneous Expenses              | 198   |
| Professional Services                                 | 6,447 |

|  |               |
|--|---------------|
| General Services                               | 2,200         |
| Repairs and Maintenance                        | 3,515         |
| Taxes, Insurance Premiums and Other Fees       | 241           |
| Other Maintenance and Operating Expenses       |               |
| Advertising Expenses                           | 515           |
| Printing and Publication Expenses              | 35            |
| Representation Expenses                        | 250           |
| Rent/Lease Expenses                            | 200           |
| Subscription Expenses                          | 100           |
| Total Maintenance and Other Operating Expenses | 22,259        |
| Total Current Operating Expenditures           | 60,250        |
| <b>TOTAL NEW APPROPRIATIONS</b>                | <b>60,250</b> |

**C. NATIONAL PARKS DEVELOPMENT COMMITTEE**

For general administration and support, and operations, as indicated hereunder . . . . . **P 198,058,000**

**New Appropriations, by Program**

|                                    | <u>Current Operating Expenditures</u> |   |                        |                    |
|------------------------------------|---------------------------------------|---|------------------------|--------------------|
|                                    | <u>Personnel Services</u>             | <u>Maintenance and<br/>Other Operating<br/>Expenses</u> | <u>Capital Outlays</u> | <u>Total</u>       |
| <b>PROGRAMS</b>                    |                                       |   |                        |                    |
| General Administration and Support | P 28,346,000                          | P 12,486,000  | P                      | 40,832,000         |
| Operations                         | 36,450,000                            | 120,776,000   |                        | 157,226,000        |
| PARKS MANAGEMENT PROGRAM           | 29,431,000                            | 107,071,000   |                        | 136,502,000        |
| CULTURAL AND EVENTS PROGRAM        | 7,019,000                             | 13,705,000  |                        | 20,724,000         |
| <b>TOTAL NEW APPROPRIATIONS</b>    | <b>P 64,796,000</b>                   | <b>P 133,262,000</b>                                    | <b>P</b>               | <b>198,058,000</b> |

**Special Provision(s)**

1. **Reporting and Posting Requirements.** The submission of the quarterly reports on its financial and physical accomplishment shall be in accordance with Section 99 of the General Provisions of this Act.

2. **Appropriations for Activities or Projects.** The amounts appropriated herein shall be used specifically for the following activities or projects in the indicated amounts and conditions:

**New Appropriations, by Programs/Activities/Projects**

|                                    | <u>Current Operating Expenditures</u> |   |                        |              |
|------------------------------------|---------------------------------------|---|------------------------|--------------|
|                                    | <u>Personnel Services</u>             | <u>Maintenance and<br/>Other Operating<br/>Expenses</u> | <u>Capital Outlays</u> | <u>Total</u> |
| <b>PROGRAMS</b>                    |                                       |   |                        |              |
| General Administration and Support |                                       |   |                        |              |

|   |   |                          |   |                           |   |                           |
|---|---|--------------------------|---|---------------------------|---|---------------------------|
| General Management and Supervision  | P | 27,974,000               | P | 12,486,000                | P | 40,460,000                |
| Administration of Personnel Benefits  |   | <u>372,000</u>           |   |                           |   | <u>372,000</u>            |
| Sub-total, General Administration and Support   |   | <u>28,346,000</u>        |   | <u>12,486,000</u>         |   | <u>40,832,000</u>         |
| Operations  |   |                          |   |                           |   |                           |
| National Parks preserved and developed  |   | <u>29,431,000</u>        |   | <u>107,071,000</u>        |   | <u>136,502,000</u>        |
| <b>PARKS MANAGEMENT PROGRAM</b>   |   | <u>29,431,000</u>        |   | <u>107,071,000</u>        |   | <u>136,502,000</u>        |
| Development, beautification, preservation and maintenance of the Rizal Park and satellite parks |   | 29,431,000               |   | 80,918,000                |   | 110,349,000               |
| Provision of park security services   |   |                          |   | 26,153,000                |   | 26,153,000                |
| Visitor experience enriched   |   | <u>7,019,000</u>         |   | <u>13,705,000</u>         |   | <u>20,724,000</u>         |
| <b>CULTURAL AND EVENTS PROGRAM</b>  |   | <u>7,019,000</u>         |   | <u>13,705,000</u>         |   | <u>20,724,000</u>         |
| Promotion of arts and cultural activities in the parks  |   | <u>7,019,000</u>         |   | <u>13,705,000</u>         |   | <u>20,724,000</u>         |
| Sub-total, Operations   |   | <u>36,450,000</u>        |   | <u>120,776,000</u>        |   | <u>157,226,000</u>        |
| <b>TOTAL NEW APPROPRIATIONS</b>   | P | <u><u>64,796,000</u></u> | P | <u><u>133,262,000</u></u> | P | <u><u>198,058,000</u></u> |

New Appropriations, by Object of Expenditures  
(In Thousand Pesos)

Current Operating Expenditures

Personnel Services

Civilian Personnel

Permanent Positions

|              |               |
|--------------|---------------|
| Basic Salary | <u>47,831</u> |
|--------------|---------------|

|                           |               |
|---------------------------|---------------|
| Total Permanent Positions | <u>47,831</u> |
|---------------------------|---------------|

Other Compensation Common to All

|                                     |            |
|-------------------------------------|------------|
| Personnel Economic Relief Allowance | 3,792      |
| Representation Allowance            | 510        |
| Transportation Allowance            | 510        |
| Clothing and Uniform Allowance      | 948        |
| Mid-Year Bonus - Civilian           | 3,986      |
| Year End Bonus                      | 3,986      |
| Cash Gift                           | 790        |
| Productivity Enhancement Incentive  | 790        |
| Step Increment                      | <u>119</u> |

|  |               |
|--|---------------|
| Total Other Compensation Common to All | <u>15,431</u> |
|--|---------------|



|   |             |
|---|-------------|
| Other Benefits  |             |
| PAG-IBIG Contributions                                | 190         |
| PhilHealth Contributions                              | 782         |
| Employees Compensation Insurance Premiums             | 190         |
| Terminal Leave  | 372         |
|   | <hr/>       |
| Total Other Benefits                                  | 1,534       |
|   | <hr/>       |
| Total Personnel Services                              | 64,796      |
|   | <hr/>       |
| Maintenance and Other Operating Expenses              |             |
| Travelling Expenses                                   | 1,010       |
| Training and Scholarship Expenses                     | 1,551       |
| Supplies and Materials Expenses                       | 13,013      |
| Utility Expenses                                      | 24,800      |
| Communication Expenses                                | 1,935       |
| Confidential, Intelligence and Extraordinary Expenses |             |
| Extraordinary and Miscellaneous Expenses              | 300         |
| Professional Services                                 | 21,361      |
| General Services                                      | 44,394      |
| Repairs and Maintenance                               | 22,390      |
| Taxes, Insurance Premiums and Other Fees              | 1,206       |
| Labor and Wages                                       | 150         |
| Other Maintenance and Operating Expenses              |             |
| Advertising Expenses                                  | 100         |
| Representation Expenses                               | 650         |
| Rent/Lease Expenses                                   | 344         |
| Subscription Expenses                                 | 58          |
|   | <hr/>       |
| Total Maintenance and Other Operating Expenses        | 133,262     |
|   | <hr/>       |
| Total Current Operating Expenditures                  | 198,058     |
|   | <hr/>       |
| TOTAL NEW APPROPRIATIONS                              | 198,058     |
|   | <hr/> <hr/> |

**GENERAL SUMMARY  
DEPARTMENT OF TOURISM**

| <u>Current Operating Expenditures</u>              |                             |   |                           |                            |                               |
|--|-----------------------------|---|---------------------------|----------------------------|-------------------------------|
|  | <u>Personnel Services</u>   | <u>Maintenance and<br/>Other Operating<br/>Expenses</u> | <u>Financial Expenses</u> | <u>Capital Outlays</u>     | <u>Total</u>                  |
| A. OFFICE OF THE SECRETARY                         | P 616,112,000               | P 1,812,091,000   | P 3,580,000               | 51,819,000                 | P 2,483,602,000               |
| B. INTRAMUROS ADMINISTRATION                       | 37,991,000                  | 22,259,000  |                           |                            | 60,250,000                    |
| C. NATIONAL PARKS DEVELOPMENT COMMITTEE            | <u>64,796,000</u>           | <u>133,262,000</u>                                      |                           |                            | <u>198,058,000</u>            |
| TOTAL NEW APPROPRIATIONS, DEPARTMENT<br>OF TOURISM | P <u><u>718,899,000</u></u> | P <u><u>1,967,612,000</u></u>                           | P <u><u>3,580,000</u></u> | P <u><u>51,819,000</u></u> | P <u><u>2,741,910,000</u></u> |

**XXIV. DEPARTMENT OF TRADE AND INDUSTRY****A. OFFICE OF THE SECRETARY**

For general administration and support, and operations, including locally-funded and foreign-assisted project(s), as indicated herunder . . . . . P 6,683,680,000

**New Appropriations, by Program**

|   | Current Operating Expenditures |  |                           |                             |                               |
|---|--------------------------------|--|---------------------------|-----------------------------|-------------------------------|
|   | Personnel Services             | Maintenance and Other Operating Expenses | Financial Expenses        | Capital Outlays             | Total                         |
| <b>PROGRAMS</b>                             |                                |  |                           |                             |                               |
| General Administration and Support          | P 543,737,000                  | P 737,822,000                            | P                         | P 70,279,000                | P 1,351,838,000               |
| Operations                                  | <u>1,462,046,000</u>           | <u>3,794,610,000</u>                     | <u>4,915,000</u>          | <u>70,271,000</u>           | <u>5,331,842,000</u>          |
| EXPORTS AND INVESTMENTS DEVELOPMENT PROGRAM | 400,694,000                    | 385,406,000                              | 4,365,000                 |                             | 790,465,000                   |
| INDUSTRY DEVELOPMENT PROGRAM                | 253,612,000                    | 252,535,000                              | 550,000                   |                             | 506,697,000                   |
| MSME DEVELOPMENT PROGRAM                    | 430,190,000                    | 2,984,806,000                            |                           | 70,271,000                  | 3,485,267,000                 |
| CONSUMER PROTECTION PROGRAM                 | 362,728,000                    | 103,156,000                              |                           |                             | 465,884,000                   |
| CONSUMER EDUCATION AND ADVOCACY PROGRAM     | <u>14,822,000</u>              | <u>68,707,000</u>                        |                           |                             | <u>83,529,000</u>             |
| <b>TOTAL NEW APPROPRIATIONS</b>             | <u><u>P 2,005,783,000</u></u>  | <u><u>P 4,532,432,000</u></u>            | <u><u>P 4,915,000</u></u> | <u><u>P 140,550,000</u></u> | <u><u>P 6,683,680,000</u></u> |

**Special Provision(s)**

1. **Micro, Small and Medium Enterprise Development Council Fund.** In addition to the amounts appropriated herein, Twenty One Million Three Hundred Twenty One Thousand Pesos (P21,321,000) shall be used for the development of the Micro, Small and Medium Enterprises (MSMEs) sector sourced from ninety percent (90%) of the total penalties collected by the BSP from lending institutions, constituted into the MSME Development Council Fund in accordance with Section 20 of R.A. No. 9501.

Release of funds shall be subject to the submission of a Special Budget pursuant to Section 35, Chapter 5, Book VI of E.O. No. 292, s. 1987.

2. **Remedies Fund.** In addition to the amounts appropriated herein, Two Million One Hundred Thousand Pesos (P2,100,000) shall be used for the implementation of remedies or safeguard measures for the protection of the domestic industries and producers from increased imports which cause or threaten to cause serious injury to the local industry, sourced from fifty percent (50%) of the revenues collected from fees, charges, and safeguard duties, constituted into the Remedies Fund in accordance with Section 34 of R.A. No. 8800.

Release of funds shall be subject to the submission of a Special Budget pursuant to Section 35, Chapter 5, Book VI of E.O. No. 292.

3. **Fees and Other Receipts of the Intellectual Property Office of the Philippines.** The income of the Intellectual Property Office of the Philippines (IPOPHIL) shall be used for its operational requirements, including acquisition of office space and equipment, upgrading of facilities, and human resource development sourced from fees, fines, royalties, and other charges in accordance with Section 14.1 of R.A. No. 8293, as amended.

Disbursements or expenditures by the IPOPHIL in violation of the above requirement shall render any disbursement from said income void and shall subject the erring officials and employees to disciplinary actions in accordance with Section 43, Chapter 5, and Section 80, Chapter 7, Book VI of E.O. No. 292, and to appropriate criminal action under existing penal laws.

4. **Comprehensive Agrarian Reform Program.** The amount of One Hundred Twenty One Million One Hundred Ninety Four Thousand Pesos (121,194,000) appropriated herein shall be used in support of the Program Beneficiaries Development component of the Comprehensive Agrarian Reform Program.

5. **Implementation of Shared Service Facilities.** The amount of Seventy Eight Million One Hundred Thirty Two Thousand Pesos (P78,132,000) appropriated herein for the implementation of the Shared Service Facilities (SSF) shall be used for projects that aim to improve the quality and productivity of MSMEs. Its implementation shall be primarily based on priority industry clusters identified by the DTI in consultation with key stakeholders.

Upon the procurement of the equipment for the SSF, the DTI shall turn over the management thereof to the Cooperators, which shall commit to shoulder

maintenance and repair costs upon acceptance thereof. After the period of two years, the DTI may either: (i) transfer ownership of the SSF to the Cooperators that demonstrated successful management of the facilities; (ii) extend the usufruct period for another two years if the Cooperator needs additional period to establish the successful operation of the SSF; or (iii) transfer the management of the SSF equipment to another Cooperator for failure to secure, operate, properly maintain, or repair the SSF equipment upon acceptance.

6. **Negosyo Centers.** The amount of Five Hundred Fifty Eight Million One Hundred Eight Thousand Pesos (P558,108,000) appropriated herein shall be used for the establishment and management of Negosyo Centers in accordance with Section 3 of R.A. No. 10644. All existing similar activities undertaken by the DTI shall now be implemented by the Negosyo Centers.

7. **Reporting and Posting Requirements.** The submission of the quarterly reports on its financial and physical accomplishments shall be in accordance with Section 99 of the General Provisions of this Act.

8. **Appropriations for Activities or Projects.** The amounts appropriated herein shall be used specifically for the following activities or projects in the indicated amounts and conditions:

New Appropriations, by Programs/Activities/Projects

|   | Current Operating Expenditures |  |                    |                 |                 |
|---|--------------------------------|--|--------------------|-----------------|-----------------|
|   | Personnel Services             | Maintenance and<br>Other Operating<br>Expenses | Financial Expenses | Capital Outlays | Total           |
| PROGRAMS                                  |                                |  |                    |                 |                 |
| General Administration and Support        |                                |  |                    |                 |                 |
| General Management and Supervision        | P 490,252,000                  | P 737,822,000                                  | P                  | 70,279,000      | P 1,298,353,000 |
| National Capital Region (NCR)             | 256,007,000                    | 567,866,000                                    |                    | 70,279,000      | 894,152,000     |
| Central Office                            | 256,007,000                    | 567,866,000                                    |                    | 70,279,000      | 894,152,000     |
| Region I - Ilocos                         | 14,542,000                     | 13,389,000                                     |                    |                 | 27,931,000      |
| Regional Office - I                       | 14,542,000                     | 13,389,000                                     |                    |                 | 27,931,000      |
| Cordillera Administrative<br>Region (CAR) | 22,380,000                     | 9,361,000                                      |                    |                 | 31,741,000      |
| Regional Office - CAR                     | 22,380,000                     | 9,361,000                                      |                    |                 | 31,741,000      |
| Region II - Cagayan Valley                | 16,000,000                     | 8,790,000                                      |                    |                 | 24,790,000      |
| Regional Office - II                      | 16,000,000                     | 8,790,000                                      |                    |                 | 24,790,000      |
| Region III - Central Luzon                | 13,944,000                     | 9,351,000                                      |                    |                 | 23,295,000      |
| Regional Office - III                     | 13,944,000                     | 9,351,000                                      |                    |                 | 23,295,000      |
| Region IVA - CALABARZON                   | 27,930,000                     | 16,978,000                                     |                    |                 | 44,908,000      |
| Regional Office - IVA                     | 27,930,000                     | 16,978,000                                     |                    |                 | 44,908,000      |
| Region IVB - MIMAROPA                     | 13,046,000                     | 5,158,000                                      |                    |                 | 18,204,000      |
| Regional Office - IVB                     | 13,046,000                     | 5,158,000                                      |                    |                 | 18,204,000      |
| Region V - Bicol                          | 13,276,000                     | 10,550,000                                     |                    |                 | 23,826,000      |
| Regional Office - V                       | 13,276,000                     | 10,550,000                                     |                    |                 | 23,826,000      |

|   |                    |                    |                   |                      |
|---|--------------------|--------------------|-------------------|----------------------|
| Region VI - Western Visayas   | <u>19,530,000</u>  | <u>14,389,000</u>  |                   | <u>33,919,000</u>    |
| Regional Office - VI  | 19,530,000         | 14,389,000         |                   | 33,919,000           |
| Region VII - Central Visayas  | <u>11,114,000</u>  | <u>16,281,000</u>  |                   | <u>27,395,000</u>    |
| Regional Office - VII   | 11,114,000         | 16,281,000         |                   | 27,395,000           |
| Region VIII - Eastern Visayas   | <u>12,460,000</u>  | <u>4,386,000</u>   |                   | <u>16,846,000</u>    |
| Regional Office - VIII  | 12,460,000         | 4,386,000          |                   | 16,846,000           |
| Region IX - Zamboanga Peninsula   | <u>19,217,000</u>  | <u>11,705,000</u>  |                   | <u>30,922,000</u>    |
| Regional Office - IX  | 19,217,000         | 11,705,000         |                   | 30,922,000           |
| Region X - Northern Mindanao  | <u>11,354,000</u>  | <u>15,173,000</u>  |                   | <u>26,527,000</u>    |
| Regional Office - X   | 11,354,000         | 15,173,000         |                   | 26,527,000           |
| Region XI - Davao   | <u>11,919,000</u>  | <u>10,673,000</u>  |                   | <u>22,592,000</u>    |
| Regional Office - XI  | 11,919,000         | 10,673,000         |                   | 22,592,000           |
| Region XII - SOCCSKSARGEN   | <u>6,931,000</u>   | <u>12,521,000</u>  |                   | <u>19,452,000</u>    |
| Regional Office - XII   | 6,931,000          | 12,521,000         |                   | 19,452,000           |
| Region XIII - Caraga  | <u>20,602,000</u>  | <u>11,251,000</u>  |                   | <u>31,853,000</u>    |
| Regional Office - XIII  | 20,602,000         | 11,251,000         |                   | 31,853,000           |
| Administration of Personnel Benefits  | <u>53,485,000</u>  |                    |                   | <u>53,485,000</u>    |
| National Capital Region (NCR)   | <u>53,485,000</u>  |                    |                   | <u>53,485,000</u>    |
| Central Office  | <u>53,485,000</u>  |                    |                   | <u>53,485,000</u>    |
| Sub-total, General Administration and Support   | <u>543,737,000</u> | <u>737,822,000</u> | <u>70,279,000</u> | <u>1,351,838,000</u> |
| Operations  |                    |                    |                   |                      |
| Exports and investments increased   | <u>400,694,000</u> | <u>385,406,000</u> | <u>4,365,000</u>  | <u>790,465,000</u>   |
| EXPORTS AND INVESTMENTS<br>DEVELOPMENT PROGRAM  | <u>400,694,000</u> | <u>385,406,000</u> | <u>4,365,000</u>  | <u>790,465,000</u>   |
| Formulation of strategic plans,<br>programs and policies<br>on exports and investments          |                    | <u>15,209,000</u>  |                   | <u>15,209,000</u>    |
| National Capital Region (NCR)   |                    | <u>15,209,000</u>  |                   | <u>15,209,000</u>    |
| Central Office  |                    | 15,209,000         |                   | 15,209,000           |
| Development, facilitation, and<br>promotion of exports and investments,<br>domestic and foreign | <u>400,694,000</u> | <u>370,197,000</u> | <u>4,365,000</u>  | <u>775,256,000</u>   |

|  |                    |                    |                  |                    |
|--|--------------------|--------------------|------------------|--------------------|
| National Capital Region (NCR)          | <u>240,539,000</u> | <u>335,542,000</u> | <u>4,365,000</u> | <u>580,446,000</u> |
| Central Office                         | 240,539,000        | 335,542,000        | 4,365,000        | 580,446,000        |
| Region I - Ilocos                      | <u>4,260,000</u>   | <u>878,000</u>     |                  | <u>5,138,000</u>   |
| Regional Office - I                    | 4,260,000          | 878,000            |                  | 5,138,000          |
| Cordillera Administrative Region (CAR) | <u>15,408,000</u>  | <u>521,000</u>     |                  | <u>15,929,000</u>  |
| Regional Office - CAR                  | 15,408,000         | 521,000            |                  | 15,929,000         |
| Region II - Cagayan Valley             | <u>14,951,000</u>  | <u>2,370,000</u>   |                  | <u>17,321,000</u>  |
| Regional Office - II                   | 14,951,000         | 2,370,000          |                  | 17,321,000         |
| Region III - Central Luzon             | <u>22,391,000</u>  | <u>825,000</u>     |                  | <u>23,216,000</u>  |
| Regional Office - III                  | 22,391,000         | 825,000            |                  | 23,216,000         |
| Region IVA - CALABARZON                | <u>3,944,000</u>   | <u>2,449,000</u>   |                  | <u>6,393,000</u>   |
| Regional Office - IVA                  | 3,944,000          | 2,449,000          |                  | 6,393,000          |
| Region IVB - MIMAROPA                  | <u>7,305,000</u>   | <u>1,646,000</u>   |                  | <u>8,951,000</u>   |
| Regional Office - IVB                  | 7,305,000          | 1,646,000          |                  | 8,951,000          |
| Region V - Bicol                       | <u>10,512,000</u>  | <u>2,898,000</u>   |                  | <u>13,410,000</u>  |
| Regional Office - V                    | 10,512,000         | 2,898,000          |                  | 13,410,000         |
| Region VI - Western Visayas            | <u>4,402,000</u>   | <u>849,000</u>     |                  | <u>5,251,000</u>   |
| Regional Office - VI                   | 4,402,000          | 849,000            |                  | 5,251,000          |
| Region VII - Central Visayas           | <u>14,561,000</u>  | <u>2,524,000</u>   |                  | <u>17,085,000</u>  |
| Regional Office - VII                  | 14,561,000         | 2,524,000          |                  | 17,085,000         |
| Region VIII - Eastern Visayas          | <u>17,962,000</u>  | <u>3,508,000</u>   |                  | <u>21,470,000</u>  |
| Regional Office - VIII                 | 17,962,000         | 3,508,000          |                  | 21,470,000         |
| Region IX - Zamboanga Peninsula        | <u>6,833,000</u>   | <u>5,078,000</u>   |                  | <u>11,911,000</u>  |
| Regional Office - IX                   | 6,833,000          | 5,078,000          |                  | 11,911,000         |
| Region X - Northern Mindanao           | <u>8,032,000</u>   | <u>1,421,000</u>   |                  | <u>9,453,000</u>   |
| Regional Office - X                    | 8,032,000          | 1,421,000          |                  | 9,453,000          |
| Region XI - Davao                      | <u>10,897,000</u>  | <u>3,422,000</u>   |                  | <u>14,319,000</u>  |
| Regional Office - XI                   | 10,897,000         | 3,422,000          |                  | 14,319,000         |
| Region XII - SOCCSKSARGEN              | <u>11,746,000</u>  | <u>3,047,000</u>   |                  | <u>14,793,000</u>  |
| Regional Office - XII                  | 11,746,000         | 3,047,000          |                  | 14,793,000         |

|  |                    |                    |                |                    |
|--|--------------------|--------------------|----------------|--------------------|
| Region XIII - Caraga   | <u>6,951,000</u>   | <u>3,219,000</u>   |                | <u>10,170,000</u>  |
| Regional Office - XIII   | 6,951,000          | 3,219,000          |                | 10,170,000         |
| Industries developed   | <u>253,612,000</u> | <u>252,535,000</u> | <u>550,000</u> | <u>506,697,000</u> |
| <b>INDUSTRY DEVELOPMENT PROGRAM</b>  | <u>253,612,000</u> | <u>252,535,000</u> | <u>550,000</u> | <u>506,697,000</u> |
| Formulation of strategic plans,<br>programs, and policies to develop<br>competitive industries | <u>214,172,000</u> | <u>196,212,000</u> | <u>550,000</u> | <u>410,934,000</u> |
| National Capital Region (NCR)  | <u>130,967,000</u> | <u>148,442,000</u> | <u>550,000</u> | <u>279,959,000</u> |
| Central Office   | 130,967,000        | 148,442,000        | 550,000        | 279,959,000        |
| Region I - Ilocos  |                    | <u>1,991,000</u>   |                | <u>1,991,000</u>   |
| Regional Office - I  |                    | 1,991,000          |                | 1,991,000          |
| Cordillera Administrative<br>Region (CAR)  | <u>693,000</u>     | <u>5,507,000</u>   |                | <u>6,200,000</u>   |
| Regional Office - CAR  | 693,000            | 5,507,000          |                | 6,200,000          |
| Region II - Cagayan Valley   |                    | <u>1,867,000</u>   |                | <u>1,867,000</u>   |
| Regional Office - II   |                    | 1,867,000          |                | 1,867,000          |
| Region III - Central Luzon   | <u>7,595,000</u>   | <u>2,246,000</u>   |                | <u>9,841,000</u>   |
| Regional Office - III  | 7,595,000          | 2,246,000          |                | 9,841,000          |
| Region IVA - CALABARZON  | <u>8,632,000</u>   | <u>3,064,000</u>   |                | <u>11,696,000</u>  |
| Regional Office - IVA  | 8,632,000          | 3,064,000          |                | 11,696,000         |
| Region IVB - MIMAROPA  | <u>3,378,000</u>   | <u>796,000</u>     |                | <u>4,174,000</u>   |
| Regional Office - IVB  | 3,378,000          | 796,000            |                | 4,174,000          |
| Region V - Bicol   | <u>7,715,000</u>   | <u>3,841,000</u>   |                | <u>11,556,000</u>  |
| Regional Office - V  | 7,715,000          | 3,841,000          |                | 11,556,000         |
| Region VI - Western Visayas  |                    | <u>3,104,000</u>   |                | <u>3,104,000</u>   |
| Regional Office - VI   |                    | 3,104,000          |                | 3,104,000          |
| Region VII - Central Visayas   | <u>3,991,000</u>   | <u>3,462,000</u>   |                | <u>7,453,000</u>   |
| Regional Office - VII  | 3,991,000          | 3,462,000          |                | 7,453,000          |
| Region VIII - Eastern Visayas  | <u>2,400,000</u>   | <u>796,000</u>     |                | <u>3,196,000</u>   |
| Regional Office - VIII   | 2,400,000          | 796,000            |                | 3,196,000          |
| Region IX - Zamboanga Peninsula  | <u>10,470,000</u>  | <u>2,993,000</u>   |                | <u>13,463,000</u>  |
| Regional Office - IX   | 10,470,000         | 2,993,000          |                | 13,463,000         |

|   |             |               |                          |
|---|-------------|---------------|--------------------------|
| Region X - Northern Mindanao  | 6,685,000   | 5,489,000     | 12,174,000               |
| Regional Office - X   | 6,685,000   | 5,489,000     | 12,174,000               |
| Region XI - Davao   | 10,182,000  | 4,817,000     | 14,999,000               |
| Regional Office - XI  | 10,182,000  | 4,817,000     | 14,999,000               |
| Region XII - SOCCSKSARGEN   | 12,337,000  | 3,085,000     | 15,422,000               |
| Regional Office - XII   | 12,337,000  | 3,085,000     | 15,422,000               |
| Region XIII - Caraga  | 9,127,000   | 4,712,000     | 13,839,000               |
| Regional Office - XIII  | 9,127,000   | 4,712,000     | 13,839,000               |
| Promotion of competitiveness through<br>administration of awards program,<br>voluntary certification and<br>accreditation programs      | 39,440,000  | 47,087,000    | 86,527,000               |
| National Capital Region (NCR)   | 39,440,000  | 47,087,000    | 86,527,000               |
| Central Office  | 39,440,000  | 47,087,000    | 86,527,000               |
| Project(s)  |             |               |                          |
| Locally-Funded Project(s)   |             | 9,236,000     | 9,236,000                |
| Go Lokal  |             | 9,236,000     | 9,236,000                |
| National Capital Region (NCR)   |             | 9,236,000     | 9,236,000                |
| Central Office  |             | 9,236,000     | 9,236,000                |
| MSMEs assisted and developed  | 430,190,000 | 2,984,806,000 | 70,271,000 3,485,267,000 |
| MSME DEVELOPMENT PROGRAM  | 430,190,000 | 2,984,806,000 | 70,271,000 3,485,267,000 |
| Formulation of strategic plans,<br>programs, and policies on MSME<br>development  | 6,772,000   | 5,038,000     | 11,810,000               |
| National Capital Region (NCR)   | 6,772,000   | 5,038,000     | 11,810,000               |
| Central Office  | 6,772,000   | 5,038,000     | 11,810,000               |
| Implementation of the MSME<br>Development Plan and other initiatives<br>to promote the growth of Micro,<br>Small and Medium Enterprises | 333,896,000 | 262,975,000   | 596,871,000              |
| National Capital Region (NCR)   | 78,097,000  | 100,187,000   | 178,284,000              |
| Central Office  | 78,097,000  | 100,187,000   | 178,284,000              |
| Region I - Ilocos   | 33,255,000  | 8,662,000     | 41,917,000               |
| Regional Office - I   | 33,255,000  | 8,662,000     | 41,917,000               |



|   |                   |                   |                    |
|---|-------------------|-------------------|--------------------|
| Cordillera Administrative Region (CAR)  | <u>15,002,000</u> | <u>13,185,000</u> | <u>28,187,000</u>  |
| Regional Office - CAR   | 15,002,000        | 13,185,000        | 28,187,000         |
| Region II - Cagayan Valley  | <u>13,089,000</u> | <u>11,893,000</u> | <u>24,982,000</u>  |
| Regional Office - II  | 13,089,000        | 11,893,000        | 24,982,000         |
| Region III - Central Luzon  | <u>24,475,000</u> | <u>16,461,000</u> | <u>40,936,000</u>  |
| Regional Office - III   | 24,475,000        | 16,461,000        | 40,936,000         |
| Region IVA - CALABARZON   | <u>15,933,000</u> | <u>9,004,000</u>  | <u>24,937,000</u>  |
| Regional Office - IVA   | 15,933,000        | 9,004,000         | 24,937,000         |
| Region IVB - MIMAROPA   | <u>18,363,000</u> | <u>12,171,000</u> | <u>30,534,000</u>  |
| Regional Office - IVB   | 18,363,000        | 12,171,000        | 30,534,000         |
| Region V - Bicol  | <u>25,419,000</u> | <u>8,459,000</u>  | <u>33,878,000</u>  |
| Regional Office - V   | 25,419,000        | 8,459,000         | 33,878,000         |
| Region VI - Western Visayas   | <u>16,813,000</u> | <u>10,984,000</u> | <u>27,797,000</u>  |
| Regional Office - VI  | 16,813,000        | 10,984,000        | 27,797,000         |
| Region VII - Central Visayas  | <u>19,167,000</u> | <u>11,711,000</u> | <u>30,878,000</u>  |
| Regional Office - VII   | 19,167,000        | 11,711,000        | 30,878,000         |
| Region VIII - Eastern Visayas   | <u>14,782,000</u> | <u>10,440,000</u> | <u>25,222,000</u>  |
| Regional Office - VIII  | 14,782,000        | 10,440,000        | 25,222,000         |
| Region IX - Zamboanga Peninsula   | <u>8,070,000</u>  | <u>10,099,000</u> | <u>18,169,000</u>  |
| Regional Office - IX  | 8,070,000         | 10,099,000        | 18,169,000         |
| Region X - Northern Mindanao  | <u>12,705,000</u> | <u>9,210,000</u>  | <u>21,915,000</u>  |
| Regional Office - X   | 12,705,000        | 9,210,000         | 21,915,000         |
| Region XI - Davao   | <u>18,328,000</u> | <u>14,171,000</u> | <u>32,499,000</u>  |
| Regional Office - XI  | 18,328,000        | 14,171,000        | 32,499,000         |
| Region XII - SOCCSKSARGEN   | <u>10,168,000</u> | <u>8,203,000</u>  | <u>18,371,000</u>  |
| Regional Office - XII   | 10,168,000        | 8,203,000         | 18,371,000         |
| Region XIII - Caraga  | <u>10,230,000</u> | <u>8,135,000</u>  | <u>18,365,000</u>  |
| Regional Office - XIII  | 10,230,000        | 8,135,000         | 18,365,000         |
| For the requirements of the Program<br>Beneficiaries Development<br>Component of the Comprehensive<br>Agrarian Reform Program | <u>89,522,000</u> | <u>31,672,000</u> | <u>121,194,000</u> |

|  |                   |                      |                      |
|--|-------------------|----------------------|----------------------|
| National Capital Region (NCR)          | <u>89,522,000</u> | <u>31,672,000</u>    | <u>121,194,000</u>   |
| Central Office                         | 89,522,000        | 31,672,000           | 121,194,000          |
| Project(s)                             |                   |                      |                      |
| Locally - Funded Project(s)            |                   | <u>1,930,738,000</u> | <u>1,930,738,000</u> |
| Establishment of Negosyo Centers       |                   | <u>558,108,000</u>   | <u>558,108,000</u>   |
| National Capital Region (NCR)          |                   | <u>23,348,000</u>    | <u>23,348,000</u>    |
| Central Office                         |                   | 23,348,000           | 23,348,000           |
| Region I - Ilocos                      |                   | <u>26,290,000</u>    | <u>26,290,000</u>    |
| Regional Office - I                    |                   | 26,290,000           | 26,290,000           |
| Cordillera Administrative Region (CAR) |                   | <u>27,550,000</u>    | <u>27,550,000</u>    |
| Regional Office - CAR                  |                   | 27,550,000           | 27,550,000           |
| Region II - Cagayan Valley             |                   | <u>34,235,000</u>    | <u>34,235,000</u>    |
| Regional Office - II                   |                   | 34,235,000           | 34,235,000           |
| Region III - Central Luzon             |                   | <u>43,514,000</u>    | <u>43,514,000</u>    |
| Regional Office - III                  |                   | 43,514,000           | 43,514,000           |
| Region IVA - CALABARZON                |                   | <u>52,310,000</u>    | <u>52,310,000</u>    |
| Regional Office - IVA                  |                   | 52,310,000           | 52,310,000           |
| Region IVB - MIMAROPA                  |                   | <u>25,700,000</u>    | <u>25,700,000</u>    |
| Regional Office - IVB                  |                   | 25,700,000           | 25,700,000           |
| Region V - Bicol                       |                   | <u>40,924,000</u>    | <u>40,924,000</u>    |
| Regional Office - V                    |                   | 40,924,000           | 40,924,000           |
| Region VI - Western Visayas            |                   | <u>48,072,000</u>    | <u>48,072,000</u>    |
| Regional Office - VI                   |                   | 48,072,000           | 48,072,000           |
| Region VII - Central Visayas           |                   | <u>36,256,000</u>    | <u>36,256,000</u>    |
| Regional Office - VII                  |                   | 36,256,000           | 36,256,000           |
| Region VIII - Eastern Visayas          |                   | <u>47,842,000</u>    | <u>47,842,000</u>    |
| Regional Office - VIII                 |                   | 47,842,000           | 47,842,000           |
| Region IX - Zamboanga Peninsula        |                   | <u>25,153,000</u>    | <u>25,153,000</u>    |
| Regional Office - IX                   |                   | 25,153,000           | 25,153,000           |

|   |                   |                   |
|---|-------------------|-------------------|
| Region X - Northern Mindanao              | <u>39,280,000</u> | <u>39,280,000</u> |
| Regional Office - X                       | 39,280,000        | 39,280,000        |
| Region XI - Davao                         | <u>31,681,000</u> | <u>31,681,000</u> |
| Regional Office - XI                      | 31,681,000        | 31,681,000        |
| Region XII - SOCCSKSARGEN                 | <u>27,351,000</u> | <u>27,351,000</u> |
| Regional Office - XII                     | 27,351,000        | 27,351,000        |
| Region XIII - Caraga                      | <u>28,602,000</u> | <u>28,602,000</u> |
| Regional Office - XIII                    | 28,602,000        | 28,602,000        |
| OTOP: Next Generation                     | <u>91,498,000</u> | <u>91,498,000</u> |
| National Capital Region (NCR)             | <u>14,427,000</u> | <u>14,427,000</u> |
| Central Office                            | 14,427,000        | 14,427,000        |
| Region I - Ilocos                         | <u>3,854,000</u>  | <u>3,854,000</u>  |
| Regional Office - I                       | 3,854,000         | 3,854,000         |
| Cordillera Administrative<br>Region (CAR) | <u>6,590,000</u>  | <u>6,590,000</u>  |
| Regional Office - CAR                     | 6,590,000         | 6,590,000         |
| Region II - Cagayan Valley                | <u>4,791,000</u>  | <u>4,791,000</u>  |
| Regional Office - II                      | 4,791,000         | 4,791,000         |
| Region III - Central Luzon                | <u>4,892,000</u>  | <u>4,892,000</u>  |
| Regional Office - III                     | 4,892,000         | 4,892,000         |
| Region IVA - CALABARZON                   | <u>5,989,000</u>  | <u>5,989,000</u>  |
| Regional Office - IVA                     | 5,989,000         | 5,989,000         |
| Region IVB - MIMAROPA                     | <u>5,796,000</u>  | <u>5,796,000</u>  |
| Regional Office - IVB                     | 5,796,000         | 5,796,000         |
| Region V - Bicol                          | <u>4,653,000</u>  | <u>4,653,000</u>  |
| Regional Office - V                       | 4,653,000         | 4,653,000         |
| Region VI - Western Visayas               | <u>3,983,000</u>  | <u>3,983,000</u>  |
| Regional Office - VI                      | 3,983,000         | 3,983,000         |
| Region VII - Central Visayas              | <u>4,781,000</u>  | <u>4,781,000</u>  |
| Regional Office - VII                     | 4,781,000         | 4,781,000         |

|  |                   |                   |
|--|-------------------|-------------------|
| Region VIII - Eastern Visayas              | <u>4,192,000</u>  | <u>4,192,000</u>  |
| Regional Office - VIII                     | 4,192,000         | 4,192,000         |
| Region IX - Zamboanga Peninsula            | <u>5,552,000</u>  | <u>5,552,000</u>  |
| Regional Office - IX                       | 5,552,000         | 5,552,000         |
| Region X - Northern Mindanao               | <u>4,743,000</u>  | <u>4,743,000</u>  |
| Regional Office - X                        | 4,743,000         | 4,743,000         |
| Region XI - Davao                          | <u>4,781,000</u>  | <u>4,781,000</u>  |
| Regional Office - XI                       | 4,781,000         | 4,781,000         |
| Region XII - SOCCSKSARGEN                  | <u>5,580,000</u>  | <u>5,580,000</u>  |
| Regional Office - XII                      | 5,580,000         | 5,580,000         |
| Region XIII - Caraga                       | <u>6,894,000</u>  | <u>6,894,000</u>  |
| Regional Office - XIII                     | 6,894,000         | 6,894,000         |
| Shared Service Facilities<br>(SSF) Project | <u>78,132,000</u> | <u>78,132,000</u> |
| National Capital Region (NCR)              | <u>9,988,000</u>  | <u>9,988,000</u>  |
| Central Office                             | 9,988,000         | 9,988,000         |
| Region I - Ilocos                          | <u>5,420,000</u>  | <u>5,420,000</u>  |
| Regional Office - I                        | 5,420,000         | 5,420,000         |
| Cordillera Administrative<br>Region (CAR)  | <u>4,012,000</u>  | <u>4,012,000</u>  |
| Regional Office - CAR                      | 4,012,000         | 4,012,000         |
| Region II - Cagayan Valley                 | <u>6,790,000</u>  | <u>6,790,000</u>  |
| Regional Office - II                       | 6,790,000         | 6,790,000         |
| Region III - Central Luzon                 | <u>6,101,000</u>  | <u>6,101,000</u>  |
| Regional Office - III                      | 6,101,000         | 6,101,000         |
| Region IVA - CALABARZON                    | <u>4,163,000</u>  | <u>4,163,000</u>  |
| Regional Office - IVA                      | 4,163,000         | 4,163,000         |
| Region IVB - MIMAROPA                      | <u>3,235,000</u>  | <u>3,235,000</u>  |
| Regional Office - IVB                      | 3,235,000         | 3,235,000         |
| Region V - Bicol                           | <u>4,097,000</u>  | <u>4,097,000</u>  |
| Regional Office - V                        | 4,097,000         | 4,097,000         |

|  |                    |                    |
|--|--------------------|--------------------|
| Region VI - Western Visayas  | <u>4,205,000</u>   | <u>4,205,000</u>   |
| Regional Office - VI   | 4,205,000          | 4,205,000          |
| Region VII - Central Visayas   | <u>3,999,000</u>   | <u>3,999,000</u>   |
| Regional Office - VII  | 3,999,000          | 3,999,000          |
| Region VIII - Eastern Visayas  | <u>3,973,000</u>   | <u>3,973,000</u>   |
| Regional Office - VIII   | 3,973,000          | 3,973,000          |
| Region IX - Zamboanga Peninsula  | <u>3,956,000</u>   | <u>3,956,000</u>   |
| Regional Office - IX   | 3,956,000          | 3,956,000          |
| Region X - Northern Mindanao   | <u>5,148,000</u>   | <u>5,148,000</u>   |
| Regional Office - X  | 5,148,000          | 5,148,000          |
| Region XI - Davao  | <u>4,837,000</u>   | <u>4,837,000</u>   |
| Regional Office - XI   | 4,837,000          | 4,837,000          |
| Region XII - SOCCSKSARGEN  | <u>3,792,000</u>   | <u>3,792,000</u>   |
| Regional Office - XII  | 3,792,000          | 3,792,000          |
| Region XIII - Caraga   | <u>4,416,000</u>   | <u>4,416,000</u>   |
| Regional Office - XIII   | 4,416,000          | 4,416,000          |
| Livelihood Seeding Program and<br>Negosyo Serbisyo sa Barangay (LSP-NSB) | <u>203,000,000</u> | <u>203,000,000</u> |
| National Capital Region  | <u>2,317,000</u>   | <u>2,317,000</u>   |
| Central Office   | 2,317,000          | 2,317,000          |
| Region I - Ilocos  | <u>12,011,000</u>  | <u>12,011,000</u>  |
| Regional Office - I  | 12,011,000         | 12,011,000         |
| Cordillera Administrative<br>Region (CAR)                                | <u>11,481,000</u>  | <u>11,481,000</u>  |
| Regional Office - CAR  | 11,481,000         | 11,481,000         |
| Region II - Cagayan Valley   | <u>9,159,000</u>   | <u>9,159,000</u>   |
| Regional Office - II   | 9,159,000          | 9,159,000          |
| Region III - Central Luzon   | <u>5,115,000</u>   | <u>5,115,000</u>   |
| Regional Office - III  | 5,115,000          | 5,115,000          |
| Region IVA - CALABARZON  | <u>14,400,000</u>  | <u>14,400,000</u>  |
| Regional Office - IVA  | 14,400,000         | 14,400,000         |

|   |                      |                      |
|---|----------------------|----------------------|
| Region IVB - MIMAROPA                     | <u>4,651,000</u>     | <u>4,651,000</u>     |
| Regional Office - IVB                     | 4,651,000            | 4,651,000            |
| Region V - Bicol                          | <u>16,059,000</u>    | <u>16,059,000</u>    |
| Regional Office - V                       | 16,059,000           | 16,059,000           |
| Region VI - Western Visayas               | <u>18,049,000</u>    | <u>18,049,000</u>    |
| Regional Office - VI                      | 18,049,000           | 18,049,000           |
| Region VII - Central Visayas              | <u>20,702,000</u>    | <u>20,702,000</u>    |
| Regional Office - VII                     | 20,702,000           | 20,702,000           |
| Region VIII - Eastern Visayas             | <u>35,628,000</u>    | <u>35,628,000</u>    |
| Regional Office - VIII                    | 35,628,000           | 35,628,000           |
| Region IX - Zamboanga Peninsula           | <u>11,017,000</u>    | <u>11,017,000</u>    |
| Regional Office - IX                      | 11,017,000           | 11,017,000           |
| Region X - Northern Mindanao              | <u>14,002,000</u>    | <u>14,002,000</u>    |
| Regional Office - X                       | 14,002,000           | 14,002,000           |
| Region XI - Davao                         | <u>6,575,000</u>     | <u>6,575,000</u>     |
| Regional Office - XI                      | 6,575,000            | 6,575,000            |
| Region XII - SOCCSKSARGEN                 | <u>13,206,000</u>    | <u>13,206,000</u>    |
| Regional Office - XII                     | 13,206,000           | 13,206,000           |
| Region XIII - Caraga                      | <u>8,628,000</u>     | <u>8,628,000</u>     |
| Regional Office - XIII                    | 8,628,000            | 8,628,000            |
| Pangkabuhayan sa Pagbangon<br>at Ginhawa  | <u>1,000,000,000</u> | <u>1,000,000,000</u> |
| National Capital Region (NCR)             | <u>184,768,000</u>   | <u>184,768,000</u>   |
| Central Office                            | 184,768,000          | 184,768,000          |
| Region I - Ilocos                         | <u>73,440,000</u>    | <u>73,440,000</u>    |
| Regional Office - I                       | 73,440,000           | 73,440,000           |
| Cordillera Administrative<br>Region (CAR) | <u>45,216,000</u>    | <u>45,216,000</u>    |
| Regional Office - CAR                     | 45,216,000           | 45,216,000           |
| Region II - Cagayan Valley                | <u>41,528,000</u>    | <u>41,528,000</u>    |
| Regional Office - II                      | 41,528,000           | 41,528,000           |

|   |                    |                   |                    |
|---|--------------------|-------------------|--------------------|
| Region III - Central Luzon  | <u>76,992,000</u>  |                   | <u>76,992,000</u>  |
| Regional Office - III   | 76,992,000         |                   | 76,992,000         |
| Region IVA - CALABARZON   | <u>90,928,000</u>  |                   | <u>90,928,000</u>  |
| Regional Office - IVA   | 90,928,000         |                   | 90,928,000         |
| Region IVB - MIMAROPA   | <u>31,128,000</u>  |                   | <u>31,128,000</u>  |
| Regional Office - IVB   | 31,128,000         |                   | 31,128,000         |
| Region V - Bicol  | <u>87,616,000</u>  |                   | <u>87,616,000</u>  |
| Regional Office - V   | 87,616,000         |                   | 87,616,000         |
| Region VI - Western Visayas   | <u>53,516,000</u>  |                   | <u>53,516,000</u>  |
| Regional Office - VI  | 53,516,000         |                   | 53,516,000         |
| Region VII - Central Visayas  | <u>64,640,000</u>  |                   | <u>64,640,000</u>  |
| Regional Office - VII   | 64,640,000         |                   | 64,640,000         |
| Region VIII - Eastern Visayas   | <u>40,816,000</u>  |                   | <u>40,816,000</u>  |
| Regional Office - VIII  | 40,816,000         |                   | 40,816,000         |
| Region IX - Zamboanga Peninsula   | <u>35,428,000</u>  |                   | <u>35,428,000</u>  |
| Regional Office - IX  | 35,428,000         |                   | 35,428,000         |
| Region X - Northern Mindanao  | <u>65,428,000</u>  |                   | <u>65,428,000</u>  |
| Regional Office - X   | 65,428,000         |                   | 65,428,000         |
| Region XI - Davao   | <u>44,916,000</u>  |                   | <u>44,916,000</u>  |
| Regional Office - XI  | 44,916,000         |                   | 44,916,000         |
| Region XII - SOCCSKSARGEN   | <u>44,916,000</u>  |                   | <u>44,916,000</u>  |
| Regional Office - XII   | 44,916,000         |                   | 44,916,000         |
| Region XIII - Caraga  | <u>18,724,000</u>  |                   | <u>18,724,000</u>  |
| Regional Office - XIII  | 18,724,000         |                   | 18,724,000         |
| Foreign-Assisted Project(s)   | <u>754,383,000</u> | <u>70,271,000</u> | <u>824,654,000</u> |
| Rural Agro-Enterprise Partnership for<br>Inclusive Development (RAPID) Growth | <u>754,383,000</u> | <u>70,271,000</u> | <u>824,654,000</u> |
| Loan Proceeds   | <u>641,269,000</u> | <u>70,271,000</u> | <u>711,540,000</u> |
| National Capital Region   | <u>641,269,000</u> | <u>70,271,000</u> | <u>711,540,000</u> |
| Central Office  | 641,269,000        | 70,271,000        | 711,540,000        |

|  |                    |                    |                    |
|--|--------------------|--------------------|--------------------|
| GOP Counterpart  |                    | <u>113,114,000</u> | <u>113,114,000</u> |
| National Capital Region  |                    | <u>113,114,000</u> | <u>113,114,000</u> |
| Central Office   |                    | 113,114,000        | 113,114,000        |
| Consumer welfare enhanced  | <u>377,550,000</u> | <u>171,863,000</u> | <u>549,413,000</u> |
| <b>CONSUMER PROTECTION PROGRAM</b>   | <u>362,728,000</u> | <u>103,156,000</u> | <u>465,884,000</u> |
| Formulation of strategic plans, programs,<br>and policies on consumer protection |                    | <u>5,222,000</u>   | <u>5,222,000</u>   |
| National Capital Region (NCR)  |                    | <u>5,222,000</u>   | <u>5,222,000</u>   |
| Central Office   |                    | 5,222,000          | 5,222,000          |
| Monitoring and enforcement of FTL<br>including consumer complaints handling      | <u>177,105,000</u> | <u>59,033,000</u>  | <u>236,138,000</u> |
| National Capital Region (NCR)  | <u>22,718,000</u>  | <u>39,377,000</u>  | <u>62,095,000</u>  |
| Central Office   | 22,718,000         | 39,377,000         | 62,095,000         |
| Region I - Ilocos  | <u>7,604,000</u>   | <u>691,000</u>     | <u>8,295,000</u>   |
| Regional Office - I  | 7,604,000          | 691,000            | 8,295,000          |
| Cordillera Administrative Region (CAR)   | <u>10,303,000</u>  | <u>2,075,000</u>   | <u>12,378,000</u>  |
| Regional Office - CAR  | 10,303,000         | 2,075,000          | 12,378,000         |
| Region II - Cagayan Valley   | <u>15,356,000</u>  | <u>819,000</u>     | <u>16,175,000</u>  |
| Regional Office - II   | 15,356,000         | 819,000            | 16,175,000         |
| Region III - Central Luzon   | <u>16,203,000</u>  | <u>2,152,000</u>   | <u>18,355,000</u>  |
| Regional Office - III  | 16,203,000         | 2,152,000          | 18,355,000         |
| Region IVA - CALABARZON  | <u>14,513,000</u>  | <u>1,952,000</u>   | <u>16,465,000</u>  |
| Regional Office - IVA  | 14,513,000         | 1,952,000          | 16,465,000         |
| Region IVB - MIMAROPA  | <u>4,787,000</u>   | <u>494,000</u>     | <u>5,281,000</u>   |
| Regional Office - IVB  | 4,787,000          | 494,000            | 5,281,000          |
| Region V - Bicol   | <u>10,053,000</u>  | <u>701,000</u>     | <u>10,754,000</u>  |
| Regional Office - V  | 10,053,000         | 701,000            | 10,754,000         |
| Region VI - Western Visayas  | <u>11,615,000</u>  | <u>1,177,000</u>   | <u>12,792,000</u>  |
| Regional Office - VI   | 11,615,000         | 1,177,000          | 12,792,000         |
| Region VII - Central Visayas   | <u>9,060,000</u>   | <u>1,726,000</u>   | <u>10,786,000</u>  |
| Regional Office - VII  | 9,060,000          | 1,726,000          | 10,786,000         |



|   |                    |                   |                    |
|---|--------------------|-------------------|--------------------|
| Region VIII - Eastern Visayas   | <u>6,958,000</u>   | <u>1,653,000</u>  | <u>8,611,000</u>   |
| Regional Office - VIII  | 6,958,000          | 1,653,000         | 8,611,000          |
| Region IX - Zamboanga Peninsula   | <u>11,329,000</u>  | <u>707,000</u>    | <u>12,036,000</u>  |
| Regional Office - IX  | 11,329,000         | 707,000           | 12,036,000         |
| Region X - Northern Mindanao  | <u>7,446,000</u>   | <u>1,973,000</u>  | <u>9,419,000</u>   |
| Regional Office - X   | 7,446,000          | 1,973,000         | 9,419,000          |
| Region XI - Davao   | <u>12,464,000</u>  | <u>508,000</u>    | <u>12,972,000</u>  |
| Regional Office - XI  | 12,464,000         | 508,000           | 12,972,000         |
| Region XII - SOCCSKSARGEN   | <u>8,649,000</u>   | <u>1,616,000</u>  | <u>10,265,000</u>  |
| Regional Office - XII   | 8,649,000          | 1,616,000         | 10,265,000         |
| Region XIII - Caraga  | <u>8,047,000</u>   | <u>1,412,000</u>  | <u>9,459,000</u>   |
| Regional Office - XIII  | 8,047,000          | 1,412,000         | 9,459,000          |
| Accreditation and issuance of<br>business licenses, permits<br>registration and authorities | <u>185,623,000</u> | <u>38,901,000</u> | <u>224,524,000</u> |
| National Capital Region (NCR)   | <u>87,162,000</u>  | <u>19,084,000</u> | <u>106,246,000</u> |
| Central Office  | 87,162,000         | 19,084,000        | 106,246,000        |
| Region I - Ilocos   | <u>4,368,000</u>   | <u>1,592,000</u>  | <u>5,960,000</u>   |
| Regional Office - I   | 4,368,000          | 1,592,000         | 5,960,000          |
| Cordillera Administrative Region (CAR)  | <u>7,064,000</u>   |                   | <u>7,064,000</u>   |
| Regional Office - CAR   | 7,064,000          |                   | 7,064,000          |
| Region II - Cagayan Valley  | <u>10,827,000</u>  | <u>1,061,000</u>  | <u>11,888,000</u>  |
| Regional Office - II  | 10,827,000         | 1,061,000         | 11,888,000         |
| Region III - Central Luzon  | <u>9,054,000</u>   | <u>3,984,000</u>  | <u>13,038,000</u>  |
| Regional Office - III   | 9,054,000          | 3,984,000         | 13,038,000         |
| Region IVA - CALABARZON   | <u>9,299,000</u>   | <u>2,627,000</u>  | <u>11,926,000</u>  |
| Regional Office - IVA   | 9,299,000          | 2,627,000         | 11,926,000         |
| Region IVB - MIMAROPA   | <u>5,770,000</u>   | <u>569,000</u>    | <u>6,339,000</u>   |
| Regional Office - IVB   | 5,770,000          | 569,000           | 6,339,000          |
| Region V - Bicol  | <u>8,346,000</u>   | <u>400,000</u>    | <u>8,746,000</u>   |
| Regional Office - V   | 8,346,000          | 400,000           | 8,746,000          |

|  |                   |                   |                   |
|--|-------------------|-------------------|-------------------|
| Region VI - Western Visayas  | <u>3,447,000</u>  | <u>1,172,000</u>  | <u>4,619,000</u>  |
| Regional Office - VI   | 3,447,000         | 1,172,000         | 4,619,000         |
| Region VII - Central Visayas   | <u>8,276,000</u>  | <u>1,192,000</u>  | <u>9,468,000</u>  |
| Regional Office - VII  | 8,276,000         | 1,192,000         | 9,468,000         |
| Region VIII - Eastern Visayas  | <u>4,245,000</u>  | <u>987,000</u>    | <u>5,232,000</u>  |
| Regional Office - VIII   | 4,245,000         | 987,000           | 5,232,000         |
| Region IX - Zamboanga Peninsula  | <u>2,123,000</u>  | <u>377,000</u>    | <u>2,500,000</u>  |
| Regional Office - IX   | 2,123,000         | 377,000           | 2,500,000         |
| Region X - Northern Mindanao   | <u>14,147,000</u> | <u>1,059,000</u>  | <u>15,206,000</u> |
| Regional Office - X  | 14,147,000        | 1,059,000         | 15,206,000        |
| Region XI - Davao  | <u>4,492,000</u>  | <u>1,055,000</u>  | <u>5,547,000</u>  |
| Regional Office - XI   | 4,492,000         | 1,055,000         | 5,547,000         |
| Region XII - SOCCSKSARGEN  | <u>4,242,000</u>  | <u>2,063,000</u>  | <u>6,305,000</u>  |
| Regional Office - XII  | 4,242,000         | 2,063,000         | 6,305,000         |
| Region XIII - Caraga   | <u>2,761,000</u>  | <u>1,679,000</u>  | <u>4,440,000</u>  |
| Regional Office - XIII   | 2,761,000         | 1,679,000         | 4,440,000         |
| <b>CONSUMER EDUCATION AND ADVOCACY PROGRAM</b>   | <u>14,822,000</u> | <u>68,707,000</u> | <u>83,529,000</u> |
| Formulation of strategic plans, programs,<br>and policies on consumer education,<br>awareness and advocacy | <u>14,822,000</u> | <u>9,652,000</u>  | <u>24,474,000</u> |
| National Capital Region (NCR)  | <u>14,822,000</u> | <u>9,652,000</u>  | <u>24,474,000</u> |
| Central Office   | 14,822,000        | 9,652,000         | 24,474,000        |
| Implementation of plans, projects<br>and activities on consumer awareness,<br>education, and advocacy      |                   | <u>59,055,000</u> | <u>59,055,000</u> |
| National Capital Region (NCR)  |                   | <u>26,098,000</u> | <u>26,098,000</u> |
| Central Office   |                   | 26,098,000        | 26,098,000        |
| Region I - Ilocos  |                   | <u>815,000</u>    | <u>815,000</u>    |
| Regional Office - I  |                   | 815,000           | 815,000           |
| Cordillera Administrative Region (CAR)   |                   | <u>1,818,000</u>  | <u>1,818,000</u>  |
| Regional Office - CAR  |                   | 1,818,000         | 1,818,000         |

|                                 |                        |                        |
|---------------------------------|------------------------|------------------------|
| Region II - Cagayan Valley      | <u>1,056,000</u>       | <u>1,056,000</u>       |
| Regional Office - II            | 1,056,000              | 1,056,000              |
| Region III - Central Luzon      | <u>2,554,000</u>       | <u>2,554,000</u>       |
| Regional Office - III           | 2,554,000              | 2,554,000              |
| Region IVA - CALABARZON         | <u>2,778,000</u>       | <u>2,778,000</u>       |
| Regional Office - IVA           | 2,778,000              | 2,778,000              |
| Region IVB - MIMAROPA           | <u>2,732,000</u>       | <u>2,732,000</u>       |
| Regional Office - IVB           | 2,732,000              | 2,732,000              |
| Region V - Bicol                | <u>3,110,000</u>       | <u>3,110,000</u>       |
| Regional Office - V             | 3,110,000              | 3,110,000              |
| Region VI - Western Visayas     | <u>2,317,000</u>       | <u>2,317,000</u>       |
| Regional Office - VI            | 2,317,000              | 2,317,000              |
| Region VII - Central Visayas    | <u>2,628,000</u>       | <u>2,628,000</u>       |
| Regional Office - VII           | 2,628,000              | 2,628,000              |
| Region VIII - Eastern Visayas   | <u>2,037,000</u>       | <u>2,037,000</u>       |
| Regional Office - VIII          | 2,037,000              | 2,037,000              |
| Region IX - Zamboanga Peninsula | <u>3,303,000</u>       | <u>3,303,000</u>       |
| Regional Office - IX            | 3,303,000              | 3,303,000              |
| Region X - Northern Mindanao    | <u>1,811,000</u>       | <u>1,811,000</u>       |
| Regional Office - X             | 1,811,000              | 1,811,000              |
| Region XI - Davao               | <u>3,096,000</u>       | <u>3,096,000</u>       |
| Regional Office - XI            | 3,096,000              | 3,096,000              |
| Region XII - SOCCSKSARGEN       | <u>1,904,000</u>       | <u>1,904,000</u>       |
| Regional Office - XII           | 1,904,000              | 1,904,000              |
| Region XIII - Caraga            | <u>998,000</u>         | <u>998,000</u>         |
| Regional Office - XIII          | <u>998,000</u>         | <u>998,000</u>         |
| Sub-total, Operations           | <u>1,462,046,000</u>   | <u>3,794,610,000</u>   |
| TOTAL NEW APPROPRIATIONS        | <u>P 2,005,783,000</u> | <u>P 4,532,432,000</u> |
|                                 | <u>4,915,000</u>       | <u>P 140,550,000</u>   |
|                                 |                        | <u>P 6,683,680,000</u> |

New Appropriations, by Object of Expenditures  
(In Thousand Pesos)

## Current Operating Expenditures

## Personnel Services

## Civilian Personnel

## Permanent Positions

|              |           |
|--------------|-----------|
| Basic Salary | 1,291,180 |
|--------------|-----------|

|                           |           |
|---------------------------|-----------|
| Total Permanent Positions | 1,291,180 |
|---------------------------|-----------|

## Other Compensation Common to All

|                                     |         |
|-------------------------------------|---------|
| Personnel Economic Relief Allowance | 54,072  |
| Representation Allowance            | 23,154  |
| Transportation Allowance            | 23,064  |
| Clothing and Uniform Allowance      | 13,518  |
| Mid-Year Bonus - Civilian           | 107,600 |
| Year End Bonus                      | 107,600 |
| Cash Gift                           | 11,265  |
| Productivity Enhancement Incentive  | 11,265  |
| Step Increment                      | 3,231   |

|  |         |
|--|---------|
| Total Other Compensation Common to All | 354,769 |
|--|---------|

## Other Compensation for Specific Groups

|  |         |
|--|---------|
| Magna Carta for Science and Technology Personnel | 3,124   |
| Overseas Allowance                               | 144,355 |

|  |         |
|--|---------|
| Total Other Compensation for Specific Groups | 147,479 |
|--|---------|

## Other Benefits

|   |        |
|---|--------|
| PAG-IBIG Contributions                    | 2,702  |
| PhilHealth Contributions                  | 19,710 |
| Employees Compensation Insurance Premiums | 2,702  |
| Terminal Leave                            | 53,485 |

|                      |        |
|----------------------|--------|
| Total Other Benefits | 78,599 |
|----------------------|--------|

|                         |         |
|-------------------------|---------|
| Non-Permanent Positions | 133,756 |
|-------------------------|---------|

|                          |           |
|--------------------------|-----------|
| Total Personnel Services | 2,005,783 |
|--------------------------|-----------|

## Maintenance and Other Operating Expenses

|   |           |
|---|-----------|
| Travelling Expenses                                   | 271,371   |
| Training and Scholarship Expenses                     | 1,264,621 |
| Supplies and Materials Expenses                       | 218,368   |
| Utility Expenses                                      | 72,521    |
| Communication Expenses                                | 120,629   |
| Awards/Rewards and Prizes                             | 1,137     |
| Confidential, Intelligence and Extraordinary Expenses |           |
| Extraordinary and Miscellaneous Expenses              | 8,779     |
| Professional Services                                 | 886,101   |
| General Services                                      | 258,473   |
| Repairs and Maintenance                               | 500,814   |

|  |                  |
|--|------------------|
| Financial Assistance/Subsidy                       | 169,388          |
| Taxes, Insurance Premiums and Other Fees           | 20,612           |
| Other Maintenance and Operating Expenses           |                  |
| Advertising Expenses                               | 36,480           |
| Printing and Publication Expenses                  | 44,312           |
| Representation Expenses                            | 128,596          |
| Transportation and Delivery Expenses               | 17,575           |
| Rent/Lease Expenses                                | 419,809          |
| Membership Dues and Contributions to Organizations | 594              |
| Subscription Expenses                              | 13,797           |
| Other Maintenance and Operating Expenses           | 78,455           |
| Total Maintenance and Other Operating Expenses     | 4,532,432        |
| Financial Expenses                                 |                  |
| Bank Charges                                       | 4,915            |
| Total Financial Expenses                           | 4,915            |
| Total Current Operating Expenditures               | 6,543,130        |
| Capital Outlays                                    |                  |
| Property, Plant and Equipment Outlay               |                  |
| Infrastructure Outlay                              | 21,986           |
| Machinery and Equipment Outlay                     | 118,564          |
| Total Capital Outlays                              | 140,550          |
| <b>TOTAL NEW APPROPRIATIONS</b>                    | <b>6,683,680</b> |

**B. BOARD OF INVESTMENTS**

For general administration and support, and operations, including locally-funded project(s), as indicated hereunder . . . . . P 399,715,000

New Appropriations, by Program

|                                    | Current Operating Expenditures |  |                     |                      |
|------------------------------------|--------------------------------|--|---------------------|----------------------|
|                                    | Personnel Services             | Maintenance and Other Operating Expenses | Capital Outlays     | Total                |
| <b>PROGRAMS</b>                    |                                |  |                     |                      |
| General Administration and Support | P 65,798,000                   | P 114,669,000                            | P 27,196,000        | P 207,663,000        |
| Operations                         | <u>115,703,000</u>             | <u>76,349,000</u>                        |                     | <u>192,052,000</u>   |
| INDUSTRY DEVELOPMENT PROGRAM       | 35,549,000                     | 29,698,000                               |                     | 65,247,000           |
| INVESTMENT PROMOTION PROGRAM       | <u>80,154,000</u>              | <u>46,651,000</u>                        |                     | <u>126,805,000</u>   |
| <b>TOTAL NEW APPROPRIATIONS</b>    | <u>P 181,501,000</u>           | <u>P 191,018,000</u>                     | <u>P 27,196,000</u> | <u>P 399,715,000</u> |

**Special Provision(s)**

1. **Reporting and Posting Requirements.** The submission of the quarterly reports on its financial and physical accomplishments shall be in accordance with Section 99 of the General Provisions of this Act.

2. **Appropriations for Activities or Projects.** The amounts appropriated herein shall be used specifically for the following activities or projects in the indicated amounts and conditions:

**New Appropriations, by Programs/Activities/Projects**

|  | Current Operating Expenditures |  |                 |               |
|--|--------------------------------|--|-----------------|---------------|
|  | Personnel Services             | Maintenance and Other Operating Expenses | Capital Outlays | Total         |
| <b>PROGRAMS</b>  |                                |  |                 |               |
| General Administration and Support                               |                                |  |                 |               |
| General Management and Supervision                               | P 56,866,000                   | P 114,669,000                            | P 27,196,000    | P 198,731,000 |
| Administration of Personnel Benefits                             | 8,932,000                      |  |                 | 8,932,000     |
| Sub-total, General Administration and Support                    | 65,798,000                     | 114,669,000                              | 27,196,000      | 207,663,000   |
| Operations   |                                |  |                 |               |
| Competitive Industries Developed                                 | 35,549,000                     | 29,698,000                               |                 | 65,247,000    |
| INDUSTRY DEVELOPMENT PROGRAM                                     | 35,549,000                     | 29,698,000                               |                 | 65,247,000    |
| Policy Analysis and Advocacy Formulation                         | 15,389,000                     | 10,117,000                               |                 | 25,506,000    |
| Implementation of the Comprehensive National Industrial Strategy | 20,160,000                     | 11,870,000                               |                 | 32,030,000    |
| <b>Project(s)</b>  |                                |  |                 |               |
| Locally-Funded Project(s)  |                                | 7,711,000                                |                 | 7,711,000     |
| Industry Development Program                                     |                                | 7,711,000                                |                 | 7,711,000     |
| Investments Increased  | 80,154,000                     | 46,651,000                               |                 | 126,805,000   |
| INVESTMENT PROMOTION PROGRAM                                     | 80,154,000                     | 46,651,000                               |                 | 126,805,000   |
| Promotion of Foreign Investments                                 | 11,600,000                     | 14,581,000                               |                 | 26,181,000    |
| Promotion of Local Investments                                   | 18,817,000                     | 15,502,000                               |                 | 34,319,000    |
| Registration and Supervision of Investment Projects              | 25,557,000                     | 1,656,000                                |                 | 27,213,000    |
| Dispensation of Incentives                                       | 10,406,000                     | 3,187,000                                |                 | 13,593,000    |
| Provision of Investment Counselling and Aftercare Services       | 13,774,000                     | 3,452,000                                |                 | 17,226,000    |
| <b>Project(s)</b>  |                                |  |                 |               |
| Locally-Funded Project(s)  |                                | 8,273,000                                |                 | 8,273,000     |

|  |                      |                      |                     |                      |
|--|----------------------|----------------------|---------------------|----------------------|
| Comprehensive Automotive<br>Resurgence Strategy (CARS) |                      | 8,273,000            |                     | 8,273,000            |
| Sub-total, Operations                                  | 115,703,000          | 76,349,000           |                     | 192,052,000          |
| <b>TOTAL NEW APPROPRIATIONS</b>                        | <b>P 181,501,000</b> | <b>P 191,018,000</b> | <b>P 27,196,000</b> | <b>P 399,715,000</b> |

New Appropriations, by Object of Expenditures  
(In Thousand Pesos)

Current Operating Expenditures

Personnel Services

Civilian Personnel

Permanent Positions

|              |         |
|--------------|---------|
| Basic Salary | 133,581 |
|--------------|---------|

|                           |         |
|---------------------------|---------|
| Total Permanent Positions | 133,581 |
|---------------------------|---------|

Other Compensation Common to All

|                                     |        |
|-------------------------------------|--------|
| Personnel Economic Relief Allowance | 5,232  |
| Representation Allowance            | 2,172  |
| Transportation Allowance            | 2,172  |
| Clothing and Uniform Allowance      | 1,308  |
| Mid-Year Bonus - Civilian           | 11,133 |
| Year End Bonus                      | 11,133 |
| Cash Gift                           | 1,090  |
| Productivity Enhancement Incentive  | 1,090  |
| Step Increment                      | 333    |

|  |        |
|--|--------|
| Total Other Compensation Common to All | 35,663 |
|--|--------|

Other Compensation for Specific Groups

|                              |     |
|------------------------------|-----|
| Anniversary Bonus - Civilian | 663 |
|------------------------------|-----|

|  |     |
|--|-----|
| Total Other Compensation for Specific Groups | 663 |
|--|-----|

Other Benefits

|  |       |
|--|-------|
| PAG-IBIG Contributions                   | 262   |
| PhilHealth Contributions                 | 2,028 |
| Employees Compensation Insurance Premium | 262   |
| Loyalty Award - Civilian                 | 110   |
| Terminal Leave                           | 8,932 |

|                      |        |
|----------------------|--------|
| Total Other Benefits | 11,594 |
|----------------------|--------|

|                          |         |
|--------------------------|---------|
| Total Personnel Services | 181,501 |
|--------------------------|---------|

Maintenance and Other Operating Expenses

|                                   |        |
|-----------------------------------|--------|
| Travelling Expenses               | 20,017 |
| Training and Scholarship Expenses | 4,143  |

|   |                |
|---|----------------|
| Supplies and Materials Expenses                       | 12,356         |
| Utility Expenses                                      | 10,590         |
| Communication Expenses                                | 10,459         |
| Awards/Rewards and Prizes                             | 1,357          |
| Confidential, Intelligence and Extraordinary Expenses |                |
| Extraordinary and Miscellaneous Expenses              | 2,058          |
| Professional Services                                 | 14,610         |
| General Services                                      | 41,734         |
| Repairs and Maintenance                               | 1,948          |
| Taxes, Insurance Premiums and Other Fees              | 1,132          |
| Other Maintenance and Operating Expenses              |                |
| Advertising Expenses                                  | 392            |
| Printing and Publication Expenses                     | 1,322          |
| Representation Expenses                               | 19,250         |
| Transportation and Delivery Expenses                  | 1,030          |
| Rent/Lease Expenses                                   | 33,917         |
| Subscription Expenses                                 | 14,703         |
|   | <hr/>          |
| Total Maintenance and Other Operating Expenses        | 191,018        |
|   | <hr/>          |
| Total Current Operating Expenditures                  | 372,519        |
|   | <hr/>          |
| Capital Outlay  |                |
| Property, Plant and Equipment Outlay                  |                |
| Machinery and Equipment Outlay                        | 10,896         |
| Transportation Equipment Outlay                       | 16,300         |
|   | <hr/>          |
| Total Capital Outlays                                 | 27,196         |
|   | <hr/>          |
| <b>TOTAL NEW APPROPRIATIONS</b>                       | <b>399,715</b> |
|   | <hr/> <hr/>    |

**C. CONSTRUCTION INDUSTRY AUTHORITY OF THE PHILIPPINES**

For general administration and support, and operations, as indicated hereunder . . . . . P 126,612,000

New Appropriations, by Program

|   | <u>Current Operating Expenditures</u> |   | <u>Capital Outlays</u> | <u>Total</u>              |
|---|---------------------------------------|---|------------------------|---------------------------|
|   | <u>Personnel Services</u>             | <u>Maintenance and<br/>Other Operating<br/>Expenses</u> |                        |                           |
| <b>PROGRAMS</b>                           |                                       |   |                        |                           |
| General Administration and Support        | P 12,069,000                          | P 44,444,000  | P                      | 56,513,000                |
| Operations                                | <u>51,078,000</u>                     | <u>19,021,000</u>                                       |                        | <u>70,099,000</u>         |
| CONSTRUCTION INDUSTRY DEVELOPMENT PROGRAM | 26,099,000                            | 13,379,000  |                        | 39,478,000                |
| CONSTRUCTION INDUSTRY REGULATORY PROGRAM  | <u>24,979,000</u>                     | <u>5,642,000</u>  |                        | <u>30,621,000</u>         |
| <b>TOTAL NEW APPROPRIATIONS</b>           | <b>P <u>63,147,000</u></b>            | <b>P <u>63,465,000</u></b>                              | <b>P</b>               | <b><u>126,612,000</u></b> |



**Special Provision(s)**

1. **Reporting and Posting Requirements.** The submission of the quarterly reports on its financial and physical accomplishments shall be in accordance with Section 99 of the General Provisions of this Act.

2. **Appropriations for Activities or Projects.** The amounts appropriated herein shall be used specifically for the following activities or projects in the indicated amounts and conditions:

**New Appropriations, by Program/Projects**

|  | Current Operating Expenditures |  |                 |             |
|--|--------------------------------|--|-----------------|-------------|
|  | Personnel Services             | Maintenance and<br>Other Operating<br>Expenses | Capital Outlays | Total       |
| PROGRAMS   |                                |  |                 |             |
| General Administration and Support   |                                |  |                 |             |
| General Management and Supervision   | P 9,426,000                    | P 44,444,000                                   | P               | 53,870,000  |
| Administration of Personnel Benefits   | 2,643,000                      |  |                 | 2,643,000   |
| Sub-total, General Administration and Support  | 12,069,000                     | 44,444,000                                     |                 | 56,513,000  |
| Operations   |                                |  |                 |             |
| Competitiveness of the<br>construction industry increased  | 51,078,000                     | 19,021,000                                     |                 | 70,099,000  |
| CONSTRUCTION INDUSTRY DEVELOPMENT PROGRAM  | 26,099,000                     | 13,379,000                                     |                 | 39,478,000  |
| Domestic and overseas construction<br>service promotion and development  | 3,221,000                      | 1,569,000                                      |                 | 4,790,000   |
| Industry policy development  | 9,741,000                      | 3,673,000                                      |                 | 13,414,000  |
| Capacity Building for human<br>resources in the construction industry  | 13,137,000                     | 8,137,000                                      |                 | 21,274,000  |
| CONSTRUCTION INDUSTRY REGULATORY PROGRAM   | 24,979,000                     | 5,642,000                                      |                 | 30,621,000  |
| Licensing, accreditation and registration of<br>construction contractors (domestic and overseas) and<br>issuance of overseas project authorization | 12,165,000                     | 4,509,000                                      |                 | 16,674,000  |
| Investigation and litigation of<br>violations on Contractors License Law   | 5,614,000                      | 622,000  |                 | 6,236,000   |
| Resolution of claims and disputes under<br>construction contract through arbitration<br>and mediation  | 7,200,000                      | 511,000  |                 | 7,711,000   |
| Sub-total, Operations  | 51,078,000                     | 19,021,000                                     |                 | 70,099,000  |
| TOTAL NEW APPROPRIATIONS   | P 63,147,000                   | P 63,465,000                                   | P               | 126,612,000 |

**New Appropriations, by Object of Expenditures**  
(In Thousand Pesos)

## Current Operating Expenditures

## Personnel Services

## Civilian Personnel

## Permanent Positions

|              |        |
|--------------|--------|
| Basic Salary | 46,771 |
|--------------|--------|

|                           |        |
|---------------------------|--------|
| Total Permanent Positions | 46,771 |
|---------------------------|--------|

## Other Compensation Common to All

|                                     |       |
|-------------------------------------|-------|
| Personnel Economic Relief Allowance | 2,160 |
| Representation Allowance            | 612   |
| Transportation Allowance            | 612   |
| Clothing and Uniform Allowance      | 540   |
| Mid-Year Bonus - Civilian           | 3,897 |
| Year End Bonus                      | 3,897 |
| Cash Gift                           | 450   |
| Productivity Enhancement Incentive  | 450   |
| Step Increment                      | 117   |

|  |        |
|--|--------|
| Total Other Compensation Common to All | 12,735 |
|--|--------|

## Other Benefits

|   |       |
|---|-------|
| PAG-IBIG Contributions                    | 108   |
| PhilHealth Contributions                  | 737   |
| Employees Compensation Insurance Premiums | 108   |
| Loyalty Award - Civilian                  | 45    |
| Terminal Leave                            | 2,643 |

|                      |       |
|----------------------|-------|
| Total Other Benefits | 3,641 |
|----------------------|-------|

|                          |        |
|--------------------------|--------|
| Total Personnel Services | 63,147 |
|--------------------------|--------|

## Maintenance and Other Operating Expenses

|   |        |
|---|--------|
| Travelling Expenses                                   | 1,490  |
| Training and Scholarship Expenses                     | 1,248  |
| Supplies and Materials Expenses                       | 3,486  |
| Utility Expenses                                      | 3,601  |
| Communication Expenses                                | 2,722  |
| Confidential, Intelligence and Extraordinary Expenses |        |
| Extraordinary and Miscellaneous Expenses              | 816    |
| Professional Services                                 | 12,273 |
| General Services                                      | 6,949  |
| Repairs and Maintenance                               | 740    |
| Taxes, Insurance Premiums and Other Fees              | 476    |
| Other Maintenance and Operating Expenses              |        |
| Printing and Publication Expenses                     | 210    |
| Representation Expenses                               | 1,517  |
| Rent/Lease Expenses                                   | 27,937 |

|  |        |
|--|--------|
| Total Maintenance and Other Operating Expenses | 63,465 |
|--|--------|

|                                      |                |
|--------------------------------------|----------------|
| Total Current Operating Expenditures | 126,612        |
| <b>TOTAL NEW APPROPRIATIONS</b>      | <b>126,612</b> |

**D. COOPERATIVE DEVELOPMENT AUTHORITY**

For general administration and support, support to operations, and operations, as indicated hereunder . . . . . P 733,262,000

New Appropriations, by Program

|                                    | Current Operating Expenditures |  |                     |                      |
|------------------------------------|--------------------------------|--|---------------------|----------------------|
|                                    | Personnel Services             | Maintenance and Other Operating Expenses | Capital Outlays     | Total                |
| <b>PROGRAMS</b>                    |                                |  |                     |                      |
| General Administration and Support | P 128,168,000                  | P 82,855,000                             | P 13,900,000        | P 224,923,000        |
| Support to Operations              | 17,520,000                     | 60,757,000                               | 9,736,000           | 88,013,000           |
| Operations                         | <u>277,651,000</u>             | <u>142,675,000</u>                       |                     | <u>420,326,000</u>   |
| COOPERATIVE DEVELOPMENT PROGRAM    | 186,783,000                    | 101,682,000                              |                     | 288,465,000          |
| COOPERATIVE REGULATION PROGRAM     | <u>90,868,000</u>              | <u>40,993,000</u>                        |                     | <u>131,861,000</u>   |
| <b>TOTAL NEW APPROPRIATIONS</b>    | P <u>423,339,000</u>           | P <u>286,287,000</u>                     | P <u>23,636,000</u> | P <u>733,262,000</u> |

**Special Provision(s)**

1. **Requirements of the Cooperative Development Authority and Reversion of Balances from Revolving Funds.** The amounts appropriated herein for the programs, activities and projects of the Cooperative Development Authority (CDA) shall be used exclusively for regulation of cooperatives and provision of technical advisory services. In no case shall said amounts be used for providing credit services in accordance with E.O. No. 138, s. 1999.

Balances of the Cooperative Development Loan Fund, Cooperative Marketing Project Fund, Cooperative Support Fund, and Cooperative Rehabilitation Development Fund, including payments from debtors arising from outstanding loans shall revert to the unappropriated surplus of the General Fund pursuant to Section 45, Chapter 5, Book VI of E.O. No. 292, s. 1987.

2. **Reporting and Posting Requirements.** The submission of the quarterly reports on its financial and physical accomplishments shall be in accordance with Section 99 of the General Provisions of this Act.

3. **Appropriations for Activities or Projects.** The amounts appropriated herein shall be used specifically for the following activities or projects in the indicated amounts and conditions:

New Appropriations, by Programs/Activities/Projects

|                                    | Current Operating Expenditures |  |                     |                      |
|------------------------------------|--------------------------------|--|---------------------|----------------------|
|                                    | Personnel Services             | Maintenance and Other Operating Expenses | Capital Outlays     | Total                |
| <b>PROGRAMS</b>                    |                                |  |                     |                      |
| General Administration and Support |                                |  |                     |                      |
| General Management and Supervision | P <u>124,395,000</u>           | P <u>82,855,000</u>                      | P <u>13,900,000</u> | P <u>221,150,000</u> |

|  |                   |                   |                   |                    |
|--|-------------------|-------------------|-------------------|--------------------|
| National Capital Region (NCR)          | <u>63,741,000</u> | <u>39,142,000</u> | <u>13,900,000</u> | <u>116,783,000</u> |
| Central Office                         | 58,696,000        | 31,848,000        | 13,900,000        | 104,444,000        |
| Manila Extension Office                | 5,045,000         | 7,294,000         |                   | 12,339,000         |
| Region I - Ilocos                      | <u>4,696,000</u>  | <u>3,700,000</u>  |                   | <u>8,396,000</u>   |
| Dagupan Extension Office               | 4,696,000         | 3,700,000         |                   | 8,396,000          |
| Cordillera Administrative Region (CAR) | <u>4,209,000</u>  | <u>2,649,000</u>  |                   | <u>6,858,000</u>   |
| Cordillera Extension Office            | 4,209,000         | 2,649,000         |                   | 6,858,000          |
| Region II - Cagayan Valley             | <u>4,595,000</u>  | <u>2,346,000</u>  |                   | <u>6,941,000</u>   |
| Tuguegarao Extension Office            | 4,595,000         | 2,346,000         |                   | 6,941,000          |
| Region III - Central Luzon             | <u>4,186,000</u>  | <u>2,601,000</u>  |                   | <u>6,787,000</u>   |
| Pampanga Extension Office              | 4,186,000         | 2,601,000         |                   | 6,787,000          |
| Region IVA - CALABARZON                | <u>4,707,000</u>  | <u>3,103,000</u>  |                   | <u>7,810,000</u>   |
| Calamba Extension Office               | 4,707,000         | 3,103,000         |                   | 7,810,000          |
| Region IVB - MIMAROPA                  | <u>3,198,000</u>  | <u>2,421,000</u>  |                   | <u>5,619,000</u>   |
| MIMAROPA Extension Office              | 3,198,000         | 2,421,000         |                   | 5,619,000          |
| Region V - Bicol                       | <u>4,934,000</u>  | <u>2,054,000</u>  |                   | <u>6,988,000</u>   |
| Naga Extension Office                  | 4,934,000         | 2,054,000         |                   | 6,988,000          |
| Region VI - Western Visayas            | <u>3,546,000</u>  | <u>3,340,000</u>  |                   | <u>6,886,000</u>   |
| Iloilo Extension Office                | 3,546,000         | 3,340,000         |                   | 6,886,000          |
| Region VII - Central Visayas           | <u>3,921,000</u>  | <u>2,602,000</u>  |                   | <u>6,523,000</u>   |
| Cebu Extension Office                  | 3,921,000         | 2,602,000         |                   | 6,523,000          |
| Region VIII - Eastern Visayas          | <u>2,473,000</u>  | <u>3,558,000</u>  |                   | <u>6,031,000</u>   |
| Tacloban Extension Office              | 2,473,000         | 3,558,000         |                   | 6,031,000          |
| Region IX - Zamboanga Peninsula        | <u>4,336,000</u>  | <u>2,793,000</u>  |                   | <u>7,129,000</u>   |
| Pagadian Extension Office              | 4,336,000         | 2,793,000         |                   | 7,129,000          |
| Region X - Northern Mindanao           | <u>3,520,000</u>  | <u>3,457,000</u>  |                   | <u>6,977,000</u>   |
| Cagayan de Oro City Extension Office   | 3,520,000         | 3,457,000         |                   | 6,977,000          |
| Region XI - Davao                      | <u>4,472,000</u>  | <u>3,681,000</u>  |                   | <u>8,153,000</u>   |
| Davao Extension Office                 | 4,472,000         | 3,681,000         |                   | 8,153,000          |

|  |                    |                   |                   |                    |
|--|--------------------|-------------------|-------------------|--------------------|
| Region XII - SOCCSKSARGEN  | <u>4,167,000</u>   | <u>2,272,000</u>  |                   | <u>6,439,000</u>   |
| Kidapawan Extension Office   | 4,167,000          | 2,272,000         |                   | 6,439,000          |
| Region XIII - Caraga   | <u>3,694,000</u>   | <u>3,136,000</u>  |                   | <u>6,830,000</u>   |
| Caraga Extension Office  | 3,694,000          | 3,136,000         |                   | 6,830,000          |
| Administration of Personnel Benefits   | <u>3,773,000</u>   |                   |                   | <u>3,773,000</u>   |
| National Capital Region (NCR)  | <u>3,773,000</u>   |                   |                   | <u>3,773,000</u>   |
| Central Office   | <u>3,773,000</u>   |                   |                   | <u>3,773,000</u>   |
| Sub-total, General Administration and Support  | <u>128,168,000</u> | <u>82,855,000</u> | <u>13,900,000</u> | <u>224,923,000</u> |
| Support to Operations  |                    |                   |                   |                    |
| Formulation of plans and programs including<br>monitoring and evaluation, maintenance of<br>Management Information System (MIS)<br>and Quality Management System (QMS) | <u>17,520,000</u>  | <u>60,757,000</u> | <u>9,736,000</u>  | <u>88,013,000</u>  |
| National Capital Region (NCR)  | <u>6,063,000</u>   | <u>57,593,000</u> | <u>9,736,000</u>  | <u>73,392,000</u>  |
| Central Office   | 6,063,000          | 57,358,000        | 9,736,000         | 73,157,000         |
| Manila Extension Office  |                    | 235,000           |                   | 235,000            |
| Region I - Ilocos  |                    | <u>215,000</u>    |                   | <u>215,000</u>     |
| Dagupan Extension Office   |                    | 215,000           |                   | 215,000            |
| Cordillera Administrative Region (CAR)   | <u>1,039,000</u>   | <u>190,000</u>    |                   | <u>1,229,000</u>   |
| Cordillera Extension Office  | 1,039,000          | 190,000           |                   | 1,229,000          |
| Region II - Cagayan Valley   | <u>1,039,000</u>   | <u>220,000</u>    |                   | <u>1,259,000</u>   |
| Tuguegarao Extension Office  | 1,039,000          | 220,000           |                   | 1,259,000          |
| Region III - Central Luzon   | <u>1,053,000</u>   | <u>211,000</u>    |                   | <u>1,264,000</u>   |
| Pampanga Extension Office  | 1,053,000          | 211,000           |                   | 1,264,000          |
| Region IVA - CALABARZON  | <u>1,039,000</u>   | <u>205,000</u>    |                   | <u>1,244,000</u>   |
| Calamba Extension Office   | 1,039,000          | 205,000           |                   | 1,244,000          |
| Region IVB - MIMAROPA  | <u>1,039,000</u>   | <u>70,000</u>     |                   | <u>1,109,000</u>   |
| MIMAROPA Extension Office  | 1,039,000          | 70,000            |                   | 1,109,000          |
| Region V - Bicol   | <u>1,039,000</u>   | <u>223,000</u>    |                   | <u>1,262,000</u>   |
| Naga Extension Office  | 1,039,000          | 223,000           |                   | 1,262,000          |
| Region VI - Western Visayas  |                    | <u>236,000</u>    |                   | <u>236,000</u>     |
| Iloilo Extension Office  |                    | 236,000           |                   | 236,000            |

|   |                    |                    |                    |
|---|--------------------|--------------------|--------------------|
| Region VII - Central Visayas  | <u>1,039,000</u>   | <u>225,000</u>     | <u>1,264,000</u>   |
| Cebu Extension Office   | 1,039,000          | 225,000            | 1,264,000          |
| Region VIII - Eastern Visayas   | <u>1,053,000</u>   | <u>221,000</u>     | <u>1,274,000</u>   |
| Tacloban Extension Office   | 1,053,000          | 221,000            | 1,274,000          |
| Region IX - Zamboanga Peninsula   | <u>1,039,000</u>   | <u>233,000</u>     | <u>1,272,000</u>   |
| Pagadian Extension Office   | 1,039,000          | 233,000            | 1,272,000          |
| Region X - Northern Mindanao  |                    | <u>220,000</u>     | <u>220,000</u>     |
| Cagayan de Oro City Extension Office  |                    | 220,000            | 220,000            |
| Region XI - Davao   | <u>1,039,000</u>   | <u>224,000</u>     | <u>1,263,000</u>   |
| Davao Extension Office  | 1,039,000          | 224,000            | 1,263,000          |
| Region XII - SOCCSKSARGEN   |                    | <u>240,000</u>     | <u>240,000</u>     |
| Kidapawan Extension Office  |                    | 240,000            | 240,000            |
| Region XIII - Caraga  | <u>1,039,000</u>   | <u>231,000</u>     | <u>1,270,000</u>   |
| Caraga Extension Office   | <u>1,039,000</u>   | <u>231,000</u>     | <u>1,270,000</u>   |
| Sub-total, Support to Operations  | <u>17,520,000</u>  | <u>60,757,000</u>  | <u>9,736,000</u>   |
| Operations  |                    |                    |                    |
| Growth and viability of cooperative enterprises improved  | <u>277,651,000</u> | <u>142,675,000</u> | <u>420,326,000</u> |
| COOPERATIVE DEVELOPMENT PROGRAM   | <u>186,783,000</u> | <u>101,682,000</u> | <u>288,465,000</u> |
| Provision of Technical Assistance on Cooperative Development, Research Communication and Advocacy, Standard Setting and Accreditation, Awards and Recognition and Documentation of Best Practices, Capability Building Program for Cooperatives, and Project Development Assistance | <u>186,783,000</u> | <u>101,682,000</u> | <u>288,465,000</u> |
| National Capital Region (NCR)   | <u>20,101,000</u>  | <u>47,307,000</u>  | <u>67,408,000</u>  |
| Central Office  | 4,382,000          | 46,972,000         | 51,354,000         |
| Manila Extension Office   | 15,719,000         | 335,000            | 16,054,000         |
| Region I - Ilocos   | <u>11,813,000</u>  | <u>435,000</u>     | <u>12,248,000</u>  |
| Dagupan Extension Office  | 11,813,000         | 435,000            | 12,248,000         |
| Cordillera Administrative Region (CAR)  | <u>8,473,000</u>   | <u>703,000</u>     | <u>9,176,000</u>   |
| Cordillera Extension Office   | 8,473,000          | 703,000            | 9,176,000          |

|  |                   |                   |                    |
|--|-------------------|-------------------|--------------------|
| Region II - Cagayan Valley                     | <u>10,022,000</u> | <u>592,000</u>    | <u>10,614,000</u>  |
| Tuguegarao Extension Office                    | 10,022,000        | 592,000           | 10,614,000         |
| Region III - Central Luzon                     | <u>17,424,000</u> | <u>1,157,000</u>  | <u>18,581,000</u>  |
| Pampanga Extension Office                      | 17,424,000        | 1,157,000         | 18,581,000         |
| Region IVA - CALABARZON                        | <u>15,600,000</u> | <u>1,257,000</u>  | <u>16,857,000</u>  |
| Calamba Extension Office                       | 15,600,000        | 1,257,000         | 16,857,000         |
| Region IVB - MIMAROPA                          | <u>4,583,000</u>  | <u>920,000</u>    | <u>5,503,000</u>   |
| MIMAROPA Extension Office                      | 4,583,000         | 920,000           | 5,503,000          |
| Region V - Bicol                               | <u>13,540,000</u> | <u>836,000</u>    | <u>14,376,000</u>  |
| Naga Extension Office                          | 13,540,000        | 836,000           | 14,376,000         |
| Region VI - Western Visayas                    | <u>15,824,000</u> | <u>1,177,000</u>  | <u>17,001,000</u>  |
| Iloilo Extension Office                        | 15,824,000        | 1,177,000         | 17,001,000         |
| Region VII - Central Visayas                   | <u>11,116,000</u> | <u>444,000</u>    | <u>11,560,000</u>  |
| Cebu Extension Office                          | 11,116,000        | 444,000           | 11,560,000         |
| Region VIII - Eastern Visayas                  | <u>10,698,000</u> | <u>1,053,000</u>  | <u>11,751,000</u>  |
| Tacloban Extension Office                      | 10,698,000        | 1,053,000         | 11,751,000         |
| Region IX - Zamboanga Peninsula                | <u>8,325,000</u>  | <u>608,000</u>    | <u>8,933,000</u>   |
| Pagadian Extension Office                      | 8,325,000         | 608,000           | 8,933,000          |
| Region X - Northern Mindanao                   | <u>12,938,000</u> | <u>1,060,000</u>  | <u>13,998,000</u>  |
| Cagayan de Oro City Extension Office           | 12,938,000        | 1,060,000         | 13,998,000         |
| Region XI - Davao                              | <u>9,086,000</u>  | <u>318,000</u>    | <u>9,404,000</u>   |
| Davao Extension Office                         | 9,086,000         | 318,000           | 9,404,000          |
| Region XII - SOCCSKSARGEN                      | <u>5,638,000</u>  | <u>43,050,000</u> | <u>48,688,000</u>  |
| Kidapawan Extension Office                     | 5,638,000         | 43,050,000        | 48,688,000         |
| Region XIII - Caraga                           | <u>11,602,000</u> | <u>765,000</u>    | <u>12,367,000</u>  |
| Caraga Extension Office                        | 11,602,000        | 765,000           | 12,367,000         |
| COOPERATIVE REGULATION PROGRAM                 | <u>90,868,000</u> | <u>40,993,000</u> | <u>131,861,000</u> |
| Registration of cooperatives<br>and amendments | <u>23,908,000</u> | <u>6,122,000</u>  | <u>30,030,000</u>  |
| National Capital Region (NCR)                  | <u>2,264,000</u>  | <u>2,937,000</u>  | <u>5,201,000</u>   |
| Central Office                                 | 1,580,000         | 2,752,000         | 4,332,000          |

|  |                  |                |                  |
|--|------------------|----------------|------------------|
| Manila Extension Office                | 684,000          | 185,000        | 869,000          |
| Region I - Ilocos                      | <u>1,634,000</u> | <u>237,000</u> | <u>1,871,000</u> |
| Dagupan Extension Office               | 1,634,000        | 237,000        | 1,871,000        |
| Cordillera Administrative Region (CAR) | <u>1,685,000</u> | <u>103,000</u> | <u>1,788,000</u> |
| Cordillera Extension Office            | 1,685,000        | 103,000        | 1,788,000        |
| Region II - Cagayan Valley             | <u>1,634,000</u> | <u>164,000</u> | <u>1,798,000</u> |
| Tuguegarao Extension Office            | 1,634,000        | 164,000        | 1,798,000        |
| Region III - Central Luzon             | <u>1,634,000</u> | <u>311,000</u> | <u>1,945,000</u> |
| Pampanga Extension Office              | 1,634,000        | 311,000        | 1,945,000        |
| Region IVA - CALABARZON                | <u>1,634,000</u> | <u>221,000</u> | <u>1,855,000</u> |
| Calamba Extension Office               | 1,634,000        | 221,000        | 1,855,000        |
| Region IVB - MIMAROPA                  | <u>684,000</u>   | <u>265,000</u> | <u>949,000</u>   |
| MIMAROPA Extension Office              | 684,000          | 265,000        | 949,000          |
| Region V - Bicol                       | <u>1,678,000</u> | <u>163,000</u> | <u>1,841,000</u> |
| Naga Extension Office                  | 1,678,000        | 163,000        | 1,841,000        |
| Region VI - Western Visayas            | <u>1,678,000</u> | <u>299,000</u> | <u>1,977,000</u> |
| Iloilo Extension Office                | 1,678,000        | 299,000        | 1,977,000        |
| Region VII - Central Visayas           | <u>947,000</u>   | <u>146,000</u> | <u>1,093,000</u> |
| Cebu Extension Office                  | 947,000          | 146,000        | 1,093,000        |
| Region VIII - Eastern Visayas          | <u>1,640,000</u> | <u>279,000</u> | <u>1,919,000</u> |
| Tacloban Extension Office              | 1,640,000        | 279,000        | 1,919,000        |
| Region IX - Zamboanga Peninsula        | <u>1,634,000</u> | <u>176,000</u> | <u>1,810,000</u> |
| Pagadian Extension Office              | 1,634,000        | 176,000        | 1,810,000        |
| Region X - Northern Mindanao           | <u>947,000</u>   | <u>189,000</u> | <u>1,136,000</u> |
| Cagayan de Oro City Extension Office   | 947,000          | 189,000        | 1,136,000        |
| Region XI - Davao                      | <u>1,634,000</u> | <u>250,000</u> | <u>1,884,000</u> |
| Davao Extension Office                 | 1,634,000        | 250,000        | 1,884,000        |
| Region XII - SOCCSKSARGEN              | <u>947,000</u>   | <u>225,000</u> | <u>1,172,000</u> |
| Kidapawan Extension Office             | 947,000          | 225,000        | 1,172,000        |



|   |                   |                   |                   |
|---|-------------------|-------------------|-------------------|
| Region XIII - Caraga  | <u>1,634,000</u>  | <u>157,000</u>    | <u>1,791,000</u>  |
| Caraga Extension Office   | 1,634,000         | 157,000           | 1,791,000         |
| Regulation of cooperatives, formulation of<br>guidelines, rules and regulations | <u>52,762,000</u> | <u>25,541,000</u> | <u>78,303,000</u> |
| National Capital Region (NCR)   | <u>16,819,000</u> | <u>10,041,000</u> | <u>26,860,000</u> |
| Central Office  | 13,272,000        | 8,677,000         | 21,949,000        |
| Manila Extension Office   | 3,547,000         | 1,364,000         | 4,911,000         |
| Region I - Ilocos   | <u>2,601,000</u>  | <u>918,000</u>    | <u>3,519,000</u>  |
| Dagupan Extension Office  | 2,601,000         | 918,000           | 3,519,000         |
| Cordillera Administrative Region (CAR)  | <u>3,317,000</u>  | <u>1,489,000</u>  | <u>4,806,000</u>  |
| Cordillera Extension Office   | 3,317,000         | 1,489,000         | 4,806,000         |
| Region II - Cagayan Valley  | <u>1,916,000</u>  | <u>912,000</u>    | <u>2,828,000</u>  |
| Tuguegarao Extension Office   | 1,916,000         | 912,000           | 2,828,000         |
| Region III - Central Luzon  | <u>2,059,000</u>  | <u>1,116,000</u>  | <u>3,175,000</u>  |
| Pampanga Extension Office   | 2,059,000         | 1,116,000         | 3,175,000         |
| Region IVA - CALABARZON   | <u>1,916,000</u>  | <u>1,382,000</u>  | <u>3,298,000</u>  |
| Calamba Extension Office  | 1,916,000         | 1,382,000         | 3,298,000         |
| Region IVB- MIMAROPA  | <u>1,916,000</u>  | <u>698,000</u>    | <u>2,614,000</u>  |
| MIMAROPA Extension Office   | 1,916,000         | 698,000           | 2,614,000         |
| Region V - Bicol  | <u>2,601,000</u>  | <u>888,000</u>    | <u>3,489,000</u>  |
| Naga Extension Office   | 2,601,000         | 888,000           | 3,489,000         |
| Region VI - Western Visayas   | <u>2,601,000</u>  | <u>1,121,000</u>  | <u>3,722,000</u>  |
| Iloilo Extension Office   | 2,601,000         | 1,121,000         | 3,722,000         |
| Region VII - Central Visayas  | <u>2,630,000</u>  | <u>1,358,000</u>  | <u>3,988,000</u>  |
| Cebu Extension Office   | 2,630,000         | 1,358,000         | 3,988,000         |
| Region VIII - Eastern Visayas   | <u>2,608,000</u>  | <u>782,000</u>    | <u>3,390,000</u>  |
| Tacloban Extension Office   | 2,608,000         | 782,000           | 3,390,000         |
| Region IX - Zamboanga Peninsula   | <u>2,601,000</u>  | <u>713,000</u>    | <u>3,314,000</u>  |
| Pagadian Extension Office   | 2,601,000         | 713,000           | 3,314,000         |
| Region X - Northern Mindanao  | <u>2,059,000</u>  | <u>1,226,000</u>  | <u>3,285,000</u>  |
| Cagayan de Oro City Extension Office  | 2,059,000         | 1,226,000         | 3,285,000         |

|   |                   |                  |                   |
|---|-------------------|------------------|-------------------|
| Region XI - Davao   | <u>1,916,000</u>  | <u>1,087,000</u> | <u>3,003,000</u>  |
| Davao Extension Office  | 1,916,000         | 1,087,000        | 3,003,000         |
| Region XII - SOCCSKSARGEN   | <u>2,601,000</u>  | <u>963,000</u>   | <u>3,564,000</u>  |
| Kidapawan Extension Office  | 2,601,000         | 963,000          | 3,564,000         |
| Region XIII - Caraga  | <u>2,601,000</u>  | <u>847,000</u>   | <u>3,448,000</u>  |
| Caraga Extension Office   | 2,601,000         | 847,000          | 3,448,000         |
| Investigation, hearing of cases and<br>legal actions, and alternative<br>dispute resolution | <u>14,198,000</u> | <u>9,330,000</u> | <u>23,528,000</u> |
| National Capital Region (NCR)   | <u>3,954,000</u>  | <u>7,061,000</u> | <u>11,015,000</u> |
| Central Office  | 3,954,000         | 6,955,000        | 10,909,000        |
| Manila Extension Office   |                   | 106,000          | 106,000           |
| Region I - Ilocos   |                   | <u>157,000</u>   | <u>157,000</u>    |
| Dagupan Extension Office  |                   | 157,000          | 157,000           |
| Cordillera Administrative Region (CAR)  | <u>930,000</u>    | <u>190,000</u>   | <u>1,120,000</u>  |
| Cordillera Extension Office   | 930,000           | 190,000          | 1,120,000         |
| Region II - Cagayan Valley  | <u>930,000</u>    | <u>96,000</u>    | <u>1,026,000</u>  |
| Tuguegarao Extension Office   | 930,000           | 96,000           | 1,026,000         |
| Region III - Central Luzon  | <u>930,000</u>    | <u>182,000</u>   | <u>1,112,000</u>  |
| Pampanga Extension Office   | 930,000           | 182,000          | 1,112,000         |
| Region IVA - CALABARZON   | <u>930,000</u>    | <u>147,000</u>   | <u>1,077,000</u>  |
| Calamba Extension Office  | 930,000           | 147,000          | 1,077,000         |
| Region IVB - MIMAROPA   |                   | <u>118,000</u>   | <u>118,000</u>    |
| MIMAROPA Extension Office   |                   | 118,000          | 118,000           |
| Region V - Bicol  | <u>944,000</u>    | <u>135,000</u>   | <u>1,079,000</u>  |
| Naga Extension Office   | 944,000           | 135,000          | 1,079,000         |
| Region VI - Western Visayas   | <u>930,000</u>    | <u>173,000</u>   | <u>1,103,000</u>  |
| Iloilo Extension Office   | 930,000           | 173,000          | 1,103,000         |
| Region VII - Central Visayas  | <u>930,000</u>    | <u>117,000</u>   | <u>1,047,000</u>  |
| Cebu Extension Office   | 930,000           | 117,000          | 1,047,000         |

|                                      |                             |                             |   |
|--------------------------------------|-----------------------------|-----------------------------|---|
| Region VIII - Eastern Visayas        | <u>930,000</u>              | <u>205,000</u>              | <u>1,135,000</u>                                |
| Tacloban Extension Office            | 930,000                     | 205,000                     | 1,135,000                                       |
| Region IX - Zamboanga Peninsula      |                             | <u>148,000</u>              | <u>148,000</u>                                  |
| Pagadian Extension Office            |                             | 148,000                     | 148,000   |
| Region X - Northern Mindanao         | <u>930,000</u>              | <u>165,000</u>              | <u>1,095,000</u>                                |
| Cagayan de Oro City Extension Office | 930,000                     | 165,000                     | 1,095,000                                       |
| Region XI - Davao                    | <u>930,000</u>              | <u>81,000</u>               | <u>1,011,000</u>                                |
| Davao Extension Office               | 930,000                     | 81,000                      | 1,011,000                                       |
| Region XII - SOCCSKSARGEN            |                             | <u>201,000</u>              | <u>201,000</u>                                  |
| Kidapawan Extension Office           |                             | 201,000                     | 201,000   |
| Region XIII - Caraga                 | <u>930,000</u>              | <u>154,000</u>              | <u>1,084,000</u>                                |
| Caraga Extension Office              | <u>930,000</u>              | <u>154,000</u>              | <u>1,084,000</u>                                |
| Sub-total, Operations                | <u>277,651,000</u>          | <u>142,675,000</u>          | <u>420,326,000</u>                              |
| <b>TOTAL NEW APPROPRIATIONS</b>      | <b>P <u>423,339,000</u></b> | <b>P <u>286,287,000</u></b> | <b>P <u>23,636,000</u> P <u>733,262,000</u></b> |

New Appropriations, by Object of Expenditures  
(In Thousand Pesos)

Current Operating Expenditures

Personnel Services

Civilian Personnel

Permanent Positions

|              |                |
|--------------|----------------|
| Basic Salary | <u>323,468</u> |
|--------------|----------------|

|                           |                |
|---------------------------|----------------|
| Total Permanent Positions | <u>323,468</u> |
|---------------------------|----------------|

Other Compensation Common to All

|                                     |            |
|-------------------------------------|------------|
| Personnel Economic Relief Allowance | 16,872     |
| Representation Allowance            | 3,132      |
| Transportation Allowance            | 3,132      |
| Clothing and Uniform Allowance      | 4,218      |
| Mid-Year Bonus - Civilian           | 26,957     |
| Year End Bonus                      | 26,957     |
| Cash Gift                           | 3,515      |
| Productivity Enhancement Incentive  | 3,515      |
| Step Increment                      | <u>809</u> |

|  |               |
|--|---------------|
| Total Other Compensation Common to All | <u>89,107</u> |
|--|---------------|

|   |                |
|---|----------------|
| <b>Other Benefits</b>                                 |                |
| PAG-IBIG Contributions                                | 849            |
| PhilHealth Contributions                              | 5,293          |
| Employees Compensation Insurance Premiums             | 849            |
| Terminal Leave  | 3,773          |
| <b>Total Other Benefits</b>                           | <b>10,764</b>  |
| <b>Total Personnel Services</b>                       | <b>423,339</b> |
| <b>Maintenance and Other Operating Expenses</b>       |                |
| Travelling Expenses                                   | 57,579         |
| Training and Scholarship Expenses                     | 40,706         |
| Supplies and Materials Expenses                       | 23,388         |
| Utility Expenses                                      | 8,152          |
| Communication Expenses                                | 29,002         |
| Awards, Rewards and Prizes                            | 500            |
| Confidential, Intelligence and Extraordinary Expenses |                |
| Extraordinary and Miscellaneous Expenses              | 2,464          |
| Professional Services                                 | 2,518          |
| General Services                                      | 16,828         |
| Repairs and Maintenance                               | 12,498         |
| Financial Assistance/Subsidy                          | 35,570         |
| Taxes, Insurance Premiums and Other Fees              | 2,797          |
| Other Maintenance and Operating Expenses              |                |
| Advertising Expenses                                  | 269            |
| Printing and Publication Expenses                     | 877            |
| Representation Expenses                               | 21,448         |
| Transportation and Delivery Expenses                  | 95             |
| Rent/Lease Expenses                                   | 15,582         |
| Membership Dues and Contributions to Organizations    | 570            |
| Subscription Expenses                                 | 15,419         |
| Other Maintenance and Operating Expenses              | 25             |
| <b>Total Maintenance and Other Operating Expenses</b> | <b>286,287</b> |
| <b>Total Current Operating Expenditures</b>           | <b>709,626</b> |
| <b>Capital Outlays</b>                                |                |
| Property, Plant and Equipment Outlay                  |                |
| Machinery and Equipment Outlay                        | 9,736          |
| Transportation Equipment Outlay                       | 13,900         |
| <b>Total Capital Outlays</b>                          | <b>23,636</b>  |
| <b>TOTAL NEW APPROPRIATIONS</b>                       | <b>733,262</b> |

**E. DESIGN CENTER OF THE PHILIPPINES**

For general administration and support, and operations, as indicated hereunder . . . . . P 116,170,000

**New Appropriations, by Program**

|   | Current Operating Expenditures |  |                    |                      |
|---|--------------------------------|--|--------------------|----------------------|
|   | Personnel Services             | Maintenance and Other Operating Expenses | Capital Outlays    | Total                |
| <b>PROGRAMS</b>   |                                |  |                    |                      |
| General Administration and Support                            | P 9,081,000                    | P 26,372,000                             | P 4,120,000        | P 39,573,000         |
| Operations  | 26,156,000                     | 50,441,000                               |                    | 76,597,000           |
| DESIGN INNOVATION, PROMOTION AND INDUSTRY DEVELOPMENT PROGRAM | 26,156,000                     | 50,441,000                               |                    | 76,597,000           |
| <b>TOTAL NEW APPROPRIATIONS</b>                               | <b>P 35,237,000</b>            | <b>P 76,813,000</b>                      | <b>P 4,120,000</b> | <b>P 116,170,000</b> |

**Special Provision(s)**

1. **Design Innovation.** As the design innovation arm of the government, the Design Center of the Philippines (DCP) shall conduct continuing research and development on the different design strengths and assets of the Philippines to create innovative and globally competitive Philippine products, while advocating for economic and environmental sustainability. This shall be implemented through: (i) materials research and development; (ii) design research and development; and (iii) product development.

The DCP shall work with relevant stakeholders from both the design and manufacturing industries who have extensive experience in design, materials and market exploration in the optimum development of these materials and utilization of the same into innovative and market competitive products.

2. **Reporting and Posting Requirements.** The submission of the quarterly reports on its financial and physical accomplishments shall be in accordance with Section 99 of the General Provisions of this Act.

3. **Appropriations for Activities or Projects.** The amounts appropriated herein shall be used specifically for the following activities or projects in the indicated amounts and conditions:

New Appropriations, by Programs/Activities/Projects

|  | Current Operating Expenditures |  |                 |              |
|--|--------------------------------|--|-----------------|--------------|
|  | Personnel Services             | Maintenance and Other Operating Expenses | Capital Outlays | Total        |
| <b>PROGRAMS</b>  |                                |  |                 |              |
| General Administration and Support   |                                |  |                 |              |
| General Management and Supervision   | P 9,081,000                    | P 26,372,000                             | P 4,120,000     | P 39,573,000 |
| Sub-total, General Administration and Support  | 9,081,000                      | 26,372,000                               | 4,120,000       | 39,573,000   |
| Operations   |                                |  |                 |              |
| Strong design culture cultivated and global competitiveness of Philippine products improved through design | 26,156,000                     | 50,441,000                               |                 | 76,597,000   |
| DESIGN INNOVATION, PROMOTION, AND INDUSTRY DEVELOPMENT PROGRAM   | 26,156,000                     | 50,441,000                               |                 | 76,597,000   |
| Planning, policy formulation and review  | 3,909,000                      | 7,385,000                                |                 | 11,294,000   |
| Design Innovation  | 13,406,000                     | 15,659,000                               |                 | 29,065,000   |
| Design promotion and industry development  | 8,841,000                      | 27,397,000                               |                 | 36,238,000   |

|                                 |                     |                     |                    |                      |
|---------------------------------|---------------------|---------------------|--------------------|----------------------|
| Sub-total, Operations           | 26,156,000          | 50,441,000          |                    | 76,597,000           |
| <b>TOTAL NEW APPROPRIATIONS</b> | <b>P 35,237,000</b> | <b>P 76,813,000</b> | <b>P 4,120,000</b> | <b>P 116,170,000</b> |

New Appropriations, by Object of Expenditures  
(In Thousand Pesos)

Current Operating Expenditures

Personnel Services

Civilian Personnel

Permanent Positions

|              |        |
|--------------|--------|
| Basic Salary | 27,171 |
|--------------|--------|

|                           |        |
|---------------------------|--------|
| Total Permanent Positions | 27,171 |
|---------------------------|--------|

Other Compensation Common to All

|                                     |       |
|-------------------------------------|-------|
| Personnel Economic Relief Allowance | 1,176 |
| Representation Allowance            | 288   |
| Transportation Allowance            | 288   |
| Clothing and Uniform Allowance      | 294   |
| Mid-Year Bonus - Civilian           | 2,264 |
| Year End Bonus                      | 2,264 |
| Cash Gift                           | 245   |
| Productivity Enhancement Incentive  | 245   |
| Step Increment                      | 67    |

|  |       |
|--|-------|
| Total Other Compensation Common to All | 7,131 |
|--|-------|

Other Benefits

|   |     |
|---|-----|
| PAG-IBIG Contributions                    | 60  |
| PhilHealth Contributions                  | 442 |
| Employees Compensation Insurance Premiums | 60  |
| Loyalty Award - Civilian                  | 10  |

|                      |     |
|----------------------|-----|
| Total Other Benefits | 572 |
|----------------------|-----|

Non-Permanent Positions

|     |
|-----|
| 363 |
|-----|

|                          |        |
|--------------------------|--------|
| Total Personnel Services | 35,237 |
|--------------------------|--------|

Maintenance and Other Operating Expenses

|  |        |
|--|--------|
| Travelling Expenses                                    | 4,800  |
| Training and Scholarship Expenses                      | 4,749  |
| Supplies and Materials Expenses                        | 5,979  |
| Utility Expenses                                       | 6,240  |
| Communication Expenses                                 | 11,457 |
| Awards/Rewards and Prizes                              | 90     |
| Survey, Research, Exploration and Development Expenses | 1,000  |
| Confidential, Intelligence and Extraordinary Expenses  |        |
| Extraordinary and Miscellaneous Expenses               | 118    |
| Professional Services                                  | 18,871 |

|  |                |
|--|----------------|
| General Services                                   | 4,167          |
| Repairs and Maintenance                            | 350            |
| Taxes, Insurance Premiums and Other Fees           | 344            |
| Other Maintenance and Operating Expenses           |                |
| Advertising Expenses                               | 600            |
| Printing and Publication Expenses                  | 800            |
| Representation Expenses                            | 1,287          |
| Transportation and Delivery Expenses               | 600            |
| Rent/Lease Expenses                                | 9,450          |
| Membership Dues and Contributions to Organizations | 6              |
| Subscription Expenses                              | 5,905          |
| Total Maintenance and Other Operating Expenses     | 76,813         |
| Total Current Operating Expenditures               | 112,050        |
| Capital Outlays                                    |                |
| Property, Plant and Equipment Outlay               |                |
| Machinery and Equipment Outlay                     | 2,520          |
| Transportation Equipment Outlay                    | 1,600          |
| Total Capital Outlays                              | 4,120          |
| <b>TOTAL NEW APPROPRIATIONS</b>                    | <b>116,170</b> |

**F. PHILIPPINE TRADE TRAINING CENTER**

For general administration and support, and operations, as indicated hereunder . . . . . P 71,656,000

New Appropriations, by Program

|  | <u>Current Operating Expenditures</u> |   |                        |                     |
|--|---------------------------------------|---|------------------------|---------------------|
|  | <u>Personnel Services</u>             | <u>Maintenance and<br/>Other Operating<br/>Expenses</u> | <u>Capital Outlays</u> | <u>Total</u>        |
| <b>PROGRAMS</b>                            |                                       |   |                        |                     |
| General Administration and Support         | P 13,284,000                          | P 3,400,000   | P                      | P 16,684,000        |
| Operations                                 | <u>17,319,000</u>                     | <u>36,217,000</u>                                       | <u>1,436,000</u>       | <u>54,972,000</u>   |
| TRADE BUSINESS MANAGEMENT TRAINING PROGRAM | <u>17,319,000</u>                     | <u>36,217,000</u>                                       | <u>1,436,000</u>       | <u>54,972,000</u>   |
| <b>TOTAL NEW APPROPRIATIONS</b>            | P <u>30,603,000</u>                   | P <u>39,617,000</u>                                     | P <u>1,436,000</u>     | P <u>71,656,000</u> |

**Special Provision(s)**

1. **Reporting and Posting Requirements.** The submission of the quarterly reports on its financial and physical accomplishments shall be in accordance with Section 99 of the General Provisions of this Act.

2. **Appropriations for Activities or Projects.** The amounts appropriated herein shall be used specifically for the following activities or projects in the indicated amounts and conditions:

New Appropriations, by Programs/Activities/Projects**PROGRAMS**

|  |   |                          |   |
|--|---|--------------------------|---|
| General Administration and Support   |   |                          |   |
| General Management and Supervision   | P | <u>13,284,000</u>        | P <u>3,400,000</u> P <u>16,684,000</u>  |
| Sub-total, General Administration and Support  |   | <u>13,284,000</u>        | <u>3,400,000</u> <u>16,684,000</u>  |
| Operations   |   |                          |   |
| More responsive trade training center  |   | <u>17,319,000</u>        | <u>36,217,000</u> <u>1,436,000</u> <u>54,972,000</u>                            |
| TRADE BUSINESS MANAGEMENT TRAINING PROGRAM   |   | <u>17,319,000</u>        | <u>36,217,000</u> <u>1,436,000</u> <u>54,972,000</u>                            |
| Planning, policy formulation and provision of trade related training research                        |   | <u>3,513,000</u>         | <u>10,843,000</u> <u>14,356,000</u>   |
| Development and implementation of training modules   |   | <u>8,941,000</u>         | <u>11,134,000</u> <u>1,436,000</u> <u>21,511,000</u>                            |
| Management and maintenance of facilities for training, exhibitions, conferences and other activities |   | <u>4,865,000</u>         | <u>14,240,000</u> <u>19,105,000</u>   |
| Sub-total, Operations  |   | <u>17,319,000</u>        | <u>36,217,000</u> <u>1,436,000</u> <u>54,972,000</u>                            |
| TOTAL NEW APPROPRIATIONS   | P | <u><u>30,603,000</u></u> | P <u><u>39,617,000</u></u> P <u><u>1,436,000</u></u> P <u><u>71,656,000</u></u> |

New Appropriations, by Object of Expenditures

(In Thousand Pesos)

## Current Operating Expenditures

## Personnel Services

## Civilian Personnel

## Permanent Positions

|              |               |
|--------------|---------------|
| Basic Salary | <u>23,509</u> |
|--------------|---------------|

|                           |               |
|---------------------------|---------------|
| Total Permanent Positions | <u>23,509</u> |
|---------------------------|---------------|

## Other Compensation Common to All

|                                     |           |
|-------------------------------------|-----------|
| Personnel Economic Relief Allowance | 1,080     |
| Representation Allowance            | 342       |
| Transportation Allowance            | 342       |
| Clothing and Uniform Allowance      | 270       |
| Mid-Year Bonus - Civilian           | 1,959     |
| Year End Bonus                      | 1,959     |
| Cash Gift                           | 225       |
| Productivity Enhancement Incentive  | 225       |
| Step Increment                      | <u>58</u> |

|  |              |
|--|--------------|
| Total Other Compensation Common to All | <u>6,460</u> |
|--|--------------|



|   |        |
|---|--------|
| Other Compensation for Specific Groups                |        |
| Anniversary Bonus - Civilian                          | 129    |
| Total Other Compensation for Specific Groups          | 129    |
| Other Benefits  |        |
| PAG-IBIG Contributions                                | 54     |
| PhilHealth Contributions                              | 377    |
| Employees Compensation Insurance Premiums             | 54     |
| Loyalty - Award Civilian                              | 20     |
| Total Other Benefits                                  | 505    |
| Total Personnel Services                              | 30,603 |
| Maintenance and Other Operating Expenses              |        |
| Travelling Expenses                                   | 786    |
| Training and Scholarship Expenses                     | 1,411  |
| Supplies and Materials Expenses                       | 1,168  |
| Utility Expenses                                      | 7,907  |
| Communication Expenses                                | 2,849  |
| Confidential, Intelligence and Extraordinary Expenses |        |
| Extraordinary and Miscellaneous Expenses              | 102    |
| Professional Services                                 | 13,788 |
| General Services                                      | 5,810  |
| Repairs and Maintenance                               | 946    |
| Taxes, Insurance Premiums and Other Fees              | 246    |
| Other Maintenance and Operating Expenses              |        |
| Advertising Expenses                                  | 1,981  |
| Printing and Publication Expenses                     | 783    |
| Representation Expenses                               | 166    |
| Rent/Lease Expenses                                   | 46     |
| Membership Dues and Contributions to Organizations    | 3      |
| Subscription Expenses                                 | 1,025  |
| Other Maintenance and Operating Expenses              | 600    |
| Total Maintenance and Other Operating Expenses        | 39,617 |
| Total Current Operating Expenditures                  | 70,220 |
| Capital Outlays                                       |        |
| Property, Plant and Equipment Outlay                  |        |
| Machinery and Equipment Outlay                        | 1,436  |
| Total Capital Outlays                                 | 1,436  |
| TOTAL NEW APPROPRIATIONS                              | 71,656 |

**G. TECHNICAL EDUCATION AND SKILLS DEVELOPMENT AUTHORITY**

For general administration and support, support to operations, and operations, as indicated hereunder . . . . . P 13,812,793,000

New Appropriations, by Program

|  | Current Operating Expenditures |  |                      |                         |
|--|--------------------------------|--|----------------------|-------------------------|
|  | Personnel Services             | Maintenance and Other Operating Expenses | Capital Outlays      | Total                   |
| <b>PROGRAMS</b>  |                                |  |                      |                         |
| General Administration and Support                                   | P 280,489,000                  | P 109,835,000                            | P                    | P 390,324,000           |
| Support to Operations  | 7,119,000                      | 23,091,000                               | 10,400,000           | 40,610,000              |
| Operations   | <u>2,155,214,000</u>           | <u>10,487,195,000</u>                    | <u>739,450,000</u>   | <u>13,381,859,000</u>   |
| <b>TECHNICAL EDUCATION AND SKILLS DEVELOPMENT POLICY PROGRAM</b>     | 26,490,000                     | 27,719,000                               |                      | 54,209,000              |
| <b>TECHNICAL EDUCATION AND SKILLS DEVELOPMENT REGULATORY PROGRAM</b> | 42,608,000                     | 41,684,000                               |                      | 84,292,000              |
| <b>TECHNICAL EDUCATION AND SKILLS DEVELOPMENT PROGRAM</b>            | <u>2,086,116,000</u>           | <u>10,417,792,000</u>                    | <u>739,450,000</u>   | <u>13,243,358,000</u>   |
| <b>TOTAL NEW APPROPRIATIONS</b>                                      | P <u>2,442,822,000</u>         | P <u>10,620,121,000</u>                  | P <u>749,850,000</u> | P <u>13,812,793,000</u> |

**Special Provision(s)**

**1. Revolving Fund for Manufacturing and Production Programs.** The revolving fund constituted from manufacturing and production programs, including auxiliary services of technical vocational schools shall be used for: (i) expenses directly incurred in the said manufacturing and production activities; (ii) student loans essential to support school-student projects or enterprises; (iii) other instructional programs of the school; and (iv) scholarship to students directly involved in the manufacturing and production programs of the school in accordance with L.O.I. No. 1026 dated May 23, 1980.

Disbursements or expenditures by the schools in violation of the above requirements shall be void and shall subject the erring officials and employees to disciplinary actions in accordance with Section 43, Chapter 5 and Section 80, Chapter 7, Book VI of E.O. No. 292, s. 1987, and to appropriate criminal action under existing penal laws.

**2. Revolving Fund for Training-cum-Production Activities.** The revolving fund constituted from various training-cum-production activities such as, but not limited to, trade testing, use of training equipment and facilities, consultancy and technical services, and repair and maintenance services shall be used to defray all the operational expenses incurred in activities under the Sariling Sikap Program, including payment of honoraria of personnel in accordance with E.O. No. 939, s. 1984.

Disbursements or expenditures by the TESDA in violation of the above requirements shall be void and shall subject the erring officials and employees to disciplinary actions in accordance with Section 43, Chapter 5 and Section 80, Chapter 7, Book VI of E.O. No. 292, s. 1987 and to appropriate criminal action under existing penal laws.

**3. Training for Work Scholarship Program.** The amount of Three Billion Five Hundred Seventy Million Three Hundred Seventeen Thousand Pesos (P3,570,317,000) appropriated herein for the Training for Work Scholarship Program under the Promotion, Development, Implementation, Monitoring, and Evaluation of Technical Education and Skills Development Scholarship and Student Assistance Programs shall be used to support rapid, inclusive and sustained economic growth through the course offerings to key employment generators in the areas of agri-fishery, agri-business, agro-industrial, tourism, information technology-business process management, semiconductor and electronics, automotives, other priority manufacturing industries, logistics, general infrastructure, and new and emerging sectors. In no case shall more than two percent (2%) of the said amount be used for administrative expenses.

In the selection of students, the TESDA shall prioritize those without prior formal or vocational training as well as those coming from regions or provinces where the absolute number of poor residents and the incidence of poverty are high, as identified in the latest official poverty statistics of the PSA. The TESDA shall update its existing database to effectively monitor the employment of graduates under this Program.

**4. Special Training for Employment Program.** The amount of One Billion Two Hundred Twenty Two Million Seven Hundred Nine Thousand Pesos (P1,222,709,000) appropriated herein for the Special Training for Employment Program under the Promotion, Development and Implementation of Quality Technical Education and Skills Development Programs shall be used for the conduct of community-based specialty training. In no case shall more than two percent (2%) of the said amount be used for the administrative expenses.

In the identification of beneficiaries, the TESDA shall give priority to the following, in the order of preference: (i) indigent families under the National Household Targeting System for Poverty Reduction (NHTS-PR); (ii) Informal Sector Families; and (iii) those under the next lower poverty level, as determined by the DSWD.

Release of subsequent cash allocations shall be made only when the amount previously released has been fully liquidated in accordance with accounting and auditing rules and regulations.

**5. Universal Access to Quality Tertiary Education.** The amount of Two Billion Nine Hundred Ten Million Pesos (P2,910,000,000) appropriated herein for the Universal Access to Quality Tertiary Education under the Promotion, Development and Implementation of Quality Technical Education and Skills Development Programs

shall be used to cover the cost of tertiary education for all Filipino students enrolled in Technical Vocational Institutions registered under the TESDA pursuant to R.A. No. 10931 and its IRR. The amount appropriated shall cover tuition and other school fees for 2022. In no case shall more than two percent (2%) of the said amount be used for administrative expenses.

Release of funds shall be subject to the submission of Special Budget pursuant to Section 35, Chapter 5, Book VI of E.O. No. 292.

**6. Tulong Trabaho Fund.** The amount of One Billion Five Hundred Fifteen Million Pesos (P1,515,000,000) appropriated herein for the Tulong Trabaho Fund under the Promotion, Development and Implementation of Quality Technical Education and Skills Development Programs shall be used to strengthen the qualification of the Filipino workforce to meet the challenges of the rapidly evolving workplaces and work structures; provide for more innovative approaches to Technical-Vocational Education and Training (TVET) linked to the requirement of industry to primarily address unemployment and job-skills mismatch; facilitate access to quality TVET; and encourage the participation of industry and communities in competencies formation and upgrading towards a more competitive Filipino workforce, through funding of program offerings in higher level qualifications, in new and emerging skills in areas with critical skills shortages in identified priority sectors. In no case shall more than two percent (2%) of the said amount be used for administrative expenses.

In the selection of trainees, TESDA shall prioritize those who are not employed, Not in Education and Not in Training.

**7. Traditional Skills and Green Skills Training.** The TESDA, in coordination with the National Commission for Culture and the Arts (NCCA) the Philippine Textile Research Institute (PTRI) and the Philippine Fiber Industry Development Authority (PhilFIDA), shall include in their non-formal technical vocational education and training the traditional skills such as, but not limited to, wood carving, pottery making, weaving, arts, and crafts, taking into consideration the availability of materials in the locality.

The TESDA, in coordination with the Department of Labor and Employment (DOLE), shall likewise conduct a skills and training needs assessment for green jobs and accelerate its development and provision of green skills training programs pursuant to R.A. No. 10771 (Philippine Green Jobs Act of 2016).

**8. Skills Demand Forecasting Model or Strategy.** The amount of Ten Million Pesos (P10,000,000) appropriated herein under the Promotion, Development, Implementation, Monitoring, and Evaluation of Technical Education and Skills Development Scholarships and Student Assistance Programs shall be used to develop, with the technical assistance of the National Economic and Development Authority (NEDA) and the Philippine Institute for Development Studies (PIDS), a Skills Demand Forecasting Model or Strategy to ensure demand-driven TVET programs offering, and for other policy development purposes.

**9. Application of Benefits to Teachers in Technical Education and Skills Development Authority-Supervised Institutions.** Teachers of equivalent positions in TESDA-Supervised Institutions shall likewise be entitled to the benefits granted to teachers under the DepEd.

**10. Reporting and Posting Requirements.** The submission of the quarterly reports on its financial and physical accomplishments shall be in accordance with Section 99 of the General Provisions of this Act.

**11. Appropriations for Activities or Projects.** The amounts appropriated herein shall be used specifically for the following activities or projects in the indicated amounts and conditions:

New Appropriations, by Programs/Activities/Projects

|   | Current Operating Expenditures |  |                 |
|---|--------------------------------|--|-----------------|
|   | Personnel Services             | Maintenance and Other Operating Expenses | Capital Outlays |
|   |                                |  | Total           |
| <b>PROGRAMS</b>   |                                |  |                 |
| General Administration and Support                          |                                |  |                 |
| General Management and Supervision                          | P 142,181,000                  | P 109,835,000                            | P 252,016,000   |
| National Capital Region (NCR)                               | 142,181,000                    | 109,835,000                              | 252,016,000     |
| Central Office  | 142,181,000                    | 109,835,000                              | 252,016,000     |
| Administration of Personnel Benefits                        | 138,308,000                    |  | 138,308,000     |
| National Capital Region (NCR)                               | 138,308,000                    |  | 138,308,000     |
| Central Office  | 138,308,000                    |  | 138,308,000     |
| Sub-total, General Administration and Support               | 280,489,000                    | 109,835,000                              | 390,324,000     |
| Support to Operations                                       |                                |  |                 |
| Provision of Management and Information Technology Services | 7,119,000                      | 23,091,000                               | 10,400,000      |
|   |                                |  | 40,610,000      |

|  |                      |                       |                    |                       |
|--|----------------------|-----------------------|--------------------|-----------------------|
| National Capital Region (NCR)  | 7,119,000            | 23,091,000            | 10,400,000         | 40,610,000            |
| Central Office   | 7,119,000            | 23,091,000            | 10,400,000         | 40,610,000            |
| Sub-total, Support to Operations   | 7,119,000            | 23,091,000            | 10,400,000         | 40,610,000            |
| Operations   |                      |                       |                    |                       |
| Employability increased and/or enhanced  | 2,155,214,000        | 10,487,195,000        | 739,450,000        | 13,381,859,000        |
| <b>TECHNICAL EDUCATION AND SKILLS<br/>DEVELOPMENT POLICY PROGRAM</b>   | <b>26,490,000</b>    | <b>27,719,000</b>     |                    | <b>54,209,000</b>     |
| Formulation of Technical Education and Skills<br>Development Policies, Plans and Programs  | 26,490,000           | 27,719,000            |                    | 54,209,000            |
| National Capital Region (NCR)  | 26,490,000           | 27,719,000            |                    | 54,209,000            |
| Central Office   | 26,490,000           | 27,719,000            |                    | 54,209,000            |
| <b>TECHNICAL EDUCATION AND SKILLS<br/>DEVELOPMENT REGULATORY PROGRAM</b>   | <b>42,608,000</b>    | <b>41,684,000</b>     |                    | <b>84,292,000</b>     |
| Development, Implementation, Monitoring<br>and Evaluation of Quality Assurance for Technical<br>Education and Skills Development Provision | 3,883,000            | 11,761,000            |                    | 15,644,000            |
| National Capital Region (NCR)  | 3,883,000            | 11,761,000            |                    | 15,644,000            |
| Central Office   | 3,883,000            | 11,761,000            |                    | 15,644,000            |
| Development, Implementation, Monitoring<br>and Evaluation of Assessment and Certification<br>Systems                                       | 17,995,000           | 9,379,000             |                    | 27,374,000            |
| National Capital Region (NCR)  | 17,995,000           | 9,379,000             |                    | 27,374,000            |
| Central Office   | 17,995,000           | 9,379,000             |                    | 27,374,000            |
| Competency Standards Development   | 20,730,000           | 20,544,000            |                    | 41,274,000            |
| National Capital Region (NCR)  | 20,730,000           | 20,544,000            |                    | 41,274,000            |
| Central Office   | 20,730,000           | 20,544,000            |                    | 41,274,000            |
| <b>TECHNICAL EDUCATION AND SKILLS DEVELOPMENT PROGRAM</b>  | <b>2,086,116,000</b> | <b>10,417,792,000</b> | <b>739,450,000</b> | <b>13,243,358,000</b> |
| Promotion, Development and Implementation<br>of Quality Technical Education and Skills<br>Development Programs                             | 1,348,107,000        | 6,847,475,000         | 739,450,000        | 8,935,032,000         |
| National Capital Region (NCR)  | 84,999,000           | 5,898,462,000         | 739,450,000        | 6,722,911,000         |
| Central Office   | 66,555,000           | 5,839,198,000         | 739,450,000        | 6,645,203,000         |
| National Capital Region  | 18,444,000           | 59,264,000            |                    | 77,708,000            |
| Region I - Ilocos  | 96,791,000           | 50,037,000            |                    | 146,828,000           |
| Regional Office - I  | 20,589,000           | 40,365,000            |                    | 60,954,000            |

|  |                    |                   |                    |
|--|--------------------|-------------------|--------------------|
| Bangui Institute of Technology<br>(formerly Bangui School of Fisheries)                                | 10,275,000         | 1,500,000         | 11,775,000         |
| Luciano Milan Memorial School of Arts and<br>Trades  | 13,920,000         | 2,223,000         | 16,143,000         |
| Marcos Agro-Industrial School  | 14,008,000         | 2,602,000         | 16,610,000         |
| Pangasinan School of Arts and Trades   | 28,458,000         | 1,493,000         | 29,951,000         |
| Pangasinan Technological Institute   | 9,541,000          | 1,854,000         | 11,395,000         |
| <b>Cordillera Administrative Region (CAR)</b>  | <b>31,330,000</b>  | <b>49,834,000</b> | <b>81,164,000</b>  |
| Regional Office - CAR  | 22,127,000         | 46,836,000        | 68,963,000         |
| Cordillera State Institute of Technical Education<br>(formerly Baguio City Schools of Arts and Trades) | 9,203,000          | 2,998,000         | 12,201,000         |
| <b>Region II - Cagayan Valley</b>  | <b>105,458,000</b> | <b>54,380,000</b> | <b>159,838,000</b> |
| Regional Office II   | 5,386,000          | 39,697,000        | 45,083,000         |
| Aparri School of Arts and Trades   | 25,003,000         | 4,306,000         | 29,309,000         |
| Isabela School of Arts and Trades  | 27,575,000         | 1,730,000         | 29,305,000         |
| Kasibu National Agricultural School  | 8,828,000          | 1,715,000         | 10,543,000         |
| Lasam National Agricultural School   | 12,574,000         | 1,617,000         | 14,191,000         |
| Southern Isabela College of Arts and Trades  | 26,092,000         | 5,315,000         | 31,407,000         |
| <b>Region III - Central Luzon</b>  | <b>62,172,000</b>  | <b>70,320,000</b> | <b>132,492,000</b> |
| Regional Office III  | 47,015,000         | 65,766,000        | 112,781,000        |
| Concepcion Vocational School   | 7,309,000          | 2,571,000         | 9,880,000          |
| Gonzalo Puyat School of Arts and Trades  | 7,848,000          | 1,983,000         | 9,831,000          |
| <b>Region IVA - CALABARZON</b>   | <b>82,331,000</b>  | <b>62,359,000</b> | <b>144,690,000</b> |
| Regional Office - IVA  | 30,257,000         | 51,270,000        | 81,527,000         |
| Bondoc Peninsula Technological Institute   | 7,189,000          | 1,478,000         | 8,667,000          |
| Jacobo Z. Gonzales Memorial School of Arts and Trades  | 27,060,000         | 3,399,000         | 30,459,000         |
| Quezon National Agricultural School  | 17,825,000         | 6,212,000         | 24,037,000         |
| <b>Region IVB - MIMAROPA</b>   | <b>80,533,000</b>  | <b>48,955,000</b> | <b>129,488,000</b> |
| Regional Office - IVB  |                    | 30,577,000        | 30,577,000         |
| Buyabod School of Arts and Trades  | 9,857,000          | 4,910,000         | 14,767,000         |
| Puerto Princesa School of Arts and Trades  | 20,221,000         | 4,685,000         | 24,906,000         |

|  |                    |                   |                    |
|--|--------------------|-------------------|--------------------|
| Rizal, Occidental Mindoro TESDA<br>Training and Accreditation Center | 6,902,000          |                   | 6,902,000          |
| Romblon National Institute of Technology                             | 12,262,000         | 4,468,000         | 16,730,000         |
| Simeon Suan Vocational and Technical College                         | 19,590,000         | 2,049,000         | 21,639,000         |
| Torrijos Poblacion School of Arts and Trades                         | 11,701,000         | 2,266,000         | 13,967,000         |
| Region V - Bicol   | <u>132,378,000</u> | <u>86,502,000</u> | <u>218,880,000</u> |
| Regional Office V  | 27,652,000         | 56,171,000        | 83,823,000         |
| Bulusan National Vocational and Technical School                     | 8,393,000          | 3,335,000         | 11,728,000         |
| Cabugao School of Handicrafts & Cottage<br>Industries                | 11,995,000         | 2,644,000         | 14,639,000         |
| Camarines Sur Institute of Fisheries and<br>Marine Sciences          | 29,765,000         | 13,045,000        | 42,810,000         |
| Masbate School of Fisheries  | 8,991,000          | 1,913,000         | 10,904,000         |
| Ragay Polytechnic Skills Institute                                   | 11,294,000         | 1,731,000         | 13,025,000         |
| San Francisco Institute of Science and<br>Technology                 | 22,843,000         | 4,122,000         | 26,965,000         |
| Sorsogon National Agricultural School                                | 11,445,000         | 3,541,000         | 14,986,000         |
| Region VI - Western Visayas  | <u>147,420,000</u> | <u>71,046,000</u> | <u>218,466,000</u> |
| Regional Office VI   | 33,178,000         | 58,496,000        | 91,674,000         |
| Dumalag Vocational Technical School                                  | 33,625,000         | 3,959,000         | 37,584,000         |
| Leon Ganzon Polytechnic College                                      | 32,602,000         | 2,253,000         | 34,855,000         |
| New Lucena Polytechnic College                                       | 25,075,000         | 2,904,000         | 27,979,000         |
| Passi Trade School   | 22,940,000         | 3,434,000         | 26,374,000         |
| Region VII - Central Visayas   | <u>46,090,000</u>  | <u>59,020,000</u> | <u>105,110,000</u> |
| Regional Office VII  | 37,907,000         | 55,301,000        | 93,208,000         |
| Lazi Technical Institute   | 8,183,000          | 3,719,000         | 11,902,000         |
| Region VIII - Eastern Visayas  | <u>130,656,000</u> | <u>59,563,000</u> | <u>190,219,000</u> |
| Regional Office VIII   | 27,510,000         | 45,300,000        | 72,810,000         |
| Arteche National Agricultural School                                 | 15,916,000         | 2,031,000         | 17,947,000         |
| Balangiga National Agricultural School                               | 11,760,000         | 1,548,000         | 13,308,000         |
| Balicuatro College of Arts and Trades                                | 25,710,000         | 3,387,000         | 29,097,000         |
| Cabucgayan National School of Arts & Trades                          | 12,780,000         | 2,343,000         | 15,123,000         |

|   |                   |                    |                    |
|---|-------------------|--------------------|--------------------|
| Calubian National Vocational School               | 13,619,000        | 1,699,000          | 15,318,000         |
| Las Navas Agro-Industrial School                  | 8,569,000         | 1,579,000          | 10,148,000         |
| Samar National School of Arts and Trades          | 14,792,000        | 1,676,000          | 16,468,000         |
| <b>Region IX - Zamboanga Peninsula</b>            | <b>60,615,000</b> | <b>61,333,000</b>  | <b>121,948,000</b> |
| Regional Office IX                                | 11,496,000        | 44,989,000         | 56,485,000         |
| Dipolog School of Fisheries                       | 17,847,000        | 5,507,000          | 23,354,000         |
| Zamboanga Sibugay Polytechnic Institute           | 31,272,000        | 10,837,000         | 42,109,000         |
| <b>Region X - Northern Mindanao</b>               | <b>94,733,000</b> | <b>62,390,000</b>  | <b>157,123,000</b> |
| Regional Office X                                 | 27,142,000        | 45,779,000         | 72,921,000         |
| Cagayan de Oro (BUGO) School of Arts and Trades   | 19,639,000        | 2,910,000          | 22,549,000         |
| Camiguin School of Arts and Trades                | 6,333,000         | 2,475,000          | 8,808,000          |
| Kinoguitan National Agricultural School           | 10,846,000        | 1,947,000          | 12,793,000         |
| Lanao del Norte National Agro-Industrial School   | 10,593,000        | 1,593,000          | 12,186,000         |
| Oroquieta Agro-Industrial School                  | 12,115,000        | 4,561,000          | 16,676,000         |
| Salvador Trade School                             | 8,065,000         | 3,125,000          | 11,190,000         |
| <b>Region XI - Davao</b>                          | <b>73,248,000</b> | <b>128,739,000</b> | <b>201,987,000</b> |
| Regional Office XI                                | 25,610,000        | 114,648,000        | 140,258,000        |
| Carmelo de los Cientos, Sr. National Trade School | 11,683,000        | 3,483,000          | 15,166,000         |
| Davao National Agricultural School                | 12,426,000        | 2,535,000          | 14,961,000         |
| Lupon School of Fisheries                         | 14,788,000        | 6,210,000          | 20,998,000         |
| Wangan National Agricultural School               | 8,741,000         | 1,863,000          | 10,604,000         |
| <b>Region XII - SOCCSKSARGEN</b>                  | <b>63,870,000</b> | <b>40,841,000</b>  | <b>104,711,000</b> |
| Regional Office XII                               | 13,405,000        | 37,033,000         | 50,438,000         |
| General Santos National School of Arts and Trades | 27,685,000        | 3,808,000          | 31,493,000         |
| Surallah National Agricultural School             | 22,780,000        |                    | 22,780,000         |
| <b>Region XIII - Caraga</b>                       | <b>55,483,000</b> | <b>43,694,000</b>  | <b>99,177,000</b>  |
| Regional Office XIII                              | 6,073,000         | 27,536,000         | 33,609,000         |
| Agusan del Sur School of Arts and Trades          | 16,924,000        | 7,464,000          | 24,388,000         |

|  |                    |                      |                      |
|--|--------------------|----------------------|----------------------|
| Northern Mindanao School of Fisheries  | 16,607,000         | 4,284,000            | 20,891,000           |
| Surigao del Norte College of Agriculture and Technology  | 15,879,000         | 4,410,000            | 20,289,000           |
| Promotion, Development, Implementation, Monitoring, and Evaluation of Technical Education and Skills Development Scholarship and Student Assistance Programs | <u>738,009,000</u> | <u>3,570,317,000</u> | <u>4,308,326,000</u> |
| National Capital Region (NCR)  | <u>72,565,000</u>  | <u>1,697,580,000</u> | <u>1,770,145,000</u> |
| Central Office   | 5,311,000          | 1,494,286,000        | 1,499,597,000        |
| National Capital Region  | 67,254,000         | 203,294,000          | 270,548,000          |
| Region I - Ilocos  | <u>38,609,000</u>  | <u>89,569,000</u>    | <u>128,178,000</u>   |
| Regional Office - I  | 38,609,000         | 89,569,000           | 128,178,000          |
| Cordillera Administrative Region (CAR)   | <u>52,207,000</u>  | <u>54,019,000</u>    | <u>106,226,000</u>   |
| Regional Office - CAR  | 52,207,000         | 54,019,000           | 106,226,000          |
| Region II - Cagayan Valley   | <u>41,074,000</u>  | <u>83,051,000</u>    | <u>124,125,000</u>   |
| Regional Office II   | 41,074,000         | 83,051,000           | 124,125,000          |
| Region III - Central Luzon   | <u>58,710,000</u>  | <u>229,258,000</u>   | <u>287,968,000</u>   |
| Regional Office III  | 58,710,000         | 229,258,000          | 287,968,000          |
| Region IVA - CALABARZON  | <u>53,271,000</u>  | <u>216,388,000</u>   | <u>269,659,000</u>   |
| Regional Office - IVA  | 53,271,000         | 216,388,000          | 269,659,000          |
| Region IVB - MIMAROPA  | <u>49,383,000</u>  | <u>77,437,000</u>    | <u>126,820,000</u>   |
| Regional Office - IVB  | 49,383,000         | 77,437,000           | 126,820,000          |
| Region V - Bicol   | <u>45,994,000</u>  | <u>140,860,000</u>   | <u>186,854,000</u>   |
| Regional Office V  | 45,994,000         | 140,860,000          | 186,854,000          |
| Region VI - Western Visayas  | <u>50,671,000</u>  | <u>136,265,000</u>   | <u>186,936,000</u>   |
| Regional Office VI   | 50,671,000         | 136,265,000          | 186,936,000          |
| Region VII - Central Visayas   | <u>38,618,000</u>  | <u>197,970,000</u>   | <u>236,588,000</u>   |
| Regional Office VII  | 38,618,000         | 197,970,000          | 236,588,000          |
| Region VIII - Eastern Visayas  | <u>47,315,000</u>  | <u>107,734,000</u>   | <u>155,049,000</u>   |
| Regional Office VIII   | 47,315,000         | 107,734,000          | 155,049,000          |
| Region IX - Zamboanga Peninsula  | <u>32,641,000</u>  | <u>109,389,000</u>   | <u>142,030,000</u>   |
| Regional Office IX   | 32,641,000         | 109,389,000          | 142,030,000          |



|                                 |                               |                                |                             |                                |
|---------------------------------|-------------------------------|--------------------------------|-----------------------------|--------------------------------|
| Region X - Northern Mindanao    | <u>41,276,000</u>             | <u>119,111,000</u>             |                             | <u>160,387,000</u>             |
| Regional Office X               | 41,276,000                    | 119,111,000                    |                             | 160,387,000                    |
| Region XI - Davao               | <u>38,742,000</u>             | <u>114,250,000</u>             |                             | <u>152,992,000</u>             |
| Regional Office XI              | 38,742,000                    | 114,250,000                    |                             | 152,992,000                    |
| Region XII - SOCCSKSARGEN       | <u>37,298,000</u>             | <u>114,125,000</u>             |                             | <u>151,423,000</u>             |
| Regional Office XII             | 37,298,000                    | 114,125,000                    |                             | 151,423,000                    |
| Region XIII - Caraga            | <u>39,635,000</u>             | <u>83,311,000</u>              |                             | <u>122,946,000</u>             |
| Regional Office XIII            | 39,635,000                    | 83,311,000                     |                             | 122,946,000                    |
| Sub-total, Operations           | <u>2,155,214,000</u>          | <u>10,487,195,000</u>          | <u>739,450,000</u>          | <u>13,381,859,000</u>          |
| <b>TOTAL NEW APPROPRIATIONS</b> | <b>P <u>2,442,822,000</u></b> | <b>P <u>10,620,121,000</u></b> | <b>P <u>749,850,000</u></b> | <b>P <u>13,812,793,000</u></b> |

**New Appropriations, by Object of Expenditures**  
(In Thousand Pesos)

**Current Operating Expenditures**

**Personnel Services**

**Civilian Personnel**

**Permanent Positions**

|              |                  |
|--------------|------------------|
| Basic Salary | <u>1,741,050</u> |
|--------------|------------------|

|                           |                  |
|---------------------------|------------------|
| Total Permanent Positions | <u>1,741,050</u> |
|---------------------------|------------------|

**Other Compensation Common to All**

|                                     |              |
|-------------------------------------|--------------|
| Personnel Economic Relief Allowance | 90,720       |
| Representation Allowance            | 17,016       |
| Transportation Allowance            | 17,016       |
| Clothing and Uniform Allowance      | 22,680       |
| Mid-Year Bonus - Civilian           | 145,093      |
| Year End Bonus                      | 145,093      |
| Cash Gift                           | 18,900       |
| Productivity Enhancement Incentive  | 18,900       |
| Step Increment                      | <u>4,352</u> |

|  |                |
|--|----------------|
| Total Other Compensation Common to All | <u>479,770</u> |
|--|----------------|

**Other Compensation for Specific Groups**

|  |                |
|--|----------------|
| Magna Carta for Public Health Workers        | 5,593          |
| Lump-sum for filling of Positions - Civilian | <u>119,973</u> |

|  |                |
|--|----------------|
| Total Other Compensation for Specific Groups | <u>125,566</u> |
|--|----------------|

|  |            |
|--|------------|
| Other Benefits   |            |
| PAG-IBIG Contributions                                 | 4,539      |
| PhilHealth Contributions                               | 28,496     |
| Employees Compensation Insurance Premiums              | 4,539      |
| Loyalty Award - Civilian                               | 75         |
| Terminal Leave   | 18,335     |
| Total Other Benefits                                   | 55,984     |
| Non-Permanent Positions                                | 40,452     |
| Total Personnel Services                               | 2,442,822  |
| Maintenance and Other Operating Expenses               |            |
| Travelling Expenses                                    | 98,436     |
| Training and Scholarship Expenses                      | 9,616,490  |
| Supplies and Materials Expenses                        | 244,204    |
| Utility Expenses                                       | 112,198    |
| Communication Expenses                                 | 50,938     |
| Awards/Rewards and Prizes                              | 3,074      |
| Survey, Research, Exploration and Development Expenses | 160        |
| Confidential, Intelligence and Extraordinary Expenses  |            |
| Extraordinary and Miscellaneous Expenses               | 3,898      |
| Professional Services                                  | 114,534    |
| General Services                                       | 149,450    |
| Repairs and Maintenance                                | 76,183     |
| Taxes, Insurance Premiums and Other Fees               | 25,903     |
| Labor and Wages  | 35         |
| Other Maintenance and Operating Expenses               |            |
| Advertising Expenses                                   | 1,973      |
| Printing and Publication Expenses                      | 14,557     |
| Representation Expenses                                | 13,432     |
| Transportation and Delivery Expenses                   | 6,332      |
| Rent/Lease Expenses                                    | 18,881     |
| Membership Dues and Contributions to Organizations     | 354        |
| Subscription Expenses                                  | 12,600     |
| Donations  | 5          |
| Other Maintenance and Operating Expenses               | 56,484     |
| Total Maintenance and Other Operating Expenses         | 10,620,121 |
| Total Current Operating Expenditures                   | 13,062,943 |
| Capital Outlays  |            |
| Property, Plant and Equipment Outlay                   |            |
| Buildings and Other Structures                         | 200,000    |
| Machinery and Equipment Outlay                         | 510,412    |
| Transportation Equipment Outlay                        | 39,438     |
| Total Capital Outlays                                  | 749,850    |
| TOTAL NEW APPROPRIATIONS                               | 13,812,793 |

**GENERAL SUMMARY**  
**DEPARTMENT OF TRADE AND INDUSTRY**

|   | Current Operating Expenditures |  |                           |                             |                                |
|---|--------------------------------|--|---------------------------|-----------------------------|--------------------------------|
|   | Personnel Services             | Maintenance and<br>Other Operating<br>Expenses | Financial Expenses        | Capital Outlays             | Total                          |
| A. OFFICE OF THE SECRETARY                                    | P 2,005,783,000                | P 4,532,432,000                                | P 4,915,000               | P 140,550,000               | P 6,683,680,000                |
| B. BOARD OF INVESTMENTS                                       | 181,501,000                    | 191,018,000                                    |                           | 27,196,000                  | 399,715,000                    |
| C. CONSTRUCTION INDUSTRY AUTHORITY OF<br>THE PHILIPPINES      | 63,147,000                     | 63,465,000                                     |                           |                             | 126,612,000                    |
| D. COOPERATIVE DEVELOPMENT AUTHORITY                          | 423,339,000                    | 286,287,000                                    |                           | 23,636,000                  | 733,262,000                    |
| E. DESIGN CENTER OF THE PHILIPPINES                           | 35,237,000                     | 76,813,000                                     |                           | 4,120,000                   | 116,170,000                    |
| F. PHILIPPINE TRADE TRAINING CENTER                           | 30,603,000                     | 39,617,000                                     |                           | 1,436,000                   | 71,656,000                     |
| G. TECHNICAL EDUCATION AND SKILLS<br>DEVELOPMENT AUTHORITY    | <u>2,442,822,000</u>           | <u>10,620,121,000</u>                          |                           | <u>749,850,000</u>          | <u>13,812,793,000</u>          |
| TOTAL NEW APPROPRIATIONS,<br>DEPARTMENT OF TRADE AND INDUSTRY | P <u><u>5,182,432,000</u></u>  | P <u><u>15,809,753,000</u></u>                 | P <u><u>4,915,000</u></u> | P <u><u>946,788,000</u></u> | P <u><u>21,943,888,000</u></u> |

**XXV. DEPARTMENT OF TRANSPORTATION****A. OFFICE OF THE SECRETARY**

For general administration and support, support to operations, and operations, including locally-funded and foreign-assisted projects, as indicated hereunder . . . . . P 54,441,716,000

**New Appropriations, by Programs**

|                                    | Current Operating Expenditures |  |                           |                                |                                |
|------------------------------------|--------------------------------|--|---------------------------|--------------------------------|--------------------------------|
|                                    | Personnel Services             | Maintenance and Other Operating Expenses | Financial Expenses        | Capital Outlays                | Total                          |
| <b>PROGRAMS</b>                    |                                |  |                           |                                |                                |
| General Administration and Support | P 1,183,857,000                | P 944,816,000                            | P 7,068,000               | P 123,880,000                  | P 2,259,621,000                |
| Support to Operations              | 82,738,000                     | 62,943,000                               |                           | 2,926,974,000                  | 3,072,655,000                  |
| Operations                         | <u>1,186,801,000</u>           | <u>24,321,186,000</u>                    | <u>820,000</u>            | <u>23,600,633,000</u>          | <u>49,109,440,000</u>          |
| RAIL TRANSPORT PROGRAM             | 324,528,000                    | 11,211,133,000                           | 820,000                   | 11,583,212,000                 | 23,119,693,000                 |
| AVIATION INFRASTRUCTURE PROGRAM    |                                |  |                           | 3,874,980,000                  | 3,874,980,000                  |
| MARITIME INFRASTRUCTURE PROGRAM    |                                |  |                           | 2,606,410,000                  | 2,606,410,000                  |
| MOTOR VEHICLE REGULATORY PROGRAM   | 661,729,000                    | 1,596,583,000                            |                           | 1,280,000,000                  | 3,538,312,000                  |
| LAND PUBLIC TRANSPORTATION PROGRAM | <u>200,544,000</u>             | <u>11,513,470,000</u>                    |                           | <u>4,256,031,000</u>           | <u>15,970,045,000</u>          |
| <b>TOTAL NEW APPROPRIATIONS</b>    | <b>P <u>2,453,396,000</u></b>  | <b>P <u>25,328,945,000</u></b>           | <b>P <u>7,888,000</u></b> | <b>P <u>26,651,487,000</u></b> | <b>P <u>54,441,716,000</u></b> |

**Special Provision(s)**

1. **Seat Belt Use Promotions and Child Restraint Systems Installation, Use and Maintenance Promotions.** In addition to the amounts appropriated for the Land Transportation Office (LTO), Sixty Seven Million Eight Hundred Seventy Four Thousand Pesos (P67,874,000) shall be used for the implementation of the provisions of R.A. No. 8750 and R.A. No. 11229, including the necessary promotion campaigns on the use of seat belt devices and the installation, use and maintenance of child restraint systems sourced from fines imposed by LTO against drivers, operators, vehicle owners, manufacturers, assemblers, importers or distributors for violation of the rules and regulations on the use and installation of seat belts in accordance with Section 13 of R.A. No. 8750, and Sections 11 and 14 of R.A. No. 11229.

Release of funds shall be subject to the submission of a Special Budget pursuant to Section 35, Chapter 5, Book VI of E.O. No. 292, s. 1987.

2. **Servicing of Metro Rail Transit Obligations.** The amount needed for the payment of prior and current years' obligations for equity rental, maintenance fees and other obligations due to the Metro Rail Transit Corporation (MRTC), as specified in the build-lease-and-transfer agreement between the DOTr and MRTC, shall be charged against the fare box revenue and all non-rail collections or income of the MRT 3.

Any deficiency in collections or income may be augmented by the amounts appropriated herein for mass transport subsidy.

3. **Engineering and Administrative Overhead Expenses.** The DOTr is authorized to deduct engineering and administrative overhead (EAO) expenses for infrastructure projects costing more than Five Million Pesos (P5,000,000) but not to exceed three percent (3%) of the project cost.

The authorized EAO expenses shall be limited to: (i) administrative overhead including the hiring of individuals engaged through job orders or contracts of service or such other engagement of personnel without any employer-employee relationship; (ii) pre-construction activities after detailed engineering; (iii) construction project management; (iv) testing and quality control; (v) acquisition, rehabilitation and repair of related equipment and parts; and (vi) contingencies in relation to pre-construction activities. The EAO expenses shall be treated or booked-up as capitalized expenditures and form part of the project cost.

Disbursements or expenditures by the DOTr in violation of the above requirements shall be void and shall subject the erring officials and employees to disciplinary actions in accordance with Section 43, Chapter 5 and Section 80, Chapter 7, Book VI of E.O. No. 292, and to appropriate criminal action under existing penal laws.

4. **Construction of Various Airports and Navigational Facilities.** The amount appropriated herein for the construction of various airports and navigational facilities, and acquisition of navigational equipment shall be recorded in the books of accounts of the DOTr and transferred to the Civil Aviation Authority of the Philippines as equity contribution of the National Government in accordance with Section 14 of R.A. No. 9497.

**5. Inventory of Rail System Spare Parts.** The DOTr, Philippine National Railways, Light Rail Transit Authority, the Panay Railways, Incorporated, the North Luzon Railways Corporation, and all other rail offices and agencies are authorized to maintain and ensure continued availability of adequate spare parts inventory. The purchase of spare parts exceeding the agency's one-year requirement shall be subject to the approval of the President of the Philippines, upon the joint recommendation of the Chairperson of the COA and the Secretary of the DOTr.

**6. Right-of-Way Acquisition.** The amount of One Billion Six Hundred Fifty One Million Sixty One Thousand Pesos (P1,651,061,000) appropriated herein shall be used exclusively for Right-of-Way expenses authorized under R.A. No. 10752 (The Right-of-Way Act), relative to the implementation of infrastructure projects of the DOTr, such as, but not limited to the following: (i) North-South Commuter Railway System; (ii) Philippine National Railways South Long Haul Project; and (iii) New Cebu International Container Port Project.

Release of funds shall be subject to the submission of a Special Budget pursuant to Section 35, Chapter 5, Book VI of E.O. No. 292.

**7. Establishment of Active Transportation Facilities in All Road and Bridge Projects.** The amount of Two Billion Pesos (P2,000,000,000) appropriated herein for active transport, bike share system, and safe pathways program in Metro Manila shall be used to construct protected bike lanes, procure bike racks, improve end-of-trip cycling infrastructure, construct safe and accessible pedestrian pathways, and upgrade existing pop-up bike lanes into permanent bike lanes in accordance with DPWH D.O. No. 88, s. 2020, the DOH Active Transport Playbook, E.O. No. 774, s. 2008, NEDA Board Resolution No. 5, s. 2017, and applicable guidelines issued by the Executive Branch on promoting active transportation.

The DOTr, in coordination with the DPWH, shall also establish proper public transport stops for the benefit of commuters, and ensure that all projects pertaining to the construction, preventive maintenance, rehabilitation, reconstruction, upgrading, off-carriageway improvement, widening and/or paving of primary, secondary, tertiary, bypass and diversion roads, and the construction, widening, or replacement of bridges, shall be so designed and implemented so as to allocate, in so far as practicable, at least 50% of the road space for public transport, pedestrians, and bicycles/light mobility devices. This shall include safe pedestrian pathways, sidewalks, and the planting of urban shade trees consistent with environmental laws and public health and safety regulations. Pedestrian walkways and pedestrian crossings shall by default be at-grade for the inclusion of persons with disability, senior citizens, pregnant women, children with strollers, tourists with luggage, and parents with children. For commuter safety and comfort, wherever feasible, pedestrian and cycling infrastructure shall be protected or grade-separated and include shaded walkways including urban shade trees.

**8. Fuel Subsidy Program.** The amount of Two Billion Five Hundred Million Pesos (P2,500,000,000) appropriated herein shall be used to provide financial assistance/fuel vouchers to qualified public utility vehicle (PUV), taxi, tricycle, and full-time ride-hailing and delivery services drivers nationwide as identified and validated by the LTFRB, when the average Dubai crude oil price based on Mean of Platts Singapore (MOPS) for three (3) months reaches or exceeds eighty dollars (USD 80) per barrel. The implementation of the Program shall be subject to the guidelines issued by the DOTr, the DOE and the DBM.

**9. Public Utility Vehicle Modernization Program and its Social Support Component.** The amount of One Billion Eight Hundred Million Seven Hundred Twenty One Thousand Pesos (P1,800,721,000) appropriated herein for the Public Utility Vehicle Modernization Program shall be used to subsidize the equity of modernized units for drivers and cooperatives who choose to upgrade to more environmentally friendly and compliant vehicles to ensure a just and equitable transition for transport workers: *Provided*, That these modernized vehicles shall ensure proper health standards and safe air quality and ventilation, among other minimum public health standards given the COVID-19 pandemic: *Provided, further*, That no franchise or authority to operate shall be withheld, cancelled or revoked based on the failure to consolidate, given the systemic shortage in public transportation: *Provided, furthermore*, That the DOTr shall work with private and public financial institutions to provide equitable financing for these modernized vehicles: *Provided, finally*, That there shall be transparency and accountability in the use of funds through the creation of a multi-sectoral governance committee with transport drivers, operators, cooperatives, or associations, commuters, academics, and civil society representatives that will provide real-time community feedback and ground reports to improve operations; and a real-time public dashboard on the outputs and outcomes of the use of Public Utility Vehicle Modernization Fund.

Of the total amount appropriated herein, Seven Hundred Fifty Million Pesos (P750,000,000) shall be allocated for the social support component of the Program. Said Fund shall be used to provide social safety net, training, employment, and other social assistance to drivers, operators, and their dependents, through the Tsuper Iskolar Program and the Entsuperneur Program. (CONDITIONAL IMPLEMENTATION - President's Veto Message, December 30, 2021, Volume I-B, page 816, R.A. No. 11639)

**10. PUV Service Contracting.** The amount of Seven Billion Pesos (P7,000,000,000) appropriated herein shall be used for the implementation of the service contracting in partnership with priority local government units to facilitate the broad engagement of public transport cooperatives, associations, or corporations operating within their jurisdiction. The DOTr and LGUs shall take active roles to facilitate individual transport workers to join cooperatives.

The DOTr road sector shall create a Technical Working Group (TWG) to ensure that existing PUV transport drivers, operators, cooperatives, and associations are included and prioritized by the LGUs in the implementation of the said program. The said TWG shall be composed of the DOTr road sector as the Chairperson, the DOTr-Office of Transportation Cooperatives (OTC) as Deputy Chairperson, and the Cooperatives Development Authority (CDA), the Union of Local Authorities of the Philippines (ULAP) and other stakeholders from the transportation sector as members.

The DOTr shall enter into agreements with priority LGUs to allow the LGUs to directly contract public transport cooperatives, associations, or corporations. The DOTr shall issue a policy that empowers LGUs to co-implement and co-finance service contracting by permitting LGUs to collect fares and manage the assignment of routes within their respective jurisdictions. The DOTr and the LGUs shall also use the service contracting budget to improve the adherence of PUVs under service contracts to comply with the minimum public health standards, especially proper air quality and ventilation, safe physical distancing, proper mask wearing, and minimized exposure and trip times for commuters. The TWG shall device a mechanism for monitoring performance of operators, certifying the transport services delivered and incentives and penalties applied, and advising on how services can be enhanced and optimized to meet travel needs of the commuting public.

There shall be transparency and accountability in the use of funds through (1) the creation of a multi-sectoral governance committee with public transport workers, cooperatives, associations, or corporations, commuters, academe, civil society representatives and the congressional committees that have oversight in order to ensure real-time community feedback and ground reports to improve operations; and (2) a real-time public dashboard on the outputs and outcomes of the use of the service contracting funds. The service contracting program and the policy shift towards stable, long-term contracts and delivery of transport service will provide an additional and necessary mechanism to support the public utility vehicle modernization program.

(CONDITIONAL IMPLEMENTATION - President's Veto Message, December 30, 2021, Volume I-B, page 816, R.A. No. 11639)

**11. Resettlement of Project-Affected Persons who are Pag-IBIG Fund Members.** The DOTr may enter into a Memorandum of Agreement (MOA) with the Home Development Mutual Fund and other appropriate government agencies, in accordance with R. A. No. 10752 and other pertinent laws, for the resettlement of Pag-IBIG Fund members and informal occupants who are Pag-IBIG Fund members affected by DOTr projects. The MOA shall include the necessary support that will be provided to Pag-IBIG Fund members, which may include cash grants and loans to its members for the purpose of acquiring houses under the government housing projects.

(CONDITIONAL IMPLEMENTATION - President's Veto Message, December 30, 2021, Volume I-B, page 818, R.A. No. 11639)

**12. Motor Vehicle Inspection System.** The use of Private Motor Vehicle Inspection Centers (PMVICS) for the registration of vehicles shall not be made compulsory. Vehicle owners shall also be allowed the option to have their vehicles tested at private emission testing centers for registration purposes.

(DIRECT VETO - President's Veto Message, December 30, 2021, Volume I-B, page 812, R.A. No. 11639)

**13. Gender Responsive Restroom Program.** To promote gender responsiveness and provide a safe and inclusive space to people with diverse Sexual Orientation, Gender Identity, and Gender Expression (SOGIE), the DOTr shall formulate and implement policy measures on the installation of separate all gender restroom in public transport terminals. *Provided, That the separate restrooms for persons with disability (PWDs) may also be designated and used as all gender restrooms.*

(DIRECT VETO - President's Veto Message, December 30, 2021, Volume I-B, page 812, R.A. No. 11639)

**14. Reporting and Posting Requirements.** The submission of the quarterly reports on its financial and physical accomplishments shall be in accordance with Section 99 of the General Provisions of this Act.

**15. Appropriations for Activities or Projects.** The amounts appropriated herein shall be used specifically for the following activities or projects in the indicated amounts and conditions:

**New Appropriations, by Programs/Activities/Projects**

|  | Current Operating Expenditures |  |                    |                 |                 |
|--|--------------------------------|--|--------------------|-----------------|-----------------|
|  | Personnel Services             | Maintenance and Other Operating Expenses | Financial Expenses | Capital Outlays | Total           |
| <b>PROGRAMS</b>                        |                                |  |                    |                 |                 |
| General Administration and Support     |                                |  |                    |                 |                 |
| General Management and Supervision     | P 1,118,040,000                | P 944,218,000                            | P 7,068,000        | P 123,880,000   | P 2,193,206,000 |
| National Capital Region (NCR)          | 534,373,000                    | 573,206,000                              | 7,068,000          | 123,880,000     | 1,238,527,000   |
| Central Office                         | 290,601,000                    | 291,232,000                              | 7,068,000          | 3,880,000       | 592,781,000     |
| Central Office (LTO)                   | 115,783,000                    | 209,961,000                              |                    | 120,000,000     | 445,744,000     |
| Regional Office - NCR (LTO)            | 106,153,000                    | 53,674,000                               |                    |                 | 159,827,000     |
| Central Office (LTFRB)                 | 21,836,000                     | 18,339,000                               |                    |                 | 40,175,000      |
| Region I - Ilocos                      | 42,828,000                     | 26,864,000                               |                    |                 | 69,692,000      |
| Regional Office - I (LTO)              | 42,828,000                     | 26,864,000                               |                    |                 | 69,692,000      |
| Cordillera Administrative Region (CAR) | 26,830,000                     | 12,043,000                               |                    |                 | 38,873,000      |
| Regional Office - CAR                  | 26,830,000                     | 12,043,000                               |                    |                 | 38,873,000      |
| Region II - Cagayan Valley             | 34,613,000                     | 23,958,000                               |                    |                 | 58,571,000      |
| Regional Office - II (LTO)             | 34,613,000                     | 23,958,000                               |                    |                 | 58,571,000      |
| Region III - Central Luzon             | 66,073,000                     | 44,882,000                               |                    |                 | 110,955,000     |
| Regional Office - III (LTO)            | 66,073,000                     | 44,882,000                               |                    |                 | 110,955,000     |
| Region IVA - CALABARZON                | 67,839,000                     | 70,950,000                               |                    |                 | 138,789,000     |
| Regional Office - IVA (LTO)            | 67,839,000                     | 70,950,000                               |                    |                 | 138,789,000     |

|  |            |            |            |
|--|------------|------------|------------|
| Region IVB - MIMAROPA  | 24,384,000 | 6,198,000  | 30,582,000 |
| Regional Office - IVB (LTO)  | 24,384,000 | 6,198,000  | 30,582,000 |
| Region V - Bicol   | 40,064,000 | 20,306,000 | 60,370,000 |
| Regional Office - V (LTO)  | 40,064,000 | 20,306,000 | 60,370,000 |
| Region VI - Western Visayas  | 41,252,000 | 17,203,000 | 58,455,000 |
| Regional Office - VI (LTO)   | 41,252,000 | 17,203,000 | 58,455,000 |
| Region VII - Central Visayas   | 36,278,000 | 36,145,000 | 72,423,000 |
| Regional Office - VII (LTO)  | 36,278,000 | 36,145,000 | 72,423,000 |
| Region VIII - Eastern Visayas  | 47,993,000 | 18,040,000 | 66,033,000 |
| Regional Office - VIII (LTO)   | 47,993,000 | 18,040,000 | 66,033,000 |
| Region IX - Zamboanga Peninsula  | 27,451,000 | 16,906,000 | 44,357,000 |
| Regional Office - IX (LTO)   | 27,451,000 | 16,906,000 | 44,357,000 |
| Region X - Northern Mindanao   | 35,394,000 | 25,222,000 | 60,616,000 |
| Regional Office - X (LTO)  | 35,394,000 | 25,222,000 | 60,616,000 |
| Region XI - Davao  | 32,595,000 | 16,985,000 | 49,580,000 |
| Regional Office - XI (LTO)   | 32,595,000 | 16,985,000 | 49,580,000 |
| Region XII - SOCCSKSARGEN  | 29,611,000 | 19,710,000 | 49,321,000 |
| Regional Office - XII (LTO)  | 29,611,000 | 19,710,000 | 49,321,000 |
| Region XIII - Caraga   | 30,462,000 | 15,600,000 | 46,062,000 |
| Regional Office - XIII   | 30,462,000 | 15,600,000 | 46,062,000 |
| Operation of the DOTr<br>Action/Monitoring Center  | 14,107,000 | 251,000    | 14,358,000 |
| National Capital Region (NCR)  | 14,107,000 | 251,000    | 14,358,000 |
| Central Office   | 14,107,000 | 251,000    | 14,358,000 |
| Conduct of conferences, seminars and<br>trainings, including the granting of<br>scholarships | 8,366,000  | 347,000    | 8,713,000  |
| National Capital Region (NCR)  | 8,366,000  | 347,000    | 8,713,000  |
| Central Office   | 8,366,000  | 347,000    | 8,713,000  |
| Administration of Personnel Benefits   | 43,344,000 |            | 43,344,000 |
| National Capital Region (NCR)  | 39,090,000 |            | 39,090,000 |
| Central Office   | 3,341,000  |            | 3,341,000  |

|  |                      |                    |                  |                      |                      |
|--|----------------------|--------------------|------------------|----------------------|----------------------|
| Central Office (LT0)   | 33,957,000           |                    |                  |                      | 33,957,000           |
| Central Office (LTFRB)   | 1,792,000            |                    |                  |                      | 1,792,000            |
| Cordillera Administrative Region (CAR)   | <u>128,000</u>       |                    |                  |                      | <u>128,000</u>       |
| Regional Office - CAR  | 128,000              |                    |                  |                      | 128,000              |
| Region XIII - Caraga   | <u>4,126,000</u>     |                    |                  |                      | <u>4,126,000</u>     |
| Regional Office - XIII   | <u>4,126,000</u>     |                    |                  |                      | <u>4,126,000</u>     |
| Sub-total, General Administration and Support  | <u>1,183,857,000</u> | <u>944,816,000</u> | <u>7,068,000</u> | <u>123,880,000</u>   | <u>2,259,621,000</u> |
| Support to Operations  |                      |                    |                  |                      |                      |
| Program planning and standards development<br>for transportation and communications<br>services, including infrastructure projects   | <u>82,738,000</u>    | <u>52,147,000</u>  |                  |                      | <u>134,885,000</u>   |
| National Capital Region (NCR)  | <u>82,738,000</u>    | <u>52,147,000</u>  |                  |                      | <u>134,885,000</u>   |
| Central Office   | 82,738,000           | 52,147,000         |                  |                      | 134,885,000          |
| Feasibility Studies, including Pre-Feasibility<br>and Development Research Studies/Project<br>Management/Preliminary Detailed Engineering<br>and Design of Transportation Infrastructure<br>Projects |                      |                    |                  | <u>50,000,000</u>    | <u>50,000,000</u>    |
| National Capital Region (NCR)  |                      |                    |                  | <u>50,000,000</u>    | <u>50,000,000</u>    |
| Central Office   |                      |                    |                  | 50,000,000           | 50,000,000           |
| Payment of Right-of-Way  |                      |                    |                  | <u>1,651,061,000</u> | <u>1,651,061,000</u> |
| National Capital Region (NCR)  |                      |                    |                  | <u>1,651,061,000</u> | <u>1,651,061,000</u> |
| Central Office   |                      |                    |                  | 1,651,061,000        | 1,651,061,000        |
| Operation of the Philippine Railways Institute   |                      | <u>10,796,000</u>  |                  | <u>6,000,000</u>     | <u>16,796,000</u>    |
| National Capital Region (NCR)  |                      | <u>10,796,000</u>  |                  | <u>6,000,000</u>     | <u>16,796,000</u>    |
| Central Office   |                      | 10,796,000         |                  | 6,000,000            | 16,796,000           |
| <b>Project(s)</b>  |                      |                    |                  |                      |                      |
| Foreign-Assisted Project(s)  |                      |                    |                  | <u>1,219,913,000</u> | <u>1,219,913,000</u> |
| Infrastructure Preparation and<br>Innovation Facility (IPIF)   |                      |                    |                  | <u>1,219,913,000</u> | <u>1,219,913,000</u> |
| Loan Proceeds  |                      |                    |                  | <u>964,948,000</u>   | <u>964,948,000</u>   |
| National Capital Region (NCR)  |                      |                    |                  | <u>964,948,000</u>   | <u>964,948,000</u>   |
| Central Office   |                      |                    |                  | 964,948,000          | 964,948,000          |



|   |                    |                       |                |                       |                       |
|---|--------------------|-----------------------|----------------|-----------------------|-----------------------|
| <b>GOP Counterpart</b>  |                    |                       |                | <u>254,965,000</u>    | <u>254,965,000</u>    |
| <b>National Capital Region (NCR)</b>  |                    |                       |                | <u>254,965,000</u>    | <u>254,965,000</u>    |
| <b>Central Office</b>   |                    |                       |                | <u>254,965,000</u>    | <u>254,965,000</u>    |
| <b>Sub-total, Support to Operations</b>   | <u>82,738,000</u>  | <u>62,943,000</u>     |                | <u>2,926,974,000</u>  | <u>3,072,655,000</u>  |
| <b>Operations</b>   |                    |                       |                |                       |                       |
| <b>Rail transport services improved</b>   | <u>324,528,000</u> | <u>11,211,133,000</u> | <u>820,000</u> | <u>11,583,212,000</u> | <u>23,119,693,000</u> |
| <b>RAIL TRANSPORT PROGRAM</b>   | <u>324,528,000</u> | <u>11,211,133,000</u> | <u>820,000</u> | <u>11,583,212,000</u> | <u>23,119,693,000</u> |
| <b>METRO RAIL TRANSIT (MRT) SUB-PROGRAM</b>   | <u>324,528,000</u> | <u>11,211,133,000</u> | <u>820,000</u> | <u>10,317,000</u>     | <u>11,546,798,000</u> |
| <b>Operation and Maintenance of the Metro Rail Transit</b>  | <u>324,528,000</u> | <u>958,241,000</u>    | <u>820,000</u> | <u>10,317,000</u>     | <u>1,293,906,000</u>  |
| <b>National Capital Region (NCR)</b>  | <u>324,528,000</u> | <u>958,241,000</u>    | <u>820,000</u> | <u>10,317,000</u>     | <u>1,293,906,000</u>  |
| <b>Central Office</b>   | <u>324,528,000</u> | <u>958,241,000</u>    | <u>820,000</u> | <u>10,317,000</u>     | <u>1,293,906,000</u>  |
| <b>Project(s)</b>   |                    |                       |                |                       |                       |
| <b>Locally-Funded Project(s)</b>  |                    | <u>7,111,507,000</u>  |                |                       | <u>7,111,507,000</u>  |
| <b>Subsidy for Mass Transport (MRT3)</b>  |                    | <u>7,111,507,000</u>  |                |                       | <u>7,111,507,000</u>  |
| <b>National Capital Region (NCR)</b>  |                    | <u>7,111,507,000</u>  |                |                       | <u>7,111,507,000</u>  |
| <b>Central Office</b>   |                    | <u>7,111,507,000</u>  |                |                       | <u>7,111,507,000</u>  |
| <b>Foreign-Assisted Project(s)</b>  |                    | <u>3,141,385,000</u>  |                |                       | <u>3,141,385,000</u>  |
| <b>MRT 3 Rehabilitation Project</b>   |                    | <u>3,141,385,000</u>  |                |                       | <u>3,141,385,000</u>  |
| <b>Loan Proceeds</b>  |                    | <u>3,008,871,000</u>  |                |                       | <u>3,008,871,000</u>  |
| <b>National Capital Region (NCR)</b>  |                    | <u>3,008,871,000</u>  |                |                       | <u>3,008,871,000</u>  |
| <b>Central Office</b>   |                    | <u>3,008,871,000</u>  |                |                       | <u>3,008,871,000</u>  |
| <b>GOP Counterpart</b>  |                    | <u>132,514,000</u>    |                |                       | <u>132,514,000</u>    |
| <b>National Capital Region (NCR)</b>  |                    | <u>132,514,000</u>    |                |                       | <u>132,514,000</u>    |
| <b>Central Office</b>   |                    | <u>132,514,000</u>    |                |                       | <u>132,514,000</u>    |
| <b>RAILWAY CONSTRUCTION, REHABILITATION AND IMPROVEMENT SUB-PROGRAM</b>                             |                    |                       |                | <u>11,572,895,000</u> | <u>11,572,895,000</u> |
| <b>Project(s)</b>   |                    |                       |                |                       |                       |
| <b>Locally-Funded Project(s)</b>  |                    |                       |                | <u>243,000,000</u>    | <u>243,000,000</u>    |
| <b>Construction, Rehabilitation and Improvement of Other Transportation Infrastructure-Railways</b> |                    |                       |                | <u>1,000,000</u>      | <u>1,000,000</u>      |

|   |                       |                       |
|---|-----------------------|-----------------------|
| National Capital Region (NCR)                     | <u>1,000,000</u>      | <u>1,000,000</u>      |
| Central Office                                    | 1,000,000             | 1,000,000             |
| LRT Line 2 Extension Project                      | <u>167,000,000</u>    | <u>167,000,000</u>    |
| National Capital Region (NCR)                     | <u>167,000,000</u>    | <u>167,000,000</u>    |
| Central Office                                    | 167,000,000           | 167,000,000           |
| Feasibility Studies for Bataan<br>Railway Project | <u>75,000,000</u>     | <u>75,000,000</u>     |
| National Capital Region (NCR)                     | <u>75,000,000</u>     | <u>75,000,000</u>     |
| Central Office                                    | 75,000,000            | 75,000,000            |
| <b>Foreign-Assisted Project(s)</b>                | <u>11,329,895,000</u> | <u>11,329,895,000</u> |
| LRT Line 1 Cavite Extension Project               | <u>501,042,000</u>    | <u>501,042,000</u>    |
| GOP Counterpart                                   | <u>501,042,000</u>    | <u>501,042,000</u>    |
| National Capital Region (NCR)                     | <u>501,042,000</u>    | <u>501,042,000</u>    |
| Central Office                                    | 501,042,000           | 501,042,000           |
| Metro Manila Subway Project Phase 1               | <u>3,804,645,000</u>  | <u>3,804,645,000</u>  |
| Loan Proceeds                                     | <u>2,777,146,000</u>  | <u>2,777,146,000</u>  |
| National Capital Region (NCR)                     | <u>2,777,146,000</u>  | <u>2,777,146,000</u>  |
| Central Office                                    | 2,777,146,000         | 2,777,146,000         |
| GOP Counterpart                                   | <u>1,027,499,000</u>  | <u>1,027,499,000</u>  |
| National Capital Region (NCR)                     | <u>1,027,499,000</u>  | <u>1,027,499,000</u>  |
| Central Office                                    | 1,027,499,000         | 1,027,499,000         |
| North-South Commuter Railway System               | <u>3,021,589,000</u>  | <u>3,021,589,000</u>  |
| Loan Proceeds                                     | <u>1,921,027,000</u>  | <u>1,921,027,000</u>  |
| National Capital Region (NCR)                     | <u>1,921,027,000</u>  | <u>1,921,027,000</u>  |
| Central Office                                    | 1,921,027,000         | 1,921,027,000         |
| GOP Counterpart                                   | <u>1,100,562,000</u>  | <u>1,100,562,000</u>  |
| National Capital Region (NCR)                     | <u>1,100,562,000</u>  | <u>1,100,562,000</u>  |
| Central Office                                    | 1,100,562,000         | 1,100,562,000         |

|  |                      |                      |
|--|----------------------|----------------------|
| PNR South Long Haul Project  | 2,981,989,000        | 2,981,989,000        |
| Loan Proceeds  | 2,424,382,000        | 2,424,382,000        |
| National Capital Region (NCR)  | 2,424,382,000        | 2,424,382,000        |
| Central Office   | 2,424,382,000        | 2,424,382,000        |
| GOP Counterpart  | 557,607,000          | 557,607,000          |
| National Capital Region (NCR)  | 557,607,000          | 557,607,000          |
| Central Office   | 557,607,000          | 557,607,000          |
| Subic-Clark Railway Project  | 1,020,630,000        | 1,020,630,000        |
| GOP Counterpart  | 1,020,630,000        | 1,020,630,000        |
| National Capital Region (NCR)  | 1,020,630,000        | 1,020,630,000        |
| Central Office   | 1,020,630,000        | 1,020,630,000        |
| Air and water transport facilities and services improved                                       | 6,481,390,000        | 6,481,390,000        |
| <b>AVIATION INFRASTRUCTURE PROGRAM</b>   | <b>3,874,980,000</b> | <b>3,874,980,000</b> |
| <b>Project(s)</b>  |                      |                      |
| Locally-Funded Project(s)  | 3,874,980,000        | 3,874,980,000        |
| Construction, Rehabilitation and Improvement of Other Transportation Infrastructure - Aviation | 1,000,000            | 1,000,000            |
| National Capital Region (NCR)  | 1,000,000            | 1,000,000            |
| Central Office   | 1,000,000            | 1,000,000            |
| Ormoc Airport  | 415,000,000          | 415,000,000          |
| National Capital Region (NCR)  | 415,000,000          | 415,000,000          |
| Central Office   | 415,000,000          | 415,000,000          |
| Catbalogan Airport   | 950,000,000          | 950,000,000          |
| National Capital Region (NCR)  | 950,000,000          | 950,000,000          |
| Central Office   | 950,000,000          | 950,000,000          |
| Tandag Airport   | 264,480,000          | 264,480,000          |
| National Capital Region (NCR)  | 264,480,000          | 264,480,000          |
| Central Office   | 264,480,000          | 264,480,000          |

|                               |             |             |
|-------------------------------|-------------|-------------|
| Ithayat Airport               | 54,500,000  | 54,500,000  |
| National Capital Region (NCR) | 54,500,000  | 54,500,000  |
| Central Office                | 54,500,000  | 54,500,000  |
| Laoag International Airport   | 30,000,000  | 30,000,000  |
| National Capital Region (NCR) | 30,000,000  | 30,000,000  |
| Central Office                | 30,000,000  | 30,000,000  |
| Candon Airport                | 270,000,000 | 270,000,000 |
| National Capital Region (NCR) | 270,000,000 | 270,000,000 |
| Central Office                | 270,000,000 | 270,000,000 |
| Cauayan Airport               | 30,000,000  | 30,000,000  |
| National Capital Region (NCR) | 30,000,000  | 30,000,000  |
| Central Office                | 30,000,000  | 30,000,000  |
| Loakan Airport                | 50,000,000  | 50,000,000  |
| National Capital Region (NCR) | 50,000,000  | 50,000,000  |
| Central Office                | 50,000,000  | 50,000,000  |
| Catanduanes Airport           | 30,000,000  | 30,000,000  |
| National Capital Region (NCR) | 30,000,000  | 30,000,000  |
| Central Office                | 30,000,000  | 30,000,000  |
| Bicol International Airport   | 100,000,000 | 100,000,000 |
| National Capital Region (NCR) | 100,000,000 | 100,000,000 |
| Central Office                | 100,000,000 | 100,000,000 |
| Busuanga Airport              | 30,000,000  | 30,000,000  |
| National Capital Region (NCR) | 30,000,000  | 30,000,000  |
| Central Office                | 30,000,000  | 30,000,000  |
| Dumaguete Airport             | 50,000,000  | 50,000,000  |
| National Capital Region (NCR) | 50,000,000  | 50,000,000  |
| Central Office                | 50,000,000  | 50,000,000  |
| Siquijor Airport              | 100,000,000 | 100,000,000 |
| National Capital Region (NCR) | 100,000,000 | 100,000,000 |
| Central Office                | 100,000,000 | 100,000,000 |

|  |                      |                      |
|--|----------------------|----------------------|
| General Santos International Airport   | 50,000,000           | 50,000,000           |
| National Capital Region (NCR)  | 50,000,000           | 50,000,000           |
| Central Office   | 50,000,000           | 50,000,000           |
| Ipil Airport   | 70,000,000           | 70,000,000           |
| National Capital Region (NCR)  | 70,000,000           | 70,000,000           |
| Central Office   | 70,000,000           | 70,000,000           |
| Central Mindanao Airport, M'lang, Cotabato   | 50,000,000           | 50,000,000           |
| National Capital Region (NCR)  | 50,000,000           | 50,000,000           |
| Central Office   | 50,000,000           | 50,000,000           |
| Ozamiz Airport   | 30,000,000           | 30,000,000           |
| National Capital Region (NCR)  | 30,000,000           | 30,000,000           |
| Central Office   | 30,000,000           | 30,000,000           |
| Marinduque Airport   | 300,000,000          | 300,000,000          |
| National Capital Region (NCR)  | 300,000,000          | 300,000,000          |
| Central Office   | 300,000,000          | 300,000,000          |
| Bukidnon Airport   | 1,000,000,000        | 1,000,000,000        |
| National Capital Region (NCR)  | 1,000,000,000        | 1,000,000,000        |
| Central Office   | 1,000,000,000        | 1,000,000,000        |
| <b>MARITIME INFRASTRUCTURE PROGRAM</b>   | <b>2,606,410,000</b> | <b>2,606,410,000</b> |
| <b>Project(s)</b>  |                      |                      |
| Locally-Funded Project(s)  | 2,441,000,000        | 2,441,000,000        |
| Construction, Rehabilitation and Improvement of Other Transportation Infrastructure - Maritime | 1,000,000            | 1,000,000            |
| National Capital Region (NCR)  | 1,000,000            | 1,000,000            |
| Central Office   | 1,000,000            | 1,000,000            |
| Sorsogon RoRo Terminal Expansion Project   | 550,000,000          | 550,000,000          |
| National Capital Region (NCR)  | 550,000,000          | 550,000,000          |
| Central Office   | 550,000,000          | 550,000,000          |

|                                     |            |            |
|-------------------------------------|------------|------------|
| Agoo Port Development               | 50,000,000 | 50,000,000 |
| National Capital Region (NCR)       | 50,000,000 | 50,000,000 |
| Central Office                      | 50,000,000 | 50,000,000 |
| Navotas Feeder Port                 | 20,000,000 | 20,000,000 |
| National Capital Region (NCR)       | 20,000,000 | 20,000,000 |
| Central Office                      | 20,000,000 | 20,000,000 |
| San Juan Seaport, Tingloy, Batangas | 20,000,000 | 20,000,000 |
| National Capital Region (NCR)       | 20,000,000 | 20,000,000 |
| Central Office                      | 20,000,000 | 20,000,000 |
| Burdeos Port, Quezon                | 20,000,000 | 20,000,000 |
| National Capital Region (NCR)       | 20,000,000 | 20,000,000 |
| Central Office                      | 20,000,000 | 20,000,000 |
| Panukulan Port, Quezon              | 20,000,000 | 20,000,000 |
| National Capital Region (NCR)       | 20,000,000 | 20,000,000 |
| Central Office                      | 20,000,000 | 20,000,000 |
| Polillo Port, Quezon                | 20,000,000 | 20,000,000 |
| National Capital Region (NCR)       | 20,000,000 | 20,000,000 |
| Central Office                      | 20,000,000 | 20,000,000 |
| Cawayan Port, Bacacay, Albay        | 20,000,000 | 20,000,000 |
| National Capital Region (NCR)       | 20,000,000 | 20,000,000 |
| Central Office                      | 20,000,000 | 20,000,000 |
| Pili Port, Bacacay, Albay           | 20,000,000 | 20,000,000 |
| National Capital Region (NCR)       | 20,000,000 | 20,000,000 |
| Central Office                      | 20,000,000 | 20,000,000 |
| Sogod Port, Tiwi, Albay             | 20,000,000 | 20,000,000 |
| National Capital Region (NCR)       | 20,000,000 | 20,000,000 |
| Central Office                      | 20,000,000 | 20,000,000 |
| Baybay Port, Malinao, Albay         | 20,000,000 | 20,000,000 |
| National Capital Region (NCR)       | 20,000,000 | 20,000,000 |
| Central Office                      | 20,000,000 | 20,000,000 |

|  |            |            |
|--|------------|------------|
| Brgy. Granada Port (Gigantes Norte),<br>Carles, Iloilo | 20,000,000 | 20,000,000 |
| National Capital Region (NCR)                          | 20,000,000 | 20,000,000 |
| Central Office   | 20,000,000 | 20,000,000 |
| Brgy. Lantangan Port, Carles, Iloilo                   | 20,000,000 | 20,000,000 |
| National Capital Region (NCR)                          | 20,000,000 | 20,000,000 |
| Central Office   | 20,000,000 | 20,000,000 |
| Brgy. Polopiña Port, Concepcion, Iloilo                | 10,000,000 | 10,000,000 |
| National Capital Region (NCR)                          | 10,000,000 | 10,000,000 |
| Central Office   | 10,000,000 | 10,000,000 |
| Brgy. Tambaliza Port, Concepcion, Iloilo               | 10,000,000 | 10,000,000 |
| National Capital Region (NCR)                          | 10,000,000 | 10,000,000 |
| Central Office   | 10,000,000 | 10,000,000 |
| Duero Port, Bohol                                      | 20,000,000 | 20,000,000 |
| National Capital Region (NCR)                          | 20,000,000 | 20,000,000 |
| Central Office   | 20,000,000 | 20,000,000 |
| Baclayon Port, Bohol                                   | 20,000,000 | 20,000,000 |
| National Capital Region (NCR)                          | 20,000,000 | 20,000,000 |
| Central Office   | 20,000,000 | 20,000,000 |
| Inabanga Port, Bohol                                   | 20,000,000 | 20,000,000 |
| National Capital Region (NCR)                          | 20,000,000 | 20,000,000 |
| Central Office   | 20,000,000 | 20,000,000 |
| Albuera Port, Leyte                                    | 20,000,000 | 20,000,000 |
| National Capital Region (NCR)                          | 20,000,000 | 20,000,000 |
| Central Office   | 20,000,000 | 20,000,000 |
| Hindang Port Development                               | 25,000,000 | 25,000,000 |
| National Capital Region (NCR)                          | 25,000,000 | 25,000,000 |
| Central Office   | 25,000,000 | 25,000,000 |

|  |                   |                   |
|--|-------------------|-------------------|
| San Jose Port, San Jose, Northern Samar                | <u>25,000,000</u> | <u>25,000,000</u> |
| National Capital Region (NCR)                          | <u>25,000,000</u> | <u>25,000,000</u> |
| Central Office   | 25,000,000        | 25,000,000        |
| San Isidro Port Development Project,<br>Northern Samar | <u>25,000,000</u> | <u>25,000,000</u> |
| National Capital Region (NCR)                          | <u>25,000,000</u> | <u>25,000,000</u> |
| Central Office   | 25,000,000        | 25,000,000        |
| San Roque Wharf, San Isidro,<br>Northern Samar         | <u>25,000,000</u> | <u>25,000,000</u> |
| National Capital Region (NCR)                          | <u>25,000,000</u> | <u>25,000,000</u> |
| Central Office   | 25,000,000        | 25,000,000        |
| Allen Municipal Wharf, Allen,<br>Northern Samar        | <u>25,000,000</u> | <u>25,000,000</u> |
| National Capital Region (NCR)                          | <u>25,000,000</u> | <u>25,000,000</u> |
| Central Office   | 25,000,000        | 25,000,000        |
| Mapanas Port, Northern Samar                           | <u>25,000,000</u> | <u>25,000,000</u> |
| National Capital Region (NCR)                          | <u>25,000,000</u> | <u>25,000,000</u> |
| Central Office   | 25,000,000        | 25,000,000        |
| Villaba Port, Villaba, Leyte                           | <u>25,000,000</u> | <u>25,000,000</u> |
| National Capital Region (NCR)                          | <u>25,000,000</u> | <u>25,000,000</u> |
| Central Office   | 25,000,000        | 25,000,000        |
| Merida Port, Leyte                                     | <u>20,000,000</u> | <u>20,000,000</u> |
| National Capital Region (NCR)                          | <u>20,000,000</u> | <u>20,000,000</u> |
| Central Office   | 20,000,000        | 20,000,000        |
| Leyte Port, Leyte                                      | <u>20,000,000</u> | <u>20,000,000</u> |
| National Capital Region (NCR)                          | <u>20,000,000</u> | <u>20,000,000</u> |
| Central Office   | 20,000,000        | 20,000,000        |
| Calubian Port, Leyte                                   | <u>20,000,000</u> | <u>20,000,000</u> |
| National Capital Region (NCR)                          | <u>20,000,000</u> | <u>20,000,000</u> |
| Central Office   | 20,000,000        | 20,000,000        |



|  |                   |                   |
|--|-------------------|-------------------|
| Palompon Port, Leyte                                       | <u>20,000,000</u> | <u>20,000,000</u> |
| National Capital Region (NCR)                              | <u>20,000,000</u> | <u>20,000,000</u> |
| Central Office   | 20,000,000        | 20,000,000        |
| Isabel Port, Leyte   | <u>20,000,000</u> | <u>20,000,000</u> |
| National Capital Region (NCR)                              | <u>20,000,000</u> | <u>20,000,000</u> |
| Central Office   | 20,000,000        | 20,000,000        |
| Matalom Port, Leyte  | <u>20,000,000</u> | <u>20,000,000</u> |
| National Capital Region (NCR)                              | <u>20,000,000</u> | <u>20,000,000</u> |
| Central Office   | 20,000,000        | 20,000,000        |
| Inopacan Port, Leyte                                       | <u>20,000,000</u> | <u>20,000,000</u> |
| National Capital Region (NCR)                              | <u>20,000,000</u> | <u>20,000,000</u> |
| Central Office   | 20,000,000        | 20,000,000        |
| Tubalan Port, Malita, Davao Occidental                     | <u>20,000,000</u> | <u>20,000,000</u> |
| National Capital Region (NCR)                              | <u>20,000,000</u> | <u>20,000,000</u> |
| Central Office   | 20,000,000        | 20,000,000        |
| Malita Poblacion Port, Malita, Davao Occidental            | <u>20,000,000</u> | <u>20,000,000</u> |
| National Capital Region (NCR)                              | <u>20,000,000</u> | <u>20,000,000</u> |
| Central Office   | 20,000,000        | 20,000,000        |
| Sta. Maria Port, Sta. Maria, Davao Occidental              | <u>20,000,000</u> | <u>20,000,000</u> |
| National Capital Region (NCR)                              | <u>20,000,000</u> | <u>20,000,000</u> |
| Central Office   | 20,000,000        | 20,000,000        |
| Balut Island Port, Sarangani, Davao Occidental             | <u>20,000,000</u> | <u>20,000,000</u> |
| National Capital Region (NCR)                              | <u>20,000,000</u> | <u>20,000,000</u> |
| Central Office   | 20,000,000        | 20,000,000        |
| Balangonan Port, San Jose Abad Santos,<br>Davao Occidental | <u>20,000,000</u> | <u>20,000,000</u> |
| National Capital Region (NCR)                              | <u>20,000,000</u> | <u>20,000,000</u> |
| Central Office   | 20,000,000        | 20,000,000        |
| Carmen Port, Agusan del Norte                              | <u>20,000,000</u> | <u>20,000,000</u> |
| National Capital Region (NCR)                              | <u>20,000,000</u> | <u>20,000,000</u> |
| Central Office   | 20,000,000        | 20,000,000        |

|   |             |             |
|---|-------------|-------------|
| Sindangan Pier, Sindangan,<br>Zamboanga del Norte                               | 20,000,000  | 20,000,000  |
| National Capital Region (NCR)   | 20,000,000  | 20,000,000  |
| Central Office  | 20,000,000  | 20,000,000  |
| Mabila Port, Brgy. Patuco, Sarangani,<br>Davao Occidental                       | 15,000,000  | 15,000,000  |
| National Capital Region (NCR)   | 15,000,000  | 15,000,000  |
| Central Office  | 15,000,000  | 15,000,000  |
| Isabela Port, Basilan   | 20,000,000  | 20,000,000  |
| National Capital Region (NCR)   | 20,000,000  | 20,000,000  |
| Central Office  | 20,000,000  | 20,000,000  |
| Illana Port, Lanao del Norte  | 20,000,000  | 20,000,000  |
| National Capital Region (NCR)   | 20,000,000  | 20,000,000  |
| Central Office  | 20,000,000  | 20,000,000  |
| Brgy. Pag-Asa Sheltered Port Project (Phase III)                                | 490,000,000 | 490,000,000 |
| National Capital Region (NCR)   | 490,000,000 | 490,000,000 |
| Central Office  | 490,000,000 | 490,000,000 |
| Repair/Rehabilitation of Balogo Port<br>Sta. Cruz, Marinduque                   | 300,000,000 | 300,000,000 |
| National Capital Region (NCR)   | 300,000,000 | 300,000,000 |
| Central Office  | 300,000,000 | 300,000,000 |
| Construction of Brgy. Cagbalete I Port<br>Mauban, Quezon                        | 20,000,000  | 20,000,000  |
| National Capital Region (NCR)   | 20,000,000  | 20,000,000  |
| Central Office  | 20,000,000  | 20,000,000  |
| Construction/Improvement of Port Barton,<br>Pagdanan Road, San Vicente, Palawan | 100,000,000 | 100,000,000 |
| National Capital Region (NCR)   | 100,000,000 | 100,000,000 |
| Central Office  | 100,000,000 | 100,000,000 |
| Construction of Light Craft Landing Station<br>Port Benoni, Camiguin            | 100,000,000 | 100,000,000 |
| National Capital Region (NCR)   | 100,000,000 | 100,000,000 |
| Central Office  | 100,000,000 | 100,000,000 |

|   |                    |                       |                      |                       |
|---|--------------------|-----------------------|----------------------|-----------------------|
| Foreign-Assisted Project(s)                             |                    |                       | <u>165,410,000</u>   | <u>165,410,000</u>    |
| Maritime Safety Capability Improvement Project, Phase 2 |                    |                       | <u>155,250,000</u>   | <u>155,250,000</u>    |
| Loan Proceeds   |                    |                       | <u>135,000,000</u>   | <u>135,000,000</u>    |
| National Capital Region (NCR)                           |                    |                       | <u>135,000,000</u>   | <u>135,000,000</u>    |
| Central Office  |                    |                       | 135,000,000          | 135,000,000           |
| GOP Counterpart   |                    |                       | <u>20,250,000</u>    | <u>20,250,000</u>     |
| National Capital Region (NCR)                           |                    |                       | <u>20,250,000</u>    | <u>20,250,000</u>     |
| Central Office  |                    |                       | 20,250,000           | 20,250,000            |
| New Cebu International Container Port Project           |                    |                       | <u>10,160,000</u>    | <u>10,160,000</u>     |
| Loan Proceeds   |                    |                       | <u>8,835,000</u>     | <u>8,835,000</u>      |
| National Capital Region (NCR)                           |                    |                       | <u>8,835,000</u>     | <u>8,835,000</u>      |
| Central Office  |                    |                       | 8,835,000            | 8,835,000             |
| GOP Counterpart   |                    |                       | <u>1,325,000</u>     | <u>1,325,000</u>      |
| National Capital Region (NCR)                           |                    |                       | <u>1,325,000</u>     | <u>1,325,000</u>      |
| Central Office  |                    |                       | 1,325,000            | 1,325,000             |
| Road transport services improved                        | <u>862,273,000</u> | <u>13,110,053,000</u> | <u>5,536,031,000</u> | <u>19,508,357,000</u> |
| MOTOR VEHICLE REGULATORY PROGRAM                        | <u>661,729,000</u> | <u>1,596,583,000</u>  | <u>1,280,000,000</u> | <u>3,538,312,000</u>  |
| Motor vehicle registration system                       | <u>309,661,000</u> | <u>1,193,341,000</u>  |                      | <u>1,503,002,000</u>  |
| National Capital Region (NCR)                           | <u>60,427,000</u>  | <u>1,038,763,000</u>  |                      | <u>1,099,190,000</u>  |
| Central Office (LTO)                                    | 9,810,000          | 924,747,000           |                      | 934,557,000           |
| Regional Office - NCR (LTO)                             | 50,617,000         | 114,016,000           |                      | 164,633,000           |
| Region I - Ilocos                                       | <u>15,481,000</u>  | <u>12,978,000</u>     |                      | <u>28,459,000</u>     |
| Regional Office - I (LTO)                               | 15,481,000         | 12,978,000            |                      | 28,459,000            |
| Cordillera Administrative Region (CAR)                  | <u>19,793,000</u>  | <u>15,020,000</u>     |                      | <u>34,813,000</u>     |
| Regional Office - CAR                                   | 19,793,000         | 15,020,000            |                      | 34,813,000            |
| Region II - Cagayan Valley                              | <u>11,344,000</u>  | <u>4,949,000</u>      |                      | <u>16,293,000</u>     |
| Regional Office - II (LTO)                              | 11,344,000         | 4,949,000             |                      | 16,293,000            |
| Region III - Central Luzon                              | <u>36,932,000</u>  | <u>37,590,000</u>     |                      | <u>74,522,000</u>     |
| Regional Office - III (LTO)                             | 36,932,000         | 37,590,000            |                      | 74,522,000            |

|                                 |            |            |            |
|---------------------------------|------------|------------|------------|
| Region IVA - CALABARZON         | 44,648,000 | 3,500,000  | 48,148,000 |
| Regional Office - IVA (LTO)     | 44,648,000 | 3,500,000  | 48,148,000 |
| Region IVB - MIMAROPA           | 7,102,000  | 4,601,000  | 11,703,000 |
| Regional Office - IVB (LTO)     | 7,102,000  | 4,601,000  | 11,703,000 |
| Region V - Bicol                | 13,730,000 | 3,097,000  | 16,827,000 |
| Regional Office - V (LTO)       | 13,730,000 | 3,097,000  | 16,827,000 |
| Region VI - Western Visayas     | 19,112,000 | 12,447,000 | 31,559,000 |
| Regional Office - VI (LTO)      | 19,112,000 | 12,447,000 | 31,559,000 |
| Region VII - Central Visayas    | 8,582,000  | 12,059,000 | 20,641,000 |
| Regional Office - VII (LTO)     | 8,582,000  | 12,059,000 | 20,641,000 |
| Region VIII - Eastern Visayas   | 5,978,000  | 6,017,000  | 11,995,000 |
| Regional Office - VIII (LTO)    | 5,978,000  | 6,017,000  | 11,995,000 |
| Region IX - Zamboanga Peninsula | 9,532,000  | 14,435,000 | 23,967,000 |
| Regional Office - IX (LTO)      | 9,532,000  | 14,435,000 | 23,967,000 |
| Region X - Northern Mindanao    | 10,897,000 | 2,550,000  | 13,447,000 |
| Regional Office - X (LTO)       | 10,897,000 | 2,550,000  | 13,447,000 |
| Region XI - Davao               | 11,037,000 | 11,392,000 | 22,429,000 |
| Regional Office - XI (LTO)      | 11,037,000 | 11,392,000 | 22,429,000 |
| Region XII - SOCCSKSARGEN       | 8,562,000  | 4,030,000  | 12,592,000 |
| Regional Office - XII (LTO)     | 8,562,000  | 4,030,000  | 12,592,000 |
| Region XIII - Caraga            | 26,504,000 | 9,913,000  | 36,417,000 |
| Regional Office - XIII          | 26,504,000 | 9,913,000  | 36,417,000 |

**Project(s)**

|   |            |            |
|---|------------|------------|
| Locally-Funded Project(s)   | 80,000,000 | 80,000,000 |
| Acquisition of Lot, LTO Regional Office,<br>Lipa City, Batangas - Region IV-A | 80,000,000 | 80,000,000 |
| National Capital Region (NCR)   | 80,000,000 | 80,000,000 |
| Central Office (LTO)  | 80,000,000 | 80,000,000 |

|  |                    |                   |                    |
|--|--------------------|-------------------|--------------------|
| Law enforcement and adjudication       | <u>158,297,000</u> | <u>39,721,000</u> | <u>198,018,000</u> |
| National Capital Region (NCR)          | <u>58,524,000</u>  | <u>30,760,000</u> | <u>89,284,000</u>  |
| Central Office (LTO)                   | 45,477,000         | 30,760,000        | 76,237,000         |
| Regional Office - NCR (LTO)            | 13,047,000         |                   | 13,047,000         |
| Region I - Ilocos                      | <u>8,772,000</u>   | <u>100,000</u>    | <u>8,872,000</u>   |
| Regional Office - I (LTO)              | 8,772,000          | 100,000           | 8,872,000          |
| Cordillera Administrative Region (CAR) | <u>541,000</u>     |                   | <u>541,000</u>     |
| Regional Office - CAR                  | 541,000            |                   | 541,000            |
| Region II - Cagayan Valley             | <u>7,851,000</u>   | <u>250,000</u>    | <u>8,101,000</u>   |
| Regional Office - II (LTO)             | 7,851,000          | 250,000           | 8,101,000          |
| Region III - Central Luzon             | <u>10,916,000</u>  | <u>128,000</u>    | <u>11,044,000</u>  |
| Regional Office - III (LTO)            | 10,916,000         | 128,000           | 11,044,000         |
| Region IVA - CALABARZON                | <u>7,925,000</u>   | <u>250,000</u>    | <u>8,175,000</u>   |
| Regional Office - IVA (LTO)            | 7,925,000          | 250,000           | 8,175,000          |
| Region IVB - MIMAROPA                  | <u>2,051,000</u>   | <u>370,000</u>    | <u>2,421,000</u>   |
| Regional Office - IVB (LTO)            | 2,051,000          | 370,000           | 2,421,000          |
| Region V - Bicol                       | <u>7,560,000</u>   | <u>448,000</u>    | <u>8,008,000</u>   |
| Regional Office - V (LTO)              | 7,560,000          | 448,000           | 8,008,000          |
| Region VI - Western Visayas            | <u>9,388,000</u>   | <u>450,000</u>    | <u>9,838,000</u>   |
| Regional Office - VI (LTO)             | 9,388,000          | 450,000           | 9,838,000          |
| Region VII - Central Visayas           | <u>9,722,000</u>   | <u>300,000</u>    | <u>10,022,000</u>  |
| Regional Office - VII (LTO)            | 9,722,000          | 300,000           | 10,022,000         |
| Region VIII - Eastern Visayas          | <u>6,979,000</u>   | <u>428,000</u>    | <u>7,407,000</u>   |
| Regional Office - VIII (LTO)           | 6,979,000          | 428,000           | 7,407,000          |
| Region IX - Zamboanga Peninsula        | <u>7,762,000</u>   | <u>607,000</u>    | <u>8,369,000</u>   |
| Regional Office - IX (LTO)             | 7,762,000          | 607,000           | 8,369,000          |
| Region X - Northern Mindanao           | <u>7,689,000</u>   | <u>550,000</u>    | <u>8,239,000</u>   |
| Regional Office - X (LTO)              | 7,689,000          | 550,000           | 8,239,000          |
| Region XI - Davao                      | <u>6,384,000</u>   | <u>1,850,000</u>  | <u>8,234,000</u>   |
| Regional Office - XI (LTO)             | 6,384,000          | 1,850,000         | 8,234,000          |

|  |                    |                    |                    |
|--|--------------------|--------------------|--------------------|
| Region XII - SOCCSKSARGEN                | <u>5,692,000</u>   | <u>3,230,000</u>   | <u>8,922,000</u>   |
| Regional Office - XII (LTO)              | 5,692,000          | 3,230,000          | 8,922,000          |
| Region XIII - Caraga                     | <u>541,000</u>     |                    | <u>541,000</u>     |
| Regional Office - XIII                   | 541,000            |                    | 541,000            |
| Issuance of driver's license and permits | <u>193,771,000</u> | <u>363,521,000</u> | <u>557,292,000</u> |
| National Capital Region (NCR)            | <u>68,703,000</u>  | <u>322,610,000</u> | <u>391,313,000</u> |
| Central Office (LTO)                     |                    | 278,000,000        | 278,000,000        |
| Regional Office - NCR (LTO)              | 68,703,000         | 44,610,000         | 113,313,000        |
| Region I - Ilocos                        | <u>10,513,000</u>  | <u>3,958,000</u>   | <u>14,471,000</u>  |
| Regional Office - I (LTO)                | 10,513,000         | 3,958,000          | 14,471,000         |
| Cordillera Administrative Region (CAR)   | <u>256,000</u>     |                    | <u>256,000</u>     |
| Regional Office - CAR                    | 256,000            |                    | 256,000            |
| Region II - Cagayan Valley               | <u>6,289,000</u>   | <u>2,313,000</u>   | <u>8,602,000</u>   |
| Regional Office - II (LTO)               | 6,289,000          | 2,313,000          | 8,602,000          |
| Region III - Central Luzon               | <u>21,550,000</u>  | <u>6,000,000</u>   | <u>27,550,000</u>  |
| Regional Office - III (LTO)              | 21,550,000         | 6,000,000          | 27,550,000         |
| Region IVA - CALABARZON                  | <u>19,985,000</u>  | <u>5,000,000</u>   | <u>24,985,000</u>  |
| Regional Office - IVA (LTO)              | 19,985,000         | 5,000,000          | 24,985,000         |
| Region IVB - MIMAROPA                    | <u>2,711,000</u>   | <u>2,146,000</u>   | <u>4,857,000</u>   |
| Regional Office - IVB (LTO)              | 2,711,000          | 2,146,000          | 4,857,000          |
| Region V - Bicol                         | <u>8,619,000</u>   | <u>1,250,000</u>   | <u>9,869,000</u>   |
| Regional Office - V (LTO)                | 8,619,000          | 1,250,000          | 9,869,000          |
| Region VI - Western Visayas              | <u>11,380,000</u>  | <u>550,000</u>     | <u>11,930,000</u>  |
| Regional Office - VI (LTO)               | 11,380,000         | 550,000            | 11,930,000         |
| Region VII - Central Visayas             | <u>8,657,000</u>   | <u>2,596,000</u>   | <u>11,253,000</u>  |
| Regional Office - VII (LTO)              | 8,657,000          | 2,596,000          | 11,253,000         |
| Region VIII - Eastern Visayas            | <u>4,706,000</u>   | <u>4,165,000</u>   | <u>8,871,000</u>   |
| Regional Office - VIII (LTO)             | 4,706,000          | 4,165,000          | 8,871,000          |
| Region IX - Zamboanga Peninsula          | <u>5,223,000</u>   | <u>2,802,000</u>   | <u>8,025,000</u>   |
| Regional Office - IX (LTO)               | 5,223,000          | 2,802,000          | 8,025,000          |

|   |                    |                       |                      |
|---|--------------------|-----------------------|----------------------|
| Region X - Northern Mindanao  | <u>9,315,000</u>   | <u>1,378,000</u>      | <u>10,693,000</u>    |
| Regional Office - X (LTO)   | 9,315,000          | 1,378,000             | 10,693,000           |
| Region XI - Davao   | <u>5,538,000</u>   | <u>4,523,000</u>      | <u>10,061,000</u>    |
| Regional Office - XI (LTO)  | 5,538,000          | 4,523,000             | 10,061,000           |
| Region XII - SOCCSKSARGEN   | <u>7,065,000</u>   | <u>4,230,000</u>      | <u>11,295,000</u>    |
| Regional Office - XII (LTO)   | 7,065,000          | 4,230,000             | 11,295,000           |
| Region XIII - Caraga  | <u>3,261,000</u>   |                       | <u>3,261,000</u>     |
| Regional Office - XIII  | 3,261,000          |                       | 3,261,000            |
| <b>Project(s)</b>   |                    |                       |                      |
| Locally-Funded Project(s)   |                    | <u>1,200,000,000</u>  | <u>1,200,000,000</u> |
| DOTr - LTO IT Infrastructure Project  |                    | <u>1,200,000,000</u>  | <u>1,200,000,000</u> |
| National Capital Region (NCR)   |                    | <u>1,200,000,000</u>  | <u>1,200,000,000</u> |
| Central Office (LTO)  |                    | 1,200,000,000         | 1,200,000,000        |
| LAND PUBLIC TRANSPORTATION PROGRAM  | <u>200,544,000</u> | <u>11,513,470,000</u> | <u>4,256,031,000</u> |
| Issuance of Certificate of Public Convenience, granting of permits and establishments of routes | <u>200,544,000</u> | <u>212,749,000</u>    | <u>52,031,000</u>    |
| National Capital Region (NCR)   | <u>79,555,000</u>  | <u>146,135,000</u>    | <u>52,031,000</u>    |
| Central Office (LTFRB)  | 66,827,000         | 134,807,000           | 52,031,000           |
| Regional Office - NCR (LTFRB)   | 12,728,000         | 11,328,000            | 24,056,000           |
| Region I - Ilocos   | <u>10,399,000</u>  | <u>4,518,000</u>      | <u>14,917,000</u>    |
| Regional Office - I (LTFRB)   | 10,399,000         | 4,518,000             | 14,917,000           |
| Region II - Cagayan Valley  | <u>10,499,000</u>  | <u>4,041,000</u>      | <u>14,540,000</u>    |
| Regional Office - II (LTFRB)  | 10,499,000         | 4,041,000             | 14,540,000           |
| Region III - Central Luzon  | <u>9,676,000</u>   | <u>7,351,000</u>      | <u>17,027,000</u>    |
| Regional Office - III (LTFRB)   | 9,676,000          | 7,351,000             | 17,027,000           |
| Region IVA - CALABARZON   | <u>10,290,000</u>  | <u>6,555,000</u>      | <u>16,845,000</u>    |
| Regional Office - IVA (LTFRB)   | 10,290,000         | 6,555,000             | 16,845,000           |
| Region IVB - MIMAROPA   | <u>4,016,000</u>   | <u>2,166,000</u>      | <u>6,182,000</u>     |
| Regional Office - IVB (LTFRB)   | 4,016,000          | 2,166,000             | 6,182,000            |

|  |                |               |                |
|--|----------------|---------------|----------------|
| Region V - Bicol   | 11,138,000     | 4,317,000     | 15,455,000     |
| Regional Office - V (LTFRB)  | 11,138,000     | 4,317,000     | 15,455,000     |
| Region VI - Western Visayas  | 11,269,000     | 6,087,000     | 17,356,000     |
| Regional Office - VI (LTFRB)   | 11,269,000     | 6,087,000     | 17,356,000     |
| Region VII - Central Visayas   | 10,309,000     | 7,892,000     | 18,201,000     |
| Regional Office - VII (LTFRB)  | 10,309,000     | 7,892,000     | 18,201,000     |
| Region VIII - Eastern Visayas  | 9,837,000      | 4,649,000     | 14,486,000     |
| Regional Office - VIII (LTFRB)   | 9,837,000      | 4,649,000     | 14,486,000     |
| Region IX - Zamboanga Peninsula  | 10,024,000     | 4,033,000     | 14,057,000     |
| Regional Office - IX (LTFRB)   | 10,024,000     | 4,033,000     | 14,057,000     |
| Region X - Northern Mindanao   | 8,818,000      | 5,345,000     | 14,163,000     |
| Regional Office - X (LTFRB)  | 8,818,000      | 5,345,000     | 14,163,000     |
| Region XI - Davao  | 4,706,000      | 5,451,000     | 10,157,000     |
| Regional Office - XI (LTFRB)   | 4,706,000      | 5,451,000     | 10,157,000     |
| Region XII - SOCCSKSARGEN  | 10,008,000     | 4,209,000     | 14,217,000     |
| Regional Office - XII (LTFRB)  | 10,008,000     | 4,209,000     | 14,217,000     |
| <b>Project(s)</b>  |                |               |                |
| Locally-Funded Project(s)  | 11,300,721,000 | 4,204,000,000 | 15,504,721,000 |
| Construction, Rehabilitation and<br>Improvement of Other Transportation<br>Infrastructure - Land Public Transportation |                | 1,000,000     | 1,000,000      |
| National Capital Region (NCR)  |                | 1,000,000     | 1,000,000      |
| Central Office   |                | 1,000,000     | 1,000,000      |
| Servicing Contracting of Public Utility<br>Vehicle Program   | 7,000,000,000  |               | 7,000,000,000  |
| National Capital Region (NCR)  | 7,000,000,000  |               | 7,000,000,000  |
| Central Office   | 7,000,000,000  |               | 7,000,000,000  |
| Public Utility Vehicle Modernization Program   | 1,800,721,000  |               | 1,800,721,000  |
| National Capital Region (NCR)  | 1,800,721,000  |               | 1,800,721,000  |
| Central Office   | 1,800,721,000  |               | 1,800,721,000  |
| Active Transport Bike Share System and Safe<br>Pathways Program in Metropolitan Areas                                  |                | 2,000,000,000 | 2,000,000,000  |



|  |                               |                                |                           |                                |                                |
|--|-------------------------------|--------------------------------|---------------------------|--------------------------------|--------------------------------|
| National Capital Region (NCR)  |                               |                                |                           | <u>2,000,000,000</u>           | <u>2,000,000,000</u>           |
| Central Office   |                               |                                |                           | 2,000,000,000                  | 2,000,000,000                  |
| EDSA Busway Project  |                               |                                |                           | <u>473,000,000</u>             | <u>473,000,000</u>             |
| National Capital Region (NCR)  |                               |                                |                           | <u>473,000,000</u>             | <u>473,000,000</u>             |
| Central Office   |                               |                                |                           | 473,000,000                    | 473,000,000                    |
| Rehabilitation of El Nido Transport Terminal   |                               |                                |                           | <u>150,000,000</u>             | <u>150,000,000</u>             |
| National Capital Region (NCR)  |                               |                                |                           | <u>150,000,000</u>             | <u>150,000,000</u>             |
| Central Office   |                               |                                |                           | 150,000,000                    | 150,000,000                    |
| Southwest Integrated Transport System Project-<br>Annual Grantor's Payment   |                               |                                |                           | <u>200,000,000</u>             | <u>200,000,000</u>             |
| National Capital Region (NCR)  |                               |                                |                           | <u>200,000,000</u>             | <u>200,000,000</u>             |
| Central Office   |                               |                                |                           | 200,000,000                    | 200,000,000                    |
| Fuel Subsidy to Transport Sector Affected<br>by Rising Fuel Prices   |                               | <u>2,500,000,000</u>           |                           |                                | <u>2,500,000,000</u>           |
| National Capital Region (NCR)  |                               | <u>2,500,000,000</u>           |                           |                                | <u>2,500,000,000</u>           |
| Central Office   |                               | 2,500,000,000                  |                           |                                | 2,500,000,000                  |
| Davao City High Priority Bus System Project  |                               |                                |                           | <u>1,000,000,000</u>           | <u>1,000,000,000</u>           |
| National Capital Region (NCR)  |                               |                                |                           | <u>1,000,000,000</u>           | <u>1,000,000,000</u>           |
| Central Office   |                               |                                |                           | 1,000,000,000                  | 1,000,000,000                  |
| Construction of Ilocos Norte Transport Hub<br>and Parking Building (Central Terminal),<br>Laoag City, Ilocos Norte |                               |                                |                           | <u>380,000,000</u>             | <u>380,000,000</u>             |
| National Capital Region (NCR)  |                               |                                |                           | <u>380,000,000</u>             | <u>380,000,000</u>             |
| Central Office   |                               |                                |                           | 380,000,000                    | 380,000,000                    |
| Sub-total, Operations  | <u>1,186,801,000</u>          | <u>24,321,186,000</u>          | <u>820,000</u>            | <u>23,600,633,000</u>          | <u>49,109,440,000</u>          |
| <b>TOTAL NEW APPROPRIATIONS</b>  | <b>P <u>2,453,396,000</u></b> | <b>P <u>25,328,945,000</u></b> | <b>P <u>7,888,000</u></b> | <b>P <u>26,651,487,000</u></b> | <b>P <u>54,441,716,000</u></b> |

New Appropriations, by Object of Expenditures  
(In Thousand Pesos)

Current Operating Expenditures

Personnel Services

Civilian Personnel

Permanent Positions

Basic Salary

1,544,613

|   |           |
|---|-----------|
| Total Permanent Positions                             | 1,544,613 |
| Other Compensation Common to All                      |           |
| Personnel Economic Relief Allowance                   | 102,744   |
| Representation Allowance                              | 18,180    |
| Transportation Allowance                              | 17,892    |
| Clothing and Uniform Allowance                        | 25,686    |
| Mid-Year Bonus - Civilian                             | 128,716   |
| Year End Bonus  | 128,716   |
| Cash Gift   | 21,405    |
| Productivity Enhancement Incentive                    | 21,405    |
| Step Increment  | 3,864     |
| Total Other Compensation Common to All                | 468,608   |
| Other Compensation for Specific Groups                |           |
| Magna Carta for Public Health Workers                 | 918       |
| Total Other Compensation for Specific Groups          | 918       |
| Other Benefits  |           |
| PAG-IBIG Contributions                                | 5,131     |
| PhilHealth Contributions                              | 25,539    |
| Employees Compensation Insurance Premiums             | 5,131     |
| Loyalty Award - Civilian                              | 690       |
| Terminal Leave  | 43,344    |
| Total Other Benefits                                  | 79,835    |
| Non-Permanent Positions                               | 359,422   |
| Total Personnel Services                              | 2,453,396 |
| Maintenance and Other Operating Expenses              |           |
| Travelling Expenses                                   | 60,383    |
| Training and Scholarship Expenses                     | 36,955    |
| Supplies and Materials Expenses                       | 1,502,026 |
| Utility Expenses                                      | 565,038   |
| Communication Expenses                                | 87,116    |
| Confidential, Intelligence and Extraordinary Expenses |           |
| Extraordinary and Miscellaneous Expenses              | 6,914     |
| Professional Services                                 | 188,065   |
| General Services                                      | 700,236   |
| Repairs and Maintenance                               | 3,219,812 |
| Financial Assistance/Subsidy                          | 2,500,000 |
| Taxes, Insurance Premiums and Other Fees              | 22,054    |
| Labor and Wages                                       | 32,122    |
| Other Maintenance and Operating Expenses              |           |
| Advertising Expenses                                  | 8,648     |
| Printing and Publication Expenses                     | 5,937     |
| Representation Expenses                               | 17,411    |
| Transportation and Delivery Expenses                  | 17,220    |
| Rent/Lease Expenses                                   | 7,207,725 |

|  |                          |
|--|--------------------------|
| Membership Dues and Contributions to Organizations | 6,367                    |
| Subscription Expenses                              | 4,956                    |
| Other Maintenance and Operating Expenses           | <u>9,139,960</u>         |
| Total Maintenance and Other Operating Expenses     | <u>25,328,945</u>        |
| Financial Expenses                                 |                          |
| Bank Charges                                       | <u>7,888</u>             |
| Total Financial Expenses                           | <u>7,888</u>             |
| Total Current Operating Expenditures               | <u>27,790,229</u>        |
| Capital Outlays                                    |                          |
| Property, Plant and Equipment Outlay               |                          |
| Land Outlay  | 80,000                   |
| Infrastructure Outlay                              | 26,224,009               |
| Buildings and Other Structures                     | 120,000                  |
| Machinery and Equipment Outlay                     | 49,228                   |
| Transportation Equipment Outlay                    | 155,250                  |
| Furniture, Fixtures and Books Outlay               | <u>23,000</u>            |
| Total Capital Outlays                              | <u>26,651,487</u>        |
| <b>TOTAL NEW APPROPRIATIONS</b>                    | <u><u>54,441,716</u></u> |

**B. CIVIL AERONAUTICS BOARD**

For general administration and support, and operations, as indicated hereunder . . . . . P 216,273,000

**New Appropriations, by Programs**

|  | <u>Current Operating Expenditures</u> |   |                           |                             |
|--|---------------------------------------|---|---------------------------|-----------------------------|
|  | <u>Personnel Services</u>             | <u>Maintenance and<br/>Other Operating<br/>Expenses</u> | <u>Capital Outlays</u>    | <u>Total</u>                |
| <b>PROGRAMS</b>                                  |                                       |   |                           |                             |
| General Administration and Support               | P 22,207,000                          | P 17,595,000  | P 2,475,000               | P 42,277,000                |
| Operations                                       | <u>125,993,000</u>                    | <u>48,003,000</u>                                       |                           | <u>173,996,000</u>          |
| AIR TRANSPORT DEVELOPMENT AND REGULATORY PROGRAM | 33,488,000                            | 452,000   |                           | 33,940,000                  |
| AIR PASSENGER BILL OF RIGHTS PROGRAM             | <u>92,505,000</u>                     | <u>47,551,000</u>                                       |                           | <u>140,056,000</u>          |
| <b>TOTAL NEW APPROPRIATIONS</b>                  | P <u><u>148,200,000</u></u>           | P <u><u>65,598,000</u></u>                              | P <u><u>2,475,000</u></u> | P <u><u>216,273,000</u></u> |

**Special Provision(s)**

1. **Reporting and Posting Requirements.** The submission of the quarterly reports on its financial and physical accomplishments shall be in accordance with Section 99 of the General Provisions of this Act.

2. **Appropriations for Activities or Projects.** The amounts appropriated herein shall be used specifically for the following activities or projects in the indicated amounts and conditions:

New Appropriations, by Programs/Activities/Projects

|   | Current Operating Expenditures |  |                 |               |
|---|--------------------------------|--|-----------------|---------------|
|   | Personnel Services             | Maintenance and Other Operating Expenses | Capital Outlays | Total         |
| <b>PROGRAMS</b>   |                                |  |                 |               |
| General Administration and Support  |                                |  |                 |               |
| General Management and Supervision  | P 22,207,000                   | P 17,595,000                             | P 2,475,000     | P 42,277,000  |
| Sub-total, General Administration and Support   | 22,207,000                     | 17,595,000                               | 2,475,000       | 42,277,000    |
| Operations  |                                |  |                 |               |
| Improved services by adopting policies and encouraging growth through progressive liberalization, fair competition and promotion of users welfare | 125,993,000                    | 48,003,000                               |                 | 173,996,000   |
| <b>AIR TRANSPORT DEVELOPMENT AND REGULATORY PROGRAM</b>   | 33,488,000                     | 452,000                                  |                 | 33,940,000    |
| Air transport policy formulation and implementation   | 16,098,000                     | 151,000                                  |                 | 16,249,000    |
| Air transport regulatory services   | 8,127,000                      | 151,000                                  |                 | 8,278,000     |
| Other organizational and system improvement   | 9,263,000                      | 150,000                                  |                 | 9,413,000     |
| <b>AIR PASSENGER BILL OF RIGHTS PROGRAM</b>   | 92,505,000                     | 47,551,000                               |                 | 140,056,000   |
| Implementation and monitoring of APBR pursuant to DOTC-DTI JAO No. 1  | 92,505,000                     | 47,551,000                               |                 | 140,056,000   |
| Sub-total, Operations   | 125,993,000                    | 48,003,000                               |                 | 173,996,000   |
| <b>TOTAL NEW APPROPRIATIONS</b>   | P 148,200,000                  | P 65,598,000                             | P 2,475,000     | P 216,273,000 |

New Appropriations, by Object of Expenditures

(In Thousand Pesos)

## Current Operating Expenditures

## Personnel Services

## Civilian Personnel

## Permanent Positions

## Basic Salary

49,471

## Total Permanent Positions

49,471

## Other Compensation Common to All

Personnel Economic Relief Allowance  
Representation Allowance2,256  
570

|   |                |
|---|----------------|
| Transportation Allowance                              | 570            |
| Clothing and Uniform Allowance                        | 564            |
| Honoraria   | 322            |
| Mid-Year Bonus - Civilian                             | 4,122          |
| Year End Bonus  | 4,122          |
| Cash Gift   | 470            |
| Productivity Enhancement Incentive                    | 470            |
| Step Increment  | 123            |
| <b>Total Other Compensation Common to All</b>         | <b>13,589</b>  |
| <b>Other Benefits</b>                                 |                |
| PAG-IBIG Contributions                                | 113            |
| PhilHealth Contributions                              | 798            |
| Employees Compensation Insurance Premiums             | 113            |
| <b>Total Other Benefits</b>                           | <b>1,024</b>   |
| <b>Non-Permanent Positions</b>                        | <b>68,676</b>  |
| <b>Other Compensation for Specific Groups</b>         |                |
| Flying Pay  | 15,440         |
| <b>Total Other Compensation for Specific Groups</b>   | <b>15,440</b>  |
| <b>Total Personnel Services</b>                       | <b>148,200</b> |
| <b>Maintenance and Other Operating Expenses</b>       |                |
| Travelling Expenses                                   | 8,000          |
| Training and Scholarship Expenses                     | 3,200          |
| Supplies and Materials Expenses                       | 3,620          |
| Utility Expenses                                      | 3,000          |
| Communication Expenses                                | 2,800          |
| Confidential, Intelligence and Extraordinary Expenses |                |
| Extraordinary and Miscellaneous Expenses              | 118            |
| Professional Services                                 | 34,000         |
| General Services                                      | 3,500          |
| Repairs and Maintenance                               | 1,500          |
| Taxes, Insurance Premiums and Other Fees              | 200            |
| Other Maintenance and Operating Expenses              |                |
| Advertising Expenses                                  | 260            |
| Representation Expenses                               | 5,000          |
| Rent/Lease Expenses                                   | 300            |
| Subscription Expenses                                 | 100            |
| <b>Total Maintenance and Other Operating Expenses</b> | <b>65,598</b>  |
| <b>Total Current Operating Expenditures</b>           | <b>213,798</b> |
| <b>Capital Outlays</b>                                |                |
| Property, Plant and Equipment Outlay                  |                |
| Machinery and Equipment Outlay                        | 2,475          |

|                                 |                |
|---------------------------------|----------------|
| Total Capital Outlays           | 2,475          |
| <b>TOTAL NEW APPROPRIATIONS</b> | <b>216,273</b> |

**C. MARITIME INDUSTRY AUTHORITY**

For general administration and support, support to operations, and operations, as indicated hereunder . . . . . P 909,201,000

New Appropriations, by Programs

|  | Current Operating Expenditures |  |                      |                      |
|--|--------------------------------|--|----------------------|----------------------|
|  | Personnel Services             | Maintenance and Other Operating Expenses | Capital Outlays      | Total                |
| <b>PROGRAMS</b>                                      |                                |  |                      |                      |
| General Administration and Support                   | P 63,900,000                   | P 96,120,000                             | P                    | P 160,020,000        |
| Support to Operations                                | 11,508,000                     | 3,014,000                                |                      | 14,522,000           |
| Operations   | <u>365,664,000</u>             | <u>253,995,000</u>                       | <u>115,000,000</u>   | <u>734,659,000</u>   |
| MARITIME INDUSTRY PROMOTION AND DEVELOPMENT PROGRAM  | 9,846,000                      | 1,526,000                                |                      | 11,372,000           |
| MARITIME INDUSTRY REGULATORY AND SUPERVISION PROGRAM | <u>355,818,000</u>             | <u>252,469,000</u>                       | <u>115,000,000</u>   | <u>723,287,000</u>   |
| <b>TOTAL NEW APPROPRIATIONS</b>                      | P <u>441,072,000</u>           | P <u>353,129,000</u>                     | P <u>115,000,000</u> | P <u>909,201,000</u> |

**Special Provision(s)**

1. **Tonnage Fees.** In addition to the amounts appropriated herein, Twenty Five Million Four Hundred Thirty Six Thousand Pesos (P25,436,000) shall be used for the promotion and development of the domestic shipping industry, enhancement of maritime safety, and promotion of the ship-building and ship repair industry in the country sourced from the annual tonnage fees collected by the Maritime Industry Authority (MARINA) from ship owners or operators in accordance with Section 17, Chapter VII of R.A. No. 9295.

Release of funds shall be subject to the submission of a Special Budget pursuant to Section 35, Chapter 5, Book VI of E.O. No. 292.

2. **Reporting and Posting Requirements.** The submission of the quarterly reports on its financial and physical accomplishments shall be in accordance with Section 99 of the General Provisions of this Act.

3. **Appropriations for Activities or Projects.** The amounts appropriated herein shall be used specifically for the following activities or projects in the indicated amounts and conditions:

New Appropriations, by Programs/Activities/Projects

|                                    | Current Operating Expenditures |  |                 |                      |
|------------------------------------|--------------------------------|--|-----------------|----------------------|
|                                    | Personnel Services             | Maintenance and Other Operating Expenses | Capital Outlays | Total                |
| <b>PROGRAMS</b>                    |                                |  |                 |                      |
| General Administration and Support |                                |  |                 |                      |
| General Management and Supervision | P <u>53,422,000</u>            | P <u>96,120,000</u>                      | P               | P <u>149,542,000</u> |
| National Capital Region (NCR)      | <u>53,422,000</u>              | <u>96,120,000</u>                        |                 | <u>149,542,000</u>   |
| Central Office                     | 53,422,000                     | 96,120,000                               |                 | 149,542,000          |

|  |                    |                    |                    |                    |
|--|--------------------|--------------------|--------------------|--------------------|
| Administration of Personnel Benefits   | <u>10,478,000</u>  |                    |                    | <u>10,478,000</u>  |
| National Capital Region (NCR)  | <u>10,478,000</u>  |                    |                    | <u>10,478,000</u>  |
| Central Office   | <u>10,478,000</u>  |                    |                    | <u>10,478,000</u>  |
| Sub-total, General Administration and Support  | <u>63,900,000</u>  | <u>96,120,000</u>  |                    | <u>160,020,000</u> |
| Support to Operations  |                    |                    |                    |                    |
| Implementation of the Management Information System  | <u>11,508,000</u>  | <u>3,014,000</u>   |                    | <u>14,522,000</u>  |
| National Capital Region (NCR)  | <u>11,508,000</u>  | <u>3,014,000</u>   |                    | <u>14,522,000</u>  |
| Central Office   | <u>11,508,000</u>  | <u>3,014,000</u>   |                    | <u>14,522,000</u>  |
| Sub-total, Support to Operations   | <u>11,508,000</u>  | <u>3,014,000</u>   |                    | <u>14,522,000</u>  |
| Operations   |                    |                    |                    |                    |
| Global competitiveness of maritime industry enhanced   | <u>9,846,000</u>   | <u>1,526,000</u>   |                    | <u>11,372,000</u>  |
| MARITIME INDUSTRY PROMOTION AND DEVELOPMENT PROGRAM  | <u>9,846,000</u>   | <u>1,526,000</u>   |                    | <u>11,372,000</u>  |
| Formulation of policies, projects and programs for the promotion and development of the maritime industry  | <u>9,846,000</u>   | <u>1,526,000</u>   |                    | <u>11,372,000</u>  |
| National Capital Region (NCR)  | <u>9,846,000</u>   | <u>1,526,000</u>   |                    | <u>11,372,000</u>  |
| Central Office   | <u>9,846,000</u>   | <u>1,526,000</u>   |                    | <u>11,372,000</u>  |
| Accessibility, safety and efficiency of maritime transport services improved   | <u>355,818,000</u> | <u>252,469,000</u> | <u>115,000,000</u> | <u>723,287,000</u> |
| MARITIME INDUSTRY REGULATORY AND SUPERVISION PROGRAM   | <u>355,818,000</u> | <u>252,469,000</u> | <u>115,000,000</u> | <u>723,287,000</u> |
| Registration and provision of authority for ships and shipyards; certification and documentation for seafarers; accreditation of training programs, faculty and other maritime enterprises | <u>341,130,000</u> | <u>249,916,000</u> | <u>115,000,000</u> | <u>706,046,000</u> |
| National Capital Region (NCR)  | <u>187,911,000</u> | <u>160,164,000</u> | <u>115,000,000</u> | <u>463,075,000</u> |
| Central Office   | <u>187,911,000</u> | <u>160,164,000</u> | <u>115,000,000</u> | <u>463,075,000</u> |
| Region I - Ilocos  | <u>8,829,000</u>   | <u>5,920,000</u>   |                    | <u>14,749,000</u>  |
| Regional Office - I  | <u>8,829,000</u>   | <u>5,920,000</u>   |                    | <u>14,749,000</u>  |
| Region IVA - CALABARZON  | <u>20,849,000</u>  | <u>10,693,000</u>  |                    | <u>31,542,000</u>  |
| Regional Office - IVA  | <u>20,849,000</u>  | <u>10,693,000</u>  |                    | <u>31,542,000</u>  |
| Region V - Bicol   | <u>11,813,000</u>  | <u>5,822,000</u>   |                    | <u>17,635,000</u>  |
| Regional Office - V  | <u>11,813,000</u>  | <u>5,822,000</u>   |                    | <u>17,635,000</u>  |

|  |                             |                             |                             |
|--|-----------------------------|-----------------------------|-----------------------------|
| Region VI - Western Visayas                                    | <u>15,513,000</u>           | <u>8,445,000</u>            | <u>23,958,000</u>           |
| Regional Office - VI   | 15,513,000                  | 8,445,000                   | 23,958,000                  |
| Region VII - Central Visayas                                   | <u>19,951,000</u>           | <u>16,746,000</u>           | <u>36,697,000</u>           |
| Regional Office - VII  | 19,951,000                  | 16,746,000                  | 36,697,000                  |
| Region VIII - Eastern Visayas                                  | <u>16,456,000</u>           | <u>11,138,000</u>           | <u>27,594,000</u>           |
| Regional Office - VIII   | 16,456,000                  | 11,138,000                  | 27,594,000                  |
| Region IX - Zamboanga Peninsula                                | <u>15,801,000</u>           | <u>6,094,000</u>            | <u>21,895,000</u>           |
| Regional Office - IX   | 15,801,000                  | 6,094,000                   | 21,895,000                  |
| Region X - Northern Mindanao                                   | <u>11,848,000</u>           | <u>5,047,000</u>            | <u>16,895,000</u>           |
| Regional Office - X  | 11,848,000                  | 5,047,000                   | 16,895,000                  |
| Region XI - Davao  | <u>11,453,000</u>           | <u>10,250,000</u>           | <u>21,703,000</u>           |
| Regional Office - XI   | 11,453,000                  | 10,250,000                  | 21,703,000                  |
| Region XII - SOCCSKSARGEN                                      | <u>11,609,000</u>           | <u>4,386,000</u>            | <u>15,995,000</u>           |
| Regional Office - XII  | 11,609,000                  | 4,386,000                   | 15,995,000                  |
| Region XIII - Caraga   | <u>9,097,000</u>            | <u>5,211,000</u>            | <u>14,308,000</u>           |
| Regional Office - XIII   | 9,097,000                   | 5,211,000                   | 14,308,000                  |
| Monitoring and enforcement of<br>maritime laws and regulations | <u>14,688,000</u>           | <u>2,553,000</u>            | <u>17,241,000</u>           |
| National Capital Region (NCR)                                  | <u>14,688,000</u>           | <u>2,553,000</u>            | <u>17,241,000</u>           |
| Central Office   | <u>14,688,000</u>           | <u>2,553,000</u>            | <u>17,241,000</u>           |
| Sub-total, Operations  | <u>365,664,000</u>          | <u>253,995,000</u>          | <u>115,000,000</u>          |
| <b>TOTAL NEW APPROPRIATIONS</b>                                | <b>P <u>441,072,000</u></b> | <b>P <u>353,129,000</u></b> | <b>P <u>115,000,000</u></b> |

**New Appropriations, by Object of Expenditures**  
(In Thousand Pesos)

**Current Operating Expenditures**

**Personnel Services**

**Civilian Personnel**

**Permanent Positions**

**Basic Salary**

323,454

**Total Permanent Positions**

323,454



**Other Compensation Common to All**

|                                     |        |
|-------------------------------------|--------|
| Personnel Economic Relief Allowance | 15,168 |
| Representation Allowance            | 4,896  |
| Transportation Allowance            | 4,896  |
| Clothing and Uniform Allowance      | 3,792  |
| Honoraria                           | 10,726 |
| Mid-Year Bonus - Civilian           | 26,955 |
| Year End Bonus                      | 26,955 |
| Cash Gift                           | 3,160  |
| Productivity Enhancement Incentive  | 3,160  |
| Step Increment                      | 809    |

|   |                |
|---|----------------|
| <b>Total Other Compensation Common to All</b> | <b>100,517</b> |
|---|----------------|

**Other Benefits**

|   |        |
|---|--------|
| PAG-IBIG Contributions                    | 760    |
| PhilHealth Contributions                  | 5,103  |
| Employees Compensation Insurance Premiums | 760    |
| Terminal Leave                            | 10,478 |

|                             |               |
|-----------------------------|---------------|
| <b>Total Other Benefits</b> | <b>17,101</b> |
|-----------------------------|---------------|

|                                 |                |
|---------------------------------|----------------|
| <b>Total Personnel Services</b> | <b>441,072</b> |
|---------------------------------|----------------|

**Maintenance and Other Operating Expenses**

|   |        |
|---|--------|
| Travelling Expenses                                   | 28,678 |
| Training and Scholarship Expenses                     | 12,067 |
| Supplies and Materials Expenses                       | 99,455 |
| Utility Expenses                                      | 39,817 |
| Communication Expenses                                | 16,702 |
| Confidential, Intelligence and Extraordinary Expenses |        |
| Confidential Expenses                                 | 600    |
| Extraordinary and Miscellaneous Expenses              | 3,107  |
| Professional Services                                 | 3,936  |
| General Services                                      | 27,155 |
| Repairs and Maintenance                               | 5,124  |
| Taxes, Insurance Premiums and Other Fees              | 1,834  |
| Labor and Wages                                       | 48,470 |
| Other Maintenance and Operating Expenses              |        |
| Advertising Expenses                                  | 60     |
| Printing and Publication Expenses                     | 2,901  |
| Representation Expenses                               | 15,668 |
| Transportation and Delivery Expenses                  | 633    |
| Rent/Lease Expenses                                   | 24,648 |
| Subscription Expenses                                 | 10,272 |
| Other Maintenance and Operating Expenses              | 12,002 |

|   |                |
|---|----------------|
| <b>Total Maintenance and Other Operating Expenses</b> | <b>353,129</b> |
|---|----------------|

|   |                |
|---|----------------|
| <b>Total Current Operating Expenditures</b> | <b>794,201</b> |
|---|----------------|

**Capital Outlays****Property, Plant and Equipment Outlay**

|                                 |        |
|---------------------------------|--------|
| Buildings and Other Structures  | 94,000 |
| Transportation Equipment Outlay | 21,000 |

|                                 |                |
|---------------------------------|----------------|
| Total Capital Outlays           | 115,000        |
| <b>TOTAL NEW APPROPRIATIONS</b> | <b>909,201</b> |

**D. OFFICE OF TRANSPORTATION COOPERATIVES**

For general administration and support, and operations, as indicated hereunder . . . . . P 33,085,000

New Appropriations, by Programs

|  | Current Operating Expenditures |  |                 | Total               |
|--|--------------------------------|--|-----------------|---------------------|
|  | Personnel Services             | Maintenance and Other Operating Expenses | Capital Outlays |                     |
| <b>PROGRAMS</b>                                |                                |  |                 |                     |
| General Administration and Support             | P 11,621,000                   | P 4,977,000                              |                 | P 16,598,000        |
| Operations                                     | 10,269,000                     | 6,218,000                                |                 | 16,487,000          |
| TRANSPORTATION COOPERATIVE DEVELOPMENT PROGRAM | 10,269,000                     | 6,218,000                                |                 | 16,487,000          |
| <b>TOTAL NEW APPROPRIATIONS</b>                | <b>P 21,890,000</b>            | <b>P 11,195,000</b>                      |                 | <b>P 33,085,000</b> |

**Special Provision(s)**

1. **Reporting and Posting Requirements.** The submission of the quarterly reports on its financial and physical accomplishments shall be in accordance with Section 99 of the General Provisions of this Act.

2. **Appropriations for Activities or Projects.** The amounts appropriated herein shall be used specifically for the following activities or projects in the indicated amounts and conditions:

New Appropriations, by Programs/Activities/Projects

|   | Current Operating Expenditures |  |                 | Total        |
|---|--------------------------------|--|-----------------|--------------|
|   | Personnel Services             | Maintenance and Other Operating Expenses | Capital Outlays |              |
| <b>PROGRAMS</b>   |                                |  |                 |              |
| General Administration and Support                              |                                |  |                 |              |
| General Management and Supervision                              | P 11,621,000                   | P 4,977,000                              |                 | P 16,598,000 |
| Sub-total, General Administration and Support                   | 11,621,000                     | 4,977,000                                |                 | 16,598,000   |
| Operations  |                                |  |                 |              |
| Transportation Cooperatives Developed                           | 10,269,000                     | 6,218,000                                |                 | 16,487,000   |
| TRANSPORTATION COOPERATIVE DEVELOPMENT PROGRAM                  | 10,269,000                     | 6,218,000                                |                 | 16,487,000   |
| Transportation Cooperative Promotion and Accreditation Services | 3,913,000                      | 2,470,000                                |                 | 6,383,000    |

|   |                            |                            |                            |
|---|----------------------------|----------------------------|----------------------------|
| Transportation Cooperative Development Services | <u>6,356,000</u>           | <u>3,748,000</u>           | <u>10,104,000</u>          |
| Sub-total, Operations                           | <u>10,269,000</u>          | <u>6,218,000</u>           | <u>16,487,000</u>          |
| <b>TOTAL NEW APPROPRIATIONS</b>                 | <b>P <u>21,890,000</u></b> | <b>P <u>11,195,000</u></b> | <b>P <u>33,085,000</u></b> |

New Appropriations, by Object of Expenditures  
(In Thousand Pesos)

Current Operating Expenditures

Personnel Services

Civilian Personnel

Permanent Positions

|              |               |
|--------------|---------------|
| Basic Salary | <u>16,450</u> |
|--------------|---------------|

|                           |               |
|---------------------------|---------------|
| Total Permanent Positions | <u>16,450</u> |
|---------------------------|---------------|

Other Compensation Common to All

|                                     |           |
|-------------------------------------|-----------|
| Personnel Economic Relief Allowance | 912       |
| Representation Allowance            | 222       |
| Transportation Allowance            | 222       |
| Clothing and Uniform Allowance      | 228       |
| Mid-Year Bonus - Civilian           | 1,371     |
| Year End Bonus                      | 1,371     |
| Cash Gift                           | 190       |
| Per Diem                            | 306       |
| Productivity Enhancement Incentive  | 190       |
| Step Increment                      | <u>41</u> |

|  |              |
|--|--------------|
| Total Other Compensation Common to All | <u>5,053</u> |
|--|--------------|

Other Benefits

|   |           |
|---|-----------|
| PAG-IBIG Contributions                    | 46        |
| PhilHealth Contributions                  | 265       |
| Employees Compensation Insurance Premiums | 46        |
| Loyalty Award - Civilian                  | <u>30</u> |

|                      |            |
|----------------------|------------|
| Total Other Benefits | <u>387</u> |
|----------------------|------------|

|                          |               |
|--------------------------|---------------|
| Total Personnel Services | <u>21,890</u> |
|--------------------------|---------------|

Maintenance and Other Operating Expenses

|   |     |
|---|-----|
| Travelling Expenses                                   | 446 |
| Training and Scholarship Expenses                     | 200 |
| Supplies and Materials Expenses                       | 400 |
| Utility Expenses                                      | 300 |
| Communication Expenses                                | 525 |
| Confidential, Intelligence and Extraordinary Expenses |     |
| Extraordinary and Miscellaneous Expenses              | 110 |
| General Services                                      | 320 |
| Repairs and Maintenance                               | 134 |
| Taxes, Insurance Premiums and Other Fees              | 100 |

|  |               |
|--|---------------|
| Other Maintenance and Operating Expenses       |               |
| Representation Expenses                        | 100           |
| Rent/Lease Expenses                            | 8,560         |
| Total Maintenance and Other Operating Expenses | 11,195        |
| Total Current Operating Expenditures           | 33,085        |
| <b>TOTAL NEW APPROPRIATIONS</b>                | <b>33,085</b> |

**E. OFFICE FOR TRANSPORTATION SECURITY**

For general administration and support, and operations, as indicated hereunder . . . . . P 312,788,000

New Appropriations, by Programs

|                                    | Current Operating Expenditures |  |                 | Total              |
|------------------------------------|--------------------------------|--|-----------------|--------------------|
|                                    | Personnel Services             | Maintenance and Other Operating Expenses | Capital Outlays |                    |
| <b>PROGRAMS</b>                    |                                |  |                 |                    |
| General Administration and Support | P 28,779,000                   | P 197,448,000                            | P               | 226,227,000        |
| Operations                         | 83,277,000                     | 3,284,000                                |                 | 86,561,000         |
| TRANSPORTATION SECURITY PROGRAM    | 83,277,000                     | 3,284,000                                |                 | 86,561,000         |
| <b>TOTAL NEW APPROPRIATIONS</b>    | <b>P 112,056,000</b>           | <b>P 200,732,000</b>                     | <b>P</b>        | <b>312,788,000</b> |

**Special Provision(s)**

1. **Aviation Security Fees.** In addition to the amounts appropriated herein, Two Hundred Thirty Two Million One Hundred Fifty Nine Thousand Pesos (P232,159,000) shall be used for the operating requirements of the National Civil Aviation Security Committee sourced from the collections of aviation security fees in accordance with L.O.I. No. 414-A dated June 17, 1976, as amended.

Release of funds shall be subject to the submission of a Special Budget pursuant to Section 35, Chapter 5, Book VI of E.O. No. 292.

2. **Reporting and Posting Requirements.** The submission of the quarterly reports on its financial and physical accomplishments shall be in accordance with Section 99 of the General Provisions of this Act.

3. **Appropriations for Activities or Projects.** The amounts appropriated herein shall be used specifically for the following activities or projects in the indicated amounts and conditions:

New Appropriations, by Programs/Activities/Projects

|                                      | Current Operating Expenditures |  |                 | Total       |
|--------------------------------------|--------------------------------|--|-----------------|-------------|
|                                      | Personnel Services             | Maintenance and Other Operating Expenses | Capital Outlays |             |
| <b>PROGRAMS</b>                      |                                |  |                 |             |
| General Administration and Support   |                                |  |                 |             |
| General Management and Supervision   | P 27,581,000                   | P 197,448,000                            | P               | 225,029,000 |
| Administration of Personnel Benefits | 1,198,000                      |  |                 | 1,198,000   |

|   |                             |                             |                             |
|---|-----------------------------|-----------------------------|-----------------------------|
| Sub-total, General Administration and Support   | <u>28,779,000</u>           | <u>197,448,000</u>          | <u>226,227,000</u>          |
| Operations  |                             |                             |                             |
| Transportation systems secured  | <u>83,277,000</u>           | <u>3,284,000</u>            | <u>86,561,000</u>           |
| <b>TRANSPORTATION SECURITY PROGRAM</b>  | <u>83,277,000</u>           | <u>3,284,000</u>            | <u>86,561,000</u>           |
| Assessment of the risk vulnerability of transport facilities and infrastructure and issuance of threat advisories   | 32,785,000                  | 1,374,000                   | 34,159,000                  |
| Evaluation of capability of transport security trainors and personnel and accreditation of transport security training institutions for issuance of compliance certificates | 9,862,000                   | 72,000                      | 9,934,000                   |
| Policy formulation and development  | 2,864,000                   | 528,000                     | 3,392,000                   |
| Audit compliance/non-compliance to security programs and plans  | 23,855,000                  | 655,000                     | 24,510,000                  |
| Evaluation of security plans for issuance of compliance certificates  | <u>13,911,000</u>           | <u>655,000</u>              | <u>14,566,000</u>           |
| Sub-total, Operations   | <u>83,277,000</u>           | <u>3,284,000</u>            | <u>86,561,000</u>           |
| <b>TOTAL NEW APPROPRIATIONS</b>   | <b>P <u>112,056,000</u></b> | <b>P <u>200,732,000</u></b> | <b>P <u>312,788,000</u></b> |

New Appropriations, by Object of Expenditures  
(In Thousand Pesos)

Current Operating Expenditures

Personnel Services

Civilian Personnel

Permanent Positions

|              |               |
|--------------|---------------|
| Basic Salary | <u>85,850</u> |
|--------------|---------------|

|                           |               |
|---------------------------|---------------|
| Total Permanent Positions | <u>85,850</u> |
|---------------------------|---------------|

Other Compensation Common to All

|                                     |            |
|-------------------------------------|------------|
| Personnel Economic Relief Allowance | 3,936      |
| Representation Allowance            | 1,068      |
| Transportation Allowance            | 1,068      |
| Clothing and Uniform Allowance      | 984        |
| Mid-Year Bonus - Civilian           | 7,154      |
| Year End Bonus                      | 7,154      |
| Cash Gift                           | 820        |
| Productivity Enhancement Incentive  | 820        |
| Step Increment                      | <u>214</u> |

|  |               |
|--|---------------|
| Total Other Compensation Common to All | <u>23,218</u> |
|--|---------------|

|   |                |
|---|----------------|
| <b>Other Benefits</b>                                 |                |
| PAG-IBIG Contributions                                | 197            |
| PhilHealth Contributions                              | 1,396          |
| Employees Compensation Insurance Premiums             | 197            |
| Terminal Leave  | 1,198          |
| <b>Total Other Benefits</b>                           | <b>2,988</b>   |
| <b>Total Personnel Services</b>                       | <b>112,056</b> |
| <b>Maintenance and Other Operating Expenses</b>       |                |
| Travelling Expenses                                   | 1,871          |
| Training and Scholarship Expenses                     | 102            |
| Supplies and Materials Expenses                       | 2,741          |
| Utility Expenses                                      | 200            |
| Communication Expenses                                | 518            |
| Confidential, Intelligence and Extraordinary Expenses |                |
| Extraordinary and Miscellaneous Expenses              | 62             |
| Professional Services                                 | 1,923          |
| General Services                                      | 191,016        |
| Repairs and Maintenance                               | 723            |
| Other Maintenance and Operating Expenses              |                |
| Advertising Expenses                                  | 358            |
| Printing and Publication Expenses                     | 50             |
| Representation Expenses                               | 200            |
| Transportation and Delivery Expenses                  | 50             |
| Rent/Lease Expenses                                   | 41             |
| Other Maintenance and Operating Expenses              | 877            |
| <b>Total Maintenance and Other Operating Expenses</b> | <b>200,732</b> |
| <b>Total Current Operating Expenditures</b>           | <b>312,788</b> |
| <b>TOTAL NEW APPROPRIATIONS</b>                       | <b>312,788</b> |

**F. PHILIPPINE COAST GUARD**

For general administration and support, support to operations, and operations, as indicated hereunder . . . . . P 19,300,594,000

**New Appropriations, by Programs**

|   | <u>Current Operating Expenditures</u> |   |                        |                       |
|---|---------------------------------------|---|------------------------|-----------------------|
|   | <u>Personnel Services</u>             | <u>Maintenance and<br/>Other Operating<br/>Expenses</u> | <u>Capital Outlays</u> | <u>Total</u>          |
| <b>PROGRAMS</b>                           |                                       |   |                        |                       |
| General Administration and Support        | P 4,414,241,000                       | P 728,507,000   | P 36,414,000           | P 5,179,162,000       |
| Support to Operations                     | 3,019,939,000                         | 107,302,000   |                        | 3,127,241,000         |
| Operations                                | <u>6,128,501,000</u>                  | <u>2,059,690,000</u>                                    | <u>2,806,000,000</u>   | <u>10,994,191,000</u> |
| <b>MARITIME SEARCH AND RESCUE PROGRAM</b> | 1,612,596,000                         | 166,708,000   | 2,761,000,000          | 4,540,304,000         |

|   |                         |                        |                        |                         |
|---|-------------------------|------------------------|------------------------|-------------------------|
| MARITIME SECURITY AND LAW ENFORCEMENT PROGRAM | 2,109,157,000           | 1,604,762,000          | 45,000,000             | 3,758,919,000           |
| MARINE ENVIRONMENTAL PROTECTION PROGRAM       | 1,277,391,000           | 40,767,000             |                        | 1,318,158,000           |
| MARITIME SAFETY PROGRAM                       | <u>1,129,357,000</u>    | <u>247,453,000</u>     |                        | <u>1,376,810,000</u>    |
| TOTAL NEW APPROPRIATIONS                      | P <u>13,562,681,000</u> | P <u>2,895,499,000</u> | P <u>2,842,414,000</u> | P <u>19,300,594,000</u> |

**Special Provisions**

1. **Rice Subsidy.** The amount of One Hundred Fifty Two Million Six Hundred Fifty Thousand Pesos (P152,650,000) appropriated herein shall be used for the provision of rice subsidy, equivalent to twenty (20) kilos of rice a month, in the form of financial assistance to the uniformed personnel of Philippine Coast Guard (PCG).
2. **Reporting and Posting Requirements.** The submission of the quarterly reports on its financial and physical accomplishments shall be in accordance with Section 99 of the General Provisions of this Act.
3. **Appropriations for Activities or Projects.** The amounts appropriated herein shall be used specifically for the following activities or projects in the indicated amounts and conditions:

**New Appropriations, by Programs/Activities/Projects**

|                                    | Current Operating Expenditures |  |                     |                        |
|------------------------------------|--------------------------------|--|---------------------|------------------------|
|                                    | Personnel Services             | Maintenance and Other Operating Expenses | Capital Outlays     | Total                  |
| <b>PROGRAMS</b>                    |                                |  |                     |                        |
| General Administration and Support |                                |  |                     |                        |
| General Management and Supervision | P <u>1,630,447,000</u>         | P <u>728,507,000</u>                     | P <u>36,414,000</u> | P <u>2,395,368,000</u> |
| National Capital Region (NCR)      | <u>1,630,447,000</u>           | <u>649,934,000</u>                       | <u>36,414,000</u>   | <u>2,316,795,000</u>   |
| Central Office                     | 1,630,447,000                  | 649,934,000                              | 36,414,000          | 2,316,795,000          |
| Region I - Ilocos                  |                                | <u>8,443,000</u>                         |                     | <u>8,443,000</u>       |
| Region I - Northwestern Luzon      |                                | 8,443,000                                |                     | 8,443,000              |
| Region II - Cagayan Valley         |                                | <u>6,815,000</u>                         |                     | <u>6,815,000</u>       |
| Region II - Northeastern Luzon     |                                | 6,815,000                                |                     | 6,815,000              |
| Region IVA - CALABARZON            |                                | <u>8,504,000</u>                         |                     | <u>8,504,000</u>       |
| Region IV-A - Southern Tagalog     |                                | 8,504,000                                |                     | 8,504,000              |
| Region IVB - MIMAROPA              |                                | <u>7,143,000</u>                         |                     | <u>7,143,000</u>       |
| Region IV-B - Palawan              |                                | 7,143,000                                |                     | 7,143,000              |
| Region V - Bicol                   |                                | <u>4,031,000</u>                         |                     | <u>4,031,000</u>       |
| Region V - Bicol                   |                                | 4,031,000                                |                     | 4,031,000              |
| Region VI - Western Visayas        |                                | <u>7,465,000</u>                         |                     | <u>7,465,000</u>       |
| Region VI - Western Visayas        |                                | 7,465,000                                |                     | 7,465,000              |

|  |                      |                      |                      |                       |
|--|----------------------|----------------------|----------------------|-----------------------|
| Region VII - Central Visayas                                 |                      | <u>11,146,000</u>    |                      | <u>11,146,000</u>     |
| Region VII - Central Visayas                                 |                      | 11,146,000           |                      | 11,146,000            |
| Region VIII - Eastern Visayas                                |                      | <u>3,831,000</u>     |                      | <u>3,831,000</u>      |
| Region VIII - Eastern Visayas                                |                      | 3,831,000            |                      | 3,831,000             |
| Region IX - Zamboanga Peninsula                              |                      | <u>7,166,000</u>     |                      | <u>7,166,000</u>      |
| Region IX - Southwestern Mindanao                            |                      | 7,166,000            |                      | 7,166,000             |
| Region X - Northern Mindanao                                 |                      | <u>7,079,000</u>     |                      | <u>7,079,000</u>      |
| Region X - Northern Mindanao                                 |                      | 7,079,000            |                      | 7,079,000             |
| Region XI - Davao  |                      | <u>6,950,000</u>     |                      | <u>6,950,000</u>      |
| Region XI - Southeastern Mindanao                            |                      | 6,950,000            |                      | 6,950,000             |
| Administration of Personnel Benefits                         | <u>2,783,794,000</u> |                      |                      | <u>2,783,794,000</u>  |
| National Capital Region (NCR)                                | <u>2,783,794,000</u> |                      |                      | <u>2,783,794,000</u>  |
| Central Office   | <u>2,783,794,000</u> |                      |                      | <u>2,783,794,000</u>  |
| Sub-total, General Administration and Support                | <u>4,414,241,000</u> | <u>728,507,000</u>   | <u>36,414,000</u>    | <u>5,179,162,000</u>  |
| Support to Operations  |                      |                      |                      |                       |
| Conduct Coast Guard Training Courses                         | <u>3,019,939,000</u> | <u>107,302,000</u>   |                      | <u>3,127,241,000</u>  |
| National Capital Region (NCR)                                | <u>3,019,939,000</u> | <u>107,302,000</u>   |                      | <u>3,127,241,000</u>  |
| Central Office   | <u>3,019,939,000</u> | <u>107,302,000</u>   |                      | <u>3,127,241,000</u>  |
| Sub-total, Support to Operations                             | <u>3,019,939,000</u> | <u>107,302,000</u>   |                      | <u>3,127,241,000</u>  |
| Operations   |                      |                      |                      |                       |
| Maritime violations, incidents, and marine pollution reduced | <u>6,128,501,000</u> | <u>2,059,690,000</u> | <u>2,806,000,000</u> | <u>10,994,191,000</u> |
| MARITIME SEARCH AND RESCUE PROGRAM                           | <u>1,612,596,000</u> | <u>166,708,000</u>   | <u>2,761,000,000</u> | <u>4,540,304,000</u>  |
| Maritime search and rescue operations                        | <u>1,029,014,000</u> | <u>145,724,000</u>   | <u>1,600,000,000</u> | <u>2,774,738,000</u>  |
| National Capital Region (NCR)                                | <u>1,029,014,000</u> | <u>143,251,000</u>   |                      | <u>1,172,265,000</u>  |
| Central Office   | <u>1,029,014,000</u> | <u>143,251,000</u>   |                      | <u>1,172,265,000</u>  |
| Region I - Ilocos  |                      | <u>100,000</u>       |                      | <u>100,000</u>        |
| Region I - Northwestern Luzon                                |                      | 100,000              |                      | 100,000               |
| Region II - Cagayan Valley                                   |                      | <u>706,000</u>       |                      | <u>706,000</u>        |
| Region II - Northeastern Luzon                               |                      | 706,000              |                      | 706,000               |



|  |                    |                      |                      |
|--|--------------------|----------------------|----------------------|
| Region IVA - CALABARZON                          |                    | <u>3,000</u>         | <u>3,000</u>         |
| Region IV-A - Southern Tagalog                   |                    | 3,000                | 3,000                |
| Region VI - Western Visayas                      |                    | <u>716,000</u>       | <u>716,000</u>       |
| Region VI - Western Visayas                      |                    | 716,000              | 716,000              |
| Region XI - Davao                                |                    | <u>948,000</u>       | <u>948,000</u>       |
| Region XI - Southeastern Mindanao                |                    | 948,000              | 948,000              |
| <b>Project(s)</b>                                |                    |                      |                      |
| Locally-Funded Project(s)                        |                    | <u>1,600,000,000</u> | <u>1,600,000,000</u> |
| Acquisition of LET 410 NG<br>fixed-wing aircraft |                    | <u>1,600,000,000</u> | <u>1,600,000,000</u> |
| National Capital Region (NCR)                    |                    | <u>1,600,000,000</u> | <u>1,600,000,000</u> |
| Central Office                                   |                    | 1,600,000,000        | 1,600,000,000        |
| Disaster response operations                     | <u>583,582,000</u> | <u>20,984,000</u>    | <u>1,161,000,000</u> |
| National Capital Region (NCR)                    | <u>583,582,000</u> | <u>19,208,000</u>    | <u>1,161,000,000</u> |
| Central Office                                   | 583,582,000        | 19,208,000           | 1,161,000,000        |
| Region I - Ilocos                                |                    | <u>819,000</u>       | <u>819,000</u>       |
| Region I - Northwestern Luzon                    |                    | 819,000              | 819,000              |
| Region II - Cagayan Valley                       |                    | <u>8,000</u>         | <u>8,000</u>         |
| Region II - Northeastern Luzon                   |                    | 8,000                | 8,000                |
| Region IVA - CALABARZON                          |                    | <u>3,000</u>         | <u>3,000</u>         |
| Region IV-A - Southern Tagalog                   |                    | 3,000                | 3,000                |
| Region IVB - MIMAROPA                            |                    | <u>33,000</u>        | <u>33,000</u>        |
| Region IV-B - Palawan                            |                    | 33,000               | 33,000               |
| Region V - Bicol                                 |                    | <u>186,000</u>       | <u>186,000</u>       |
| Region V - Bicol                                 |                    | 186,000              | 186,000              |
| Region VI - Western Visayas                      |                    | <u>80,000</u>        | <u>80,000</u>        |
| Region VI - Western Visayas                      |                    | 80,000               | 80,000               |
| Region VII - Central Visayas                     |                    | <u>291,000</u>       | <u>291,000</u>       |
| Region VII - Central Visayas                     |                    | 291,000              | 291,000              |
| Region VIII - Eastern Visayas                    |                    | <u>42,000</u>        | <u>42,000</u>        |
| Region VIII - Eastern Visayas                    |                    | 42,000               | 42,000               |

|  |                      |                      |                   |                      |
|--|----------------------|----------------------|-------------------|----------------------|
| Region IX - Zamboanga Peninsula                      |                      | <u>42,000</u>        |                   | <u>42,000</u>        |
| Region IX - Southwestern Mindanao                    |                      | 42,000               |                   | 42,000               |
| Region X - Northern Mindanao                         |                      | <u>9,000</u>         |                   | <u>9,000</u>         |
| Region X - Northern Mindanao                         |                      | 9,000                |                   | 9,000                |
| Region XI - Davao                                    |                      | <u>263,000</u>       |                   | <u>263,000</u>       |
| Region XI - Southeastern Mindanao                    |                      | 263,000              |                   | 263,000              |
| <b>MARITIME SECURITY AND LAW ENFORCEMENT PROGRAM</b> | <u>2,109,157,000</u> | <u>1,604,762,000</u> | <u>45,000,000</u> | <u>3,758,919,000</u> |
| Operate the National Coast Watch Center              | <u>90,248,000</u>    | <u>7,832,000</u>     |                   | <u>98,080,000</u>    |
| National Capital Region (NCR)                        | <u>90,248,000</u>    | <u>7,832,000</u>     |                   | <u>98,080,000</u>    |
| Central Office                                       | 90,248,000           | 7,832,000            |                   | 98,080,000           |
| Shore operations                                     | <u>956,435,000</u>   | <u>140,973,000</u>   |                   | <u>1,097,408,000</u> |
| National Capital Region (NCR)                        | <u>956,435,000</u>   | <u>136,167,000</u>   |                   | <u>1,092,602,000</u> |
| Central Office                                       | 956,435,000          | 136,167,000          |                   | 1,092,602,000        |
| Region I - Ilocos                                    |                      | <u>1,232,000</u>     |                   | <u>1,232,000</u>     |
| Region I - Northwestern Luzon                        |                      | 1,232,000            |                   | 1,232,000            |
| Region II - Cagayan Valley                           |                      | <u>1,000</u>         |                   | <u>1,000</u>         |
| Region II - Northeastern Luzon                       |                      | 1,000                |                   | 1,000                |
| Region IVA - CALABARZON                              |                      | <u>2,599,000</u>     |                   | <u>2,599,000</u>     |
| Region IV-A - Southern Tagalog                       |                      | 2,599,000            |                   | 2,599,000            |
| Region IVB - MIMAROPA                                |                      | <u>562,000</u>       |                   | <u>562,000</u>       |
| Region IV-B - Palawan                                |                      | 562,000              |                   | 562,000              |
| Region V - Bicol                                     |                      | <u>49,000</u>        |                   | <u>49,000</u>        |
| Region V - Bicol                                     |                      | 49,000               |                   | 49,000               |
| Region VI - Western Visayas                          |                      | <u>344,000</u>       |                   | <u>344,000</u>       |
| Region VI - Western Visayas                          |                      | 344,000              |                   | 344,000              |
| Region XI - Davao                                    |                      | <u>19,000</u>        |                   | <u>19,000</u>        |
| Region XI - Southeastern Mindanao                    |                      | 19,000               |                   | 19,000               |
| Sea based operations                                 | <u>1,062,474,000</u> | <u>1,455,957,000</u> | <u>45,000,000</u> | <u>2,563,431,000</u> |
| National Capital Region (NCR)                        | <u>1,062,474,000</u> | <u>1,338,011,000</u> | <u>45,000,000</u> | <u>2,445,485,000</u> |
| Central Office                                       | 1,062,474,000        | 1,338,011,000        | 45,000,000        | 2,445,485,000        |

|  |             |             |
|--|-------------|-------------|
| Region I - Ilocos  | 156,000     | 156,000     |
| Region I - Northwestern Luzon  | 156,000     | 156,000     |
| Region II - Cagayan Valley   | 482,000     | 482,000     |
| Region II - Northeastern Luzon   | 482,000     | 482,000     |
| Region IVA - CALABARZON  | 1,878,000   | 1,878,000   |
| Region IV-A - Southern Tagalog   | 1,878,000   | 1,878,000   |
| Region IVB - MIMAROPA  | 2,728,000   | 2,728,000   |
| Region IV-B - Palawan  | 2,728,000   | 2,728,000   |
| Region V - Bicol   | 4,042,000   | 4,042,000   |
| Region V - Bicol   | 4,042,000   | 4,042,000   |
| Region VI - Western Visayas  | 204,000     | 204,000     |
| Region VI - Western Visayas  | 204,000     | 204,000     |
| Region VII - Central Visayas   | 832,000     | 832,000     |
| Region VII - Central Visayas   | 832,000     | 832,000     |
| Region VIII - Eastern Visayas  | 1,391,000   | 1,391,000   |
| Region VIII - Eastern Visayas  | 1,391,000   | 1,391,000   |
| Region IX - Zamboanga Peninsula  | 1,496,000   | 1,496,000   |
| Region IX - Southwestern Mindanao  | 1,496,000   | 1,496,000   |
| Region X - Northern Mindanao   | 3,563,000   | 3,563,000   |
| Region X - Northern Mindanao   | 3,563,000   | 3,563,000   |
| Region XI - Davao  | 1,174,000   | 1,174,000   |
| Region XI - Southeastern Mindanao  | 1,174,000   | 1,174,000   |
| <b>Project(s)</b>  |             |             |
| Locally-Funded Project(s)  | 100,000,000 | 100,000,000 |
| Periodic Maintenance Service (PMS) for the<br>Ten (10) Multi-Role Response Vessels | 100,000,000 | 100,000,000 |
| National Capital Region (NCR)  | 100,000,000 | 100,000,000 |
| Central Office   | 100,000,000 | 100,000,000 |

|  |                      |                    |                      |
|--|----------------------|--------------------|----------------------|
| <b>MARINE ENVIRONMENTAL PROTECTION PROGRAM</b>                                     | <b>1,277,391,000</b> | <b>40,767,000</b>  | <b>1,318,158,000</b> |
| Site inspections   | 487,229,000          | 6,164,000          | 493,393,000          |
| National Capital Region (NCR)  | 487,229,000          | 5,994,000          | 493,223,000          |
| Central Office   | 487,229,000          | 5,994,000          | 493,223,000          |
| Region I - Ilocos  |                      | 113,000            | 113,000              |
| Region I - Northwestern Luzon  |                      | 113,000            | 113,000              |
| Region VI - Western Visayas  |                      | 45,000             | 45,000               |
| Region VI - Western Visayas  |                      | 45,000             | 45,000               |
| Region XI - Davao  |                      | 12,000             | 12,000               |
| Region XI - Southeastern Mindanao  |                      | 12,000             | 12,000               |
| Site recovery activities   | 499,221,000          | 9,935,000          | 509,156,000          |
| National Capital Region (NCR)  | 499,221,000          | 9,875,000          | 509,096,000          |
| Central Office   | 499,221,000          | 9,875,000          | 509,096,000          |
| Region I - Ilocos  |                      | 1,000              | 1,000                |
| Region I - Northwestern Luzon  |                      | 1,000              | 1,000                |
| Region IVA - CALABARZON  |                      | 37,000             | 37,000               |
| Region IV-A - Southern Tagalog   |                      | 37,000             | 37,000               |
| Region XI - Davao  |                      | 22,000             | 22,000               |
| Region XI - Southeastern Mindanao  |                      | 22,000             | 22,000               |
| Enforce laws, rules and regulations for the protection of marine environment       | 290,941,000          | 24,668,000         | 315,609,000          |
| National Capital Region (NCR)  | 290,941,000          | 24,668,000         | 315,609,000          |
| Central Office   | 290,941,000          | 24,668,000         | 315,609,000          |
| <b>MARITIME SAFETY PROGRAM</b>   | <b>1,129,357,000</b> | <b>247,453,000</b> | <b>1,376,810,000</b> |
| Salvage Operations   | 225,068,000          | 30,641,000         | 255,709,000          |
| National Capital Region (NCR)  | 225,068,000          | 30,641,000         | 255,709,000          |
| Central Office   | 225,068,000          | 30,641,000         | 255,709,000          |
| Provision of aids to navigation, vessel traffic system and maritime communications | 350,171,000          | 30,945,000         | 381,116,000          |
| National Capital Region (NCR)  | 350,171,000          | 30,810,000         | 380,981,000          |
| Central Office   | 350,171,000          | 30,810,000         | 380,981,000          |

|   |                    |                    |                    |
|---|--------------------|--------------------|--------------------|
| Region I - Ilocos                               |                    | <u>2,000</u>       | <u>2,000</u>       |
| Region I - Northwestern Luzon                   |                    | 2,000              | 2,000              |
| Region IVA - CALABARZON                         |                    | <u>3,000</u>       | <u>3,000</u>       |
| Region IV-A - Southern Tagalog                  |                    | 3,000              | 3,000              |
| Region V - Bicol                                |                    | <u>57,000</u>      | <u>57,000</u>      |
| Region V - Bicol                                |                    | 57,000             | 57,000             |
| Region VI - Western Visayas                     |                    | <u>32,000</u>      | <u>32,000</u>      |
| Region VI - Western Visayas                     |                    | 32,000             | 32,000             |
| Region VII - Central Visayas                    |                    | <u>32,000</u>      | <u>32,000</u>      |
| Region VII - Central Visayas                    |                    | 32,000             | 32,000             |
| Region VIII - Eastern Visayas                   |                    | <u>9,000</u>       | <u>9,000</u>       |
| Region VIII - Eastern Visayas                   |                    | 9,000              | 9,000              |
| Enforce flag and port state control inspections | <u>304,057,000</u> | <u>179,827,000</u> | <u>483,884,000</u> |
| National Capital Region (NCR)                   | <u>304,057,000</u> | <u>156,994,000</u> | <u>461,051,000</u> |
| Central Office                                  | 304,057,000        | 156,994,000        | 461,051,000        |
| Region I - Ilocos                               |                    | <u>1,585,000</u>   | <u>1,585,000</u>   |
| Region I - Northwestern Luzon                   |                    | 1,585,000          | 1,585,000          |
| Region II - Cagayan Valley                      |                    | <u>519,000</u>     | <u>519,000</u>     |
| Region II - Northeastern Luzon                  |                    | 519,000            | 519,000            |
| Region IVA - CALABARZON                         |                    | <u>5,659,000</u>   | <u>5,659,000</u>   |
| Region IV-A - Southern Tagalog                  |                    | 5,659,000          | 5,659,000          |
| Region IVB - MIMAROPA                           |                    | <u>1,068,000</u>   | <u>1,068,000</u>   |
| Region IV-B - Palawan                           |                    | 1,068,000          | 1,068,000          |
| Region V - Bicol                                |                    | <u>1,936,000</u>   | <u>1,936,000</u>   |
| Region V - Bicol                                |                    | 1,936,000          | 1,936,000          |
| Region VI - Western Visayas                     |                    | <u>3,558,000</u>   | <u>3,558,000</u>   |
| Region VI - Western Visayas                     |                    | 3,558,000          | 3,558,000          |
| Region VII - Central Visayas                    |                    | <u>1,357,000</u>   | <u>1,357,000</u>   |
| Region VII - Central Visayas                    |                    | 1,357,000          | 1,357,000          |

|                                   |                                |                               |                               |                                |
|-----------------------------------|--------------------------------|-------------------------------|-------------------------------|--------------------------------|
| Region VIII - Eastern Visayas     |                                | <u>703,000</u>                |                               | <u>703,000</u>                 |
| Region VIII - Eastern Visayas     |                                | 703,000                       |                               | 703,000                        |
| Region IX - Zamboanga Peninsula   |                                | <u>2,332,000</u>              |                               | <u>2,332,000</u>               |
| Region IX - Southwestern Mindanao |                                | 2,332,000                     |                               | 2,332,000                      |
| Region X - Northern Mindanao      |                                | <u>1,808,000</u>              |                               | <u>1,808,000</u>               |
| Region X - Northern Mindanao      |                                | 1,808,000                     |                               | 1,808,000                      |
| Region XI - Davao                 |                                | <u>2,308,000</u>              |                               | <u>2,308,000</u>               |
| Region XI - Southeastern Mindanao |                                | 2,308,000                     |                               | 2,308,000                      |
| Enforce salvage regulations       | <u>250,061,000</u>             | <u>6,040,000</u>              |                               | <u>256,101,000</u>             |
| National Capital Region (NCR)     | <u>250,061,000</u>             | <u>6,040,000</u>              |                               | <u>256,101,000</u>             |
| Central Office                    | <u>250,061,000</u>             | <u>6,040,000</u>              |                               | <u>256,101,000</u>             |
| Sub-total, Operations             | <u>6,128,501,000</u>           | <u>2,059,690,000</u>          | <u>2,806,000,000</u>          | <u>10,994,191,000</u>          |
| <b>TOTAL NEW APPROPRIATIONS</b>   | <b>P <u>13,562,681,000</u></b> | <b>P <u>2,895,499,000</u></b> | <b>P <u>2,842,414,000</u></b> | <b>P <u>19,300,594,000</u></b> |

New Appropriations, by Object of Expenditures  
(In Thousand Pesos)

Current Operating Expenditures

Personnel Services

Civilian Personnel

Permanent Positions

|              |               |
|--------------|---------------|
| Basic Salary | <u>86,248</u> |
|--------------|---------------|

|                           |               |
|---------------------------|---------------|
| Total Permanent Positions | <u>86,248</u> |
|---------------------------|---------------|

Other Compensation Common to All

|                                     |            |
|-------------------------------------|------------|
| Personnel Economic Relief Allowance | 9,192      |
| Clothing and Uniform Allowance      | 2,298      |
| Mid-Year Bonus - Civilian           | 7,187      |
| Year End Bonus                      | 7,187      |
| Cash Gift                           | 1,915      |
| Productivity Enhancement Incentive  | 1,915      |
| Step Increment                      | <u>216</u> |

|  |               |
|--|---------------|
| Total Other Compensation Common to All | <u>29,910</u> |
|--|---------------|

Other Compensation for Specific Groups

|                                       |               |
|---------------------------------------|---------------|
| Magna Carta for Public Health Workers | <u>19,740</u> |
|---------------------------------------|---------------|

|  |               |
|--|---------------|
| Total Other Compensation for Specific Groups | <u>19,740</u> |
|--|---------------|

|   |                  |
|---|------------------|
| <b>Other Benefits</b>   |                  |
| PAG-IBIG Contributions  | 460              |
| PhilHealth Contributions  | 1,508            |
| Employees Compensation Insurance Premiums                                 | 460              |
| <b>Total Other Benefits</b>   | <b>2,428</b>     |
| <b>Non-Permanent Positions</b>  | <b>2,815</b>     |
| <b>Total Civilian Personnel</b>   | <b>141,141</b>   |
| <b>Military/Uniformed Personnel</b>                                       |                  |
| <b>Basic Pay</b>  |                  |
| Base Pay  | 6,628,569        |
| <b>Total Basic Pay</b>  | <b>6,628,569</b> |
| <b>Other Compensation Common to All</b>                                   |                  |
| Personnel Economic Relief Allowance                                       | 440,568          |
| Clothing/ Uniform Allowance   | 82,672           |
| Subsistence Allowance   | 1,005,048        |
| Laundry Allowance   | 6,775            |
| Quarters Allowance  | 89,363           |
| Longevity Pay   | 491,393          |
| Mid-Year Bonus - Military/Uniformed Personnel                             | 552,382          |
| Year-end Bonus  | 552,382          |
| Cash Gift   | 91,785           |
| Productivity Enhancement Incentive  | 91,785           |
| <b>Total Other Compensation Common to All</b>                             | <b>3,404,153</b> |
| <b>Other Compensation for Specific Groups</b>                             |                  |
| High Risk Duty Pay  | 8,589            |
| Hazardous Duty Pay  | 85,594           |
| Flying Pay  | 26,352           |
| Overseas Allowance  | 15,150           |
| Sea Duty Pay  | 134,602          |
| Hazard Duty Pay   | 109,707          |
| Instructor's Duty Pay   | 57,194           |
| Lump-sum for Filling of Positions -<br>Military/Uniformed Personnel (MUP) | 2,599,817        |
| <b>Total Other Compensation for Specific Groups</b>                       | <b>3,037,005</b> |
| <b>Other Benefits</b>   |                  |
| Special Group Term Insurance  | 1,321            |
| PAG-IBIG Contributions  | 22,028           |
| PhilHealth Contributions  | 122,459          |
| Employees Compensation Insurance Premiums                                 | 22,028           |
| Retirement Gratuity   | 89,995           |
| Terminal Leave  | 93,982           |
| <b>Total Other Benefits</b>   | <b>351,813</b>   |

|   |                   |
|---|-------------------|
| Total Military/Uniformed Personnel                    | 13,421,540        |
| Total Personnel Services                              | 13,562,681        |
| Maintenance and Other Operating Expenses              |                   |
| Travelling Expenses                                   | 18,803            |
| Training and Scholarship Expenses                     | 59,797            |
| Supplies and Materials Expenses                       | 1,834,701         |
| Utility Expenses                                      | 96,308            |
| Communication Expenses                                | 36,672            |
| Confidential, Intelligence and Extraordinary Expenses |                   |
| Intelligence Expenses                                 | 10,000            |
| Professional Services                                 | 30,815            |
| General Services                                      | 308               |
| Repairs and Maintenance                               | 279,548           |
| Financial Assistance/Subsidy                          | 137,147           |
| Taxes, Insurance Premiums and Other Fees              | 96,103            |
| Labor and Wages                                       | 7                 |
| Other Maintenance and Operating Expenses              |                   |
| Advertising Expenses                                  | 80                |
| Printing and Publication Expenses                     | 4,896             |
| Representation Expenses                               | 59,389            |
| Transportation and Delivery Expenses                  | 221               |
| Rent/Lease Expenses                                   | 46,847            |
| Subscription Expenses                                 | 52                |
| Other Maintenance and Operating Expenses              | 183,805           |
| Total Maintenance and Other Operating Expenses        | 2,895,499         |
| Total Current Operating Expenditures                  | 16,458,180        |
| Capital Outlays                                       |                   |
| Property, Plant and Equipment Outlay                  |                   |
| Buildings and Other Structures                        | 36,414            |
| Transportation Equipment Outlay                       | 2,806,000         |
| Total Capital Outlays                                 | 2,842,414         |
| <b>TOTAL NEW APPROPRIATIONS</b>                       | <b>19,300,594</b> |

**G. TOLL REGULATORY BOARD**

For general administration and support, and operations, as indicated hereunder . . . . . P 34,075,000

New Appropriations, by Programs

|                                    | <u>Current Operating Expenditures</u> |   |                        | <u>Total</u>      |
|------------------------------------|---------------------------------------|---|------------------------|-------------------|
|                                    | <u>Personnel Services</u>             | <u>Maintenance and Other Operating Expenses</u> | <u>Capital Outlays</u> |                   |
| <b>PROGRAMS</b>                    |                                       |   |                        |                   |
| General Administration and Support | P 7,889,000                           | P 10,184,000                                    | P                      | 18,073,000        |
| Operations                         | <u>9,412,000</u>                      | <u>6,590,000</u>                                |                        | <u>16,002,000</u> |



|                            |              |              |              |
|----------------------------|--------------|--------------|--------------|
| TOLLWAY REGULATORY PROGRAM | 9,412,000    | 6,590,000    | 16,002,000   |
| TOTAL NEW APPROPRIATIONS   | P 17,301,000 | P 16,774,000 | P 34,075,000 |

**Special Provision(s)**

1. **Reporting and Posting Requirements.** The submission of the quarterly reports on its financial and physical accomplishments shall be in accordance with Section 99 of the General Provisions of this Act.

2. **Appropriations for Activities or Projects.** The amounts appropriated herein shall be used specifically for the following activities or projects in the indicated amounts and conditions:

New Appropriations, by Programs/Activities/Projects

|   | Current Operating Expenditures |  |                 |              |
|---|--------------------------------|--|-----------------|--------------|
|   | Personnel Services             | Maintenance and<br>Other Operating<br>Expenses | Capital Outlays | Total        |
| PROGRAMS  |                                |  |                 |              |
| General Administration and Support  |                                |  |                 |              |
| General Management and Supervision  | P 7,889,000                    | P 10,184,000                                   |                 | P 18,073,000 |
| Sub-total, General Administration and Support   | 7,889,000                      | 10,184,000                                     |                 | 18,073,000   |
| Operations  |                                |  |                 |              |
| Tollway regulatory services improved  | 9,412,000                      | 6,590,000                                      |                 | 16,002,000   |
| TOLLWAY REGULATORY PROGRAM  | 9,412,000                      | 6,590,000                                      |                 | 16,002,000   |
| Evaluation and granting of tollway franchise<br>and/or tollway operation permits/certificates | 1,376,000                      | 1,448,000                                      |                 | 2,824,000    |
| Regulation and examination of tollway<br>operations and maintenance                           | 3,552,000                      | 1,587,000                                      |                 | 5,139,000    |
| Regulation and construction supervision of<br>tollways, toll facilities and BOT projects      | 3,235,000                      | 2,762,000                                      |                 | 5,997,000    |
| Toll rate setting and adjustment  | 1,249,000                      | 793,000  |                 | 2,042,000    |
| Sub-total, Operations   | 9,412,000                      | 6,590,000                                      |                 | 16,002,000   |
| TOTAL NEW APPROPRIATIONS  | P 17,301,000                   | P 16,774,000                                   |                 | P 34,075,000 |

New Appropriations, by Object of Expenditures  
(In Thousand Pesos)

**Current Operating Expenditures****Personnel Services****Civilian Personnel****Permanent Positions****Basic Salary**

13,393

|   |        |
|---|--------|
| Total Permanent Positions                             | 13,393 |
| Other Compensation Common to All                      |        |
| Personnel Economic Relief Allowance                   | 624    |
| Representation Allowance                              | 162    |
| Transportation Allowance                              | 162    |
| Clothing and Uniform Allowance                        | 156    |
| Mid-Year Bonus - Civilian                             | 1,117  |
| Year End Bonus  | 1,117  |
| Cash Gift   | 130    |
| Productivity Enhancement Incentive                    | 130    |
| Step Increment  | 33     |
| Total Other Compensation Common to All                | 3,631  |
| Other Benefits  |        |
| PAG-IBIG Contributions                                | 31     |
| PhilHealth Contributions                              | 215    |
| Employees Compensation Insurance Premiums             | 31     |
| Total Other Benefits                                  | 277    |
| Total Personnel Services                              | 17,301 |
| Maintenance and Other Operating Expenses              |        |
| Travelling Expenses                                   | 200    |
| Training and Scholarship Expenses                     | 250    |
| Supplies and Materials Expenses                       | 752    |
| Utility Expenses                                      | 770    |
| Communication Expenses                                | 366    |
| Confidential, Intelligence and Extraordinary Expenses |        |
| Extraordinary and Miscellaneous Expenses              | 136    |
| Professional Services                                 | 4,898  |
| General Services                                      | 2,181  |
| Repairs and Maintenance                               | 735    |
| Taxes, Insurance Premiums and Other Fees              | 154    |
| Other Maintenance and Operating Expenses              |        |
| Representation Expenses                               | 200    |
| Rent/Lease Expenses                                   | 6,120  |
| Subscription Expenses                                 | 12     |
| Total Maintenance and Other Operating Expenses        | 16,774 |
| Total Current Operating Expenditures                  | 34,075 |
| TOTAL NEW APPROPRIATIONS                              | 34,075 |

**GENERAL SUMMARY**  
**DEPARTMENT OF TRANSPORTATION**

|   | <u>Current Operating Expenditures</u> |   |                           |                         |                         |
|---|---------------------------------------|---|---------------------------|-------------------------|-------------------------|
|   | <u>Personnel Services</u>             | <u>Maintenance and<br/>Other Operating<br/>Expenses</u> | <u>Financial Expenses</u> | <u>Capital Outlays</u>  | <u>Total</u>            |
| A. OFFICE OF THE SECRETARY                                | P 2,453,396,000                       | P 25,328,945,000  | P 7,888,000               | P 26,651,487,000        | P 54,441,716,000        |
| B. CIVIL AERONAUTICS BOARD                                | 148,200,000                           | 65,598,000  |                           | 2,475,000               | 216,273,000             |
| C. MARITIME INDUSTRY AUTHORITY                            | 441,072,000                           | 353,129,000   |                           | 115,000,000             | 909,201,000             |
| D. OFFICE OF TRANSPORTATION COOPERATIVES                  | 21,890,000                            | 11,195,000  |                           |                         | 33,085,000              |
| E. OFFICE FOR TRANSPORTATION SECURITY                     | 112,056,000                           | 200,732,000   |                           |                         | 312,788,000             |
| F. PHILIPPINE COAST GUARD                                 | 13,562,681,000                        | 2,895,499,000   |                           | 2,842,414,000           | 19,300,594,000          |
| G. TOLL REGULATORY BOARD                                  | <u>17,301,000</u>                     | <u>16,774,000</u>                                       |                           |                         | <u>34,075,000</u>       |
| TOTAL NEW APPROPRIATIONS, DEPARTMENT<br>OF TRANSPORTATION | P <u>16,756,596,000</u>               | P <u>28,871,872,000</u>                                 | P <u>7,888,000</u>        | P <u>29,611,376,000</u> | P <u>75,247,732,000</u> |

**XXVI. NATIONAL ECONOMIC AND DEVELOPMENT AUTHORITY****A. OFFICE OF THE SECRETARY**

For general administration and support, support to operations, and operations, including locally-funded project(s), as indicated hereunder . . . . P 1,719,892,000

New Appropriations, by Program

|  | Current Operating Expenditures |  |                      |                        |
|--|--------------------------------|--|----------------------|------------------------|
|  | Personnel Services             | Maintenance and Other Operating Expenses | Capital Outlays      | Total                  |
| <b>PROGRAMS</b>  |                                |  |                      |                        |
| General Administration and Support                     | P 301,108,000                  | P 147,601,000                            | P 266,940,000        | P 715,649,000          |
| Support to Operations                                  | 54,449,000                     | 12,717,000                               | 5,025,000            | 72,191,000             |
| Operations   | <u>562,898,000</u>             | <u>369,154,000</u>                       |                      | <u>932,052,000</u>     |
| SOCIO-ECONOMIC POLICY AND PLANNING PROGRAM             | 287,831,000                    | 254,530,000                              |                      | 542,361,000            |
| NATIONAL INVESTMENT PROGRAMMING PROGRAM                | 147,176,000                    | 23,885,000                               |                      | 171,061,000            |
| NATIONAL DEVELOPMENT MONITORING AND EVALUATION PROGRAM | <u>127,891,000</u>             | <u>90,739,000</u>                        |                      | <u>218,630,000</u>     |
| <b>TOTAL NEW APPROPRIATIONS</b>                        | <u>P 918,455,000</u>           | <u>P 529,472,000</u>                     | <u>P 271,965,000</u> | <u>P 1,719,892,000</u> |

**Special Provision(s)**

1. **Build-Operate-Transfer and Official Development Assistance.** The NEDA shall evaluate build-operate-transfer and official development assistance loan-funded projects to determine their technical, financial, economic and social viability.

2. **Appropriations for Regional Development Councils.** The amount appropriated herein for the Regional Development Councils (RDCs) shall be allocated among, and released directly to, the fifteen (15) RDCs to be used for their operations, including the monitoring of development projects undertaken by agencies and special development authorities in their respective regions.

3. **Public Investment Program.** The NEDA shall submit a copy of the Public Investment Program (PIP) and its updates, to the House Committee on Appropriations, Senate Committee on Finance, and Committees on Economic Affairs of both Houses of Congress.

4. **Gross National Happiness.** The NEDA shall ensure that the implementation of projects and activities authorized under this Act should contribute towards the improvement of the level of happiness in the country as measured through the four pillars of the Bhutanese concept of gross national happiness - good governance, sustainable socio-economic development, preservation and promotion of culture, and environmental conservation.

5. **Low-Cost and Socialized Housing in the Vicinity of Train Stations.** In support of the Balik Probinsya Program in Luzon and consistent with regional spatial strategies, the NEDA, through its offices in Regions III, IV-A, V and NCR, shall support the Department of Human Settlements and Urban Development (DHSUD) and the Department of Transportation (DOTr) in increasing the scope for low-cost and socialized housing in the vicinity of train stations and along roads approaching the upcoming train stations. Among other things, NEDA may: (i) Update the definition of the project footprint for DOTr rail projects to include the specification of land parcels to be used for the resettlement of persons and communities displaced by government possession of project right-of-way; and (ii) Specify NG-LGU cost-sharing rules for projects that contribute both to increased train ridership and urban development around and towards the transit stations.

6. **Reporting and Posting Requirements.** The submission of the quarterly reports on its financial and physical accomplishments shall be in accordance with Section 99 of the General Provisions of this Act.

7. **Appropriations for Activities or Projects.** The amounts appropriated herein shall be used specifically for the following activities or projects in the indicated amounts and conditions:

New Appropriations, by Programs/Activities/Projects

|  | Current Operating Expenditures |  |                 |               |
|--|--------------------------------|--|-----------------|---------------|
|  | Personnel Services             | Maintenance and Other Operating Expenses | Capital Outlays | Total         |
| <b>PROGRAMS</b>                        |                                |  |                 |               |
| General Administration and Support     |                                |  |                 |               |
| General Management and Supervision     | P 296,384,000                  | P 146,145,000                            | P 266,940,000   | P 709,469,000 |
| National Capital Region (NCR)          | 124,811,000                    | 68,284,000                               | 218,960,000     | 412,055,000   |
| Central Office                         | 124,811,000                    | 68,284,000                               | 218,960,000     | 412,055,000   |
| Region I - Ilocos                      | 11,177,000                     | 4,328,000                                | 4,558,000       | 20,063,000    |
| Regional Office - I                    | 11,177,000                     | 4,328,000                                | 4,558,000       | 20,063,000    |
| Cordillera Administrative Region (CAR) | 9,769,000                      | 4,172,000                                | 5,358,000       | 19,299,000    |
| Regional Office - CAR                  | 9,769,000                      | 4,172,000                                | 5,358,000       | 19,299,000    |
| Region II - Cagayan Valley             | 12,820,000                     | 4,229,000                                | 4,008,000       | 21,057,000    |
| Regional Office - II                   | 12,820,000                     | 4,229,000                                | 4,008,000       | 21,057,000    |
| Region III - Central Luzon             | 11,021,000                     | 5,731,000                                | 2,008,000       | 18,760,000    |
| Regional Office - III                  | 11,021,000                     | 5,731,000                                | 2,008,000       | 18,760,000    |
| Region IVA - CALABARZON                | 10,044,000                     | 5,761,000                                | 3,058,000       | 18,863,000    |
| Regional Office - IVA                  | 10,044,000                     | 5,761,000                                | 3,058,000       | 18,863,000    |
| Region IVB - MIMAROPA                  | 9,047,000                      | 5,366,000                                | 3,208,000       | 17,621,000    |
| Regional Office - IVB                  | 9,047,000                      | 5,366,000                                | 3,208,000       | 17,621,000    |
| Region V - Bicol                       | 12,521,000                     | 3,246,000                                | 3,208,000       | 18,975,000    |
| Regional Office - V                    | 12,521,000                     | 3,246,000                                | 3,208,000       | 18,975,000    |
| Region VI - Western Visayas            | 11,326,000                     | 3,787,000                                | 3,208,000       | 18,321,000    |
| Regional Office - VI                   | 11,326,000                     | 3,787,000                                | 3,208,000       | 18,321,000    |
| Region VII - Central Visayas           | 11,782,000                     | 5,566,000                                | 2,008,000       | 19,356,000    |
| Regional Office - VII                  | 11,782,000                     | 5,566,000                                | 2,008,000       | 19,356,000    |
| Region VIII - Eastern Visayas          | 12,341,000                     | 5,057,000                                | 2,008,000       | 19,406,000    |
| Regional Office - VIII                 | 12,341,000                     | 5,057,000                                | 2,008,000       | 19,406,000    |
| Region IX - Zamboanga Peninsula        | 10,615,000                     | 7,771,000                                | 3,208,000       | 21,594,000    |

|   |                    |                    |                    |                    |
|---|--------------------|--------------------|--------------------|--------------------|
| Regional Office - IX                          | 10,615,000         | 7,771,000          | 3,208,000          | 21,594,000         |
| Region X - Northern Mindanao                  | <u>13,700,000</u>  | <u>3,922,000</u>   | <u>2,958,000</u>   | <u>20,580,000</u>  |
| Regional Office - X                           | 13,700,000         | 3,922,000          | 2,958,000          | 20,580,000         |
| Region XI - Davao                             | <u>10,239,000</u>  | <u>7,549,000</u>   | <u>3,218,000</u>   | <u>21,006,000</u>  |
| Regional Office - XI                          | 10,239,000         | 7,549,000          | 3,218,000          | 21,006,000         |
| Region XII - SOCCSKSARGEN                     | <u>12,557,000</u>  | <u>6,001,000</u>   | <u>3,208,000</u>   | <u>21,766,000</u>  |
| Regional Office - XII                         | 12,557,000         | 6,001,000          | 3,208,000          | 21,766,000         |
| Region XIII - Caraga                          | <u>12,614,000</u>  | <u>5,375,000</u>   | <u>2,758,000</u>   | <u>20,747,000</u>  |
| Regional Office - XIII                        | 12,614,000         | 5,375,000          | 2,758,000          | 20,747,000         |
| Legislative liaison services                  | <u>3,398,000</u>   | <u>733,000</u>     |                    | <u>4,131,000</u>   |
| National Capital Region (NCR)                 | <u>3,398,000</u>   | <u>733,000</u>     |                    | <u>4,131,000</u>   |
| Central Office                                | 3,398,000          | 733,000            |                    | 4,131,000          |
| Human resource development                    |                    | <u>723,000</u>     |                    | <u>723,000</u>     |
| National Capital Region (NCR)                 |                    | <u>723,000</u>     |                    | <u>723,000</u>     |
| Central Office                                |                    | 723,000            |                    | 723,000            |
| Administration of Personnel Benefits          | <u>1,326,000</u>   |                    |                    | <u>1,326,000</u>   |
| National Capital Region (NCR)                 | <u>117,000</u>     |                    |                    | <u>117,000</u>     |
| Central Office                                | 117,000            |                    |                    | 117,000            |
| Cordillera Administrative Region (CAR)        | <u>212,000</u>     |                    |                    | <u>212,000</u>     |
| Regional Office - CAR                         | 212,000            |                    |                    | 212,000            |
| Region III - Central Luzon                    | <u>310,000</u>     |                    |                    | <u>310,000</u>     |
| Regional Office - III                         | 310,000            |                    |                    | 310,000            |
| Region XI - Davao                             | <u>687,000</u>     |                    |                    | <u>687,000</u>     |
| Regional Office - XI                          | <u>687,000</u>     |                    |                    | <u>687,000</u>     |
| Sub-total, General Administration and Support | <u>301,108,000</u> | <u>147,601,000</u> | <u>266,940,000</u> | <u>715,649,000</u> |
| Support to Operations                         |                    |                    |                    |                    |
| Internal planning and management services     | <u>4,901,000</u>   | <u>3,378,000</u>   |                    | <u>8,279,000</u>   |
| National Capital Region (NCR)                 | <u>4,901,000</u>   | <u>3,378,000</u>   |                    | <u>8,279,000</u>   |
| Central Office                                | 4,901,000          | 3,378,000          |                    | 8,279,000          |

|   |             |             |             |
|---|-------------|-------------|-------------|
| Public relations, multimedia development, and knowledge management  | 15,527,000  | 3,817,000   | 19,344,000  |
| National Capital Region (NCR)   | 15,527,000  | 3,817,000   | 19,344,000  |
| Central Office  | 15,527,000  | 3,817,000   | 19,344,000  |
| Internal information and communications technology (ICT) services   | 18,090,000  | 2,003,000   | 20,093,000  |
| National Capital Region (NCR)   | 15,612,000  | 2,003,000   | 17,615,000  |
| Central Office  | 15,612,000  | 2,003,000   | 17,615,000  |
| Region VII - Central Visayas  | 1,021,000   |             | 1,021,000   |
| Regional Office - VII   | 1,021,000   |             | 1,021,000   |
| Region VIII - Eastern Visayas   | 1,021,000   |             | 1,021,000   |
| Regional Office - VIII  | 1,021,000   |             | 1,021,000   |
| Region XII - SOCCSKSARGEN   | 436,000     |             | 436,000     |
| Regional Office - XII   | 436,000     |             | 436,000     |
| Legal services  | 15,931,000  | 2,749,000   | 18,680,000  |
| National Capital Region (NCR)   | 15,931,000  | 2,749,000   | 18,680,000  |
| Central Office  | 15,931,000  | 2,749,000   | 18,680,000  |
| <b>Project(s)</b>   |             |             |             |
| Locally-Funded Project(s)   |             | 770,000     | 5,025,000   |
| Implementation of the Management Information System   |             | 770,000     | 5,025,000   |
| National Capital Region (NCR)   |             | 770,000     | 5,025,000   |
| Central Office  |             | 770,000     | 5,025,000   |
| Sub-total, Support to Operations  | 54,449,000  | 12,717,000  | 5,025,000   |
| <b>Operations</b>   |             |             |             |
| Sound economic and development management effected  | 562,898,000 | 369,154,000 | 932,052,000 |
| <b>SOCIO-ECONOMIC POLICY AND PLANNING PROGRAM</b>   | 287,831,000 | 254,530,000 | 542,361,000 |
| Coordination of Formulation and Updating of National, Inter-regional, Regional and Sectoral Socio-economic, Physical and Development Policies and Plans | 144,057,000 | 67,829,000  | 211,886,000 |
| National Capital Region (NCR)   | 67,816,000  | 60,173,000  | 127,989,000 |
| Central Office  | 67,816,000  | 60,173,000  | 127,989,000 |

|  |           |           |           |
|--|-----------|-----------|-----------|
| Region I - Ilocos                      | 4,373,000 | 746,000   | 5,119,000 |
| Regional Office - I                    | 4,373,000 | 746,000   | 5,119,000 |
| Cordillera Administrative Region (CAR) | 3,810,000 | 599,000   | 4,409,000 |
| Regional Office - CAR                  | 3,810,000 | 599,000   | 4,409,000 |
| Region II - Cagayan Valley             | 5,383,000 | 120,000   | 5,503,000 |
| Regional Office - II                   | 5,383,000 | 120,000   | 5,503,000 |
| Region III - Central Luzon             | 5,837,000 | 340,000   | 6,177,000 |
| Regional Office - III                  | 5,837,000 | 340,000   | 6,177,000 |
| Region IVA - CALABARZON                | 4,384,000 | 941,000   | 5,325,000 |
| Regional Office - IVA                  | 4,384,000 | 941,000   | 5,325,000 |
| Region IVB - MIMAROPA                  | 4,264,000 | 1,654,000 | 5,918,000 |
| Regional Office - IVB                  | 4,264,000 | 1,654,000 | 5,918,000 |
| Region V - Bicol                       | 5,837,000 | 193,000   | 6,030,000 |
| Regional Office - V                    | 5,837,000 | 193,000   | 6,030,000 |
| Region VI - Western Visayas            | 5,890,000 | 284,000   | 6,174,000 |
| Regional Office - VI                   | 5,890,000 | 284,000   | 6,174,000 |
| Region VII - Central Visayas           | 5,932,000 | 369,000   | 6,301,000 |
| Regional Office - VII                  | 5,932,000 | 369,000   | 6,301,000 |
| Region VIII - Eastern Visayas          | 5,853,000 | 672,000   | 6,525,000 |
| Regional Office - VIII                 | 5,853,000 | 672,000   | 6,525,000 |
| Region IX - Zamboanga Peninsula        | 7,472,000 | 465,000   | 7,937,000 |
| Regional Office - IX                   | 7,472,000 | 465,000   | 7,937,000 |
| Region X - Northern Mindanao           | 2,975,000 | 482,000   | 3,457,000 |
| Regional Office - X                    | 2,975,000 | 482,000   | 3,457,000 |
| Region XI - Davao                      | 4,443,000 | 257,000   | 4,700,000 |
| Regional Office - XI                   | 4,443,000 | 257,000   | 4,700,000 |
| Region XII - SOCCSKSARGEN              | 5,855,000 | 290,000   | 6,145,000 |
| Regional Office - XII                  | 5,855,000 | 290,000   | 6,145,000 |
| Region XIII - Caraga                   | 3,933,000 | 244,000   | 4,177,000 |
| Regional Office - XIII                 | 3,933,000 | 244,000   | 4,177,000 |



Provision of Technical and Secretariat Support  
Services to the NEDA Board and its Committees  
and other Inter-Agency Committees

|   |                   |                   |                    |
|---|-------------------|-------------------|--------------------|
|   | <u>9,157,000</u>  | <u>93,465,000</u> | <u>102,622,000</u> |
| National Capital Region (NCR)                                     | <u>9,157,000</u>  | <u>92,807,000</u> | <u>101,964,000</u> |
| Central Office  | 9,157,000         | 92,807,000        | 101,964,000        |
| Region III - Central Luzon  |                   | <u>21,000</u>     | <u>21,000</u>      |
| Regional Office - III   |                   | 21,000            | 21,000             |
| Region IVB - MIMAROPA   |                   | <u>84,000</u>     | <u>84,000</u>      |
| Regional Office - IVB   |                   | 84,000            | 84,000             |
| Region V - Bicol  |                   | <u>78,000</u>     | <u>78,000</u>      |
| Regional Office - V   |                   | 78,000            | 78,000             |
| Region VI - Western Visayas                                       |                   | <u>84,000</u>     | <u>84,000</u>      |
| Regional Office - VI  |                   | 84,000            | 84,000             |
| Region IX - Zamboanga Peninsula                                   |                   | <u>87,000</u>     | <u>87,000</u>      |
| Regional Office - IX  |                   | 87,000            | 87,000             |
| Region XI - Davao   |                   | <u>220,000</u>    | <u>220,000</u>     |
| Regional Office - XI  |                   | 220,000           | 220,000            |
| Region XII - SOCCSKSARGEN   |                   | <u>84,000</u>     | <u>84,000</u>      |
| Regional Office - XII   |                   | 84,000            | 84,000             |
| Provision of Support Services to<br>Regional Development Councils | <u>19,743,000</u> | <u>64,786,000</u> | <u>84,529,000</u>  |
| National Capital Region (NCR)                                     |                   | <u>825,000</u>    | <u>825,000</u>     |
| Central Office  |                   | 825,000           | 825,000            |
| Region I - Ilocos   | <u>1,626,000</u>  | <u>3,233,000</u>  | <u>4,859,000</u>   |
| Regional Development Council - I                                  | 1,626,000         | 3,233,000         | 4,859,000          |
| Cordillera Administrative Region (CAR)                            | <u>2,097,000</u>  | <u>15,307,000</u> | <u>17,404,000</u>  |
| Regional Office - CAR   |                   | 44,000            | 44,000             |
| Regional Development Council - CAR                                | 2,097,000         | 15,263,000        | 17,360,000         |
| Region II - Cagayan Valley  | <u>588,000</u>    | <u>3,450,000</u>  | <u>4,038,000</u>   |
| Regional Office - II  |                   | 48,000            | 48,000             |
| Regional Development Council - II                                 | 588,000           | 3,402,000         | 3,990,000          |

|                                     |                  |                  |                  |
|-------------------------------------|------------------|------------------|------------------|
| Region III - Central Luzon          | <u>490,000</u>   | <u>2,844,000</u> | <u>3,334,000</u> |
| Regional Office - III               |                  | 24,000           | 24,000           |
| Regional Development Council - III  | 490,000          | 2,820,000        | 3,310,000        |
| Region IVA - CALABARZON             | <u>1,481,000</u> | <u>5,023,000</u> | <u>6,504,000</u> |
| Regional Office - IVA               |                  | 85,000           | 85,000           |
| Regional Development Council - IVA  | 1,481,000        | 4,938,000        | 6,419,000        |
| Region IVB - MIMAROPA               | <u>808,000</u>   | <u>3,298,000</u> | <u>4,106,000</u> |
| Regional Office - IVB               |                  | 54,000           | 54,000           |
| Regional Development Council - IVB  | 808,000          | 3,244,000        | 4,052,000        |
| Region V - Bicol                    | <u>766,000</u>   | <u>3,513,000</u> | <u>4,279,000</u> |
| Regional Office - V                 |                  | 70,000           | 70,000           |
| Regional Development Council - V    | 766,000          | 3,443,000        | 4,209,000        |
| Region VI - Western Visayas         | <u>1,223,000</u> | <u>3,192,000</u> | <u>4,415,000</u> |
| Regional Office - VI                |                  | 36,000           | 36,000           |
| Regional Development Council - VI   | 1,223,000        | 3,156,000        | 4,379,000        |
| Region VII - Central Visayas        | <u>1,218,000</u> | <u>3,704,000</u> | <u>4,922,000</u> |
| Regional Development Council - VII  | 1,218,000        | 3,704,000        | 4,922,000        |
| Region VIII - Eastern Visayas       | <u>1,857,000</u> | <u>3,848,000</u> | <u>5,705,000</u> |
| Regional Office - VIII              |                  | 161,000          | 161,000          |
| Regional Development Council - VIII | 1,857,000        | 3,687,000        | 5,544,000        |
| Region IX - Zamboanga Peninsula     | <u>1,712,000</u> | <u>3,365,000</u> | <u>5,077,000</u> |
| Regional Office - IX                |                  | 156,000          | 156,000          |
| Regional Development Council - IX   | 1,712,000        | 3,209,000        | 4,921,000        |
| Region X - Northern Mindanao        | <u>1,563,000</u> | <u>3,259,000</u> | <u>4,822,000</u> |
| Regional Office - X                 |                  | 97,000           | 97,000           |
| Regional Development Council - X    | 1,563,000        | 3,162,000        | 4,725,000        |
| Region XI - Davao                   | <u>956,000</u>   | <u>3,321,000</u> | <u>4,277,000</u> |
| Regional Office - XI                |                  | 49,000           | 49,000           |
| Regional Development Council - XI   | 956,000          | 3,272,000        | 4,228,000        |
| Region XII - SOCCSKSARGEN           | <u>1,642,000</u> | <u>3,296,000</u> | <u>4,938,000</u> |

|   |                    |                   |                    |
|---|--------------------|-------------------|--------------------|
| Regional Office - XII   |                    | 29,000            | 29,000             |
| Regional Development Council - XII  | 1,642,000          | 3,267,000         | 4,909,000          |
| Region XIII - Caraga  | <u>1,716,000</u>   | <u>3,308,000</u>  | <u>5,024,000</u>   |
| Regional Office - XIII  |                    | 76,000            | 76,000             |
| Regional Development Council - XIII   | 1,716,000          | 3,232,000         | 4,948,000          |
| Provision of Advisory Services and Assistance to the President, Cabinet, Congress, Inter-Agency Bodies, and other Government Entities and Instrumentalities on Socio-Economic and Development Matters | <u>114,874,000</u> | <u>11,267,000</u> | <u>126,141,000</u> |
| National Capital Region (NCR)   | <u>36,845,000</u>  | <u>7,651,000</u>  | <u>44,496,000</u>  |
| Central Office  | 36,845,000         | 7,651,000         | 44,496,000         |
| Region I - Ilocos   | <u>5,941,000</u>   | <u>432,000</u>    | <u>6,373,000</u>   |
| Regional Office - I   | 5,941,000          | 432,000           | 6,373,000          |
| Cordillera Administrative Region (CAR)  | <u>4,705,000</u>   | <u>293,000</u>    | <u>4,998,000</u>   |
| Regional Office - CAR   | 4,705,000          | 293,000           | 4,998,000          |
| Region II - Cagayan Valley  | <u>5,338,000</u>   | <u>82,000</u>     | <u>5,420,000</u>   |
| Regional Office - II  | 5,338,000          | 82,000            | 5,420,000          |
| Region III - Central Luzon  | <u>5,447,000</u>   | <u>277,000</u>    | <u>5,724,000</u>   |
| Regional Office - III   | 5,447,000          | 277,000           | 5,724,000          |
| Region IVA - CALABARZON   | <u>5,809,000</u>   | <u>679,000</u>    | <u>6,488,000</u>   |
| Regional Office - IVA   | 5,809,000          | 679,000           | 6,488,000          |
| Region IVB - MIMAROPA   | <u>5,798,000</u>   | <u>132,000</u>    | <u>5,930,000</u>   |
| Regional Office - IVB   | 5,798,000          | 132,000           | 5,930,000          |
| Region V - Bicol  | <u>5,338,000</u>   | <u>238,000</u>    | <u>5,576,000</u>   |
| Regional Office - V   | 5,338,000          | 238,000           | 5,576,000          |
| Region VI - Western Visayas   | <u>5,381,000</u>   | <u>189,000</u>    | <u>5,570,000</u>   |
| Regional Office - VI  | 5,381,000          | 189,000           | 5,570,000          |
| Region VII - Central Visayas  | <u>5,366,000</u>   | <u>429,000</u>    | <u>5,795,000</u>   |
| Regional Office - VII   | 5,366,000          | 429,000           | 5,795,000          |
| Region VIII - Eastern Visayas   | <u>6,504,000</u>   | <u>411,000</u>    | <u>6,915,000</u>   |
| Regional Office - VIII  | 6,504,000          | 411,000           | 6,915,000          |

|   |             |            |             |
|---|-------------|------------|-------------|
| Region IX - Zamboanga Peninsula   | 3,378,000   | 163,000    | 3,541,000   |
| Regional Office - IX  | 3,378,000   | 163,000    | 3,541,000   |
| Region X - Northern Mindanao  | 4,732,000   | 78,000     | 4,810,000   |
| Regional Office - X   | 4,732,000   | 78,000     | 4,810,000   |
| Region XI - Davao   | 2,585,000   | 86,000     | 2,671,000   |
| Regional Office - XI  | 2,585,000   | 86,000     | 2,671,000   |
| Region XII - SOCCSKSARGEN   | 5,841,000   | 47,000     | 5,888,000   |
| Regional Office - XII   | 5,841,000   | 47,000     | 5,888,000   |
| Region XIII - Caraga  | 5,866,000   | 80,000     | 5,946,000   |
| Regional Office - XIII  | 5,866,000   | 80,000     | 5,946,000   |
| <b>Project(s)</b>   |             |            |             |
| Locally-Funded Project(s)   |             | 17,183,000 | 17,183,000  |
| Provision of Secretariat Services to the<br>National Innovation Council   |             | 17,183,000 | 17,183,000  |
| National Capital Region (NCR)   |             | 17,183,000 | 17,183,000  |
| Central Office  |             | 17,183,000 | 17,183,000  |
| <b>NATIONAL INVESTMENT PROGRAMMING PROGRAM</b>  | 147,176,000 | 23,885,000 | 171,061,000 |
| Provision of Technical and Secretariat Support<br>Services to the Investment Coordination<br>Committee and the Infrastructure Committee | 3,704,000   | 989,000    | 4,693,000   |
| National Capital Region (NCR)   | 3,704,000   | 989,000    | 4,693,000   |
| Central Office  | 3,704,000   | 989,000    | 4,693,000   |
| Coordination of the Formulation and<br>Updating of Public Investment Programs   | 114,063,000 | 8,780,000  | 122,843,000 |
| National Capital Region (NCR)   | 34,544,000  | 3,510,000  | 38,054,000  |
| Central Office  | 34,544,000  | 3,510,000  | 38,054,000  |
| Region I - Ilocos   | 5,919,000   | 364,000    | 6,283,000   |
| Regional Office - I   | 5,919,000   | 364,000    | 6,283,000   |
| Cordillera Administrative Region (CAR)  | 5,953,000   | 271,000    | 6,224,000   |
| Regional Office - CAR   | 5,953,000   | 271,000    | 6,224,000   |
| Region II - Cagayan Valley  | 5,775,000   | 147,000    | 5,922,000   |
| Regional Office - II  | 5,775,000   | 147,000    | 5,922,000   |

|  |            |           |            |
|--|------------|-----------|------------|
| Region III - Central Luzon   | 5,468,000  | 316,000   | 5,784,000  |
| Regional Office - III  | 5,468,000  | 316,000   | 5,784,000  |
| Region IVA - CALABARZON  | 5,408,000  | 984,000   | 6,392,000  |
| Regional Office - IVA  | 5,408,000  | 984,000   | 6,392,000  |
| Region IVB - MIMAROPA  | 3,698,000  | 455,000   | 4,153,000  |
| Regional Office - IVB  | 3,698,000  | 455,000   | 4,153,000  |
| Region V - Bicol   | 5,449,000  | 183,000   | 5,632,000  |
| Regional Office - V  | 5,449,000  | 183,000   | 5,632,000  |
| Region VI - Western Visayas  | 5,444,000  | 119,000   | 5,563,000  |
| Regional Office - VI   | 5,444,000  | 119,000   | 5,563,000  |
| Region VII - Central Visayas   | 3,944,000  | 433,000   | 4,377,000  |
| Regional Office - VII  | 3,944,000  | 433,000   | 4,377,000  |
| Region VIII - Eastern Visayas  | 4,240,000  | 508,000   | 4,748,000  |
| Regional Office - VIII   | 4,240,000  | 508,000   | 4,748,000  |
| Region IX - Zamboanga Peninsula  | 5,902,000  | 540,000   | 6,442,000  |
| Regional Office - IX   | 5,902,000  | 540,000   | 6,442,000  |
| Region X - Northern Mindanao   | 5,126,000  | 354,000   | 5,480,000  |
| Regional Office - X  | 5,126,000  | 354,000   | 5,480,000  |
| Region XI - Davao  | 5,380,000  | 221,000   | 5,601,000  |
| Regional Office - XI   | 5,380,000  | 221,000   | 5,601,000  |
| Region XII - SOCCSKSARGEN  | 5,976,000  | 279,000   | 6,255,000  |
| Regional Office - XII  | 5,976,000  | 279,000   | 6,255,000  |
| Region XIII - Caraga   | 5,837,000  | 96,000    | 5,933,000  |
| Regional Office - XIII   | 5,837,000  | 96,000    | 5,933,000  |
| Appraisal of Proposed Projects for Official<br>Development Assistance, Local Financing, and<br>for Public-Private Partnership Implementation | 12,609,000 | 2,528,000 | 15,137,000 |
| National Capital Region (NCR)  | 12,609,000 | 2,528,000 | 15,137,000 |
| Central Office   | 12,609,000 | 2,528,000 | 15,137,000 |
| Coordination of the Programming of Official<br>Development Assistance in the Form of Grants<br>and Concessional Loans                        | 16,800,000 | 2,968,000 | 19,768,000 |

|   |             |            |             |
|---|-------------|------------|-------------|
| National Capital Region (NCR)   | 16,800,000  | 2,968,000  | 19,768,000  |
| Central Office  | 16,800,000  | 2,968,000  | 19,768,000  |
| <b>Project(s)</b>   |             |            |             |
| Locally-Funded Project(s)   |             | 8,620,000  | 8,620,000   |
| Value Engineering/Value Analysis (VE/VA) Project  |             | 8,620,000  | 8,620,000   |
| National Capital Region (NCR)   |             | 8,620,000  | 8,620,000   |
| Central Office  |             | 8,620,000  | 8,620,000   |
| <b>NATIONAL DEVELOPMENT MONITORING AND EVALUATION PROGRAM</b>                             | 127,891,000 | 90,739,000 | 218,630,000 |
| Monitoring and Evaluation of the Implementation of Plans, Programs, Policies and Projects | 127,891,000 | 89,007,000 | 216,898,000 |
| National Capital Region (NCR)   | 45,250,000  | 77,174,000 | 122,424,000 |
| Central Office  | 45,250,000  | 77,174,000 | 122,424,000 |
| Region I - Ilocos   | 4,752,000   | 839,000    | 5,591,000   |
| Regional Office - I   | 4,752,000   | 355,000    | 5,107,000   |
| Regional Development Council - I  |             | 484,000    | 484,000     |
| Cordillera Administrative Region (CAR)  | 5,992,000   | 613,000    | 6,605,000   |
| Regional Office - CAR   | 5,992,000   | 141,000    | 6,133,000   |
| Regional Development Council - CAR  |             | 472,000    | 472,000     |
| Region II - Cagayan Valley  | 5,805,000   | 541,000    | 6,346,000   |
| Regional Office - II  | 5,805,000   | 82,000     | 5,887,000   |
| Regional Development Council - II   |             | 459,000    | 459,000     |
| Region III - Central Luzon  | 6,015,000   | 765,000    | 6,780,000   |
| Regional Office - III   | 6,015,000   | 280,000    | 6,295,000   |
| Regional Development Council - III  |             | 485,000    | 485,000     |
| Region IVA - CALABARZON   | 5,328,000   | 1,269,000  | 6,597,000   |
| Regional Office - IVA   | 5,328,000   | 311,000    | 5,639,000   |
| Regional Development Council - IVA  |             | 958,000    | 958,000     |
| Region IVB - MIMAROPA   | 4,863,000   | 556,000    | 5,419,000   |
| Regional Office - IVB   | 4,863,000   | 240,000    | 5,103,000   |
| Regional Development Council - IVB  |             | 316,000    | 316,000     |

|   |                  |                  |                  |
|---|------------------|------------------|------------------|
| Region V - Bicol  | <u>5,891,000</u> | <u>821,000</u>   | <u>6,712,000</u> |
| Regional Office - V   | 5,891,000        | 163,000          | 6,054,000        |
| Regional Development Council - V  |                  | 658,000          | 658,000          |
| Region VI - Western Visayas   | <u>5,893,000</u> | <u>740,000</u>   | <u>6,633,000</u> |
| Regional Office - VI  | 5,893,000        | 174,000          | 6,067,000        |
| Regional Development Council - VI   |                  | 566,000          | 566,000          |
| Region VII - Central Visayas  | <u>4,569,000</u> | <u>1,016,000</u> | <u>5,585,000</u> |
| Regional Office - VII   | 4,569,000        | 332,000          | 4,901,000        |
| Regional Development Council - VII  |                  | 684,000          | 684,000          |
| Region VIII - Eastern Visayas   | <u>4,648,000</u> | <u>956,000</u>   | <u>5,604,000</u> |
| Regional Office - VIII  | 4,648,000        | 239,000          | 4,887,000        |
| Regional Development Council - VIII   |                  | 717,000          | 717,000          |
| Region IX - Zamboanga Peninsula   | <u>5,329,000</u> | <u>947,000</u>   | <u>6,276,000</u> |
| Regional Office - IX  | 5,329,000        | 173,000          | 5,502,000        |
| Regional Development Council - IX   |                  | 774,000          | 774,000          |
| Region X - Northern Mindanao  | <u>5,818,000</u> | <u>939,000</u>   | <u>6,757,000</u> |
| Regional Office - X   | 5,818,000        | 74,000           | 5,892,000        |
| Regional Development Council - X  |                  | 865,000          | 865,000          |
| Region XI - Davao   | <u>5,851,000</u> | <u>701,000</u>   | <u>6,552,000</u> |
| Regional Office - XI  | 5,851,000        | 72,000           | 5,923,000        |
| Regional Development Council - XI   |                  | 629,000          | 629,000          |
| Region XII - SOCCSKSARGEN   | <u>5,978,000</u> | <u>536,000</u>   | <u>6,514,000</u> |
| Regional Office - XII   | 5,978,000        | 30,000           | 6,008,000        |
| Regional Development Council - XII  |                  | 506,000          | 506,000          |
| Region XIII - Caraga  | <u>5,909,000</u> | <u>594,000</u>   | <u>6,503,000</u> |
| Regional Office - XIII  | 5,909,000        | 58,000           | 5,967,000        |
| Regional Development Council - XIII   |                  | 536,000          | 536,000          |
| Evaluation Services Pursuant to Laws, Rules<br>and Regulations, and other Issuances |                  | <u>1,732,000</u> | <u>1,732,000</u> |
| National Capital Region (NCR)   |                  | <u>1,732,000</u> | <u>1,732,000</u> |
| Central Office  |                  | <u>1,732,000</u> | <u>1,732,000</u> |

|   |                      |                      |                      |                        |
|---|----------------------|----------------------|----------------------|------------------------|
| Sub-total, Operations                                       | 562,898,000          | 369,154,000          |                      | 932,052,000            |
| <b>TOTAL NEW APPROPRIATIONS</b>                             | <b>P 918,455,000</b> | <b>P 529,472,000</b> | <b>P 271,965,000</b> | <b>P 1,719,892,000</b> |
| <b><u>New Appropriations, by Object of Expenditures</u></b> |                      |                      |                      |                        |
| <b>(In Thousand Pesos)</b>                                  |                      |                      |                      |                        |
| <b>Current Operating Expenditures</b>                       |                      |                      |                      |                        |
| <b>Personnel Services</b>                                   |                      |                      |                      |                        |
| <b>Civilian Personnel</b>                                   |                      |                      |                      |                        |
| <b>Permanent Positions</b>                                  |                      |                      |                      |                        |
| Basic Salary  |                      |                      |                      | 685,521                |
| Total Permanent Positions                                   |                      |                      |                      | 685,521                |
| <b>Other Compensation Common to All</b>                     |                      |                      |                      |                        |
| Personnel Economic Relief Allowance                         |                      |                      |                      | 27,360                 |
| Representation Allowance                                    |                      |                      |                      | 11,880                 |
| Transportation Allowance                                    |                      |                      |                      | 11,880                 |
| Clothing and Uniform Allowance                              |                      |                      |                      | 6,840                  |
| Mid-Year Bonus - Civilian                                   |                      |                      |                      | 57,130                 |
| Year End Bonus  |                      |                      |                      | 57,130                 |
| Cash Gift   |                      |                      |                      | 5,700                  |
| Per Diems   |                      |                      |                      | 32,931                 |
| Productivity Enhancement Incentive                          |                      |                      |                      | 5,700                  |
| Step Increment  |                      |                      |                      | 1,713                  |
| Total Other Compensation Common to All                      |                      |                      |                      | 218,264                |
| <b>Other Benefits</b>                                       |                      |                      |                      |                        |
| PAG-IBIG Contributions                                      |                      |                      |                      | 1,354                  |
| PhilHealth Contributions                                    |                      |                      |                      | 10,636                 |
| Employees Compensation Insurance Premiums                   |                      |                      |                      | 1,354                  |
| Terminal Leave  |                      |                      |                      | 1,326                  |
| Total Other Benefits  |                      |                      |                      | 14,670                 |
| Total Personnel Services                                    |                      |                      |                      | 918,455                |
| <b>Maintenance and Other Operating Expenses</b>             |                      |                      |                      |                        |
| Travelling Expenses   |                      |                      |                      | 45,989                 |
| Training and Scholarship Expenses                           |                      |                      |                      | 24,424                 |
| Supplies and Materials Expenses                             |                      |                      |                      | 48,657                 |
| Utility Expenses  |                      |                      |                      | 35,069                 |
| Communication Expenses                                      |                      |                      |                      | 24,732                 |
| Survey, Research, Exploration and Development Expenses      |                      |                      |                      | 40,763                 |
| Confidential, Intelligence and Extraordinary Expenses       |                      |                      |                      |                        |
| Extraordinary and Miscellaneous Expenses                    |                      |                      |                      | 5,432                  |
| Professional Services                                       |                      |                      |                      | 90,029                 |
| General Services  |                      |                      |                      | 77,612                 |
| Repairs and Maintenance                                     |                      |                      |                      | 19,805                 |
| Taxes, Insurance Premiums and Other Fees                    |                      |                      |                      | 6,658                  |



|  |           |
|--|-----------|
| Other Maintenance and Operating Expenses           |           |
| Advertising Expenses                               | 508       |
| Printing and Publication Expenses                  | 7,339     |
| Representation Expenses                            | 53,666    |
| Transportation and Delivery Expenses               | 493       |
| Rent/Lease Expenses                                | 9,485     |
| Membership Dues and Contributions to Organizations | 608       |
| Subscription Expenses                              | 38,104    |
| Other Maintenance and Operating Expenses           | 99        |
| Total Maintenance and Other Operating Expenses     | 529,472   |
| Total Current Operating Expenditures               | 1,447,927 |
| Capital Outlays                                    |           |
| Property, Plant and Equipment Outlay               |           |
| Buildings and Other Structures Outlay              | 176,089   |
| Machinery and Equipment Outlay                     | 34,416    |
| Transportation and Equipment Outlay                | 61,460    |
| Total Capital Outlays                              | 271,965   |
| TOTAL NEW APPROPRIATIONS                           | 1,719,892 |

**B. COMMISSION ON POPULATION AND DEVELOPMENT**

For general administration and support, and operations, as indicated hereunder . . . . . P 520,991,000

New Appropriations, by Program

|  | Current Operating Expenditures |  |                     |                      |
|--|--------------------------------|--|---------------------|----------------------|
|  | Personnel Services             | Maintenance and Other Operating Expenses | Capital Outlays     | Total                |
| <b>PROGRAMS</b>                          |                                |  |                     |                      |
| General Administration and Support       | P 111,468,000                  | P 80,262,000                             | P 13,440,000        | P 205,170,000        |
| Operations                               | 113,759,000                    | 202,062,000                              |                     | 315,821,000          |
| PHILIPPINE POPULATION MANAGEMENT PROGRAM | 113,759,000                    | 202,062,000                              |                     | 315,821,000          |
| TOTAL NEW APPROPRIATIONS                 | P <u>225,227,000</u>           | P <u>282,324,000</u>                     | P <u>13,440,000</u> | P <u>520,991,000</u> |

**Special Provision(s)**

1. **Social Protection Program for Adolescent Mothers and Their Children.** The Commission on Population and Development (CPD) and the Department of Social Welfare and Development (DSWD) shall formulate and implement the Social Protection Program for Adolescent Mothers and Their Children (SPPAMC).

The CPD may also request financial assistance from DSWD under its Social Protection Program to implement approved interventions which may be transferred to and managed by CPD subject to conditions under a Memorandum of Agreement and existing government accounting rules and regulations. The CPD shall also recommend policy measures towards the institutionalization of SPPAMC as an integral part of the Social Protection Program in the country.

2. **Reporting and Posting Requirements.** The submission of the quarterly reports on its financial and physical accomplishments shall be in accordance with Section 99 of the General Provisions of this Act.

3. **Appropriations for Activities or Projects.** The amounts appropriated herein shall be used specifically for the following activities or projects in the indicated amounts and conditions:

New Appropriations, by Programs/Activities/Projects

|  | <u>Current Operating Expenditures</u> |   |                        |               |
|--|---------------------------------------|---|------------------------|---------------|
|  | <u>Personnel Services</u>             | <u>Maintenance and<br/>Other Operating<br/>Expenses</u> | <u>Capital Outlays</u> | <u>Total</u>  |
| <b>PROGRAMS</b>                        |                                       |   |                        |               |
| General Administration and Support     |                                       |   |                        |               |
| General Management and Supervision     | P 108,405,000                         | P 80,262,000  | P 13,440,000           | P 202,107,000 |
| National Capital Region (NCR)          | 41,779,000                            | 49,065,000  | 13,440,000             | 104,284,000   |
| Central Office                         | 37,004,000                            | 47,418,000  | 13,440,000             | 97,862,000    |
| National Capital Region                | 4,775,000                             | 1,647,000   |                        | 6,422,000     |
| Region I - Ilocos                      | 5,113,000                             | 2,550,000   |                        | 7,663,000     |
| Regional Office - I                    | 5,113,000                             | 2,550,000   |                        | 7,663,000     |
| Cordillera Administrative Region (CAR) | 4,719,000                             | 2,247,000   |                        | 6,966,000     |
| Regional Office - CAR                  | 4,719,000                             | 2,247,000   |                        | 6,966,000     |
| Region II - Cagayan Valley             | 4,640,000                             | 2,198,000   |                        | 6,838,000     |
| Regional Office - II                   | 4,640,000                             | 2,198,000   |                        | 6,838,000     |
| Region III - Central Luzon             | 4,375,000                             | 1,870,000   |                        | 6,245,000     |
| Regional Office - III                  | 4,375,000                             | 1,870,000   |                        | 6,245,000     |
| Region IVA - CALABARZON                | 4,663,000                             | 3,052,000   |                        | 7,715,000     |
| Regional Office - IVA                  | 4,663,000                             | 3,052,000   |                        | 7,715,000     |
| Region IVB - MIMAROPA                  | 1,364,000                             | 766,000   |                        | 2,130,000     |
| Regional Office - IVB                  | 1,364,000                             | 766,000   |                        | 2,130,000     |
| Region V - Bicol                       | 4,892,000                             | 1,610,000   |                        | 6,502,000     |
| Regional Office - V                    | 4,892,000                             | 1,610,000   |                        | 6,502,000     |
| Region VI - Western Visayas            | 4,481,000                             | 2,649,000   |                        | 7,130,000     |
| Regional Office - VI                   | 4,481,000                             | 2,649,000   |                        | 7,130,000     |
| Region VII - Central Visayas           | 4,325,000                             | 1,865,000   |                        | 6,190,000     |
| Regional Office - VII                  | 4,325,000                             | 1,865,000   |                        | 6,190,000     |

|   |             |             |             |
|---|-------------|-------------|-------------|
| Region VIII - Eastern Visayas                                     | 5,009,000   | 2,286,000   | 7,295,000   |
| Regional Office - VIII  | 5,009,000   | 2,286,000   | 7,295,000   |
| Region IX - Zamboanga Peninsula                                   | 3,705,000   | 2,417,000   | 6,122,000   |
| Regional Office - IX  | 3,705,000   | 2,417,000   | 6,122,000   |
| Region X - Northern Mindanao                                      | 4,485,000   | 1,804,000   | 6,289,000   |
| Regional Office - X   | 4,485,000   | 1,804,000   | 6,289,000   |
| Region XI - Davao   | 4,712,000   | 2,263,000   | 6,975,000   |
| Regional Office - XI  | 4,712,000   | 2,263,000   | 6,975,000   |
| Region XII - SOCCSKSARGEN   | 4,855,000   | 1,700,000   | 6,555,000   |
| Regional Office - XII   | 4,855,000   | 1,700,000   | 6,555,000   |
| Region XIII - Caraga  | 5,288,000   | 1,920,000   | 7,208,000   |
| Regional Office - XIII  | 5,288,000   | 1,920,000   | 7,208,000   |
| Administration of Personnel Benefits                              | 3,063,000   |             | 3,063,000   |
| Region I - Ilocos   | 345,000     |             | 345,000     |
| Regional Office - I   | 345,000     |             | 345,000     |
| Region II - Cagayan   | 903,000     |             | 903,000     |
| Regional Office - II  | 903,000     |             | 903,000     |
| Region III - Central Luzon  | 1,181,000   |             | 1,181,000   |
| Regional Office - III   | 1,181,000   |             | 1,181,000   |
| Region VIII - Eastern Visayas                                     | 235,000     |             | 235,000     |
| Regional Office - VIII  | 235,000     |             | 235,000     |
| Region XII - SOCCSKSARGEN   | 338,000     |             | 338,000     |
| Regional Office - XII   | 338,000     |             | 338,000     |
| Region XIII - Caraga  | 61,000      |             | 61,000      |
| Regional Office - XIII  | 61,000      |             | 61,000      |
| Sub-total, General Administration and Support                     | 111,468,000 | 80,262,000  | 13,440,000  |
| 205,170,000   |             |             |             |
| Operations  |             |             |             |
| Access to population management information and services improved | 113,759,000 | 202,062,000 | 315,821,000 |
| PHILIPPINE POPULATION MANAGEMENT PROGRAM                          | 113,759,000 | 202,062,000 | 315,821,000 |

|  |                   |                   |                   |
|--|-------------------|-------------------|-------------------|
| Coordination and Development of Population Policy and Programs | <u>76,205,000</u> | <u>15,031,000</u> | <u>91,236,000</u> |
| National Capital Region (NCR)                                  | <u>17,808,000</u> | <u>8,015,000</u>  | <u>25,823,000</u> |
| Central Office   | 15,365,000        | 7,712,000         | 23,077,000        |
| National Capital Region  | 2,443,000         | 303,000           | 2,746,000         |
| Region I - Ilocos  | <u>4,177,000</u>  | <u>1,143,000</u>  | <u>5,320,000</u>  |
| Regional Office - I  | 4,177,000         | 1,143,000         | 5,320,000         |
| Cordillera Administrative Region (CAR)                         | <u>3,196,000</u>  | <u>466,000</u>    | <u>3,662,000</u>  |
| Regional Office - CAR  | 3,196,000         | 466,000           | 3,662,000         |
| Region II - Cagayan Valley                                     | <u>4,143,000</u>  | <u>570,000</u>    | <u>4,713,000</u>  |
| Regional Office - II   | 4,143,000         | 570,000           | 4,713,000         |
| Region III - Central Luzon                                     | <u>4,143,000</u>  | <u>485,000</u>    | <u>4,628,000</u>  |
| Regional Office - III  | 4,143,000         | 485,000           | 4,628,000         |
| Region IVA - CALABARZON  | <u>3,744,000</u>  | <u>632,000</u>    | <u>4,376,000</u>  |
| Regional Office - IVA  | 3,744,000         | 632,000           | 4,376,000         |
| Region IVB - MIMAROPA  | <u>5,183,000</u>  |                   | <u>5,183,000</u>  |
| Regional Office - IVB  | 5,183,000         |                   | 5,183,000         |
| Region V - Bicol   | <u>4,175,000</u>  | <u>554,000</u>    | <u>4,729,000</u>  |
| Regional Office - V  | 4,175,000         | 554,000           | 4,729,000         |
| Region VI - Western Visayas                                    | <u>3,606,000</u>  | <u>371,000</u>    | <u>3,977,000</u>  |
| Regional Office - VI   | 3,606,000         | 371,000           | 3,977,000         |
| Region VII - Central Visayas                                   | <u>3,052,000</u>  | <u>173,000</u>    | <u>3,225,000</u>  |
| Regional Office - VII  | 3,052,000         | 173,000           | 3,225,000         |
| Region VIII - Eastern Visayas                                  | <u>3,738,000</u>  | <u>265,000</u>    | <u>4,003,000</u>  |
| Regional Office - VIII   | 3,738,000         | 265,000           | 4,003,000         |
| Region IX - Zamboanga Peninsula                                | <u>3,488,000</u>  | <u>266,000</u>    | <u>3,754,000</u>  |
| Regional Office - IX   | 3,488,000         | 266,000           | 3,754,000         |
| Region X - Northern Mindanao                                   | <u>2,985,000</u>  | <u>221,000</u>    | <u>3,206,000</u>  |
| Regional Office - X  | 2,985,000         | 221,000           | 3,206,000         |
| Region XI - Davao  | <u>3,455,000</u>  | <u>929,000</u>    | <u>4,384,000</u>  |

|  |                   |                   |                   |
|--|-------------------|-------------------|-------------------|
| Regional Office - XI   | 3,455,000         | 929,000           | 4,384,000         |
| Region XII - SOCCSKSARGEN  | <u>4,290,000</u>  | <u>676,000</u>    | <u>4,966,000</u>  |
| Regional Office - XII  | 4,290,000         | 676,000           | 4,966,000         |
| Region XIII - Caraga   | <u>5,022,000</u>  | <u>265,000</u>    | <u>5,287,000</u>  |
| Regional Office - XIII   | 5,022,000         | 265,000           | 5,287,000         |
| Support to the implementation of approved<br>national, sectoral, regional and local<br>population plans and programs | <u>37,554,000</u> | <u>29,952,000</u> | <u>67,506,000</u> |
| National Capital Region (NCR)  | <u>14,369,000</u> | <u>22,619,000</u> | <u>36,988,000</u> |
| Central Office   | 12,718,000        | 21,902,000        | 34,620,000        |
| National Capital Region  | 1,651,000         | 717,000           | 2,368,000         |
| Region I - Ilocos  | <u>1,651,000</u>  | <u>1,066,000</u>  | <u>2,717,000</u>  |
| Regional Office - I  | 1,651,000         | 1,066,000         | 2,717,000         |
| Cordillera Administrative Region (CAR)   | <u>1,651,000</u>  | <u>622,000</u>    | <u>2,273,000</u>  |
| Regional Office - CAR  | 1,651,000         | 622,000           | 2,273,000         |
| Region II - Cagayan Valley   | <u>1,651,000</u>  | <u>985,000</u>    | <u>2,636,000</u>  |
| Regional Office - II   | 1,651,000         | 985,000           | 2,636,000         |
| Region III - Central Luzon   | <u>1,651,000</u>  | <u>364,000</u>    | <u>2,015,000</u>  |
| Regional Office - III  | 1,651,000         | 364,000           | 2,015,000         |
| Region IVA - CALABARZON  | <u>1,651,000</u>  | <u>306,000</u>    | <u>1,957,000</u>  |
| Regional Office - IVA  | 1,651,000         | 306,000           | 1,957,000         |
| Region IVB - MIMAROPA  |                   | <u>116,000</u>    | <u>116,000</u>    |
| Regional Office - IVB  |                   | 116,000           | 116,000           |
| Region V - Bicol   | <u>1,651,000</u>  | <u>380,000</u>    | <u>2,031,000</u>  |
| Regional Office - V  | 1,651,000         | 380,000           | 2,031,000         |
| Region VI - Western Visayas  | <u>1,651,000</u>  | <u>500,000</u>    | <u>2,151,000</u>  |
| Regional Office - VI   | 1,651,000         | 500,000           | 2,151,000         |
| Region VII - Central Visayas   | <u>1,651,000</u>  | <u>499,000</u>    | <u>2,150,000</u>  |
| Regional Office - VII  | 1,651,000         | 499,000           | 2,150,000         |
| Region VIII - Eastern Visayas  | <u>1,651,000</u>  | <u>189,000</u>    | <u>1,840,000</u>  |
| Regional Office - VIII   | 1,651,000         | 189,000           | 1,840,000         |

|   |                  |                    |                    |
|---|------------------|--------------------|--------------------|
| Region IX - Zamboanga Peninsula   | <u>1,651,000</u> | <u>278,000</u>     | <u>1,929,000</u>   |
| Regional Office - IX  | 1,651,000        | 278,000            | 1,929,000          |
| Region X - Northern Mindanao  | <u>1,651,000</u> | <u>464,000</u>     | <u>2,115,000</u>   |
| Regional Office - X   | 1,651,000        | 464,000            | 2,115,000          |
| Region XI - Davao   | <u>1,722,000</u> | <u>984,000</u>     | <u>2,706,000</u>   |
| Regional Office - XI  | 1,722,000        | 984,000            | 2,706,000          |
| Region XII - SOCCSKSARGEN   | <u>1,651,000</u> | <u>233,000</u>     | <u>1,884,000</u>   |
| Regional Office - XII   | 1,651,000        | 233,000            | 1,884,000          |
| Region XIII - Caraga  | <u>1,651,000</u> | <u>347,000</u>     | <u>1,998,000</u>   |
| Regional Office - XIII  | 1,651,000        | 347,000            | 1,998,000          |
| Provision of grants, subsidies and contributions<br>in support of population programs |                  | <u>157,079,000</u> | <u>157,079,000</u> |
| National Capital Region (NCR)   |                  | <u>17,623,000</u>  | <u>17,623,000</u>  |
| Central Office  |                  | 9,233,000          | 9,233,000          |
| National Capital Region   |                  | 8,390,000          | 8,390,000          |
| Region I - Ilocos   |                  | <u>5,662,000</u>   | <u>5,662,000</u>   |
| Regional Office - I   |                  | 5,662,000          | 5,662,000          |
| Cordillera Administrative Region (CAR)  |                  | <u>3,479,000</u>   | <u>3,479,000</u>   |
| Regional Office - CAR   |                  | 3,479,000          | 3,479,000          |
| Region II - Cagayan Valley  |                  | <u>4,790,000</u>   | <u>4,790,000</u>   |
| Regional Office - II  |                  | 4,790,000          | 4,790,000          |
| Region III - Central Luzon  |                  | <u>7,051,000</u>   | <u>7,051,000</u>   |
| Regional Office - III   |                  | 7,051,000          | 7,051,000          |
| Region IVA - CALABARZON   |                  | <u>11,330,000</u>  | <u>11,330,000</u>  |
| Regional Office - IVA   |                  | 11,330,000         | 11,330,000         |
| Region IVB - MIMAROPA   |                  | <u>7,024,000</u>   | <u>7,024,000</u>   |
| Regional Office - IVB   |                  | 7,024,000          | 7,024,000          |
| Region V - Bicol  |                  | <u>11,589,000</u>  | <u>11,589,000</u>  |
| Regional Office - V   |                  | 11,589,000         | 11,589,000         |
| Region VI - Western Visayas   |                  | <u>11,938,000</u>  | <u>11,938,000</u>  |
| Regional Office - VI  |                  | 11,938,000         | 11,938,000         |

|                                 |                             |                             |                            |                             |
|---------------------------------|-----------------------------|-----------------------------|----------------------------|-----------------------------|
| Region VII - Central Visayas    |                             | <u>8,756,000</u>            |                            | <u>8,756,000</u>            |
| Regional Office - VII           |                             | 8,756,000                   |                            | 8,756,000                   |
| Region VIII - Eastern Visayas   |                             | <u>11,554,000</u>           |                            | <u>11,554,000</u>           |
| Regional Office - VIII          |                             | 11,554,000                  |                            | 11,554,000                  |
| Region IX - Zamboanga Peninsula |                             | <u>5,814,000</u>            |                            | <u>5,814,000</u>            |
| Regional Office - IX            |                             | 5,814,000                   |                            | 5,814,000                   |
| Region X - Northern Mindanao    |                             | <u>12,742,000</u>           |                            | <u>12,742,000</u>           |
| Regional Office - X             |                             | 12,742,000                  |                            | 12,742,000                  |
| Region XI - Davao               |                             | <u>6,341,000</u>            |                            | <u>6,341,000</u>            |
| Regional Office - XI            |                             | 6,341,000                   |                            | 6,341,000                   |
| Region XII - SOCCSKSARGEN       |                             | <u>22,000,000</u>           |                            | <u>22,000,000</u>           |
| Regional Office - XII           |                             | 22,000,000                  |                            | 22,000,000                  |
| Region XIII - Caraga            |                             | <u>9,386,000</u>            |                            | <u>9,386,000</u>            |
| Regional Office - XIII          |                             | <u>9,386,000</u>            |                            | <u>9,386,000</u>            |
| Sub-total, Operations           | <u>113,759,000</u>          | <u>202,062,000</u>          |                            | <u>315,821,000</u>          |
| <b>TOTAL NEW APPROPRIATIONS</b> | <b>P <u>225,227,000</u></b> | <b>P <u>282,324,000</u></b> | <b>P <u>13,440,000</u></b> | <b>P <u>520,991,000</u></b> |

**New Appropriations, by Object of Expenditures**  
(In Thousand Pesos)

**Current Operating Expenditures**

**Personnel Services**

**Civilian Personnel**

**Permanent Positions**

|              |                |
|--------------|----------------|
| Basic Salary | <u>136,181</u> |
|--------------|----------------|

|                           |                |
|---------------------------|----------------|
| Total Permanent Positions | <u>136,181</u> |
|---------------------------|----------------|

**Other Compensation Common to All**

|                                     |            |
|-------------------------------------|------------|
| Personnel Economic Relief Allowance | 7,248      |
| Representation Allowance            | 2,754      |
| Transportation Allowance            | 2,634      |
| Clothing and Uniform Allowance      | 1,812      |
| Mid-Year Bonus - Civilian           | 11,352     |
| Year End Bonus                      | 11,352     |
| Cash Gift                           | 1,510      |
| Productivity Enhancement Incentive  | 1,510      |
| Step Increment                      | <u>343</u> |

|  |               |
|--|---------------|
| Total Other Compensation Common to All | <u>40,515</u> |
|--|---------------|

|   |         |
|---|---------|
| Other Compensation for Specific Groups                |         |
| Magna Carta for Public Health Workers                 | 42,398  |
| Total Other Compensation for Specific Groups          | 42,398  |
| Other Benefits  |         |
| PAG-IBIG Contributions                                | 355     |
| PhilHealth Contributions                              | 2,225   |
| Employees Compensation Insurance Premiums             | 355     |
| Loyalty Award - Civilian                              | 135     |
| Terminal Leave  | 3,063   |
| Total Other Benefits                                  | 6,133   |
| Total Personnel Services                              | 225,227 |
| Maintenance and Other Operating Expenses              |         |
| Travelling Expenses                                   | 11,040  |
| Training and Scholarship Expenses                     | 17,091  |
| Supplies and Materials Expenses                       | 9,023   |
| Utility Expenses                                      | 9,453   |
| Communication Expenses                                | 15,977  |
| Confidential, Intelligence and Extraordinary Expenses |         |
| Extraordinary and Miscellaneous Expenses              | 2,088   |
| Professional Services                                 | 37,126  |
| Repairs and Maintenance                               | 6,842   |
| Financial Assistance/Subsidy                          | 157,079 |
| Taxes, Insurance Premiums and Other Fees              | 1,871   |
| Other Maintenance and Operating Expenses              |         |
| Advertising Expenses                                  | 280     |
| Printing and Publication Expenses                     | 1,206   |
| Representation Expenses                               | 1,403   |
| Transportation and Delivery Expenses                  | 1,495   |
| Rent/Lease Expenses                                   | 6,256   |
| Membership Dues and Contributions to Organizations    | 81      |
| Subscription Expenses                                 | 3,657   |
| Other Maintenance and Operating Expenses              | 356     |
| Total Maintenance and Other Operating Expenses        | 282,324 |
| Total Current Operating Expenditures                  | 507,551 |
| Capital Outlays                                       |         |
| Property, Plant and Equipment Outlay                  |         |
| Machinery and Equipment Outlay                        | 13,440  |
| Total Capital Outlays                                 | 13,440  |
| TOTAL NEW APPROPRIATIONS                              | 520,991 |

**C. PHILIPPINE NATIONAL VOLUNTEER SERVICE COORDINATING AGENCY**

For general administration and support, and operations, as indicated hereunder . . . . . P 34,918,000



New Appropriations, by Program

|                                    | Current Operating Expenditures |  |                    |                 |              |
|------------------------------------|--------------------------------|--|--------------------|-----------------|--------------|
|                                    | Personnel Services             | Maintenance and Other Operating Expenses | Financial Expenses | Capital Outlays | Total        |
| <b>PROGRAMS</b>                    |                                |  |                    |                 |              |
| General Administration and Support | P 8,213,000                    | P 8,258,000                              | P 2,000            | P 3,064,000     | P 19,537,000 |
| Operations                         | 7,907,000                      | 7,468,000                                | 6,000              |                 | 15,381,000   |
| NATIONAL VOLUNTEER SERVICE PROGRAM | 7,907,000                      | 7,468,000                                | 6,000              |                 | 15,381,000   |
| <b>TOTAL NEW APPROPRIATIONS</b>    | P 16,120,000                   | P 15,726,000                             | P 8,000            | P 3,064,000     | P 34,918,000 |

**Special Provision(s)**

1. **Reporting and Posting Requirements.** The submission of the quarterly reports on its financial and physical accomplishments shall be in accordance with Section 99 of the General Provisions of this Act.

2. **Appropriations for Activities or Projects.** The amounts appropriated herein shall be used specifically for the following activities or projects in the indicated amounts and conditions:

New Appropriations, by Programs/Activities/Projects

|   | Current Operating Expenditures |  |                    |                 |              |
|---|--------------------------------|--|--------------------|-----------------|--------------|
|   | Personnel Services             | Maintenance and Other Operating Expenses | Financial Expenses | Capital Outlays | Total        |
| <b>PROGRAMS</b>   |                                |  |                    |                 |              |
| General Administration and Support  |                                |  |                    |                 |              |
| General Management and Supervision  | P 8,213,000                    | P 8,258,000                              | P 2,000            | P 3,064,000     | P 19,537,000 |
| Sub-total, General Administration and Support   | 8,213,000                      | P 8,258,000                              | 2,000              | 3,064,000       | 19,537,000   |
| Operations  |                                |  |                    |                 |              |
| Alignment of volunteer programs and activities to the national development priorities assured | 7,907,000                      | 7,468,000                                | 6,000              |                 | 15,381,000   |
| NATIONAL VOLUNTEER SERVICE PROGRAM  | 7,907,000                      | 7,468,000                                | 6,000              |                 | 15,381,000   |
| Policy advocacy and technical assistance  | 2,955,000                      | 3,245,000                                |                    |                 | 6,200,000    |
| Program coordination, partnership monitoring and evaluation                                   | 4,952,000                      | 4,223,000                                | 6,000              |                 | 9,181,000    |
| Sub-total, Operations   | 7,907,000                      | 7,468,000                                | 6,000              |                 | 15,381,000   |
| <b>TOTAL NEW APPROPRIATIONS</b>   | P 16,120,000                   | P 15,726,000                             | P 8,000            | P 3,064,000     | P 34,918,000 |

New Appropriations, by Object of Expenditures

(In Thousand Pesos)

## Current Operating Expenditures

## Personnel Services

## Civilian Personnel

## Permanent Positions

|              |        |
|--------------|--------|
| Basic Salary | 12,363 |
|--------------|--------|

|                           |        |
|---------------------------|--------|
| Total Permanent Positions | 12,363 |
|---------------------------|--------|

## Other Compensation Common to All

|                                     |       |
|-------------------------------------|-------|
| Personnel Economic Relief Allowance | 576   |
| Representation Allowance            | 228   |
| Transportation Allowance            | 228   |
| Clothing and Uniform Allowance      | 144   |
| Mid-Year Bonus - Civilian           | 1,031 |
| Year End Bonus                      | 1,031 |
| Cash Gift                           | 120   |
| Productivity Enhancement Incentive  | 120   |
| Step Increment                      | 32    |

|  |       |
|--|-------|
| Total Other Compensation Common to All | 3,510 |
|--|-------|

## Other Benefits

|   |     |
|---|-----|
| PAG-IBIG Contributions                    | 28  |
| PhilHealth Contributions                  | 191 |
| Employees Compensation Insurance Premiums | 28  |

|                      |     |
|----------------------|-----|
| Total Other Benefits | 247 |
|----------------------|-----|

|                          |        |
|--------------------------|--------|
| Total Personnel Services | 16,120 |
|--------------------------|--------|

## Maintenance and Other Operating Expenses

|   |       |
|---|-------|
| Travelling Expenses                                   | 1,070 |
| Training and Scholarship Expenses                     | 372   |
| Supplies and Materials Expenses                       | 1,206 |
| Utility Expenses                                      | 547   |
| Communication Expenses                                | 774   |
| Awards/Rewards and Prizes                             | 289   |
| Confidential, Intelligence and Extraordinary Expenses |       |
| Extraordinary and Miscellaneous Expenses              | 136   |
| Professional Services                                 | 2,946 |
| General Services                                      | 1,643 |
| Repairs and Maintenance                               | 387   |
| Taxes, Insurance Premiums and Other Fees              | 63    |
| Other Maintenance and Operating Expenses              |       |
| Printing and Publication Expenses                     | 421   |
| Representation Expenses                               | 2,709 |
| Rent/Lease Expenses                                   | 3,067 |
| Subscription Expenses                                 | 77    |
| Other Maintenance and Operating Expenses              | 19    |

|  |               |
|--|---------------|
| Total Maintenance and Other Operating Expenses | 15,726        |
| Financial Expenses                             |               |
| Bank Charges                                   | 8             |
| Total Financial Expenses                       | 8             |
| Total Current Operating Expenditures           | 31,854        |
| Capital Outlays                                |               |
| Property, Plant and Equipment Outlay           |               |
| Machinery and Equipment Outlay                 | 414           |
| Transportation Equipment Outlay                | 2,650         |
| Total Capital Outlays                          | 3,064         |
| <b>TOTAL NEW APPROPRIATIONS</b>                | <b>34,918</b> |

**D. PUBLIC-PRIVATE PARTNERSHIP CENTER OF THE PHILIPPINES**

For general administration and support, and operations, as indicated hereunder . . . . . P 206,848,000

New Appropriations, by Program

|  | Current Operating Expenditures |  |                    |                      |
|--|--------------------------------|--|--------------------|----------------------|
|  | Personnel Services             | Maintenance and Other Operating Expenses | Capital Outlays    | Total                |
| <b>PROGRAMS</b>                                  |                                |  |                    |                      |
| General Administration and Support               | P 35,630,000                   | P 62,536,000                             | P                  | P 98,166,000         |
| Operations                                       | <u>81,542,000</u>              | <u>21,186,000</u>                        | <u>5,954,000</u>   | <u>108,682,000</u>   |
| PUBLIC-PRIVATE PARTNERSHIP<br>MANAGEMENT PROGRAM | <u>81,542,000</u>              | <u>21,186,000</u>                        | <u>5,954,000</u>   | <u>108,682,000</u>   |
| <b>TOTAL NEW APPROPRIATIONS</b>                  | P <u>117,172,000</u>           | P <u>83,722,000</u>                      | P <u>5,954,000</u> | P <u>206,848,000</u> |

**Special Provision(s)**

1. **Project Development and Monitoring Facility Fund.** All income of the Public-Private Partnership Center of the Philippines (PPPCP) shall be used for the preparation and conduct of business case, pre-feasibility and feasibility studies, preparation of tender documents, and other activities in the preparation of Public-Private Partnership (PPP) projects sourced from reasonable fees and reimbursements of expenses incurred for pre-investment activities and monitoring of PPP project implementation, constituted into Project Development and Monitoring Facility Fund.

Disbursements or expenditures by the PPPCP in violation of the above requirements shall be void and shall subject the erring officials and employees to disciplinary actions in accordance with Section 43, Chapter 5 and Section 80, Chapter 7, Book VI of E.O. No. 292, s. 1987, and to appropriate criminal action under existing penal laws.

2. **Reporting and Posting Requirements.** The submission of the quarterly reports on its financial and physical accomplishments shall be in accordance with Section 99 of the General Provisions of this Act.

3. **Appropriations for Activities or Projects.** The amounts appropriated herein shall be used specifically for the following activities or projects in the indicated amounts and conditions:

New Appropriations, by Programs/Activities/Projects

| PROGRAMS  | Current Operating Expenditures |  |                 |               |
|---|--------------------------------|--|-----------------|---------------|
|   | Personnel Services             | Maintenance and Other Operating Expenses | Capital Outlays | Total         |
| General Administration and Support  |                                |  |                 |               |
| General Management and Supervision  | P 35,279,000                   | P 62,536,000                             | P               | P 97,815,000  |
| Administration of Personnel Benefits  | 351,000                        |  |                 | 351,000       |
| Sub-total, General Administration and Support   | 35,630,000                     | 62,536,000                               |                 | 98,166,000    |
| Operations  |                                |  |                 |               |
| Greater private sector participation thru Public-Private Partnership to accelerate provision of safe, efficient, reliable and sustainable infrastructure and development projects | 81,542,000                     | 21,186,000                               | 5,954,000       | 108,682,000   |
| PUBLIC-PRIVATE PARTNERSHIP MANAGEMENT PROGRAM   | 81,542,000                     | 21,186,000                               | 5,954,000       | 108,682,000   |
| Project Development and Advisory Assistance   | 14,722,000                     | 1,205,000                                |                 | 15,927,000    |
| Management and Administration of the Project Development and Monitoring Facility (PDMF) Funds   | 10,850,000                     | 561,000                                  |                 | 11,411,000    |
| Public-Private Partnership Policy Formulation and Advocacy, and Project Monitoring and Evaluation   | 23,485,000                     | 2,030,000                                |                 | 25,515,000    |
| Provision of Capacity Building, Knowledge Management Services, Legal Services and ICT Services  | 32,485,000                     | 17,390,000                               | 5,954,000       | 55,829,000    |
| Sub-total, Operations   | 81,542,000                     | 21,186,000                               | 5,954,000       | 108,682,000   |
| TOTAL NEW APPROPRIATIONS  | P 117,172,000                  | P 83,722,000                             | P 5,954,000     | P 206,848,000 |

New Appropriations, by Object of Expenditures  
(In Thousand Pesos)

Current Operating Expenditures

Personnel Services

Civilian Personnel

Permanent Positions

Basic Salary

90,029

Total Permanent Positions

90,029

**Other Compensation Common to All**

|                                     |       |
|-------------------------------------|-------|
| Personnel Economic Relief Allowance | 2,856 |
| Representation Allowance            | 2,484 |
| Transportation Allowance            | 1,962 |
| Clothing and Uniform Allowance      | 714   |
| Honoraria                           | 800   |
| Mid-Year Bonus - Civilian           | 7,502 |
| Year End Bonus                      | 7,502 |
| Cash Gift                           | 595   |
| Productivity Enhancement Incentive  | 595   |
| Step Increment                      | 225   |

|  |        |
|--|--------|
| Total Other Compensation Common to All | 25,235 |
|--|--------|

**Other Benefits**

|   |       |
|---|-------|
| PAG-IBIG Contributions                    | 142   |
| PhilHealth Contributions                  | 1,273 |
| Employees Compensation Insurance Premiums | 142   |
| Terminal Leave                            | 351   |

|                      |       |
|----------------------|-------|
| Total Other Benefits | 1,908 |
|----------------------|-------|

|                          |         |
|--------------------------|---------|
| Total Personnel Services | 117,172 |
|--------------------------|---------|

**Maintenance and Other Operating Expenses**

|   |        |
|---|--------|
| Travelling Expenses                                   | 4,360  |
| Training and Scholarship Expenses                     | 6,722  |
| Supplies and Materials Expenses                       | 4,105  |
| Utility Expenses                                      | 2,990  |
| Communication Expenses                                | 5,950  |
| Confidential, Intelligence and Extraordinary Expenses |        |
| Extraordinary and Miscellaneous Expenses              | 1,194  |
| Professional Services                                 | 1,388  |
| General Services                                      | 7,386  |
| Repairs and Maintenance                               | 4,640  |
| Taxes, Insurance Premiums and Other Fees              | 909    |
| Other Maintenance and Operating Expenses              |        |
| Advertising Expenses                                  | 100    |
| Printing and Publication Expenses                     | 362    |
| Representation Expenses                               | 2,047  |
| Transportation and Delivery Expenses                  | 78     |
| Rent/Lease Expenses                                   | 34,735 |
| Subscription Expenses                                 | 6,756  |

|  |        |
|--|--------|
| Total Maintenance and Other Operating Expenses | 83,722 |
|--|--------|

|                                      |         |
|--------------------------------------|---------|
| Total Current Operating Expenditures | 200,894 |
|--------------------------------------|---------|

**Capital Outlays**

|                                      |       |
|--------------------------------------|-------|
| Property, Plant and Equipment Outlay |       |
| Machinery and Equipment Outlay       | 5,954 |

|                       |       |
|-----------------------|-------|
| Total Capital Outlays | 5,954 |
|-----------------------|-------|

|                          |         |
|--------------------------|---------|
| TOTAL NEW APPROPRIATIONS | 206,848 |
|--------------------------|---------|

**E. PHILIPPINE STATISTICAL RESEARCH AND TRAINING INSTITUTE**

For general administration and support, and operations, as indicated hereunder . . . . . P 59,503,000

New Appropriations, by Program

|   | <u>Current Operating Expenditures</u> |   |                        |                     |
|---|---------------------------------------|---|------------------------|---------------------|
|   | <u>Personnel Services</u>             | <u>Maintenance and<br/>Other Operating<br/>Expenses</u> | <u>Capital Outlays</u> | <u>Total</u>        |
| <b>PROGRAMS</b>   |                                       |   |                        |                     |
| General Administration and Support                            | P 10,053,000                          | P 11,751,000  | P                      | P 21,804,000        |
| Operations  | <u>18,901,000</u>                     | <u>18,703,000</u>                                       | <u>95,000</u>          | <u>37,699,000</u>   |
| PHILIPPINE STATISTICAL SYSTEM CAPACITY<br>DEVELOPMENT PROGRAM | 14,014,000                            | 9,108,000   | 95,000                 | 23,217,000          |
| STATISTICAL RESEARCH PROGRAM                                  | <u>4,887,000</u>                      | <u>9,595,000</u>  |                        | <u>14,482,000</u>   |
| <b>TOTAL NEW APPROPRIATIONS</b>                               | <u>P 28,954,000</u>                   | <u>P 30,454,000</u>                                     | <u>P 95,000</u>        | <u>P 59,503,000</u> |

**Special Provision(s)**

1. **Philippine Statistical Research and Training Institute Endowment Fund.** In addition to the amounts appropriated herein, Five Million Seven Hundred Thousand Pesos (P5,700,000) shall be used by the Philippine Statistical Research and Training Institute (PSRTI) for its MOOE and Capital Outlay requirements sourced from interest earnings of the PSRTI Endowment Fund in accordance with Section 21 of R.A. No. 10625.

Release of funds shall be subject to the submission of a Special Budget pursuant to Section 35, Chapter 5, Book VI of E.O. No. 292, s. 1987.

2. **Reporting and Posting Requirements.** The submission of the quarterly reports on its financial and physical accomplishments shall be in accordance with Section 99 of the General Provisions of this Act.

3. **Appropriations for Activities or Projects.** The amounts appropriated herein shall be used specifically for the following activities or projects in the indicated amounts and conditions:

New Appropriations, by Programs/Activities/Projects

|   | <u>Current Operating Expenditures</u> |   |                        |                     |
|---|---------------------------------------|---|------------------------|---------------------|
|   | <u>Personnel Services</u>             | <u>Maintenance and<br/>Other Operating<br/>Expenses</u> | <u>Capital Outlays</u> | <u>Total</u>        |
| <b>PROGRAMS</b>   |                                       |   |                        |                     |
| General Administration and Support                            |                                       |   |                        |                     |
| General Management and Supervision                            | P <u>10,053,000</u>                   | P <u>11,751,000</u>                                     | P                      | P <u>21,804,000</u> |
| Sub-total, General Administration and Support                 | <u>10,053,000</u>                     | <u>11,751,000</u>                                       |                        | <u>21,804,000</u>   |
| Operations  |                                       |   |                        |                     |
| Statistical Capacity of Government Strengthened               | <u>18,901,000</u>                     | <u>18,703,000</u>                                       | <u>95,000</u>          | <u>37,699,000</u>   |
| PHILIPPINE STATISTICAL SYSTEM CAPACITY<br>DEVELOPMENT PROGRAM | <u>14,014,000</u>                     | <u>9,108,000</u>  | <u>95,000</u>          | <u>23,217,000</u>   |

|  |                            |                            |                        |                            |
|--|----------------------------|----------------------------|------------------------|----------------------------|
| Development, promotion, implementation and enhancement of statistical training | 14,014,000                 | 9,108,000                  | 95,000                 | 23,217,000                 |
| <b>STATISTICAL RESEARCH PROGRAM</b>  | <u>4,887,000</u>           | <u>9,595,000</u>           |                        | <u>14,482,000</u>          |
| Development, promotion, implementation and enhancement of statistical research | <u>4,887,000</u>           | <u>9,595,000</u>           |                        | <u>14,482,000</u>          |
| Sub-total, Operations  | <u>18,901,000</u>          | <u>18,703,000</u>          | <u>95,000</u>          | <u>37,699,000</u>          |
| <b>TOTAL NEW APPROPRIATIONS</b>  | <u><u>P 28,954,000</u></u> | <u><u>P 30,454,000</u></u> | <u><u>P 95,000</u></u> | <u><u>P 59,503,000</u></u> |

New Appropriations, by Object of Expenditures  
(In Thousand Pesos)

Current Operating Expenditures

Personnel Services

Civilian Personnel

Permanent Positions

|              |               |
|--------------|---------------|
| Basic Salary | <u>21,484</u> |
|--------------|---------------|

|                           |               |
|---------------------------|---------------|
| Total Permanent Positions | <u>21,484</u> |
|---------------------------|---------------|

Other Compensation Common to All

|                                     |           |
|-------------------------------------|-----------|
| Personnel Economic Relief Allowance | 984       |
| Representation Allowance            | 288       |
| Transportation Allowance            | 288       |
| Clothing and Uniform Allowance      | 246       |
| Honoraria                           | 600       |
| Mid-Year Bonus - Civilian           | 1,790     |
| Year End Bonus                      | 1,790     |
| Cash Gift                           | 205       |
| Productivity Enhancement Incentive  | 205       |
| Step Increment                      | <u>54</u> |

|  |              |
|--|--------------|
| Total Other Compensation Common to All | <u>6,450</u> |
|--|--------------|

Other Benefits

|   |           |
|---|-----------|
| PAG-IBIG Contributions                    | 49        |
| PhilHealth Contributions                  | 346       |
| Employees Compensation Insurance Premiums | 49        |
| Loyalty Award - Civilian                  | <u>20</u> |

|                      |            |
|----------------------|------------|
| Total Other Benefits | <u>464</u> |
|----------------------|------------|

|                         |            |
|-------------------------|------------|
| Non-Permanent Positions | <u>556</u> |
|-------------------------|------------|

|                          |               |
|--------------------------|---------------|
| Total Personnel Services | <u>28,954</u> |
|--------------------------|---------------|

Maintenance and Other Operating Expenses

|                                   |       |
|-----------------------------------|-------|
| Travelling Expenses               | 659   |
| Training and Scholarship Expenses | 2,222 |

|   |               |
|---|---------------|
| Supplies and Materials Expenses                       | 1,545         |
| Utility Expenses                                      | 1,545         |
| Communication Expenses                                | 2,403         |
| Confidential, Intelligence and Extraordinary Expenses |               |
| Extraordinary and Miscellaneous Expenses              | 136           |
| Professional Services                                 | 10,842        |
| General Services                                      | 1,600         |
| Repairs and Maintenance                               | 445           |
| Taxes, Insurance Premiums and Other Fees              | 721           |
| Other Maintenance and Operating Expenses              |               |
| Printing and Publication Expenses                     | 45            |
| Representation Expenses                               | 271           |
| Transportation and Delivery Services                  | 20            |
| Rent/Lease Expenses                                   | 7,265         |
| Membership Dues and Contributions to Organizations    | 195           |
| Subscription Expenses                                 | 485           |
| Other Maintenance and Operating Expenses              | 55            |
| Total Maintenance and Other Operating Expenses        | 30,454        |
| Total Current Operating Expenditures                  | 59,408        |
| Capital Outlays                                       |               |
| Property, Plant and Equipment Outlay                  |               |
| Machinery and Equipment Outlay                        | 95            |
| Total Capital Outlays                                 | 95            |
| <b>TOTAL NEW APPROPRIATIONS</b>                       | <b>59,503</b> |

**F. PHILIPPINE STATISTICS AUTHORITY**

For general administration and support, support to operations, and operations, including locally-funded project(s), as indicated hereunder . . . . P 10,980,211,000

**New Appropriations, by Program**

|   | Current Operating Expenditures |  |                               |                                |
|---|--------------------------------|--|-------------------------------|--------------------------------|
|   | Personnel Services             | Maintenance and Other Operating Expenses | Capital Outlays               | Total                          |
| <b>PROGRAMS</b>                             |                                |  |                               |                                |
| General Administration and Support          | P 229,370,000                  | P 603,247,000                            | P                             | P 832,617,000                  |
| Support to Operations                       | 64,869,000                     | 170,615,000                              | 934,239,000                   | 1,169,723,000                  |
| Operations                                  | <u>1,072,357,000</u>           | <u>7,398,057,000</u>                     | <u>507,457,000</u>            | <u>8,977,871,000</u>           |
| NATIONAL STATISTICS DEVELOPMENT PROGRAM     | 844,131,000                    | 2,309,320,000                            | 457,210,000                   | 3,610,661,000                  |
| STATISTICAL POLICY AND COORDINATION PROGRAM | 71,193,000                     | 86,144,000                               |                               | 157,337,000                    |
| CIVIL REGISTRATION PROGRAM                  | <u>157,033,000</u>             | <u>5,002,593,000</u>                     | <u>50,247,000</u>             | <u>5,209,873,000</u>           |
| <b>TOTAL NEW APPROPRIATIONS</b>             | <b>P <u>1,366,596,000</u></b>  | <b>P <u>8,171,919,000</u></b>            | <b>P <u>1,441,696,000</u></b> | <b>P <u>10,980,211,000</u></b> |



**Special Provision(s)**

1. **Philippine Identification System.** The amount of Four Billion Eight Hundred Forty Million Four Hundred Four Thousand Pesos (P4,840,404,000) appropriated herein for the Philippine Identification System shall be used for the continuing establishment of a single national identification system for all citizens and resident aliens of the Philippines pursuant to R.A. No. 11055. The Philippine Statistics Authority (PSA) shall set a timetable to fully establish and implement the system, which shall not be later than December 31, 2024.

2. **Reporting and Posting Requirements.** The submission of the quarterly reports on its financial and physical accomplishments shall be in accordance with Section 99 of the General Provisions of this Act.

3. **Appropriations for Activities or Projects.** The amounts appropriated herein shall be used specifically for the following activities or projects in the indicated amounts and conditions:

**New Appropriations, by Programs/Activities/Projects**

|  | Current Operating Expenditures |  |                 | Total         |
|--|--------------------------------|--|-----------------|---------------|
|  | Personnel Services             | Maintenance and<br>Other Operating<br>Expenses | Capital Outlays |               |
| PROGRAMS                                   |                                |  |                 |               |
| General Administration and Support         |                                |  |                 |               |
| General Management and Supervision         | P 202,064,000                  | P 603,247,000                                  | P               | P 805,311,000 |
| National Capital Region (NCR)              | 175,132,000                    | 276,361,000                                    |                 | 451,493,000   |
| Central Office                             | 95,231,000                     | 228,785,000                                    |                 | 324,016,000   |
| Regional Statistical Services Office - NCR | 79,901,000                     | 47,576,000                                     |                 | 127,477,000   |
| Region I - Ilocos                          |                                | 18,653,000                                     |                 | 18,653,000    |
| Regional Statistical Services Office - I   |                                | 18,653,000                                     |                 | 18,653,000    |
| Cordillera Administrative Region (CAR)     | 2,131,000                      | 18,260,000                                     |                 | 20,391,000    |
| Regional Statistical Services Office - CAR | 2,131,000                      | 18,260,000                                     |                 | 20,391,000    |
| Region II - Cagayan Valley                 | 2,131,000                      | 14,189,000                                     |                 | 16,320,000    |
| Regional Statistical Services Office - II  | 2,131,000                      | 14,189,000                                     |                 | 16,320,000    |
| Region III - Central Luzon                 | 298,000                        | 23,935,000                                     |                 | 24,233,000    |
| Regional Statistical Services Office - III | 298,000                        | 23,935,000                                     |                 | 24,233,000    |
| Region IVA - CALABARZON                    | 2,131,000                      | 26,392,000                                     |                 | 28,523,000    |
| Regional Statistical Services Office - IVA | 2,131,000                      | 26,392,000                                     |                 | 28,523,000    |
| Region IVB - MIMAROPA                      | 2,131,000                      | 21,581,000                                     |                 | 23,712,000    |
| Regional Statistical Services Office - IVB | 2,131,000                      | 21,581,000                                     |                 | 23,712,000    |
| Region V - Bicol                           | 1,861,000                      | 29,896,000                                     |                 | 31,757,000    |
| Regional Statistical Services Office - V   | 1,861,000                      | 29,896,000                                     |                 | 31,757,000    |
| Region VI - Western Visayas                | 1,835,000                      | 28,778,000                                     |                 | 30,613,000    |

|   |                    |                    |                    |
|---|--------------------|--------------------|--------------------|
| Regional Statistical Services Office - VI   | 1,835,000          | 28,778,000         | 30,613,000         |
| Region VII - Central Visayas  | <u>2,158,000</u>   | <u>20,271,000</u>  | <u>22,429,000</u>  |
| Regional Statistical Services Office - VII  | 2,158,000          | 20,271,000         | 22,429,000         |
| Region VIII - Eastern Visayas   | <u>2,215,000</u>   | <u>23,214,000</u>  | <u>25,429,000</u>  |
| Regional Statistical Services Office - VIII   | 2,215,000          | 23,214,000         | 25,429,000         |
| Region IX - Zamboanga Peninsula   | <u>2,131,000</u>   | <u>13,111,000</u>  | <u>15,242,000</u>  |
| Regional Statistical Services Office - IX   | 2,131,000          | 13,111,000         | 15,242,000         |
| Region X - Northern Mindanao  | <u>2,131,000</u>   | <u>20,224,000</u>  | <u>22,355,000</u>  |
| Regional Statistical Services Office - X  | 2,131,000          | 20,224,000         | 22,355,000         |
| Region XI - Davao   | <u>1,681,000</u>   | <u>22,803,000</u>  | <u>24,484,000</u>  |
| Regional Statistical Services Office - XI   | 1,681,000          | 22,803,000         | 24,484,000         |
| Region XII - SOCCSKSARGEN   | <u>2,209,000</u>   | <u>14,823,000</u>  | <u>17,032,000</u>  |
| Regional Statistical Services Office - XII  | 2,209,000          | 14,823,000         | 17,032,000         |
| Region XIII - Caraga  | <u>1,889,000</u>   | <u>13,328,000</u>  | <u>15,217,000</u>  |
| Regional Statistical Services Office - XIII   | 1,889,000          | 13,328,000         | 15,217,000         |
| Bangsamoro Autonomous Region in<br>Muslim Mindanao (BARMM)  |                    | <u>17,428,000</u>  | <u>17,428,000</u>  |
| Regional Statistical Services Office - BARMM  |                    | 17,428,000         | 17,428,000         |
| Administration of Personnel Benefits  | <u>27,306,000</u>  |                    | <u>27,306,000</u>  |
| National Capital Region (NCR)   | <u>27,306,000</u>  |                    | <u>27,306,000</u>  |
| Central Office  | <u>27,306,000</u>  |                    | <u>27,306,000</u>  |
| Sub-total, General Administration and Support   | <u>229,370,000</u> | <u>603,247,000</u> | <u>832,617,000</u> |
| Support to Operations   |                    |                    |                    |
| Provision of Management and Corporate Planning<br>and Legal Services  | <u>12,859,000</u>  | <u>25,247,000</u>  | <u>38,106,000</u>  |
| National Capital Region (NCR)   | <u>12,859,000</u>  | <u>25,247,000</u>  | <u>38,106,000</u>  |
| Central Office  | 12,859,000         | 25,247,000         | 38,106,000         |
| Coordination and Formulation of Policies on International<br>Cooperation in Statistics and Civil Registration | <u>5,362,000</u>   | <u>2,257,000</u>   | <u>7,619,000</u>   |
| National Capital Region (NCR)   | <u>5,362,000</u>   | <u>2,257,000</u>   | <u>7,619,000</u>   |
| Central Office  | 5,362,000          | 2,257,000          | 7,619,000          |

|  |             |               |             |               |
|--|-------------|---------------|-------------|---------------|
| Development and Maintenance of Information Systems and Databases                             | 42,158,000  | 137,650,000   | 67,589,000  | 247,397,000   |
| National Capital Region (NCR)  | 42,158,000  | 137,650,000   | 67,589,000  | 247,397,000   |
| Central Office   | 42,158,000  | 137,650,000   | 67,589,000  | 247,397,000   |
| Coordination in the Development of Statistical Methodologies and Survey Designs              | 4,490,000   | 5,461,000     |             | 9,951,000     |
| National Capital Region (NCR)  | 4,490,000   | 5,461,000     |             | 9,951,000     |
| Central Office   | 4,490,000   | 5,461,000     |             | 9,951,000     |
| <b>Project(s)</b>  |             |               |             |               |
| Locally-Funded Project(s)  |             |               | 866,650,000 | 866,650,000   |
| Construction of PSA Building   |             |               | 866,650,000 | 866,650,000   |
| National Capital Region (NCR)  |             |               | 866,650,000 | 866,650,000   |
| Central Office   |             |               | 866,650,000 | 866,650,000   |
| Sub-total, Support to Operations   | 64,869,000  | 170,615,000   | 934,239,000 | 1,169,723,000 |
| <b>Operations</b>  |             |               |             |               |
| Relevant and accessible statistics provided for evidence-based decision making               | 915,324,000 | 2,395,464,000 | 457,210,000 | 3,767,998,000 |
| <b>NATIONAL STATISTICS DEVELOPMENT PROGRAM</b>   | 844,131,000 | 2,309,320,000 | 457,210,000 | 3,610,661,000 |
| Conduct of Censuses and Surveys on the Agriculture, Fisheries, Industry and Services Sectors | 703,866,000 | 488,837,000   |             | 1,192,703,000 |
| National Capital Region (NCR)  | 119,469,000 | 351,150,000   |             | 470,619,000   |
| Central Office   | 119,469,000 | 335,296,000   |             | 454,765,000   |
| Regional Statistical Services Office - NCR   |             | 15,854,000    |             | 15,854,000    |
| Region I - Ilocos  | 28,244,000  | 7,718,000     |             | 35,962,000    |
| Regional Statistical Services Office - I   | 28,244,000  | 7,718,000     |             | 35,962,000    |
| Cordillera Administrative Region (CAR)   | 32,597,000  | 7,787,000     |             | 40,384,000    |
| Regional Statistical Services Office - CAR   | 32,597,000  | 7,787,000     |             | 40,384,000    |
| Region II - Cagayan Valley   | 31,850,000  | 8,439,000     |             | 40,289,000    |
| Regional Statistical Services Office - II  | 31,850,000  | 8,439,000     |             | 40,289,000    |
| Region III - Central Luzon   | 57,557,000  | 11,472,000    |             | 69,029,000    |
| Regional Statistical Services Office - III   | 57,557,000  | 11,472,000    |             | 69,029,000    |
| Region IVA - CALABARZON  | 60,338,000  | 10,183,000    |             | 70,521,000    |

|  |                    |                   |                    |
|--|--------------------|-------------------|--------------------|
| Regional Statistical Services Office - IVA                 | 60,338,000         | 10,183,000        | 70,521,000         |
| Region IVB - MIMAROPA                                      | <u>27,044,000</u>  | <u>8,610,000</u>  | <u>35,654,000</u>  |
| Regional Statistical Services Office - IVB                 | 27,044,000         | 8,610,000         | 35,654,000         |
| Region V - Bicol   | <u>35,734,000</u>  | <u>10,025,000</u> | <u>45,759,000</u>  |
| Regional Statistical Services Office - V                   | 35,734,000         | 10,025,000        | 45,759,000         |
| Region VI - Western Visayas                                | <u>44,391,000</u>  | <u>10,979,000</u> | <u>55,370,000</u>  |
| Regional Statistical Services Office - VI                  | 44,391,000         | 10,979,000        | 55,370,000         |
| Region VII - Central Visayas                               | <u>39,031,000</u>  | <u>7,706,000</u>  | <u>46,737,000</u>  |
| Regional Statistical Services Office - VII                 | 39,031,000         | 7,706,000         | 46,737,000         |
| Region VIII - Eastern Visayas                              | <u>38,657,000</u>  | <u>9,332,000</u>  | <u>47,989,000</u>  |
| Regional Statistical Services Office - VIII                | 38,657,000         | 9,332,000         | 47,989,000         |
| Region IX - Zamboanga Peninsula                            | <u>24,901,000</u>  | <u>6,710,000</u>  | <u>31,611,000</u>  |
| Regional Statistical Services Office - IX                  | 24,901,000         | 6,710,000         | 31,611,000         |
| Region X - Northern Mindanao                               | <u>31,811,000</u>  | <u>8,511,000</u>  | <u>40,322,000</u>  |
| Regional Statistical Services Office - X                   | 31,811,000         | 8,511,000         | 40,322,000         |
| Region XI - Davao  | <u>33,093,000</u>  | <u>8,924,000</u>  | <u>42,017,000</u>  |
| Regional Statistical Services Office - XI                  | 33,093,000         | 8,924,000         | 42,017,000         |
| Region XII - SOCCSKSARGEN                                  | <u>30,892,000</u>  | <u>6,846,000</u>  | <u>37,738,000</u>  |
| Regional Statistical Services Office - XII                 | 30,892,000         | 6,846,000         | 37,738,000         |
| Region XIII - Caraga                                       | <u>35,903,000</u>  | <u>7,200,000</u>  | <u>43,103,000</u>  |
| Regional Statistical Services Office - XIII                | 35,903,000         | 7,200,000         | 43,103,000         |
| Bangsamoro Autonomous Region in<br>Muslim Mindanao (BARMM) | <u>32,354,000</u>  | <u>7,245,000</u>  | <u>39,599,000</u>  |
| Regional Statistical Services Office - BARMM               | 32,354,000         | 7,245,000         | 39,599,000         |
| Conduct of Household-based Censuses and Surveys            | <u>140,265,000</u> | <u>80,153,000</u> | <u>220,418,000</u> |
| National Capital Region (NCR)                              | <u>36,063,000</u>  | <u>67,310,000</u> | <u>103,373,000</u> |
| Central Office   | 29,629,000         | 65,790,000        | 95,419,000         |
| Regional Statistical Services Office - NCR                 | 6,434,000          | 1,520,000         | 7,954,000          |
| Region I - Ilocos  | <u>6,890,000</u>   | <u>817,000</u>    | <u>7,707,000</u>   |
| Regional Statistical Services Office - I                   | 6,890,000          | 817,000           | 7,707,000          |

|  |           |           |           |
|--|-----------|-----------|-----------|
| Cordillera Administrative Region (CAR)                     | 5,111,000 | 742,000   | 5,853,000 |
| Regional Statistical Services Office - CAR                 | 5,111,000 | 742,000   | 5,853,000 |
| Region II - Cagayan Valley                                 | 8,213,000 | 579,000   | 8,792,000 |
| Regional Statistical Services Office - II                  | 8,213,000 | 579,000   | 8,792,000 |
| Region III - Central Luzon                                 | 7,637,000 | 1,049,000 | 8,686,000 |
| Regional Statistical Services Office - III                 | 7,637,000 | 1,049,000 | 8,686,000 |
| Region IVA - CALABARZON                                    | 7,460,000 | 722,000   | 8,182,000 |
| Regional Statistical Services Office - IVA                 | 7,460,000 | 722,000   | 8,182,000 |
| Region IVB - MIMAROPA                                      | 5,763,000 | 619,000   | 6,382,000 |
| Regional Statistical Services Office - IVB                 | 5,763,000 | 619,000   | 6,382,000 |
| Region V - Bicol   | 8,303,000 | 719,000   | 9,022,000 |
| Regional Statistical Services Office - V                   | 8,303,000 | 719,000   | 9,022,000 |
| Region VI - Western Visayas                                | 7,614,000 | 674,000   | 8,288,000 |
| Regional Statistical Services Office - VI                  | 7,614,000 | 674,000   | 8,288,000 |
| Region VII - Central Visayas                               | 7,145,000 | 513,000   | 7,658,000 |
| Regional Statistical Services Office - VII                 | 7,145,000 | 513,000   | 7,658,000 |
| Region VIII - Eastern Visayas                              | 7,142,000 | 1,355,000 | 8,497,000 |
| Regional Statistical Services Office - VIII                | 7,142,000 | 1,355,000 | 8,497,000 |
| Region IX - Zamboanga Peninsula                            | 6,654,000 | 853,000   | 7,507,000 |
| Regional Statistical Services Office - IX                  | 6,654,000 | 853,000   | 7,507,000 |
| Region X - Northern Mindanao                               | 5,720,000 | 541,000   | 6,261,000 |
| Regional Statistical Services Office - X                   | 5,720,000 | 541,000   | 6,261,000 |
| Region XI - Davao  | 6,859,000 | 616,000   | 7,475,000 |
| Regional Statistical Services Office - XI                  | 6,859,000 | 616,000   | 7,475,000 |
| Region XII - SOCCSKSARGEN                                  | 5,459,000 | 1,202,000 | 6,661,000 |
| Regional Statistical Services Office - XII                 | 5,459,000 | 1,202,000 | 6,661,000 |
| Region XIII - Caraga                                       |           | 598,000   | 598,000   |
| Regional Statistical Services Office - XIII                |           | 598,000   | 598,000   |
| Bangsamoro Autonomous Region in<br>Muslim Mindanao (BARMM) | 8,232,000 | 1,244,000 | 9,476,000 |
| Regional Statistical Services Office - BARMM               | 8,232,000 | 1,244,000 | 9,476,000 |

|  |               |             |               |
|--|---------------|-------------|---------------|
| Generation/Compilation of administrative-based statistics and derived indicators | 2,047,000     |             | 2,047,000     |
| National Capital Region (NCR)  | 2,047,000     |             | 2,047,000     |
| Central Office   | 2,047,000     |             | 2,047,000     |
| <b>Project(s)</b>  |               |             |               |
| Locally-Funded Project(s)  | 1,738,283,000 | 457,210,000 | 2,195,493,000 |
| Census of Agriculture and Fisheries  | 739,005,000   |             | 739,005,000   |
| National Capital Region (NCR)  | 739,005,000   |             | 739,005,000   |
| Central Office   | 739,005,000   |             | 739,005,000   |
| Census of Philippine Business and Industry                                       | 37,734,000    |             | 37,734,000    |
| National Capital Region (NCR)  | 37,734,000    |             | 37,734,000    |
| Central Office   | 37,734,000    |             | 37,734,000    |
| Annual Survey of Philippine Business and Industry                                | 98,234,000    |             | 98,234,000    |
| National Capital Region (NCR)  | 98,234,000    |             | 98,234,000    |
| Central Office   | 98,234,000    |             | 98,234,000    |
| Annual Poverty Indicators Survey   | 5,052,000     |             | 5,052,000     |
| National Capital Region (NCR)  | 5,052,000     |             | 5,052,000     |
| Central Office   | 5,052,000     |             | 5,052,000     |
| Annual Survey of Information and Communication Technology                        | 4,586,000     |             | 4,586,000     |
| National Capital Region (NCR)  | 4,586,000     |             | 4,586,000     |
| Central Office   | 4,586,000     |             | 4,586,000     |
| Family Income and Expenditures Survey  | 284,929,000   |             | 284,929,000   |
| National Capital Region (NCR)  | 284,929,000   |             | 284,929,000   |
| Central Office   | 284,929,000   |             | 284,929,000   |
| National Demographic Health Survey   | 81,603,000    |             | 81,603,000    |
| National Capital Region (NCR)  | 81,603,000    |             | 81,603,000    |
| Central Office   | 81,603,000    |             | 81,603,000    |
| Census of Population and Housing   | 140,548,000   |             | 140,548,000   |
| National Capital Region (NCR)  | 140,548,000   |             | 140,548,000   |
| Central Office   | 140,548,000   |             | 140,548,000   |

|   |                   |                    |                    |                    |
|---|-------------------|--------------------|--------------------|--------------------|
| Development/Enhancement of the Design of Statistical Frame Integrating Geospatial Information |                   | <u>217,473,000</u> |                    | <u>217,473,000</u> |
| National Capital Region (NCR)   |                   | <u>217,473,000</u> |                    | <u>217,473,000</u> |
| Central Office  |                   | 217,473,000        |                    | 217,473,000        |
| Generation/Compilation of Community-Based Statistics  |                   | <u>116,950,000</u> | <u>457,210,000</u> | <u>574,160,000</u> |
| National Capital Region (NCR)   |                   | <u>116,950,000</u> | <u>457,210,000</u> | <u>574,160,000</u> |
| Central Office  |                   | 116,950,000        | 457,210,000        | 574,160,000        |
| Survey on Tourism Establishments in the Philippines (STEP)                                    |                   | <u>12,169,000</u>  |                    | <u>12,169,000</u>  |
| National Capital Region (NCR)   |                   | <u>12,169,000</u>  |                    | <u>12,169,000</u>  |
| Central Office  |                   | 12,169,000         |                    | 12,169,000         |
| STATISTICAL POLICY AND COORDINATION PROGRAM   | <u>71,193,000</u> | <u>86,144,000</u>  |                    | <u>157,337,000</u> |
| Statistical Planning, Programming, Budgeting, Monitoring and Evaluation                       | <u>6,439,000</u>  | <u>27,832,000</u>  |                    | <u>34,271,000</u>  |
| National Capital Region (NCR)   | <u>6,439,000</u>  | <u>27,832,000</u>  |                    | <u>34,271,000</u>  |
| Central Office  | 6,439,000         | 27,832,000         |                    | 34,271,000         |
| Development and Improvement of Statistical Frameworks and Standards                           | <u>44,726,000</u> | <u>51,734,000</u>  |                    | <u>96,460,000</u>  |
| National Capital Region (NCR)   | <u>44,726,000</u> | <u>51,734,000</u>  |                    | <u>96,460,000</u>  |
| Central Office  | 44,726,000        | 51,734,000         |                    | 96,460,000         |
| Coordination of Statistical Activities at the National and Local Levels                       | <u>20,028,000</u> | <u>6,578,000</u>   |                    | <u>26,606,000</u>  |
| National Capital Region (NCR)   | <u>20,028,000</u> | <u>2,123,000</u>   |                    | <u>22,151,000</u>  |
| Central Office  | 20,028,000        | 2,049,000          |                    | 22,077,000         |
| Regional Statistical Services Office - NCR  |                   | 74,000             |                    | 74,000             |
| Region I - Ilocos   |                   | <u>347,000</u>     |                    | <u>347,000</u>     |
| Regional Statistical Services Office - I  |                   | 347,000            |                    | 347,000            |
| Cordillera Administrative Region (CAR)  |                   | <u>178,000</u>     |                    | <u>178,000</u>     |
| Regional Statistical Services Office - CAR  |                   | 178,000            |                    | 178,000            |
| Region II - Cagayan Valley  |                   | <u>118,000</u>     |                    | <u>118,000</u>     |
| Regional Statistical Services Office - II   |                   | 118,000            |                    | 118,000            |
| Region III - Central Luzon  |                   | <u>220,000</u>     |                    | <u>220,000</u>     |

|  |                    |                      |                   |                      |
|--|--------------------|----------------------|-------------------|----------------------|
| Regional Statistical Services Office - III                     | 220,000            | 220,000              |                   |                      |
| <b>Region IVA - CALABARZON</b>                                 | <b>415,000</b>     | <b>415,000</b>       |                   |                      |
| Regional Statistical Services Office - IVA                     | 415,000            | 415,000              |                   |                      |
| <b>Region IVB - MIMAROPA</b>                                   | <b>306,000</b>     | <b>306,000</b>       |                   |                      |
| Regional Statistical Services Office - IVB                     | 306,000            | 306,000              |                   |                      |
| <b>Region V - Bicol</b>  | <b>258,000</b>     | <b>258,000</b>       |                   |                      |
| Regional Statistical Services Office - V                       | 258,000            | 258,000              |                   |                      |
| <b>Region VI - Western Visayas</b>                             | <b>264,000</b>     | <b>264,000</b>       |                   |                      |
| Regional Statistical Services Office - VI                      | 264,000            | 264,000              |                   |                      |
| <b>Region VII - Central Visayas</b>                            | <b>137,000</b>     | <b>137,000</b>       |                   |                      |
| Regional Statistical Services Office - VII                     | 137,000            | 137,000              |                   |                      |
| <b>Region VIII - Eastern Visayas</b>                           | <b>474,000</b>     | <b>474,000</b>       |                   |                      |
| Regional Statistical Services Office - VIII                    | 474,000            | 474,000              |                   |                      |
| <b>Region IX - Zamboanga Peninsula</b>                         | <b>121,000</b>     | <b>121,000</b>       |                   |                      |
| Regional Statistical Services Office - IX                      | 121,000            | 121,000              |                   |                      |
| <b>Region X - Northern Mindanao</b>                            | <b>432,000</b>     | <b>432,000</b>       |                   |                      |
| Regional Statistical Services Office - X                       | 432,000            | 432,000              |                   |                      |
| <b>Region XI - Davao</b>                                       | <b>165,000</b>     | <b>165,000</b>       |                   |                      |
| Regional Statistical Services Office - XI                      | 165,000            | 165,000              |                   |                      |
| <b>Region XII - SOCCSKSARGEN</b>                               | <b>413,000</b>     | <b>413,000</b>       |                   |                      |
| Regional Statistical Services Office - XII                     | 413,000            | 413,000              |                   |                      |
| <b>Region XIII - Caraga</b>                                    | <b>264,000</b>     | <b>264,000</b>       |                   |                      |
| Regional Statistical Services Office - XIII                    | 264,000            | 264,000              |                   |                      |
| <b>Bangsamoro Autonomous Region in Muslim Mindanao (BARMM)</b> | <b>343,000</b>     | <b>343,000</b>       |                   |                      |
| Regional Statistical Services Office - BARMM                   | 343,000            | 343,000              |                   |                      |
| Citizen's access to social services facilitated                | 157,033,000        | 5,002,593,000        | 50,247,000        | 5,209,873,000        |
| <b>CIVIL REGISTRATION PROGRAM</b>                              | <b>157,033,000</b> | <b>5,002,593,000</b> | <b>50,247,000</b> | <b>5,209,873,000</b> |
| Processing and Archiving of Civil Registry Documents           | 135,970,000        | 63,231,000           |                   | 199,201,000          |
| <b>National Capital Region (NCR)</b>                           | <b>34,503,000</b>  | <b>25,402,000</b>    |                   | <b>59,905,000</b>    |
| Central Office   | 29,964,000         | 24,179,000           |                   | 54,143,000           |



|   |                  |                  |                   |
|---|------------------|------------------|-------------------|
| Regional Statistical Services Office - NCR  | 4,539,000        | 1,223,000        | 5,762,000         |
| Region I - Ilocos                           | <u>7,094,000</u> | <u>2,360,000</u> | <u>9,454,000</u>  |
| Regional Statistical Services Office - I    | 7,094,000        | 2,360,000        | 9,454,000         |
| Cordillera Administrative Region (CAR)      | <u>6,106,000</u> | <u>1,163,000</u> | <u>7,269,000</u>  |
| Regional Statistical Services Office - CAR  | 6,106,000        | 1,163,000        | 7,269,000         |
| Region II - Cagayan Valley                  | <u>6,269,000</u> | <u>2,619,000</u> | <u>8,888,000</u>  |
| Regional Statistical Services Office - II   | 6,269,000        | 2,619,000        | 8,888,000         |
| Region III - Central Luzon                  | <u>7,107,000</u> | <u>3,526,000</u> | <u>10,633,000</u> |
| Regional Statistical Services Office - III  | 7,107,000        | 3,526,000        | 10,633,000        |
| Region IVA - CALABARZON                     | <u>6,066,000</u> | <u>3,436,000</u> | <u>9,502,000</u>  |
| Regional Statistical Services Office - IVA  | 6,066,000        | 3,436,000        | 9,502,000         |
| Region IVB - MIMAROPA                       | <u>7,113,000</u> | <u>2,656,000</u> | <u>9,769,000</u>  |
| Regional Statistical Services Office - IVB  | 7,113,000        | 2,656,000        | 9,769,000         |
| Region V - Bicol                            | <u>6,818,000</u> | <u>1,664,000</u> | <u>8,482,000</u>  |
| Regional Statistical Services Office - V    | 6,818,000        | 1,664,000        | 8,482,000         |
| Region VI - Western Visayas                 | <u>7,127,000</u> | <u>2,732,000</u> | <u>9,859,000</u>  |
| Regional Statistical Services Office - VI   | 7,127,000        | 2,732,000        | 9,859,000         |
| Region VII - Central Visayas                | <u>6,761,000</u> | <u>1,912,000</u> | <u>8,673,000</u>  |
| Regional Statistical Services Office - VII  | 6,761,000        | 1,912,000        | 8,673,000         |
| Region VIII - Eastern Visayas               | <u>6,290,000</u> | <u>4,815,000</u> | <u>11,105,000</u> |
| Regional Statistical Services Office - VIII | 6,290,000        | 4,815,000        | 11,105,000        |
| Region IX - Zamboanga Peninsula             | <u>5,774,000</u> | <u>923,000</u>   | <u>6,697,000</u>  |
| Regional Statistical Services Office - IX   | 5,774,000        | 923,000          | 6,697,000         |
| Region X - Northern Mindanao                | <u>5,013,000</u> | <u>1,553,000</u> | <u>6,566,000</u>  |
| Regional Statistical Services Office - X    | 5,013,000        | 1,553,000        | 6,566,000         |
| Region XI - Davao                           | <u>7,102,000</u> | <u>2,022,000</u> | <u>9,124,000</u>  |
| Regional Statistical Services Office - XI   | 7,102,000        | 2,022,000        | 9,124,000         |
| Region XII - SOCCSKSARGEN                   | <u>4,702,000</u> | <u>4,195,000</u> | <u>8,897,000</u>  |
| Regional Statistical Services Office - XII  | 4,702,000        | 4,195,000        | 8,897,000         |
| Region XIII - Caraga                        | <u>6,448,000</u> | <u>1,181,000</u> | <u>7,629,000</u>  |

|  |                 |                 |                 |                  |
|--|-----------------|-----------------|-----------------|------------------|
| Regional Statistical Services Office - XIII  | 6,448,000       | 1,181,000       | 7,629,000       |                  |
| Bangsamoro Autonomous Region in Muslim Mindanao (BARMM)  | 5,677,000       | 1,072,000       | 6,749,000       |                  |
| Regional Statistical Services Office - BARMM   | 5,677,000       | 1,072,000       | 6,749,000       |                  |
| Issuance of Civil Registration Certification/Authentication of Documents                                 | 21,063,000      | 90,950,000      | 112,013,000     |                  |
| National Capital Region (NCR)  | 21,063,000      | 90,950,000      | 112,013,000     |                  |
| Central Office   | 21,063,000      | 90,950,000      | 112,013,000     |                  |
| Technical Supervision over Local Civil Registrars  |                 | 3,255,000       | 3,255,000       |                  |
| National Capital Region (NCR)  |                 | 3,255,000       | 3,255,000       |                  |
| Central Office   |                 | 3,255,000       | 3,255,000       |                  |
| Project(s)   |                 |                 |                 |                  |
| Locally-Funded Project(s)  |                 | 4,845,157,000   | 50,247,000      | 4,895,404,000    |
| Unified Multi-Purpose ID (UMID) System - Central Verification and Enrolment Agency Component (UMID-CVEA) |                 | 55,000,000      |                 | 55,000,000       |
| National Capital Region (NCR)  |                 | 55,000,000      |                 | 55,000,000       |
| Central Office   |                 | 55,000,000      |                 | 55,000,000       |
| Philippine Identification System   |                 | 4,790,157,000   | 50,247,000      | 4,840,404,000    |
| National Capital Region (NCR)  |                 | 4,790,157,000   | 50,247,000      | 4,840,404,000    |
| Central Office   |                 | 4,790,157,000   | 50,247,000      | 4,840,404,000    |
| Sub-total, Operations  | 1,072,357,000   | 7,398,057,000   | 507,457,000     | 8,977,871,000    |
| TOTAL NEW APPROPRIATIONS   | P 1,366,596,000 | P 8,171,919,000 | P 1,441,696,000 | P 10,980,211,000 |

New Appropriations, by Object of Expenditures  
(In Thousand Pesos)

Current Operating Expenditures

Personnel Services

Civilian Personnel

Permanent Positions

Basic Salary

1,019,540

Total Permanent Positions

1,019,540

**Other Compensation Common to All**

|                                     |        |
|-------------------------------------|--------|
| Personnel Economic Relief Allowance | 56,256 |
| Representation Allowance            | 11,820 |
| Transportation Allowance            | 11,820 |
| Clothing and Uniform Allowance      | 14,064 |
| Mid-Year Bonus - Civilian           | 84,964 |
| Year End Bonus                      | 84,964 |
| Cash Gift                           | 11,720 |
| Per Diems                           | 7,410  |
| Productivity Enhancement Incentive  | 11,720 |
| Step Increment                      | 2,553  |

|   |                |
|---|----------------|
| <b>Total Other Compensation Common to All</b> | <b>297,291</b> |
|---|----------------|

**Other Benefits**

|   |        |
|---|--------|
| PAG-IBIG Contributions                    | 2,806  |
| PhilHealth Contributions                  | 16,847 |
| Employees Compensation Insurance Premiums | 2,806  |
| Terminal Leave                            | 27,306 |

|                             |               |
|-----------------------------|---------------|
| <b>Total Other Benefits</b> | <b>49,765</b> |
|-----------------------------|---------------|

|                                 |                  |
|---------------------------------|------------------|
| <b>Total Personnel Services</b> | <b>1,366,596</b> |
|---------------------------------|------------------|

**Maintenance and Other Operating Expenses**

|   |           |
|---|-----------|
| Travelling Expenses                                   | 637,061   |
| Training and Scholarship Expenses                     | 359,496   |
| Supplies and Materials Expenses                       | 462,019   |
| Utility Expenses                                      | 149,446   |
| Communication Expenses                                | 572,543   |
| Confidential, Intelligence and Extraordinary Expenses |           |
| Extraordinary and Miscellaneous Expenses              | 4,771     |
| Professional Services                                 | 1,343,168 |
| General Services                                      | 3,046,845 |
| Repairs and Maintenance                               | 85,952    |
| Taxes, Insurance Premiums and Other Fees              | 72,491    |
| Other Maintenance and Operating Expenses              |           |
| Advertising Expenses                                  | 1,436     |
| Printing and Publication Expenses                     | 434,967   |
| Representation Expenses                               | 18,321    |
| Transportation and Delivery Expenses                  | 2,201     |
| Rent/Lease Expenses                                   | 445,813   |
| Membership Dues and Contributions to Organizations    | 140       |
| Subscription Expenses                                 | 493,634   |
| Other Maintenance and Operating Expenses              | 41,615    |

|   |                  |
|---|------------------|
| <b>Total Maintenance and Other Operating Expenses</b> | <b>8,171,919</b> |
|---|------------------|

|   |                  |
|---|------------------|
| <b>Total Current Operating Expenditures</b> | <b>9,538,515</b> |
|---|------------------|

**Capital Outlays**

|                                      |         |
|--------------------------------------|---------|
| Property, Plant and Equipment Outlay |         |
| Buildings and Other Structures       | 866,650 |
| Machinery and Equipment Outlay       | 575,046 |

|                                 |                   |
|---------------------------------|-------------------|
| Total Capital Outlays           | 1,441,696         |
| <b>TOTAL NEW APPROPRIATIONS</b> | <b>10,980,211</b> |

**G. TARIFF COMMISSION**

For general administration and support, support to operations, and operations, as indicated hereunder . . . . . P 93,619,000

New Appropriations, by Program

|   | Current Operating Expenditures |  |                           |                            |
|---|--------------------------------|--|---------------------------|----------------------------|
|   | Personnel Services             | Maintenance and Other Operating Expenses | Capital Outlays           | Total                      |
| <b>PROGRAMS</b>                                     |                                |  |                           |                            |
| General Administration and Support                  | P 31,647,000                   | P 14,699,000                             | P                         | P 46,346,000               |
| Support to Operations                               | 4,593,000                      | 5,806,000                                | 3,338,000                 | 13,737,000                 |
| Operations  | <u>26,830,000</u>              | <u>6,706,000</u>                         |                           | <u>33,536,000</u>          |
| TARIFF ADMINISTRATION PROGRAM                       | 15,888,000                     | 3,320,000                                |                           | 19,208,000                 |
| INTERNATIONAL TRADE AND TARIFF NEGOTIATIONS PROGRAM | 8,226,000                      | 1,752,000                                |                           | 9,978,000                  |
| TRADE REMEDY MEASURES PROGRAM                       | <u>2,716,000</u>               | <u>1,634,000</u>                         |                           | <u>4,350,000</u>           |
| <b>TOTAL NEW APPROPRIATIONS</b>                     | <b>P <u>63,070,000</u></b>     | <b>P <u>27,211,000</u></b>               | <b>P <u>3,338,000</u></b> | <b>P <u>93,619,000</u></b> |

**Special Provision(s)**

1. **Remedies Fund.** In addition to the amounts appropriated herein, Four Million Pesos (P4,000,000) shall be used in the implementation of remedies or safeguard measures for the protection of the domestic industries and producers from increased imports which cause or threaten to cause injury to the local industry, sourced from fifty percent (50%) of the revenues collected from fees, charges, and safeguard duties, constituted into the Remedies Fund in accordance with Section 34 of R.A. No. 8800.

Release of funds shall be subject to the submission of a Special Budget pursuant to Section 35, Chapter 5, Book VI of E.O. No. 292.

2. **Reporting and Posting Requirements.** The submission of the quarterly reports on its financial and physical accomplishments shall be in accordance with Section 99 of the General Provisions of this Act.

3. **Appropriations for Activities or Projects.** The amounts appropriated herein shall be used specifically for the following activities or projects in the indicated amounts and conditions:

New Appropriations, by Programs/Activities/Projects

|                                    | Current Operating Expenditures |  |                 |              |
|------------------------------------|--------------------------------|--|-----------------|--------------|
|                                    | Personnel Services             | Maintenance and Other Operating Expenses | Capital Outlays | Total        |
| <b>PROGRAMS</b>                    |                                |  |                 |              |
| General Administration and Support |                                |  |                 |              |
| General Management and Supervision | P 28,979,000                   | P 14,699,000                             | P               | P 43,678,000 |

|   |                     |                     |                    |                     |
|---|---------------------|---------------------|--------------------|---------------------|
| Administration of Personnel Benefits  | 2,668,000           |                     |                    | 2,668,000           |
| Sub-total, General Administration and Support   | 31,647,000          | 14,699,000          |                    | 46,346,000          |
| Support to Operations   |                     |                     |                    |                     |
| Planning and Program Development and Monitoring   | 2,179,000           | 219,000             |                    | 2,398,000           |
| Information, Packaging and Dissemination  | 1,022,000           | 200,000             |                    | 1,222,000           |
| Information System Development and Maintenance  | 1,392,000           | 5,387,000           | 3,338,000          | 10,117,000          |
| Sub-total, Support to Operations  | 4,593,000           | 5,806,000           | 3,338,000          | 13,737,000          |
| Operations  |                     |                     |                    |                     |
| Competitiveness of local industries enhanced<br>and international trade promoted  | 26,830,000          | 6,706,000           |                    | 33,536,000          |
| <b>TARIFF ADMINISTRATION PROGRAM</b>  | 15,888,000          | 3,320,000           |                    | 19,208,000          |
| Conduct of investigations and public hearings<br>on petitions for tariff modification   | 2,081,000           | 2,337,000           |                    | 4,418,000           |
| Issuance of rulings and opinions on applications<br>for tariff classification   | 10,971,000          | 459,000             |                    | 11,430,000          |
| Conduct of studies on the impact of tariff<br>policies and programs on national competitiveness<br>and consumer welfare in line with the<br>economic objectives of the government                   | 2,836,000           | 524,000             |                    | 3,360,000           |
| <b>INTERNATIONAL TRADE AND TARIFF<br/>NEGOTIATIONS PROGRAM</b>  | 8,226,000           | 1,752,000           |                    | 9,978,000           |
| Conduct of investigations and public consultations<br>on tariff concessions to be granted by the<br>Philippines under multilateral, regional, bilateral<br>and other international trade agreements | 1,241,000           | 539,000             |                    | 1,780,000           |
| Participation in international trade and tariff<br>negotiations including review of the trade<br>agreements for negotiation and trade agreements<br>entered into by the Philippines                 | 4,439,000           | 610,000             |                    | 5,049,000           |
| Administration, updating and conduct of consultations<br>on the ASEAN Harmonized Tariff Nomenclature  | 2,546,000           | 603,000             |                    | 3,149,000           |
| <b>TRADE REMEDY MEASURES PROGRAM</b>  | 2,716,000           | 1,634,000           |                    | 4,350,000           |
| Adjudication of cases on the application<br>of trade remedies against imports   | 2,716,000           | 1,634,000           |                    | 4,350,000           |
| Sub-total, Operations   | 26,830,000          | 6,706,000           |                    | 33,536,000          |
| <b>TOTAL NEW APPROPRIATIONS</b>   | <b>P 63,070,000</b> | <b>P 27,211,000</b> | <b>P 3,338,000</b> | <b>P 93,619,000</b> |

New Appropriations, by Object of Expenditures  
(In Thousand Pesos)

**Current Operating Expenditures****Personnel Services****Civilian Personnel****Permanent Positions**

|              |        |
|--------------|--------|
| Basic Salary | 46,760 |
|--------------|--------|

|                           |        |
|---------------------------|--------|
| Total Permanent Positions | 46,760 |
|---------------------------|--------|

**Other Compensation Common to All**

|                                     |       |
|-------------------------------------|-------|
| Personnel Economic Relief Allowance | 1,896 |
| Representation Allowance            | 834   |
| Transportation Allowance            | 834   |
| Clothing and Uniform Allowance      | 474   |
| Mid-Year Bonus - Civilian           | 3,897 |
| Year End Bonus                      | 3,897 |
| Cash Gift                           | 395   |
| Productivity Enhancement Incentive  | 395   |
| Step Increment                      | 116   |

|  |        |
|--|--------|
| Total Other Compensation Common to All | 12,738 |
|--|--------|

**Other Benefits**

|   |       |
|---|-------|
| PAG-IBIG Contributions                    | 96    |
| PhilHealth Contributions                  | 712   |
| Employees Compensation Insurance Premiums | 96    |
| Terminal Leave                            | 2,668 |

|                      |       |
|----------------------|-------|
| Total Other Benefits | 3,572 |
|----------------------|-------|

|                          |        |
|--------------------------|--------|
| Total Personnel Services | 63,070 |
|--------------------------|--------|

**Maintenance and Other Operating Expenses**

|   |        |
|---|--------|
| Travelling Expenses                                   | 4,235  |
| Training and Scholarship Expenses                     | 915    |
| Supplies and Materials Expenses                       | 1,709  |
| Utility Expenses                                      | 1,028  |
| Communication Expenses                                | 2,327  |
| Confidential, Intelligence and Extraordinary Expenses |        |
| Extraordinary and Miscellaneous Expenses              | 440    |
| Professional Services                                 | 245    |
| General Services                                      | 1,138  |
| Repairs and Maintenance                               | 975    |
| Taxes, Insurance Premiums and Other Fees              | 130    |
| Other Maintenance and Operating Expenses              |        |
| Advertising Expenses                                  | 288    |
| Printing and Publication Expenses                     | 530    |
| Representation Expenses                               | 90     |
| Rent/Lease Expenses                                   | 10,201 |
| Membership Dues and Contributions to Organizations    | 8      |
| Subscription Expenses                                 | 2,934  |
| Donations   | 8      |
| Other Maintenance and Operating Expenses              | 10     |

|  |        |
|--|--------|
| Total Maintenance and Other Operating Expenses | 27,211 |
| Total Current Operating Expenditures           | 90,281 |
| Capital Outlays                                |        |
| Property, Plant and Equipment Outlay           |        |
| Machinery and Equipment Outlay                 | 3,338  |
| Total Capital Outlays                          | 3,338  |
| TOTAL NEW APPROPRIATIONS                       | 93,619 |

**GENERAL SUMMARY**  
**NATIONAL ECONOMIC AND DEVELOPMENT AUTHORITY**

|   | Current Operating Expenditures |  |                    |                        |                         |
|---|--------------------------------|--|--------------------|------------------------|-------------------------|
|   | Personnel Services             | Maintenance and Other Operating Expenses | Financial Expenses | Capital Outlays        | Total                   |
| A. OFFICE OF THE SECRETARY  | P 918,455,000                  | P 529,472,000                            | P                  | P 271,965,000          | P 1,719,892,000         |
| B. COMMISSION ON POPULATION AND DEVELOPMENT                           | 225,227,000                    | 282,324,000                              |                    | 13,440,000             | 520,991,000             |
| C. PHILIPPINE NATIONAL VOLUNTEER SERVICE COORDINATING AGENCY          | 16,120,000                     | 15,726,000                               | 8,000              | 3,064,000              | 34,918,000              |
| D. PUBLIC-PRIVATE PARTNERSHIP CENTER OF THE PHILIPPINES               | 117,172,000                    | 83,722,000                               |                    | 5,954,000              | 206,848,000             |
| E. PHILIPPINE STATISTICAL RESEARCH AND TRAINING INSTITUTE             | 28,954,000                     | 30,454,000                               |                    | 95,000                 | 59,503,000              |
| F. PHILIPPINE STATISTICS AUTHORITY                                    | 1,366,596,000                  | 8,171,919,000                            |                    | 1,441,696,000          | 10,980,211,000          |
| G. TARIFF COMMISSION  | 63,070,000                     | 27,211,000                               |                    | 3,338,000              | 93,619,000              |
| TOTAL NEW APPROPRIATIONS, NATIONAL ECONOMIC AND DEVELOPMENT AUTHORITY | P <u>2,735,594,000</u>         | P <u>9,140,828,000</u>                   | P <u>8,000</u>     | P <u>1,739,552,000</u> | P <u>13,615,982,000</u> |



**XXVII. PRESIDENTIAL COMMUNICATIONS OPERATIONS OFFICE****A. PRESIDENTIAL COMMUNICATIONS OPERATIONS OFFICE (PROPER)**

For general administration and support, and operations, as indicated hereunder . . . . . P 827,121,000

**New Appropriations, by Program**

|                                     | Current Operating Expenditures |  |                             |                             |
|-------------------------------------|--------------------------------|--|-----------------------------|-----------------------------|
|                                     | Personal Services              | Maintenance and<br>Other Operating<br>Expenses | Capital Outlays             | Total                       |
| <b>PROGRAMS</b>                     |                                |  |                             |                             |
| General Administration and Support  | P 122,469,000                  | P 127,459,000                                  | P                           | P 249,928,000               |
| Operations                          | <u>24,678,000</u>              | <u>186,601,000</u>                             | <u>365,914,000</u>          | <u>577,193,000</u>          |
| PRESIDENTIAL COMMUNICATIONS PROGRAM | <u>24,678,000</u>              | <u>186,601,000</u>                             | <u>365,914,000</u>          | <u>577,193,000</u>          |
| <b>TOTAL NEW APPROPRIATIONS</b>     | <u><u>P 147,147,000</u></u>    | <u><u>P 314,060,000</u></u>                    | <u><u>P 365,914,000</u></u> | <u><u>P 827,121,000</u></u> |

**Special Provision(s)**

1. **Reporting and Posting Requirements.** The submission of the quarterly reports on its financial and physical accomplishments, shall be in accordance with Section 99 of the General Provisions of this Act.

2. **Hiring of Contract of Service.** The hiring of individuals under contract of service shall comply with Joint Circular No. 1 issued by the Civil Service Commission, Department of Budget and Management, and the Commission on Audit. No part of the appropriations can be used to produce content or engage in activities that involve fake news, hate speech or red-tagging of individuals.

(GENERAL OBSERVATION - President's Veto Message, December 30, 2021, Volume I-B, page 822, R.A. No. 11639)

3. **Appropriations for Activities or Project(s).** The amounts appropriated herein shall be used specifically for the following activities or projects in the indicated amounts and conditions:

**New Appropriations, by Programs/Activities/Projects**

|   | Current Operating Expenditures |  |                    |                      |
|---|--------------------------------|--|--------------------|----------------------|
|   | Personal Services              | Maintenance and<br>Other Operating<br>Expenses | Capital Outlays    | Total                |
| <b>PROGRAMS</b>   |                                |  |                    |                      |
| General Administration and Support  |                                |  |                    |                      |
| General management and supervision  | P <u>122,469,000</u>           | P <u>127,459,000</u>                           | P                  | P <u>249,928,000</u> |
| Sub-total, General Administration and Support   | <u>122,469,000</u>             | <u>127,459,000</u>                             |                    | <u>249,928,000</u>   |
| Operations  |                                |  |                    |                      |
| Public access, engagement and understanding of<br>Presidential policies and government programs<br>achieved | <u>24,678,000</u>              | <u>186,601,000</u>                             | <u>365,914,000</u> | <u>577,193,000</u>   |

|  |                             |                             |                             |                             |
|--|-----------------------------|-----------------------------|-----------------------------|-----------------------------|
| <b>PRESIDENTIAL COMMUNICATIONS PROGRAM</b>   | <u>24,678,000</u>           | <u>186,601,000</u>          | <u>365,914,000</u>          | <u>577,193,000</u>          |
| Formulation, coordination and implementation of integrated public information plans and programs | <u>24,678,000</u>           | <u>186,601,000</u>          | <u>365,914,000</u>          | <u>577,193,000</u>          |
| Sub-total, Operations  | <u>24,678,000</u>           | <u>186,601,000</u>          | <u>365,914,000</u>          | <u>577,193,000</u>          |
| <b>TOTAL NEW APPROPRIATIONS</b>  | <b>P <u>147,147,000</u></b> | <b>P <u>314,060,000</u></b> | <b>P <u>365,914,000</u></b> | <b>P <u>827,121,000</u></b> |

New Appropriations, by Object of Expenditures  
(In Thousand Pesos)

Current Operating Expenditures

Personnel Services

Civilian Personnel

Permanent Positions

|              |                |
|--------------|----------------|
| Basic Salary | <u>112,512</u> |
|--------------|----------------|

|                           |                |
|---------------------------|----------------|
| Total Permanent Positions | <u>112,512</u> |
|---------------------------|----------------|

Other Compensation Common to All

|                                     |            |
|-------------------------------------|------------|
| Personnel Economic Relief Allowance | 3,528      |
| Representation Allowance            | 3,246      |
| Transportation Allowance            | 3,246      |
| Clothing and Uniform Allowance      | 882        |
| Mid - Year Bonus - Civilian         | 9,376      |
| Year - End Bonus                    | 9,376      |
| Cash Gift                           | 735        |
| Productivity Enhancement Incentive  | 735        |
| Step Increment                      | <u>281</u> |

|  |               |
|--|---------------|
| Total Other Compensation Common to All | <u>31,405</u> |
|--|---------------|

Other Benefits

|   |           |
|---|-----------|
| PAG-IBIG Contributions                    | 176       |
| PhilHealth Contributions                  | 1,455     |
| Employees Compensation Insurance Premiums | 176       |
| Loyalty Award - Civilian                  | <u>50</u> |

|                      |              |
|----------------------|--------------|
| Total Other Benefits | <u>1,857</u> |
|----------------------|--------------|

|                           |              |
|---------------------------|--------------|
| Non - Permanent Positions | <u>1,373</u> |
|---------------------------|--------------|

|                          |                |
|--------------------------|----------------|
| Total Personnel Services | <u>147,147</u> |
|--------------------------|----------------|

Maintenance and Other Operating Expenses

|                                   |        |
|-----------------------------------|--------|
| Travelling Expenses               | 39,000 |
| Training and Scholarship Expenses | 16,018 |
| Supplies and Materials Expenses   | 25,179 |
| Utility Expenses                  | 6,699  |
| Communication Expenses            | 31,362 |

|   |                |
|---|----------------|
| Confidential, Intelligence and Extraordinary Expenses |                |
| Extraordinary and Miscellaneous Expenses              | 2,928          |
| Professional Services                                 | 15,000         |
| General Services                                      | 8,060          |
| Repairs and Maintenance                               | 28,694         |
| Taxes, Insurance Premiums and Other Fees              | 869            |
| Other Maintenance and Operating Expenses              |                |
| Advertising Expenses                                  | 9,288          |
| Representation Expenses                               | 16,000         |
| Transportation and Delivery Expenses                  | 235            |
| Rent/Lease Expenses                                   | 46,445         |
| Subscription Expenses                                 | 7,700          |
| Other Maintenance and Operating Expenses              | 60,583         |
| Total Maintenance and Other Operating Expenses        | 314,060        |
| Total Current Operating Expenditures                  | 461,207        |
| Capital Outlays                                       |                |
| Property, Plant and Equipment Outlay                  |                |
| Machinery and Equipment Outlay                        | 316,514        |
| Furniture, Fixture and Book Outlay                    | 49,400         |
| Total Capital Outlays                                 | 365,914        |
| <b>TOTAL NEW APPROPRIATIONS</b>                       | <b>827,121</b> |

**B. BUREAU OF BROADCAST SERVICES**

For general administration and support, and operations, as indicated hereunder . . . . . P 432,296,000

**New Appropriations, by Program**

|                                    | Current Operating Expenditures |  |                     |                    |
|------------------------------------|--------------------------------|--|---------------------|--------------------|
|                                    | Personal Services              | Maintenance and Other Operating Expenses | Capital Outlays     | Total              |
| <b>PROGRAMS</b>                    |                                |  |                     |                    |
| General Administration and Support | P 46,304,000                   | P 49,206,000                             | P 8,000,000         | P 103,510,000      |
| Operations                         | <u>215,167,000</u>             | <u>95,848,000</u>                        | <u>17,771,000</u>   | <u>328,786,000</u> |
| PUBLIC RADIO BROADCASTING PROGRAM  | <u>215,167,000</u>             | <u>95,848,000</u>                        | <u>17,771,000</u>   | <u>328,786,000</u> |
| <b>TOTAL NEW APPROPRIATIONS</b>    | <u>P 261,471,000</u>           | <u>P 145,054,000</u>                     | <u>P 25,771,000</u> | <u>432,296,000</u> |

**Special Provision(s)**

1. **Reporting and Posting Requirements.** The submission of the quarterly reports on its financial and physical accomplishments, shall be in accordance with Section 99 of the General Provisions of this Act.

2. **Appropriations for Activities or Project(s).** The amounts appropriated herein shall be used specifically for the following activities or projects in the indicated amounts and conditions:

New Appropriations, by Programs/Activities/Projects

|   | Current Operating Expenditures |  |                     |                      |
|---|--------------------------------|--|---------------------|----------------------|
|   | Personal Services              | Maintenance and Other Operating Expenses | Capital Outlays     | Total                |
| <b>PROGRAMS</b>   |                                |  |                     |                      |
| General Administration and Support  |                                |  |                     |                      |
| General management and supervision  | P 41,721,000                   | P 49,206,000                             | P 8,000,000         | P 98,927,000         |
| Administration of Personnel Benefits  | 4,583,000                      |  |                     | 4,583,000            |
| Sub-total, General Administration and Support   | 46,304,000                     | 49,206,000                               | 8,000,000           | 103,510,000          |
| Operations  |                                |  |                     |                      |
| Public access, engagement and understanding of Presidential policies and government programs achieved     | 215,167,000                    | 95,848,000                               | 17,771,000          | 328,786,000          |
| <b>PUBLIC RADIO BROADCASTING PROGRAM</b>  | 215,167,000                    | 95,848,000                               | 17,771,000          | 328,786,000          |
| Production and transmission of various types of radio programs, including news and other special features | 134,860,000                    | 49,641,000                               |                     | 184,501,000          |
| Maintenance and operation of radio stations nationwide  | 80,307,000                     | 40,887,000                               | 17,771,000          | 138,965,000          |
| Provision of creative services for the production of radio dramas and other special programs              |                                | 5,320,000                                |                     | 5,320,000            |
| Sub-total, Operations   | 215,167,000                    | 95,848,000                               | 17,771,000          | 328,786,000          |
| <b>TOTAL NEW APPROPRIATIONS</b>   | <b>P 261,471,000</b>           | <b>P 145,054,000</b>                     | <b>P 25,771,000</b> | <b>P 432,296,000</b> |

New Appropriations, by Object of Expenditures

(In Thousand Pesos)

## Current Operating Expenditures

## Personnel Services

## Civilian Personnel

## Permanent Positions

## Basic Salary

197,761

## Total Permanent Positions

197,761

## Other Compensation Common to All

Personnel Economic Relief Allowance  
Representation Allowance

11,568  
168

|   |         |
|---|---------|
| Transportation Allowance                              | 168     |
| Clothing and Uniform Allowance                        | 2,892   |
| Mid - Year Bonus - Civilian                           | 16,481  |
| Year - End Bonus                                      | 16,481  |
| Cash Gift   | 2,410   |
| Productivity Enhancement Incentive                    | 2,410   |
| Step Increment  | 495     |
|   | <hr/>   |
| Total Other Compensation Common to All                | 53,073  |
|   | <hr/>   |
| Other Compensation for Specific Groups                |         |
| Anniversary Bonus - Civilian                          | 1,467   |
|   | <hr/>   |
| Total Compensation for Specific Groups                | 1,467   |
|   | <hr/>   |
| Other Benefits  |         |
| PAG-IBIG Contributions                                | 579     |
| PhilHealth Contributions                              | 3,429   |
| Employees Compensation Insurance Premiums             | 579     |
| Terminal Leave  | 4,583   |
|   | <hr/>   |
| Total Other Benefits                                  | 9,170   |
|   | <hr/>   |
| Total Personnel Services                              | 261,471 |
|   | <hr/>   |
| Maintenance and Other Operating Expenses              |         |
| Travelling Expenses                                   | 5,791   |
| Training and Scholarship Expenses                     | 1,000   |
| Supplies and Materials Expenses                       | 12,664  |
| Utility Expenses                                      | 29,105  |
| Communication Expenses                                | 14,234  |
| Confidential, Intelligence and Extraordinary Expenses |         |
| Extraordinary and Miscellaneous Expenses              | 136     |
| Professional Services                                 | 35,880  |
| General Services                                      | 28,300  |
| Repairs and Maintenance                               | 7,485   |
| Taxes, Insurance Premiums and Other Fees              | 1,870   |
| Other Maintenance and Operating Expenses              |         |
| Advertising Expenses                                  | 90      |
| Printing and Publication Expenses                     | 70      |
| Representation Expenses                               | 2,995   |
| Transportation and Delivery Expenses                  | 500     |
| Rent/Lease Expenses                                   | 2,290   |
| Membership Dues and Contribution to Organizations     | 50      |
| Subscription Expenses                                 | 1,134   |
| Donations   | 50      |
| Other Maintenance and Operating Expenses              | 1,410   |
|   | <hr/>   |
| Total Maintenance and Other Operating Expenses        | 145,054 |
|   | <hr/>   |
| Total Current Operating Expenditures                  | 406,525 |
|   | <hr/>   |

|                                      |                |
|--------------------------------------|----------------|
| Capital Outlays                      |                |
| Property, Plant and Equipment Outlay |                |
| Machinery and Equipment Outlay       | 17,771         |
| Transportation Equipment Outlay      | 8,000          |
| Total Capital Outlays                | 25,771         |
| <b>TOTAL NEW APPROPRIATIONS</b>      | <b>432,296</b> |

**C. BUREAU OF COMMUNICATIONS SERVICES**

For general administration and support, and operations, as indicated hereunder . . . . . P 75,138,000

New Appropriations, by Program

|  | Current Operating Expenditures |  |                     |                     |
|--|--------------------------------|--|---------------------|---------------------|
|  | Personal Services              | Maintenance and<br>Other Operating<br>Expenses | Capital Outlays     | Total               |
| <b>PROGRAMS</b>                          |                                |  |                     |                     |
| General Administration and Support       | P 14,801,000                   | P 12,868,000                                   | P 3,240,000         | P 30,909,000        |
| Operations                               | <u>24,074,000</u>              | <u>9,105,000</u>                               | <u>11,050,000</u>   | <u>44,229,000</u>   |
| <b>GOVERNMENT COMMUNICATIONS PROGRAM</b> | <u>24,074,000</u>              | <u>9,105,000</u>                               | <u>11,050,000</u>   | <u>44,229,000</u>   |
| <b>TOTAL NEW APPROPRIATIONS</b>          | <u>P 38,875,000</u>            | <u>P 21,973,000</u>                            | <u>P 14,290,000</u> | <u>P 75,138,000</u> |

**Special Provision(s)**

1. **Reporting and Posting Requirements.** The submission of the quarterly reports on its financial and physical accomplishments, shall be in accordance with Section 99 of the General Provisions of this Act.

2. **Appropriations for Activities or Project(s).** The amounts appropriated herein shall be used specifically for the following activities or projects in the indicated amounts and conditions:

New Appropriations, by Programs/Activities/Projects

|   | Current Operating Expenditures |  |                    |                     |
|---|--------------------------------|--|--------------------|---------------------|
|   | Personal Services              | Maintenance and<br>Other Operating<br>Expenses | Capital Outlays    | Total               |
| <b>PROGRAMS</b>                               |                                |  |                    |                     |
| General Administration and Support            |                                |  |                    |                     |
| General management and supervision            | P <u>14,801,000</u>            | P <u>12,868,000</u>                            | P <u>3,240,000</u> | P <u>30,909,000</u> |
| Sub-total, General Administration and Support | <u>14,801,000</u>              | <u>12,868,000</u>                              | <u>3,240,000</u>   | <u>30,909,000</u>   |

## Operations

Public access, engagement and understanding of  
Presidential policies and government programs  
achieved

24,074,000 9,105,000 11,050,000 44,229,000

## GOVERNMENT COMMUNICATIONS PROGRAM

24,074,000 9,105,000 11,050,000 44,229,000

Development and production of special publications  
and audio-visual information/communication materials

15,915,000 3,368,000 2,150,000 21,433,000

Production and dissemination of print publications

8,159,000 3,734,000 7,300,000 19,193,000

Research, planning and evaluation

2,003,000 1,600,000 3,603,000

Sub-total, Operations

24,074,000 9,105,000 11,050,000 44,229,000

## TOTAL NEW APPROPRIATIONS

P 38,875,000 P 21,973,000 P 14,290,000 P 75,138,000

New Appropriations, by Object of Expenditures

(In Thousand Pesos)

## Current Operating Expenditures

## Personnel Services

## Civilian Personnel

## Permanent Positions

Basic Salary

29,618

Total Permanent Positions

29,618

## Other Compensation Common to All

Personnel Economic Relief Allowance

1,680

Representation Allowance

288

Transportation Allowance

288

Clothing and Uniform Allowance

420

Mid - Year Bonus - Civilian

2,469

Year - End Bonus

2,469

Cash Gift

350

Productivity Enhancement Incentive

350

Step Increment

74

Total Other Compensation Common to All

8,388

## Other Compensation for Specific Groups

Anniversary Bonus - Civilian

213

Total Compensation for Specific Groups

213

|   |               |
|---|---------------|
| Other Benefits  |               |
| PAG-IBIG Contributions                                | 84            |
| PhilHealth Contributions                              | 488           |
| Employees Compensation Insurance Premiums             | 84            |
| Total Other Benefits                                  | 656           |
| Total Personnel Services                              | 38,875        |
| Maintenance and Other Operating Expenses              |               |
| Travelling Expenses                                   | 277           |
| Training and Scholarship Expenses                     | 791           |
| Supplies and Materials Expenses                       | 2,927         |
| Utility Expenses                                      | 2,849         |
| Communication Expenses                                | 1,863         |
| Confidential, Intelligence and Extraordinary Expenses |               |
| Extraordinary and Miscellaneous Expenses              | 136           |
| Professional Services                                 | 409           |
| General Services                                      | 652           |
| Repairs and Maintenance                               | 1,260         |
| Taxes, Insurance Premiums and Other Fees              | 180           |
| Other Maintenance and Operating Expenses              |               |
| Printing and Publication Expenses                     | 2,139         |
| Transportation and Delivery Expenses                  | 16            |
| Rent/Lease Expenses                                   | 4,587         |
| Subscription Expenses                                 | 2,190         |
| Other Maintenance and Operating Expenses              | 1,697         |
| Total Maintenance and Other Operating Expenses        | 21,973        |
| Total Current Operating Expenditures                  | 60,848        |
| Capital Outlays                                       |               |
| Property, Plant and Equipment Outlay                  |               |
| Machinery and Equipment Outlay                        | 11,350        |
| Transportation Equipment Outlay                       | 2,940         |
| Total Capital Outlays                                 | 14,290        |
| <b>TOTAL NEW APPROPRIATIONS</b>                       | <b>75,138</b> |

**D. NATIONAL PRINTING OFFICE**

For general administration and support, and operations, as indicated hereunder . . . . . P 9,129,000

New Appropriations, by Program

| <u>Current Operating Expenditures</u> |                                    |                        |              |
|---------------------------------------|------------------------------------|------------------------|--------------|
|                                       | Maintenance and<br>Other Operating |                        |              |
| <u>Personal Services</u>              | <u>Expenses</u>                    | <u>Capital Outlays</u> | <u>Total</u> |



**PROGRAMS**

|                                    |   |                         |   |                         |
|------------------------------------|---|-------------------------|---|-------------------------|
| General Administration and Support | P | 1,547,000               | P | 1,547,000               |
| Operations                         |   | <u>7,582,000</u>        |   | <u>7,582,000</u>        |
| NATIONAL PRINTING PROGRAM          |   | <u>7,582,000</u>        |   | <u>7,582,000</u>        |
| TOTAL NEW APPROPRIATIONS           | P | <u><u>9,129,000</u></u> | P | <u><u>9,129,000</u></u> |

**Special Provision(s)**

1. **Revolving Fund for the National Printing Office.** The revolving fund constituted from income derived from the production and other printing activities of the National Printing Office (NPO) shall be used to cover its operating requirements consistent with Section 3 of E.O. No. 378 s. 2004. Disbursements shall be made in accordance with budgeting, accounting and auditing rules and regulations.

2. **Appropriations for the National Printing Office.** The amount of Nine Million One Hundred Twenty Nine Thousand Pesos (P9,129,000) appropriated herein for Personnel Services shall be used exclusively for deficiencies in the payment of regular pay, allowances and benefits of NPO personnel. In no case shall said amount be used for any other purpose.

3. **Reporting and Posting Requirements.** The submission of the quarterly reports on its financial and physical accomplishments, shall be in accordance with Section 99 of the General Provisions of this Act.

4. **Appropriations for Activities or Project(s).** The amounts appropriated herein shall be used specifically for the following activities or projects in the indicated amounts and conditions:

**New Appropriations, by Programs/Activities/Projects**

|   | <u>Current Operating Expenditures</u> |   |                        |                    |
|---|---------------------------------------|---|------------------------|--------------------|
|   | <u>Personal Services</u>              | <u>Maintenance and<br/>Other Operating<br/>Expenses</u> | <u>Capital Outlays</u> | <u>Total</u>       |
| <b>PROGRAMS</b>   |                                       |   |                        |                    |
| General Administration and Support  |                                       |   |                        |                    |
| General management and supervision  | P                                     | <u>1,547,000</u>  |                        | P <u>1,547,000</u> |
| Sub-total, General Administration and Support                                       |                                       | <u>1,547,000</u>  |                        | <u>1,547,000</u>   |
| Operations  |                                       |   |                        |                    |
| Responsive and self-sustaining printing<br>operations achieved                      |                                       | <u>7,582,000</u>  |                        | <u>7,582,000</u>   |
| NATIONAL PRINTING PROGRAM   |                                       | <u>7,582,000</u>  |                        | <u>7,582,000</u>   |
| Production, planning and control of printing and<br>binding activities              |                                       | 476,000   |                        | 476,000            |
| Maintenance and repair of printing machines   |                                       | 576,000   |                        | 576,000            |
| Type setting, monotyping and photolithographic<br>services                          |                                       | 2,216,000   |                        | 2,216,000          |
| Press operation and cutting into standard forms<br>and binding of printed materials |                                       | 3,879,000   |                        | 3,879,000          |

|   |                           |                           |
|---|---------------------------|---------------------------|
| Storing, shipping and trucking of finished products | <u>435,000</u>            | <u>435,000</u>            |
| Sub-total, Operations                               | <u>7,582,000</u>          | <u>7,582,000</u>          |
| <b>TOTAL NEW APPROPRIATIONS</b>                     | <b>P <u>9,129,000</u></b> | <b>P <u>9,129,000</u></b> |

New Appropriations, by Object of Expenditures  
(In Thousand Pesos)

Current Operating Expenditures

|   |  |                     |
|---|--|---------------------|
| Personnel Services                        |  |                     |
| Civilian Personnel                        |  |                     |
| Permanent Positions                       |  |                     |
| Basic Salary                              |  | <u>8,209</u>        |
| Total Permanent Positions                 |  | <u>8,209</u>        |
| Other Compensation Common to All          |  |                     |
| Personnel Economic Relief Allowance       |  | 646                 |
| Representation Allowance                  |  | 34                  |
| Transportation Allowance                  |  | 34                  |
| Step Increment                            |  | <u>21</u>           |
| Total Other Compensation Common to All    |  | <u>735</u>          |
| Other Benefits                            |  |                     |
| PAG-IBIG Contributions                    |  | 33                  |
| PhilHealth Contributions                  |  | 119                 |
| Employees Compensation Insurance Premiums |  | <u>33</u>           |
| Total Other Benefits                      |  | <u>185</u>          |
| Total Personnel Services                  |  | <u>9,129</u>        |
| Total Current Operating Expenditures      |  | <u>9,129</u>        |
| <b>TOTAL NEW APPROPRIATIONS</b>           |  | <b><u>9,129</u></b> |

**E. NEWS AND INFORMATION BUREAU**

For general administration and support, and operations, as indicated hereunder . . . . . P 121,750,000

New Appropriations, by Program

| <u>Current Operating Expenditures</u> |   |                        |              |
|---------------------------------------|---|------------------------|--------------|
| <u>Personal Services</u>              | <u>Maintenance and Other Operating Expenses</u> | <u>Capital Outlays</u> | <u>Total</u> |

**PROGRAMS**

|  |   |                   |   |                   |   |                  |   |                    |
|--|---|-------------------|---|-------------------|---|------------------|---|--------------------|
| General Administration and Support                     | P | 17,030,000        | P | 9,318,000         | P | 1,250,000        | P | 27,598,000         |
| Operations   |   | <u>65,541,000</u> |   | <u>28,611,000</u> |   |                  |   | <u>94,152,000</u>  |
| GOVERNMENT NEWS INFORMATION AND MEDIA SERVICES PROGRAM |   | <u>65,541,000</u> |   | <u>28,611,000</u> |   |                  |   | <u>94,152,000</u>  |
| TOTAL NEW APPROPRIATIONS                               | P | <u>82,571,000</u> | P | <u>37,929,000</u> | P | <u>1,250,000</u> | P | <u>121,750,000</u> |

**Special Provision(s)**

1. **Reporting and Posting Requirements.** The submission of the quarterly reports on its financial and physical accomplishments, shall be in accordance with Section 99 of the General Provisions of this Act.

2. **Appropriations for Activities or Project(s).** The amounts appropriated herein shall be used specifically for the following activities or projects in the indicated amounts and conditions:

New Appropriations, by Programs/Activities/Projects

|  | Current Operating Expenditures |  |                    |                      |
|--|--------------------------------|--|--------------------|----------------------|
|  | Personal Services              | Maintenance and<br>Other Operating<br>Expenses | Capital Outlays    | Total                |
| <b>PROGRAMS</b>  |                                |  |                    |                      |
| General Administration and Support   |                                |  |                    |                      |
| General management and supervision   | P 15,082,000                   | P 9,318,000                                    | P 1,250,000        | P 25,650,000         |
| Administration of Personnel Benefits   | <u>1,948,000</u>               |  |                    | <u>1,948,000</u>     |
| Sub-total, General Administration and Support  | <u>17,030,000</u>              | <u>9,318,000</u>                               | <u>1,250,000</u>   | <u>27,598,000</u>    |
| Operations   |                                |  |                    |                      |
| Public access, engagement and understanding of<br>Presidential policies and government programs<br>achieved                        | <u>65,541,000</u>              | <u>28,611,000</u>                              |                    | <u>94,152,000</u>    |
| GOVERNMENT NEWS INFORMATION AND MEDIA<br>SERVICES PROGRAM  | <u>65,541,000</u>              | <u>28,611,000</u>                              |                    | <u>94,152,000</u>    |
| Provision of media coverage of Presidential<br>activities and media relations and accreditation                                    | 19,548,000                     | 13,384,000                                     |                    | 32,932,000           |
| Provision of daily news and services to both<br>local and foreign public on the activities of the<br>government and the Presidency | <u>45,993,000</u>              | <u>15,227,000</u>                              |                    | <u>61,220,000</u>    |
| Sub-total, Operations  | <u>65,541,000</u>              | <u>28,611,000</u>                              |                    | <u>94,152,000</u>    |
| TOTAL NEW APPROPRIATIONS   | P <u>82,571,000</u>            | P <u>37,929,000</u>                            | P <u>1,250,000</u> | P <u>121,750,000</u> |

New Appropriations, by Object of Expenditures

(In Thousand Pesos)

## Current Operating Expenditures

## Personnel Services

## Civilian Personnel

## Permanent Positions

|              |        |
|--------------|--------|
| Basic Salary | 62,053 |
|--------------|--------|

|                           |        |
|---------------------------|--------|
| Total Permanent Positions | 62,053 |
|---------------------------|--------|

## Other Compensation Common to All

|                                     |       |
|-------------------------------------|-------|
| Personnel Economic Relief Allowance | 3,456 |
| Representation Allowance            | 210   |
| Transportation Allowance            | 210   |
| Clothing and Uniform Allowance      | 864   |
| Mid - Year Bonus - Civilian         | 5,172 |
| Year - End Bonus                    | 5,172 |
| Cash Gift                           | 720   |
| Productivity Enhancement Incentive  | 720   |
| Step Increment                      | 156   |

|  |        |
|--|--------|
| Total Other Compensation Common to All | 16,680 |
|--|--------|

## Other Benefits

|   |       |
|---|-------|
| PAG-IBIG Contributions                    | 172   |
| PhilHealth Contributions                  | 1,057 |
| Employees Compensation Insurance Premiums | 172   |
| Loyalty Award - Civilian                  | 85    |
| Terminal Leave                            | 1,948 |

|                      |       |
|----------------------|-------|
| Total Other Benefits | 3,434 |
|----------------------|-------|

|                           |     |
|---------------------------|-----|
| Non - Permanent Positions | 404 |
|---------------------------|-----|

|                          |        |
|--------------------------|--------|
| Total Personnel Services | 82,571 |
|--------------------------|--------|

## Maintenance and Other Operating Expenses

|   |       |
|---|-------|
| Travelling Expenses                                   | 7,999 |
| Training and Scholarship Expenses                     | 665   |
| Supplies and Materials Expenses                       | 8,225 |
| Utility Expenses                                      | 3,978 |
| Communication Expenses                                | 4,881 |
| Confidential, Intelligence and Extraordinary Expenses |       |
| Extraordinary and Miscellaneous Expenses              | 118   |
| Professional Services                                 | 7,195 |
| General Services                                      | 1,905 |
| Repairs and Maintenance                               | 821   |
| Taxes, Insurance Premiums and Other Fees              | 50    |
| Other Maintenance and Operating Expenses              |       |
| Advertising Expenses                                  | 1     |
| Printing and Publication Expenses                     | 425   |
| Transportation and Delivery Expenses                  | 106   |

|   |                |
|---|----------------|
| Rent/Lease Expenses                                   | 1,554          |
| Membership Dues and Contributions to Organizations    | 6              |
| <b>Total Maintenance and Other Operating Expenses</b> | <b>37,929</b>  |
| <b>Total Current Operating Expenditures</b>           | <b>120,500</b> |
| <b>Capital Outlays</b>                                |                |
| Property, Plant and Equipment Outlay                  |                |
| Machinery and Equipment Outlay                        | 1,250          |
| <b>Total Capital Outlays</b>                          | <b>1,250</b>   |
| <b>TOTAL NEW APPROPRIATIONS</b>                       | <b>121,750</b> |

**F. PHILIPPINE INFORMATION AGENCY**

For general administration and support, and operations, as indicated hereunder . . . . . P 315,466,000

New Appropriations, by Program

|                                    | Current Operating Expenditures |  |                    |                      |
|------------------------------------|--------------------------------|--|--------------------|----------------------|
|                                    | Personal Services              | Maintenance and Other Operating Expenses | Capital Outlays    | Total                |
| <b>PROGRAMS</b>                    |                                |  |                    |                      |
| General Administration and Support | P 35,844,000                   | P 32,992,000                             | P 6,769,000        | P 75,605,000         |
| Operations                         | <u>160,815,000</u>             | <u>77,999,000</u>                        | <u>1,047,000</u>   | <u>239,861,000</u>   |
| DEVELOPMENT COMMUNICATION PROGRAM  | <u>160,815,000</u>             | <u>77,999,000</u>                        | <u>1,047,000</u>   | <u>239,861,000</u>   |
| <b>TOTAL NEW APPROPRIATIONS</b>    | <u>P 196,659,000</u>           | <u>P 110,991,000</u>                     | <u>P 7,816,000</u> | <u>P 315,466,000</u> |

**Special Provision(s)**

1. **Reporting and Posting Requirements.** The submission of the quarterly reports on its financial and physical accomplishments, shall be in accordance with Section 99 of the General Provisions of this Act.

2. **Appropriations for Activities or Project(s).** The amounts appropriated herein shall be used specifically for the following activities or projects in the indicated amounts and conditions:

New Appropriations, by Programs/Activities/Projects

|                                    | Current Operating Expenditures |  |                 |              |
|------------------------------------|--------------------------------|--|-----------------|--------------|
|                                    | Personal Services              | Maintenance and Other Operating Expenses | Capital Outlays | Total        |
| <b>PROGRAMS</b>                    |                                |  |                 |              |
| General Administration and Support |                                |  |                 |              |
| General management and supervision | P 27,420,000                   | P 29,992,000                             | P 6,769,000     | P 64,181,000 |

|   |               |               |             |               |
|---|---------------|---------------|-------------|---------------|
| Training of PIA personnel   | 7,315,000     | 3,000,000     |             | 10,315,000    |
| Administration of Personnel Benefits  | 1,109,000     |               |             | 1,109,000     |
| Sub-total, General Administration and Support   | 35,844,000    | 32,992,000    | 6,769,000   | 75,605,000    |
| Operations  |               |               |             |               |
| Public access, engagement and understanding of Presidential policies and government programs achieved | 160,815,000   | 77,999,000    | 1,047,000   | 239,861,000   |
| DEVELOPMENT COMMUNICATION PROGRAM   | 160,815,000   | 77,999,000    | 1,047,000   | 239,861,000   |
| Coordination, monitoring and evaluation   | 4,212,000     | 1,204,000     |             | 5,416,000     |
| Communication research  | 10,753,000    | 1,204,000     |             | 11,957,000    |
| Production of developmental information   | 14,264,000    | 1,326,000     |             | 15,590,000    |
| Information systems development and maintenance   | 7,737,000     | 1,372,000     |             | 9,109,000     |
| Dissemination of developmental information  | 115,051,000   | 71,893,000    | 1,047,000   | 187,991,000   |
| Institutional networking and capability building  | 8,798,000     | 1,000,000     |             | 9,798,000     |
| Sub-total, Operations   | 160,815,000   | 77,999,000    | 1,047,000   | 239,861,000   |
| TOTAL NEW APPROPRIATIONS  | P 196,659,000 | P 110,991,000 | P 7,816,000 | P 315,466,000 |

New Appropriations, by Object of Expenditures  
(In Thousand Pesos)

Current Operating Expenditures

Personnel Services

Civilian Personnel

Permanent Positions

|              |         |
|--------------|---------|
| Basic Salary | 150,606 |
|--------------|---------|

|                           |         |
|---------------------------|---------|
| Total Permanent Positions | 150,606 |
|---------------------------|---------|

Other Compensation Common to All

|                                     |        |
|-------------------------------------|--------|
| Personnel Economic Relief Allowance | 7,920  |
| Representation Allowance            | 1,272  |
| Transportation Allowance            | 1,272  |
| Clothing and Uniform Allowance      | 1,980  |
| Mid - Year Bonus - Civilian         | 12,550 |
| Year - End Bonus                    | 12,550 |
| Cash Gift                           | 1,650  |
| Productivity Enhancement Incentive  | 1,650  |
| Step Increment                      | 376    |

|  |        |
|--|--------|
| Total Other Compensation Common to All | 41,220 |
|--|--------|

|   |                |
|---|----------------|
| <b>Other Benefits</b>                                 |                |
| PAG-IBIG Contributions                                | 395            |
| PhilHealth Contributions                              | 2,505          |
| Employees Compensation Insurance Premiums             | 395            |
| Loyalty Award - Civilian                              | 429            |
| Terminal Leave  | 1,109          |
| <b>Total Other Benefits</b>                           | <b>4,833</b>   |
| <b>Total Personnel Services</b>                       | <b>196,659</b> |
| <b>Maintenance and Other Operating Expenses</b>       |                |
| Travelling Expenses                                   | 7,069          |
| Training and Scholarship Expenses                     | 600            |
| Supplies and Materials Expenses                       | 16,055         |
| Utility Expenses                                      | 12,703         |
| Communication Expenses                                | 10,709         |
| Confidential, Intelligence and Extraordinary Expenses |                |
| Extraordinary and Miscellaneous Expenses              | 348            |
| Professional Services                                 | 19,141         |
| General Services                                      | 12,933         |
| Repairs and Maintenance                               | 4,003          |
| Taxes, Insurance Premiums and Other Fees              | 1,779          |
| Other Maintenance and Operating Expenses              |                |
| Advertising Expenses                                  | 1,520          |
| Printing and Publication Expenses                     | 118            |
| Representation Expenses                               | 13,064         |
| Transportation and Delivery Expenses                  | 10             |
| Rent/Lease Expenses                                   | 8,808          |
| Membership Dues and Contributions to Organizations    | 94             |
| Subscription Expenses                                 | 2,037          |
| <b>Total Maintenance and Other Operating Expenses</b> | <b>110,991</b> |
| <b>Total Current Operating Expenditures</b>           | <b>307,650</b> |
| <b>Capital Outlays</b>                                |                |
| Property, Plant and Equipment Outlay                  |                |
| Machinery and Equipment Outlay                        | 7,816          |
| <b>Total Capital Outlays</b>                          | <b>7,816</b>   |
| <b>TOTAL NEW APPROPRIATIONS</b>                       | <b>315,466</b> |

**G. PRESIDENTIAL BROADCAST STAFF (RTVM)**

For general administration and support, and operations, as indicated hereunder . . . . . P 165,814,000

**New Appropriations, by Program**

| <u>Current Operating Expenditures</u> |                                    |                        |              |
|---------------------------------------|------------------------------------|------------------------|--------------|
|                                       | Maintenance and<br>Other Operating |                        |              |
| <u>Personal Services</u>              | <u>Expenses</u>                    | <u>Capital Outlays</u> | <u>Total</u> |

**PROGRAMS**

|  |   |                          |   |                          |   |                         |   |                           |
|--|---|--------------------------|---|--------------------------|---|-------------------------|---|---------------------------|
| General Administration and Support                             | P | 13,678,000               | P | 13,442,000               | P |                         | P | 27,120,000                |
| Operations   |   | <u>52,218,000</u>        |   | <u>78,029,000</u>        |   | <u>8,447,000</u>        |   | <u>138,694,000</u>        |
| PRESIDENTIAL DOCUMENTATION AND BROADCAST<br>MANAGEMENT PROGRAM |   | <u>52,218,000</u>        |   | <u>78,029,000</u>        |   | <u>8,447,000</u>        |   | <u>138,694,000</u>        |
| TOTAL NEW APPROPRIATIONS                                       | P | <u><u>65,896,000</u></u> | P | <u><u>91,471,000</u></u> | P | <u><u>8,447,000</u></u> | P | <u><u>165,814,000</u></u> |

**Special Provision(s)**

1. **Reporting and Posting Requirements.** The submission of the quarterly reports on its financial and physical accomplishments, shall be in accordance with Section 99 of the General Provisions of this Act.

2. **Appropriations for Activities or Project(s).** The amounts appropriated herein shall be used specifically for the following activities or projects in the indicated amounts and conditions:

New Appropriations, by Programs/Activities/Projects

|  | Current Operating Expenditures |  |                 |               |
|--|--------------------------------|--|-----------------|---------------|
|  | Personal Services              | Maintenance and<br>Other Operating<br>Expenses | Capital Outlays | Total         |
| <b>PROGRAMS</b>  |                                |  |                 |               |
| General Administration and Support   |                                |  |                 |               |
| General management and supervision   | P 13,678,000                   | P 13,442,000                                   | P               | P 27,120,000  |
| Sub-total, General Administration and Support  | 13,678,000                     | 13,442,000                                     |                 | 27,120,000    |
| Operations   |                                |  |                 |               |
| Public access, engagement and understanding of<br>Presidential policies and government programs<br>achieved  | 52,218,000                     | 78,029,000                                     | 8,447,000       | 138,694,000   |
| PRESIDENTIAL DOCUMENTATION AND BROADCAST MANAGEMENT<br>PROGRAM   | 52,218,000                     | 78,029,000                                     | 8,447,000       | 138,694,000   |
| Provision of audio/video coverage of Presidential<br>events and the Executives for documentation and<br>broadcast dissemination; and production of<br>developmental communication programs for public<br>information | 52,218,000                     | 78,029,000                                     | 8,447,000       | 138,694,000   |
| Sub-total, Operations  | 52,218,000                     | 78,029,000                                     | 8,447,000       | 138,694,000   |
| TOTAL NEW APPROPRIATIONS   | P 65,896,000                   | P 91,471,000                                   | P 8,447,000     | P 165,814,000 |

New Appropriations, by Object of Expenditures  
(In Thousand Pesos)



**Current Operating Expenditures****Personnel Services****Civilian Personnel****Permanent Positions**

|              |        |
|--------------|--------|
| Basic Salary | 50,344 |
|--------------|--------|

|                           |        |
|---------------------------|--------|
| Total Permanent Positions | 50,344 |
|---------------------------|--------|

**Other Compensation Common to All**

|                                     |       |
|-------------------------------------|-------|
| Personnel Economic Relief Allowance | 3,024 |
| Representation Allowance            | 180   |
| Transportation Allowance            | 180   |
| Clothing and Uniform Allowance      | 756   |
| Mid - Year Bonus - Civilian         | 4,195 |
| Year - End Bonus                    | 4,195 |
| Cash Gift                           | 630   |
| Productivity Enhancement Incentive  | 630   |
| Step Increment                      | 126   |

|  |        |
|--|--------|
| Total Other Compensation Common to All | 13,916 |
|--|--------|

**Other Compensation for Specific Groups**

|                              |     |
|------------------------------|-----|
| Anniversary Bonus - Civilian | 378 |
|------------------------------|-----|

|  |     |
|--|-----|
| Total Compensation for Specific Groups | 378 |
|--|-----|

**Other Benefits**

|   |     |
|---|-----|
| PAG-IBIG Contributions                    | 152 |
| PhilHealth Contributions                  | 864 |
| Employees Compensation Insurance Premiums | 152 |
| Loyalty Award - Civilian                  | 90  |

|                      |       |
|----------------------|-------|
| Total Other Benefits | 1,258 |
|----------------------|-------|

|                          |        |
|--------------------------|--------|
| Total Personnel Services | 65,896 |
|--------------------------|--------|

**Maintenance and Other Operating Expenses**

|   |        |
|---|--------|
| Travelling Expenses                                   | 41,000 |
| Training and Scholarship Expenses                     | 939    |
| Supplies and Materials Expenses                       | 17,127 |
| Utility Expenses                                      | 1,078  |
| Communication Expenses                                | 5,979  |
| Confidential, Intelligence and Extraordinary Expenses |        |
| Extraordinary and Miscellaneous Expenses              | 143    |
| Professional Services                                 | 7,549  |
| General Services                                      | 2,000  |
| Repairs and Maintenance                               | 6,270  |
| Taxes, Insurance Premiums and Other Fees              | 3,969  |
| Other Maintenance and Operating Expenses              |        |
| Printing and Publication Expenses                     | 617    |
| Representation Expenses                               | 300    |

|  |                       |
|--|-----------------------|
| Rent/Lease Expenses                            | 3,800                 |
| Subscription Expenses                          | <u>700</u>            |
| Total Maintenance and Other Operating Expenses | <u>91,471</u>         |
| Total Current Operating Expenditures           | <u>157,367</u>        |
| Capital Outlays                                |                       |
| Property, Plant and Equipment Outlay           |                       |
| Machinery and Equipment Outlay                 | <u>8,447</u>          |
| Total Capital Outlays                          | <u>8,447</u>          |
| TOTAL NEW APPROPRIATIONS                       | <u><u>165,814</u></u> |

**GENERAL SUMMARY****PRESIDENTIAL COMMUNICATIONS OPERATIONS OFFICE**

|  | <u>Current Operating Expenditures</u> |   |                        |                        |
|--|---------------------------------------|---|------------------------|------------------------|
|  | <u>Personal Services</u>              | <u>Maintenance and<br/>Other Operating<br/>Expenses</u> | <u>Capital Outlays</u> | <u>Total</u>           |
| A. PRESIDENTIAL COMMUNICATIONS OPERATIONS OFFICE (PROPER)                  | P 147,147,000                         | P 314,060,000   | P 365,914,000          | P 827,121,000          |
| B. BUREAU OF BROADCAST SERVICES  | 261,471,000                           | 145,054,000   | 25,771,000             | 432,296,000            |
| C. BUREAU OF COMMUNICATIONS SERVICES                                       | 38,875,000                            | 21,973,000  | 14,290,000             | 75,138,000             |
| D. NATIONAL PRINTING OFFICE  | 9,129,000                             |   |                        | 9,129,000              |
| E. NEWS AND INFORMATION BUREAU   | 82,571,000                            | 37,929,000  | 1,250,000              | 121,750,000            |
| F. PHILIPPINE INFORMATION AGENCY   | 196,659,000                           | 110,991,000   | 7,816,000              | 315,466,000            |
| G. PRESIDENTIAL BROADCAST STAFF (RTVM)                                     | <u>65,896,000</u>                     | <u>91,471,000</u>                                       | <u>8,447,000</u>       | <u>165,814,000</u>     |
| TOTAL NEW APPROPRIATIONS, PRESIDENTIAL COMMUNICATIONS<br>OPERATIONS OFFICE | P <u>801,748,000</u>                  | P <u>721,478,000</u>                                    | P <u>423,488,000</u>   | P <u>1,946,714,000</u> |

**XXVIII. OTHER EXECUTIVE OFFICES****A. ANTI-MONEY LAUNDERING COUNCIL**

For the operations, as indicated hereunder ..... P 147,342,000

New Appropriations, by Program

|                               | <u>Current Operating Expenditures</u> |   |                        |                      |
|-------------------------------|---------------------------------------|---|------------------------|----------------------|
|                               | <u>Personnel Services</u>             | <u>Maintenance and<br/>Other Operating<br/>Expenses</u> | <u>Capital Outlays</u> | <u>Total</u>         |
| <b>PROGRAMS</b>               |                                       |   |                        |                      |
| Operations                    | P                                     | <u>118,170,000</u>                                      | P <u>29,172,000</u>    | P <u>147,342,000</u> |
| ANTI-MONEY LAUNDERING PROGRAM |                                       | <u>118,170,000</u>                                      | <u>29,172,000</u>      | <u>147,342,000</u>   |
| TOTAL NEW APPROPRIATIONS      | P                                     | <u>118,170,000</u>                                      | P <u>29,172,000</u>    | P <u>147,342,000</u> |

**Special Provision(s)**

1. **Reporting and Posting Requirements.** The submission of the quarterly reports on its financial and physical accomplishments shall be in accordance with Section 99 of the General Provisions of this Act.

2. **Appropriations for Activities or Projects.** The amounts appropriated herein shall be used specifically for the following activities or projects in the indicated amounts and conditions:

New Appropriations, by Programs/Activities/Projects

|   | Current Operating Expenditures |  |                 |               |
|---|--------------------------------|--|-----------------|---------------|
|   | Personnel Services             | Maintenance and<br>Other Operating<br>Expenses | Capital Outlays | Total         |
| PROGRAMS  |                                |  |                 |               |
| Operations  |                                |  |                 |               |
| Effective Anti-Money Laundering and Combating the<br>Financing of Terrorism (AML and CFT) Regime Improved | P                              | 118,170,000                                    | P 29,172,000    | P 147,342,000 |
| ANTI-MONEY LAUNDERING PROGRAM   |                                | 118,170,000                                    | 29,172,000      | 147,342,000   |
| Implementation of Anti-Money Laundering Program   |                                | 118,170,000                                    | 29,172,000      | 147,342,000   |
| Sub-total, Operations   |                                | 118,170,000                                    | 29,172,000      | 147,342,000   |
| TOTAL NEW APPROPRIATIONS  | P                              | 118,170,000                                    | P 29,172,000    | P 147,342,000 |

New Appropriations, by Object of Expenditures  
(In Thousand Pesos)

## Current Operating Expenditures

Maintenance and Other Operating Expenses

Travelling Expenses

6,071

|   |                |
|---|----------------|
| Training and Scholarship Expenses                     | 13,992         |
| Supplies and Materials Expenses                       | 4,737          |
| Utility Expenses                                      | 3,506          |
| Communication Expenses                                | 9,171          |
| Confidential, Intelligence and Extraordinary Expenses |                |
| Confidential Expenses                                 | 11,600         |
| Professional Services                                 | 16,038         |
| Repairs and Maintenance                               | 2,464          |
| Taxes, Insurance Premiums and Other Fees              | 1,140          |
| Other Maintenance and Operating Expenses              |                |
| Advertising Expenses                                  | 521            |
| Printing and Publication Expenses                     | 600            |
| Representation Expenses                               | 5,517          |
| Rent/Lease Expenses                                   | 3,100          |
| Membership Dues and Contributions to Organizations    | 2,200          |
| Subscription Expenses                                 | 34,851         |
| Other Maintenance and Operating Expenses              | 2,662          |
| Total Maintenance and Other Operating Expenses        | 118,170        |
| Total Current Operating Expenditures                  | 118,170        |
| Capital Outlays                                       |                |
| Property, Plant and Equipment Outlay                  |                |
| Machinery and Equipment Outlay                        | 14,302         |
| Intangible Assets Outlay                              | 14,870         |
| Total Capital Outlays                                 | 29,172         |
| <b>TOTAL NEW APPROPRIATIONS</b>                       | <b>147,342</b> |

**B. ANTI-RED TAPE AUTHORITY**

For general administration and support, and operations, as indicated hereunder . . . . . P 271,124,000

**New Appropriations, by Program**

|  | Current Operating Expenditures |  |                    |                      |
|--|--------------------------------|--|--------------------|----------------------|
|  | Personnel Services             | Maintenance and Other Operating Expenses | Capital Outlays    | Total                |
| <b>PROGRAMS</b>  |                                |  |                    |                      |
| General Administration and Support   | P 45,550,000                   | P 98,557,000                             | 9,700,000          | P 153,807,000        |
| Operations   | <u>41,809,000</u>              | <u>75,508,000</u>                        |                    | <u>117,317,000</u>   |
| EASE OF DOING BUSINESS AND EFFICIENT DELIVERY OF GOVERNMENT SERVICES PROGRAM | <u>41,809,000</u>              | <u>75,508,000</u>                        |                    | <u>117,317,000</u>   |
| <b>TOTAL NEW APPROPRIATIONS</b>  | <u>P 87,359,000</u>            | <u>P 174,065,000</u>                     | <u>P 9,700,000</u> | <u>P 271,124,000</u> |

**Special Provision(s)**

1. **Reporting and Posting Requirements.** The submission of the quarterly reports on its financial and physical accomplishments shall be in accordance with Section 99 of the General Provisions of this Act.

2. **Appropriations for Activities or Projects.** The amounts appropriated herein shall be used specifically for the following activities or projects in the indicated amounts and conditions:

New Appropriations, by Programs/Activities/Projects

|  | Current Operating Expenditures |  |                 |               |
|--|--------------------------------|--|-----------------|---------------|
|  | Personnel Services             | Maintenance and Other Operating Expenses | Capital Outlays | Total         |
| <b>PROGRAMS</b>  |                                |  |                 |               |
| General Administration and Support   | P 45,550,000                   | P 98,557,000                             | P 9,700,000     | P 153,807,000 |
| General Management and Supervision   | 45,550,000                     | 98,557,000                               | 9,700,000       | 153,807,000   |
| Sub-total, General Administration and Support  | 45,550,000                     | 98,557,000                               | 9,700,000       | 153,807,000   |
| Operations   |                                |  |                 |               |
| Better government services delivery by institutionalization and implementation of effective and efficient policies and practices to reduce red tape and promote ease of doing business | 41,809,000                     | 75,508,000                               |                 | 117,317,000   |
| EASE OF DOING BUSINESS AND EFFICIENT DELIVERY OF GOVERNMENT SERVICES PROGRAM   | 41,809,000                     | 75,508,000                               |                 | 117,317,000   |
| Monitor and Evaluate Compliance to R.A. 11032  | 16,409,000                     | 28,120,000                               |                 | 44,529,000    |
| Institutionalize Regulatory Management System and EODB Reforms   | 10,516,000                     | 28,751,000                               |                 | 39,267,000    |
| Provide Legal Services and Public Assistance   | 14,884,000                     | 18,637,000                               |                 | 33,521,000    |
| Sub-total, Operations  | 41,809,000                     | 75,508,000                               |                 | 117,317,000   |
| <b>TOTAL NEW APPROPRIATIONS</b>  | P 87,359,000                   | P 174,065,000                            | P 9,700,000     | P 271,124,000 |

New Appropriations, by Object of Expenditures  
(In Thousand Pesos)

Current Operating Expenditures

Personnel Services

Civilian Personnel

Permanent Positions

Basic Salary 68,044

Total Permanent Positions 68,044

Other Compensation Common to All

Personnel Economic Relief Allowance 2,376

|   |                |
|---|----------------|
| Representation Allowance                              | 1,314          |
| Transportation Allowance                              | 1,314          |
| Clothing and Uniform Allowance                        | 594            |
| Mid-Year Bonus - Civilian                             | 5,671          |
| Year End Bonus  | 5,671          |
| Cash Gift   | 495            |
| Productivity Enhancement Incentive                    | 495            |
| Step Increment  | 170            |
| <b>Total Other Compensation Common to All</b>         | <b>18,100</b>  |
| <b>Other Benefits</b>                                 |                |
| PAG-IBIG Contributions                                | 118            |
| PhilHealth Contributions                              | 979            |
| Employees Compensation Insurance Premiums             | 118            |
| <b>Total Other Benefits</b>                           | <b>1,215</b>   |
| <b>Total Personnel Services</b>                       | <b>87,359</b>  |
| <b>Maintenance and Other Operating Expenses</b>       |                |
| Travelling Expenses                                   | 6,265          |
| Training and Scholarship Expenses                     | 8,521          |
| Supplies and Materials Expenses                       | 11,872         |
| Utility Expenses                                      | 8,600          |
| Communication Expenses                                | 6,780          |
| Awards/Rewards and Prizes                             | 6,500          |
| Confidential, Intelligence and Extraordinary Expenses |                |
| Confidential Expenses                                 | 10,000         |
| Extraordinary and Miscellaneous Expenses              | 1,355          |
| Professional Services                                 | 31,864         |
| General Services                                      | 2,304          |
| Repairs and Maintenance                               | 155            |
| Taxes, Insurance Premiums and Other Fees              | 400            |
| Other Maintenance and Operating Expenses              |                |
| Advertising Expenses                                  | 244            |
| Printing and Publication Expenses                     | 6,617          |
| Representation Expenses                               | 6,114          |
| Rent/Lease Expenses                                   | 45,018         |
| Subscription Expenses                                 | 21,145         |
| Other Maintenance and Operating Expenses              | 311            |
| <b>Total Maintenance and Other Operating Expenses</b> | <b>174,065</b> |
| <b>Total Current Operating Expenditures</b>           | <b>261,424</b> |
| <b>Capital Outlays</b>                                |                |
| Property, Plant and Equipment Outlay                  |                |
| Machinery and Equipment Outlay                        | 5,200          |
| Transportation Equipment Outlay                       | 4,500          |
| <b>Total Capital Outlays</b>                          | <b>9,700</b>   |
| <b>TOTAL NEW APPROPRIATIONS</b>                       | <b>271,124</b> |

**C. CLIMATE CHANGE COMMISSION**

For general administration and support, and operations, as indicated hereunder . . . . . P 140,006,000

**New Appropriations, by Program**

|   | Current Operating Expenditures |  |                 |                      |
|---|--------------------------------|--|-----------------|----------------------|
|   | Personnel Services             | Maintenance and Other Operating Expenses | Capital Outlays | Total                |
| <b>PROGRAMS</b>                             |                                |  |                 |                      |
| General Administration and Support          | P 45,063,000                   | P 38,196,000                             |                 | P 83,259,000         |
| Operations                                  | <u>12,926,000</u>              | <u>43,821,000</u>                        |                 | <u>56,747,000</u>    |
| CLIMATE CHANGE POLICY AND ADVISORY PROGRAM  | 9,210,000                      | 41,553,000                               |                 | 50,763,000           |
| RESEARCH AND DEVELOPMENT MANAGEMENT PROGRAM | <u>3,716,000</u>               | <u>2,268,000</u>                         |                 | <u>5,984,000</u>     |
| <b>TOTAL NEW APPROPRIATIONS</b>             | <u>P 57,989,000</u>            | <u>P 82,017,000</u>                      |                 | <u>P 140,006,000</u> |

**Special Provision(s)**

1. **Technical Assistance and Capacity Building on Climate Risk Assessment and Development of Climate Change Adaptation and Mitigation Policies, Plans and Programs.** The Climate Change Commission (CCC), pursuant to its mandate, shall extend the necessary technical and capacity building assistance to all agencies of the government and LGUs in the conduct of climate risk assessment and in the development of climate change adaptation and mitigation policies, plans and programs. For this purpose, the CCC may also utilize the services of the international experts under the country's official development assistance portfolio.

2. **Reporting and Posting Requirements.** The submission of the quarterly reports on its financial and physical accomplishments shall be in accordance with Section 99 of the General Provisions of this Act.

3. **Appropriations for Activities or Projects.** The amounts appropriated herein shall be used specifically for the following activities or projects in the indicated amounts and conditions:

**New Appropriations, by Programs/Activities/Projects**

|  | Current Operating Expenditures |  |                 |                     |
|--|--------------------------------|--|-----------------|---------------------|
|  | Personnel Services             | Maintenance and Other Operating Expenses | Capital Outlays | Total               |
| <b>PROGRAMS</b>  |                                |  |                 |                     |
| General Administration and Support   |                                |  |                 |                     |
| General Management and Supervision   | P <u>45,063,000</u>            | P <u>38,196,000</u>                      |                 | P <u>83,259,000</u> |
| Sub-total, General Administration and Support  | <u>45,063,000</u>              | <u>38,196,000</u>                        |                 | <u>83,259,000</u>   |
| Operations   |                                |  |                 |                     |
| Adaptive capacity of communities built, resilience of natural ecosystems to climate change increased, and mitigation opportunities towards sustainable development optimized | <u>12,926,000</u>              | <u>43,821,000</u>                        |                 | <u>56,747,000</u>   |
| CLIMATE CHANGE POLICY AND ADVISORY PROGRAM   | <u>9,210,000</u>               | <u>41,553,000</u>                        |                 | <u>50,763,000</u>   |
| Coordination meetings with stakeholders  | 3,297,000                      | 9,413,000                                |                 | 12,710,000          |



|   |                     |                     |                      |
|---|---------------------|---------------------|----------------------|
| Policy Development  | 1,580,000           | 13,966,000          | 15,546,000           |
| Community Liaison   | 4,333,000           | 10,659,000          | 14,992,000           |
| Training course development   |                     | 424,000             | 424,000              |
| Production of training and information materials/knowledge management |                     | 3,989,000           | 3,989,000            |
| Delivery of training workshops  |                     | 3,102,000           | 3,102,000            |
| <b>RESEARCH AND DEVELOPMENT MANAGEMENT PROGRAM</b>                    | <b>3,716,000</b>    | <b>2,268,000</b>    | <b>5,984,000</b>     |
| Review of project proposals   | 3,716,000           | 1,628,000           | 5,344,000            |
| Monitoring of research projects-in-progress                           |                     | 107,000             | 107,000              |
| Publication and dissemination of results of completed projects        |                     | 533,000             | 533,000              |
| Sub-total, Operations   | 12,926,000          | 43,821,000          | 56,747,000           |
| <b>TOTAL NEW APPROPRIATIONS</b>                                       | <b>P 57,989,000</b> | <b>P 82,017,000</b> | <b>P 140,006,000</b> |

New Appropriations, by Object of Expenditures  
(In Thousand Pesos)

Current Operating Expenditures

Personnel Services

Civilian Personnel

Permanent Positions

|              |        |
|--------------|--------|
| Basic Salary | 44,974 |
|--------------|--------|

|                           |        |
|---------------------------|--------|
| Total Permanent Positions | 44,974 |
|---------------------------|--------|

Other Compensation Common to All

|                                     |       |
|-------------------------------------|-------|
| Personnel Economic Relief Allowance | 1,608 |
| Representation Allowance            | 966   |
| Transportation Allowance            | 966   |
| Clothing and Uniform Allowance      | 402   |
| Mid-Year Bonus - Civilian           | 3,747 |
| Year End Bonus                      | 3,747 |
| Cash Gift                           | 335   |
| Productivity Enhancement Incentive  | 335   |
| Step Increment                      | 111   |

|  |        |
|--|--------|
| Total Other Compensation Common to All | 12,217 |
|--|--------|

Other Benefits

|                          |     |
|--------------------------|-----|
| PAG-IBIG Contributions   | 80  |
| PhilHealth Contributions | 638 |

|   |                |
|---|----------------|
| Employees Compensation Insurance Premiums             | 80             |
| Total Other Benefits                                  | 798            |
| Total Personnel Services                              | 57,989         |
| Maintenance and Other Operating Expenses              |                |
| Travelling Expenses                                   | 2,750          |
| Training and Scholarship Expenses                     | 811            |
| Supplies and Materials Expenses                       | 10,240         |
| Utility Expenses                                      | 1,873          |
| Communication Expenses                                | 2,450          |
| Confidential, Intelligence and Extraordinary Expenses |                |
| Extraordinary and Miscellaneous Expenses              | 900            |
| Professional Services                                 | 24,168         |
| General Services                                      | 4,040          |
| Repairs and Maintenance                               | 579            |
| Taxes, Insurance Premiums and Other Fees              | 332            |
| Other Maintenance and Operating Expenses              |                |
| Printing and Publication Expenses                     | 2,200          |
| Representation Expenses                               | 8,509          |
| Rent/Lease Expenses                                   | 17,360         |
| Subscription Expenses                                 | 2,465          |
| Other Maintenance and Operating Expenses              | 3,340          |
| Total Maintenance and Other Operating Expenses        | 82,017         |
| Total Current Operating Expenditures                  | 140,006        |
| <b>TOTAL NEW APPROPRIATIONS</b>                       | <b>140,006</b> |

**D. COMMISSION ON FILIPINOS OVERSEAS**

For general administration and support, and operations, including locally-funded project(s), as indicated hereunder . . . . . P 133,736,000

New Appropriations, by Program

|  | Current Operating Expenditures |  |                    |                      |
|--|--------------------------------|--|--------------------|----------------------|
|  | Personnel Services             | Maintenance and Other Operating Expenses | Capital Outlays    | Total                |
| <b>PROGRAMS</b>                          |                                |  |                    |                      |
| General Administration and Support       | P 25,773,000                   | P 30,328,000                             | P                  | P 56,101,000         |
| Operations                               | <u>31,999,000</u>              | <u>35,856,000</u>                        | <u>9,780,000</u>   | <u>77,635,000</u>    |
| <b>OVERSEAS FILIPINO WELFARE PROGRAM</b> | <u>31,999,000</u>              | <u>35,856,000</u>                        | <u>9,780,000</u>   | <u>77,635,000</u>    |
| <b>TOTAL NEW APPROPRIATIONS</b>          | <u>P 57,772,000</u>            | <u>P 66,184,000</u>                      | <u>P 9,780,000</u> | <u>P 133,736,000</u> |

## Special Provision(s)

1. **Collection of Fees.** In the conduct of the provision of welfare services such as pre-departure orientation seminars, among others, the Commission on Filipinos Overseas cannot charge any kind of fee that is not expressly provided by any law.

2. **Reporting and Posting Requirements.** The submission of the quarterly reports on its financial and physical accomplishments shall be in accordance with Section 99 of the General Provisions of this Act.

**3. Appropriations for Activities or Projects.** The amounts appropriated herein shall be used specifically for the following activities or projects in the indicated amounts and conditions:

**New Appropriations, by Programs/Activities/Projects**

|  | Current Operating Expenditures |  |                 |               |
|--|--------------------------------|--|-----------------|---------------|
|  | Personnel Services             | Maintenance and Other Operating Expenses | Capital Outlays | Total         |
| <b>PROGRAMS</b>  |                                |  |                 |               |
| General Administration and Support   |                                |  |                 |               |
| General Management and Supervision   | P 25,773,000                   | P 30,328,000                             | P               | P 56,101,000  |
| Sub-total, General Administration and Support  | 25,773,000                     | 30,328,000                               |                 | 56,101,000    |
| Operations   |                                |  |                 |               |
| Filipinos overseas are productive, well-integrated and active in local development initiatives | 31,999,000                     | 35,856,000                               | 9,780,000       | 77,635,000    |
| <b>OVERSEAS FILIPINO WELFARE PROGRAM</b>   | 31,999,000                     | 35,856,000                               | 9,780,000       | 77,635,000    |
| Policy formulation, coordination, plan implementation of the Filipinos overseas program        | 31,999,000                     | 15,466,000                               | 6,900,000       | 54,365,000    |
| Project(s)   |                                |  |                 |               |
| Locally-Funded Project(s)  |                                | 20,390,000                               | 2,880,000       | 23,270,000    |
| BaLinkBayan Portal   |                                | 13,885,000                               | 2,080,000       | 15,965,000    |
| CFO Information System Improvement Project (CFO-ISIP)  |                                | 6,505,000                                | 800,000         | 7,305,000     |
| Sub-total, Operations  | 31,999,000                     | 35,856,000                               | 9,780,000       | 77,635,000    |
| <b>TOTAL NEW APPROPRIATIONS</b>  | P 57,772,000                   | P 66,184,000                             | P 9,780,000     | P 133,736,000 |

**New Appropriations, by Object of Expenditures**

(In Thousand Pesos)

**Current Operating Expenditures**

**Personnel Services**

**Civilian Personnel**

**Permanent Positions**

**Basic Salary**

44,977

**Total Permanent Positions**

44,977

|  |                |
|--|----------------|
| <b>Other Compensation Common to All</b>                |                |
| Personnel Economic Relief Allowance                    | 1,824          |
| Representation Allowance                               | 642            |
| Transportation Allowance                               | 642            |
| Clothing and Uniform Allowance                         | 456            |
| Mid-Year Bonus - Civilian                              | 3,748          |
| Year End Bonus   | 3,748          |
| Cash Gift  | 380            |
| Productivity Enhancement Incentive                     | 380            |
| Step Increment   | 112            |
|  | <hr/>          |
| <b>Total Other Compensation Common to All</b>          | <b>11,932</b>  |
|  | <hr/>          |
| <b>Other Benefits</b>                                  |                |
| PAG-IBIG Contributions                                 | 92             |
| PhilHealth Contributions                               | 679            |
| Employees Compensation Insurance Premiums              | 92             |
|  | <hr/>          |
| <b>Total Other Benefits</b>                            | <b>863</b>     |
|  | <hr/>          |
| <b>Total Personnel Services</b>                        | <b>57,772</b>  |
|  | <hr/>          |
| <b>Maintenance and Other Operating Expenses</b>        |                |
| Travelling Expenses                                    | 1,295          |
| Training and Scholarship Expenses                      | 5,255          |
| Supplies and Materials Expenses                        | 5,330          |
| Utility Expenses                                       | 3,951          |
| Communication Expenses                                 | 7,340          |
| Survey, Research, Exploration and Development Expenses | 3,000          |
| Confidential, Intelligence and Extraordinary Expenses  |                |
| Extraordinary and Miscellaneous Expenses               | 552            |
| Professional Services                                  | 16,282         |
| General Services                                       | 1,750          |
| Repairs and Maintenance                                | 350            |
| Taxes, Insurance Premiums and Other Fees               | 222            |
| Other Maintenance and Operating Expenses               |                |
| Advertising Expenses                                   | 189            |
| Printing and Publication Expenses                      | 500            |
| Representation Expenses                                | 730            |
| Rent/Lease Expenses                                    | 15,453         |
| Subscription Expenses                                  | 3,785          |
| Other Maintenance and Operating Expenses               | 200            |
|  | <hr/>          |
| <b>Total Maintenance and Other Operating Expenses</b>  | <b>66,184</b>  |
|  | <hr/>          |
| <b>Total Current Operating Expenditures</b>            | <b>123,956</b> |
|  | <hr/>          |
| <b>Capital Outlays</b>                                 |                |
| Property, Plant and Equipment Outlay                   |                |
| Machinery and Equipment Outlay                         | 9,780          |
|  | <hr/>          |
| <b>Total Capital Outlays</b>                           | <b>9,780</b>   |
|  | <hr/>          |
| <b>TOTAL NEW APPROPRIATIONS</b>                        | <b>133,736</b> |
|  | <hr/>          |

**E. COMMISSION ON HIGHER EDUCATION**

For general administration and support, support to operations, and operations, including locally-funded project(s), as indicated hereunder . . . P 31,684,508,000

**New Appropriations, by Program**

|                                      | Current Operating Expenditures |  |                      |                         |
|--------------------------------------|--------------------------------|--|----------------------|-------------------------|
|                                      | Personnel Services             | Maintenance and Other Operating Expenses | Capital Outlays      | Total                   |
| <b>PROGRAMS</b>                      |                                |  |                      |                         |
| General Administration and Support   | P 74,814,000                   | P 40,337,000                             | P                    | 115,151,000             |
| Support to Operations                | 10,460,000                     | 1,598,000                                |                      | 12,058,000              |
| Operations                           | <u>358,045,000</u>             | <u>30,990,374,000</u>                    | <u>208,880,000</u>   | <u>31,557,299,000</u>   |
| HIGHER EDUCATION REGULATION PROGRAM  | 313,546,000                    | 123,480,000                              |                      | 437,026,000             |
| HIGHER EDUCATION DEVELOPMENT PROGRAM | <u>44,499,000</u>              | <u>30,866,894,000</u>                    | <u>208,880,000</u>   | <u>31,120,273,000</u>   |
| <b>TOTAL NEW APPROPRIATIONS</b>      | P <u>443,319,000</u>           | P <u>31,032,309,000</u>                  | P <u>208,880,000</u> | P <u>31,684,508,000</u> |

**Special Provision(s)**

1. **Higher Education Development Fund.** In addition to the amounts appropriated herein, One Billion Twenty Six Million Six Hundred Fifty Five Thousand Pesos (P1,026,655,000) shall be used for the MOOE requirements of the Commission, sourced from the following in accordance with Section 10 of R.A. No. 7722:

- (i) Travel tax collections of the Tourism Infrastructure and Enterprise Zone Authority;
- (ii) Sales from the lotto operations of PCSO; and
- (iii) Collections of the Professional Regulation Commission.

Release of funds shall be subject to the submission of a Special Budget pursuant to Section 35, Chapter 5, Book VI of E.O. 292, s. 1987.

In the overall programming of Higher Education Development Fund, the CHED shall ensure that the full requirements of existing scholars are considered to guarantee their continuing funding. The CHED shall likewise prioritize courses aligned with global innovation platforms of Science, Technology, Engineering, Agri-fisheries and Mathematics (STEAM), as well as the priorities of the government in key growth areas, such as semiconductor and electronics, business process outsourcing, tourism, general infrastructure and other priority manufacturing industries in the grant of scholarships.

2. **Rationalization of State Universities and Colleges (SUCs) Programs and Course Offerings.** The CHED shall evaluate and rationalize all existing programs and course offerings of the SUCs to ensure that they are directly aligned with the SUC's core mandate, consistent with its supervisory and regulatory functions. The CHED shall likewise evaluate requests for the opening of new programs and course offerings if they are within the core mandate of the SUCs or fall under the fields of STEAM, which are considered as engines of agro-industrial growth.

3. **Universal Access to Quality Tertiary Education.** The amount appropriated herein for the Universal Access to Quality Tertiary Education shall be used to cover the cost of tertiary education for all Filipino students enrolled in SUCs, local universities and colleges, and private higher education institutions (HEIs) pursuant to R.A. No. 10931 and its IRR. This amount shall also include the requirement to cover any deficiency in the appropriation of SUCs to implement the free higher education. In no case shall more than one percent (1%) of the amount for tertiary education subsidy and student loan program be used as administrative cost.

The Unified Student Financial Assistance System for Tertiary Education (UniFAST) Board shall administer the amount appropriated herein which shall cover tuition and other school fees for FY 2022.

The implementation of Tertiary Education Subsidy (TES) shall cover the existing or ongoing grantees under the Tulong Dunong Program, as well as the grant of financial assistance to deserving new students which shall be managed by UniFAST under CHED: *PROVIDED*, That a duly issued certificate of indigency from the barangay concerned shall be a sufficient proof of income document in the grant of the Tulong Dunong Program-Tertiary Education Subsidy (TDP-TES). A list of participating HEIs in the TES shall be posted in the UniFAST website.

Release of funds shall be subject to the submission of Special Budget pursuant to Section 35, Chapter 5, Book VI of E.O. No. 292.

4. **Scholarship Grants for Dependents of Sugar Industry Workers.** The amount of Sixty Five Million One Hundred Forty Seven Thousand Pesos (P65,147,000) appropriated under provision of assistance and incentives, scholarships and grants through Student Financial Assistance Programs shall be used as scholarship grants for dependents of sugar industry workers and small farmers pursuant to R.A. No. 10659.

5. **Agriculture and Fisheries Modernization Program.** The amount of Fifteen Million Six Hundred Sixty Nine Thousand Pesos (P15,669,000) appropriated herein under the Development of Standards of Excellence for Higher Education Programs and Institutions shall be used in support of the programs and projects under the Agriculture and Fisheries Modernization Program.

6. **Reporting and Posting Requirements.** The submission of the quarterly reports on its financial and physical accomplishments shall be in accordance with Section 99 of the General Provisions of this Act.

7. **Appropriations for Activities or Projects.** The amounts appropriated herein shall be used specifically for the following activities or projects in the indicated amounts and conditions:

New Appropriations, by Programs/Activities/Projects

|  | Current Operating Expenditures |  |                 |                |
|--|--------------------------------|--|-----------------|----------------|
|  | Personnel Services             | Maintenance and<br>Other Operating<br>Expenses | Capital Outlays | Total          |
| PROGRAMS   |                                |  |                 |                |
| General Administration and Support   |                                |  |                 |                |
| General Management and Supervision   | P 62,735,000                   | P 38,973,000                                   | P               | P 101,708,000  |
| National Capital Region (NCR)  | 62,735,000                     | 38,973,000                                     |                 | 101,708,000    |
| Central Office   | 62,735,000                     | 38,973,000                                     |                 | 101,708,000    |
| Administration of Personnel Benefits   | 6,041,000                      |  |                 | 6,041,000      |
| National Capital Region (NCR)  | 328,000                        |  |                 | 328,000        |
| Central Office   | 328,000                        |  |                 | 328,000        |
| Region IVA - CALABARZON  | 5,713,000                      |  |                 | 5,713,000      |
| Regional Office - IVA  | 5,713,000                      |  |                 | 5,713,000      |
| Management of receipts and payments in<br>relation to Higher Education Development<br>Fund   | 6,038,000                      | 1,364,000                                      |                 | 7,402,000      |
| National Capital Region (NCR)  | 6,038,000                      | 1,364,000                                      |                 | 7,402,000      |
| Central Office   | 6,038,000                      | 1,364,000                                      |                 | 7,402,000      |
| Sub-total, General Administration and Support  | 74,814,000                     | 40,337,000                                     |                 | 115,151,000    |
| Support to Operations  |                                |  |                 |                |
| Provision of Legal Service   | 10,460,000                     | 1,598,000                                      |                 | 12,058,000     |
| National Capital Region (NCR)  | 10,460,000                     | 1,598,000                                      |                 | 12,058,000     |
| Central Office   | 10,460,000                     | 1,598,000                                      |                 | 12,058,000     |
| Sub-total, Support to Operations   | 10,460,000                     | 1,598,000                                      |                 | 12,058,000     |
| Operations   |                                |  |                 |                |
| Quality Tertiary Education Program to produce<br>holistically-developed and civic-minded critical<br>thinkers, lifelong learners, innovators, job<br>creators and entrepreneurs for inclusive growth | 358,045,000                    | 30,990,374,000                                 | 208,880,000     | 31,557,299,000 |

|   |                    |                    |                    |
|---|--------------------|--------------------|--------------------|
| <b>HIGHER EDUCATION REGULATION PROGRAM</b>                            | <b>313,546,000</b> | <b>123,480,000</b> | <b>437,026,000</b> |
| Monitoring and evaluation of performance of higher education programs | 258,235,000        | 67,960,000         | 326,195,000        |
| National Capital Region (NCR)   | 20,240,000         | 9,837,000          | 30,077,000         |
| Regional Office - NCR   | 20,240,000         | 9,837,000          | 30,077,000         |
| Region I - Ilocos   | 18,076,000         | 4,842,000          | 22,918,000         |
| Regional Office - I   | 18,076,000         | 4,842,000          | 22,918,000         |
| Cordillera Administrative Region (CAR)                                | 18,578,000         | 3,602,000          | 22,180,000         |
| Regional Office - CAR   | 18,578,000         | 3,602,000          | 22,180,000         |
| Region II - Cagayan Valley  | 13,720,000         | 3,284,000          | 17,004,000         |
| Regional Office - II  | 13,720,000         | 3,284,000          | 17,004,000         |
| Region III - Central Luzon  | 15,159,000         | 3,488,000          | 18,647,000         |
| Regional Office - III   | 15,159,000         | 3,488,000          | 18,647,000         |
| Region IVA - CALABARZON   | 16,972,000         | 4,416,000          | 21,388,000         |
| Regional Office - IVA   | 16,972,000         | 4,416,000          | 21,388,000         |
| Region IVB - MIMAROPA   | 11,179,000         | 2,919,000          | 14,098,000         |
| Regional Office - IVB   | 11,179,000         | 2,919,000          | 14,098,000         |
| Region V - Bicol  | 14,571,000         | 3,758,000          | 18,329,000         |
| Regional Office - V   | 14,571,000         | 3,758,000          | 18,329,000         |
| Region VI - Western Visayas   | 22,022,000         | 4,014,000          | 26,036,000         |
| Regional Office - VI  | 22,022,000         | 4,014,000          | 26,036,000         |
| Region VII - Central Visayas  | 19,870,000         | 5,930,000          | 25,800,000         |
| Regional Office - VII   | 19,870,000         | 5,930,000          | 25,800,000         |
| Region VIII - Eastern Visayas   | 18,108,000         | 4,053,000          | 22,161,000         |
| Regional Office - VIII  | 18,108,000         | 4,053,000          | 22,161,000         |
| Region IX - Zamboanga Peninsula                                       | 14,651,000         | 3,641,000          | 18,292,000         |
| Regional Office - IX  | 14,651,000         | 3,641,000          | 18,292,000         |
| Region X - Northern Mindanao  | 16,590,000         | 4,062,000          | 20,652,000         |
| Regional Office - X   | 16,590,000         | 4,062,000          | 20,652,000         |

|   |                   |                       |                    |
|---|-------------------|-----------------------|--------------------|
| Region XI - Davao   | 13,468,000        | 3,316,000             | 16,784,000         |
| Regional Office - XI  | 13,468,000        | 3,316,000             | 16,784,000         |
| Region XII - SOCCSKSARGEN   | 13,399,000        | 3,174,000             | 16,573,000         |
| Regional Office - XII   | 13,399,000        | 3,174,000             | 16,573,000         |
| Region XIII - CARAGA  | 11,632,000        | 3,624,000             | 15,256,000         |
| Regional Office - XIII  | 11,632,000        | 3,624,000             | 15,256,000         |
| Development of standards of excellence for higher education programs and institutions   | 41,453,000        | 45,253,000            | 86,706,000         |
| National Capital Region (NCR)   | 41,453,000        | 45,253,000            | 86,706,000         |
| Central Office  | 41,453,000        | 45,253,000            | 86,706,000         |
| Development of standards and monitoring of Expanded Tertiary Education Equivalency Accreditation Program (ETEEAP) and Ladderized Education Program and other non-conventional higher education programs | 3,594,000         | 2,720,000             | 6,314,000          |
| National Capital Region (NCR)   | 3,594,000         | 2,720,000             | 6,314,000          |
| Central Office  | 3,594,000         | 2,720,000             | 6,314,000          |
| Provision of appropriate incentives to quality HEIs and programs  | 10,264,000        | 7,547,000             | 17,811,000         |
| National Capital Region (NCR)   | 10,264,000        | 7,547,000             | 17,811,000         |
| Central Office  | 10,264,000        | 7,547,000             | 17,811,000         |
| <b>HIGHER EDUCATION DEVELOPMENT PROGRAM</b>   | <b>44,499,000</b> | <b>30,866,894,000</b> | <b>208,880,000</b> |
| Formulation of higher education plans, directions, priorities and policies  | 22,634,000        | 27,139,000            | 49,773,000         |
| National Capital Region (NCR)   | 22,634,000        | 27,139,000            | 49,773,000         |
| Central Office  | 22,634,000        | 27,139,000            | 49,773,000         |
| Development of strategies and schemes to establish linkages with international institutions of higher learning  | 5,518,000         | 3,835,000             | 9,353,000          |
| National Capital Region (NCR)   | 5,518,000         | 3,835,000             | 9,353,000          |
| Central Office  | 5,518,000         | 3,835,000             | 9,353,000          |
| Provision of assistance and incentives, scholarships and grants through Student Financial Assistance Programs   |                   | 1,821,929,000         | 1,821,929,000      |
| National Capital Region (NCR)   |                   | 1,821,929,000         | 1,821,929,000      |
| Central Office  |                   | 1,821,929,000         | 1,821,929,000      |



|  |               |                |                |
|--|---------------|----------------|----------------|
| Formulation of policies and guidelines on student affairs and provision of student services                    | 13,100,000    | 13,229,000     | 26,329,000     |
| National Capital Region (NCR)  | 13,100,000    | 13,229,000     | 26,329,000     |
| Central Office   | 13,100,000    | 13,229,000     | 26,329,000     |
| Development of policies for Unified Student Financial Assistance System in Tertiary Education Program          | 3,247,000     | 12,278,000     | 15,525,000     |
| National Capital Region (NCR)  | 3,247,000     | 12,278,000     | 15,525,000     |
| Central Office   | 3,247,000     | 12,278,000     | 15,525,000     |
| Universal Access to Quality Tertiary Education   |               | 26,054,201,000 | 26,054,201,000 |
| National Capital Region (NCR)  |               | 26,054,201,000 | 26,054,201,000 |
| Central Office   |               | 26,054,201,000 | 26,054,201,000 |
| <b>PROJECT(s)</b>  |               |                |                |
| Locally-Funded Project(s)  | 2,934,283,000 | 208,880,000    | 3,143,163,000  |
| Institutionalization of Philippine Qualifications Framework (PQF) in Higher Education (R.A. No. 10968-PQF Act) | 50,000,000    |                | 50,000,000     |
| National Capital Region (NCR)  | 50,000,000    |                | 50,000,000     |
| Central Office   | 50,000,000    |                | 50,000,000     |
| Research and Scholarship Project   | 445,283,000   | 195,880,000    | 641,163,000    |
| National Capital Region (NCR)  | 445,283,000   | 195,880,000    | 641,163,000    |
| Central Office   | 445,283,000   | 195,880,000    | 641,163,000    |
| Subsidy for Tuition Fees of Medical Students in State Universities and Colleges                                | 167,000,000   |                | 167,000,000    |
| National Capital Region (NCR)  | 167,000,000   |                | 167,000,000    |
| Central Office   | 167,000,000   |                | 167,000,000    |
| Financial Assistance for Post Graduate Students  | 1,505,000,000 |                | 1,505,000,000  |
| National Capital Region (NCR)  | 1,505,000,000 |                | 1,505,000,000  |
| Central Office   | 1,505,000,000 |                | 1,505,000,000  |
| Medical Scholarship and Return Service Program   | 500,000,000   |                | 500,000,000    |
| National Capital Region (NCR)  | 500,000,000   |                | 500,000,000    |
| Central Office   | 500,000,000   |                | 500,000,000    |

|   |                      |                         |                      |                         |
|---|----------------------|-------------------------|----------------------|-------------------------|
| Purchase of Office Equipment and Furniture<br>and Fixtures, Legal Education Board     |                      |                         | <u>7,000,000</u>     | <u>7,000,000</u>        |
| National Capital Region (NCR)   |                      |                         | <u>7,000,000</u>     | <u>7,000,000</u>        |
| Central Office  |                      |                         | 7,000,000            | 7,000,000               |
| Procurement of Service Vehicles   |                      |                         | <u>6,000,000</u>     | <u>6,000,000</u>        |
| National Capital Region (NCR)   |                      |                         | <u>6,000,000</u>     | <u>6,000,000</u>        |
| Central Office  |                      |                         | 6,000,000            | 6,000,000               |
| Legal Education Advance Program (LEAP) and<br>Clinical Legal Education Program (CLEP) |                      | <u>7,000,000</u>        |                      | <u>7,000,000</u>        |
| National Capital Region (NCR)   |                      | <u>7,000,000</u>        |                      | <u>7,000,000</u>        |
| Central Office  |                      | 7,000,000               |                      | 7,000,000               |
| Seed Fund for Development of Medical<br>Schools in SUCs                               |                      | <u>250,000,000</u>      |                      | <u>250,000,000</u>      |
| National Capital Region (NCR)   |                      | <u>250,000,000</u>      |                      | <u>250,000,000</u>      |
| Central Office  |                      | 250,000,000             |                      | 250,000,000             |
| Flexible Learning and Experiential<br>Learning for Teacher Education                  |                      | <u>10,000,000</u>       |                      | <u>10,000,000</u>       |
| National Capital Region (NCR)   |                      | <u>10,000,000</u>       |                      | <u>10,000,000</u>       |
| Central Office  |                      | 10,000,000              |                      | 10,000,000              |
| Sub-total, Operations   | <u>358,045,000</u>   | <u>30,990,374,000</u>   | <u>208,880,000</u>   | <u>31,557,299,000</u>   |
| TOTAL NEW APPROPRIATIONS  | P <u>443,319,000</u> | P <u>31,032,309,000</u> | P <u>208,880,000</u> | P <u>31,684,508,000</u> |

New Appropriations, by Object of Expenditures  
(In Thousand Pesos)

Current Operating Expenditures

Personnel Services

Civilian Personnel

Permanent Positions

|              |                |
|--------------|----------------|
| Basic Salary | <u>338,595</u> |
|--------------|----------------|

|                           |                |
|---------------------------|----------------|
| Total Permanent Positions | <u>338,595</u> |
|---------------------------|----------------|

Other Compensation Common to All

|                                     |        |
|-------------------------------------|--------|
| Personnel Economic Relief Allowance | 12,768 |
| Representation Allowance            | 6,534  |
| Transportation Allowance            | 6,534  |
| Clothing and Uniform Allowance      | 3,192  |

|  |            |
|--|------------|
| Honoraria  | 722        |
| Mid-Year Bonus - Civilian                              | 28,218     |
| Year End Bonus   | 28,218     |
| Cash Gift  | 2,660      |
| Productivity Enhancement Incentive                     | 2,660      |
| Step Increment   | 848        |
|  | <hr/>      |
| Total Other Compensation Common to All                 | 92,354     |
|  | <hr/>      |
| Other Benefits   |            |
| PAG-IBIG Contributions                                 | 637        |
| PhilHealth Contributions                               | 5,055      |
| Employees Compensation Insurance Premiums              | 637        |
| Terminal Leave   | 6,041      |
|  | <hr/>      |
| Total Other Benefits                                   | 12,370     |
|  | <hr/>      |
| Total Personnel Services                               | 443,319    |
|  | <hr/>      |
| Maintenance and Other Operating Expenses               |            |
| Travelling Expenses                                    | 36,052     |
| Training and Scholarship Expenses                      | 27,757     |
| Supplies and Materials Expenses                        | 37,648     |
| Utility Expenses                                       | 22,362     |
| Communication Expenses                                 | 21,204     |
| Survey, Research, Exploration and Development Expenses | 5,000      |
| Awards/Rewards and Prizes                              | 60         |
| Confidential, Intelligence and Extraordinary Expenses  |            |
| Extraordinary and Miscellaneous Expenses               | 5,664      |
| Professional Services                                  | 162,875    |
| General Services                                       | 21,931     |
| Repairs and Maintenance                                | 5,079      |
| Taxes, Insurance Premiums and Other Fees               | 4,785      |
| Other Maintenance and Operating Expenses               |            |
| Advertising Expenses                                   | 646        |
| Printing and Publication Expenses                      | 2,579      |
| Representation Expenses                                | 24,304     |
| Transportation and Delivery Expenses                   | 187        |
| Rent/Lease Expenses                                    | 20,556     |
| Membership Dues and Contributions to Organizations     | 247        |
| Subscription Expenses                                  | 836        |
| Donations  | 30,593,221 |
| Other Maintenance and Operating Expenses               | 39,316     |
|  | <hr/>      |
| Total Maintenance and Other Operating Expenses         | 31,032,309 |
|  | <hr/>      |
| Total Current Operating Expenditures                   | 31,475,628 |
|  | <hr/>      |
| Capital Outlays  |            |
| Property, Plant and Equipment Outlay                   |            |
| Machinery and Equipment Outlay                         | 199,880    |
| Transportation Equipment Outlay                        | 6,000      |
| Furniture, Fixtures and Books Outlay                   | 3,000      |
|  | <hr/>      |
| Total Capital Outlays                                  | 208,880    |
|  | <hr/>      |
| TOTAL NEW APPROPRIATIONS                               | 31,684,508 |
|  | <hr/>      |

**F. COMMISSION ON THE FILIPINO LANGUAGE**

For general administration and support, and operations, as indicated hereunder . . . . . P 78,462,000

**New Appropriations, by Program**

|  | <u>Current Operating Expenditures</u> |   |                           |                            |
|--|---------------------------------------|---|---------------------------|----------------------------|
|  | <u>Personnel Services</u>             | <u>Maintenance and<br/>Other Operating<br/>Expenses</u> | <u>Capital Outlays</u>    | <u>Total</u>               |
| <b>PROGRAMS</b>  |                                       |   |                           |                            |
| General Administration and Support                                     | P 5,497,000                           | P 5,734,000   | P 1,500,000               | P 12,731,000               |
| Operations   | <u>37,525,000</u>                     | <u>28,206,000</u>                                       |                           | <u>65,731,000</u>          |
| <b>FILIPINO AND OTHER PHILIPPINE LANGUAGES<br/>DEVELOPMENT PROGRAM</b> | <u>37,525,000</u>                     | <u>28,206,000</u>                                       |                           | <u>65,731,000</u>          |
| <b>TOTAL NEW APPROPRIATIONS</b>  | P <u><u>43,022,000</u></u>            | P <u><u>33,940,000</u></u>                              | P <u><u>1,500,000</u></u> | P <u><u>78,462,000</u></u> |

**Special Provision(s)**

1. **Reporting and Posting Requirements.** The submission of the quarterly reports on its financial and physical accomplishments shall be in accordance with Section 99 of the General Provisions of this Act.

2. **Appropriations for Activities or Projects.** The amounts appropriated herein shall be used specifically for the following activities or projects in the indicated amounts and conditions:

**New Appropriations, by Programs/Activities/Projects**

|  | <u>Current Operating Expenditures</u> |   |                        |                     |
|--|---------------------------------------|---|------------------------|---------------------|
|  | <u>Personnel Services</u>             | <u>Maintenance and<br/>Other Operating<br/>Expenses</u> | <u>Capital Outlays</u> | <u>Total</u>        |
| <b>PROGRAMS</b>  |                                       |   |                        |                     |
| General Administration and Support   |                                       |   |                        |                     |
| General Management and Supervision   | P <u>5,497,000</u>                    | P <u>5,734,000</u>                                      | P <u>1,500,000</u>     | P <u>12,731,000</u> |
| Sub-total, General Administration and Support                                | <u>5,497,000</u>                      | <u>5,734,000</u>  | <u>1,500,000</u>       | <u>12,731,000</u>   |
| Operations   |                                       |   |                        |                     |
| Filipino and other Philippine languages<br>preserved, enriched, and promoted | <u>37,525,000</u>                     | <u>28,206,000</u>                                       |                        | <u>65,731,000</u>   |
| <b>FILIPINO AND OTHER PHILIPPINE LANGUAGES<br/>DEVELOPMENT PROGRAM</b>       | <u>37,525,000</u>                     | <u>28,206,000</u>                                       |                        | <u>65,731,000</u>   |
| Policy Advisory on Filipino<br>and other Philippine languages                | 21,450,000                            | 8,092,000   |                        | 29,542,000          |

|  |                            |                            |   |
|--|----------------------------|----------------------------|---|
| Promotion and enrichment of<br>Filipino and other Philippine languages | <u>16,075,000</u>          | <u>20,114,000</u>          | <u>36,189,000</u>                             |
| Sub-total, Operations  | <u>37,525,000</u>          | <u>28,206,000</u>          | <u>65,731,000</u>                             |
| <b>TOTAL NEW APPROPRIATIONS</b>  | <b>P <u>43,022,000</u></b> | <b>P <u>33,940,000</u></b> | <b>P <u>1,500,000</u> P <u>78,462,000</u></b> |

New Appropriations, by Object of Expenditures  
(In Thousand Pesos)

Current Operating Expenditures

Personnel Services

Civilian Personnel

Permanent Positions

|              |               |
|--------------|---------------|
| Basic Salary | <u>33,171</u> |
|--------------|---------------|

|                           |               |
|---------------------------|---------------|
| Total Permanent Positions | <u>33,171</u> |
|---------------------------|---------------|

Other Compensation Common to All

|                                     |           |
|-------------------------------------|-----------|
| Personnel Economic Relief Allowance | 1,128     |
| Representation Allowance            | 720       |
| Transportation Allowance            | 720       |
| Clothing and Uniform Allowance      | 282       |
| Honoraria                           | 360       |
| Mid-Year Bonus - Civilian           | 2,764     |
| Year End Bonus                      | 2,764     |
| Cash Gift                           | 235       |
| Productivity Enhancement Incentive  | 235       |
| Step Increment                      | <u>83</u> |

|  |              |
|--|--------------|
| Total Other Compensation Common to All | <u>9,291</u> |
|--|--------------|

Other Benefits

|   |          |
|---|----------|
| PAG-IBIG Contributions                    | 56       |
| PhilHealth Contributions                  | 443      |
| Employees Compensation Insurance Premiums | 56       |
| Loyalty Award - Civilian                  | <u>5</u> |

|                      |            |
|----------------------|------------|
| Total Other Benefits | <u>560</u> |
|----------------------|------------|

|                          |               |
|--------------------------|---------------|
| Total Personnel Services | <u>43,022</u> |
|--------------------------|---------------|

Maintenance and Other Operating Expenses

|                                   |            |
|-----------------------------------|------------|
| Travelling Expenses               | 5,100      |
| Training and Scholarship Expenses | 1,050      |
| Supplies and Materials Expenses   | 3,650      |
| Utility Expenses                  | 1,400      |
| Communication Expenses            | 1,212      |
| Awards/Rewards and Prizes         | <u>500</u> |

|   |               |
|---|---------------|
| Confidential, Intelligence and Extraordinary Expenses |               |
| Extraordinary and Miscellaneous Expenses              | 800           |
| Professional Services                                 | 12,899        |
| General Services                                      | 1,500         |
| Repairs and Maintenance                               | 300           |
| Taxes, Insurance Premiums and Other Fees              | 75            |
| Other Maintenance and Operating Expenses              |               |
| Advertising Expenses                                  | 600           |
| Printing and Publication Expenses                     | 2,900         |
| Representation Expenses                               | 500           |
| Transportation and Delivery Expenses                  | 250           |
| Rent/Lease Expenses                                   | 500           |
| Subscription Expenses                                 | 264           |
| Other Maintenance and Operating Expenses              | 440           |
| Total Maintenance and Other Operating Expenses        | 33,940        |
| Total Current Operating Expenditures                  | 76,962        |
| Capital Outlays                                       |               |
| Property, Plant and Equipment Outlay                  |               |
| Transportation Equipment Outlay                       | 1,500         |
| Total Capital Outlays                                 | 1,500         |
| <b>TOTAL NEW APPROPRIATIONS</b>                       | <b>78,462</b> |

**C. DANGEROUS DRUGS BOARD**

For general administration and support, support to operations, and operations, including locally-funded project(s), as indicated hereunder . . P 307,865,000

**New Appropriations, by Program**

|  | Current Operating Expenditures |  |                    |                      |
|--|--------------------------------|--|--------------------|----------------------|
|  | Personnel Services             | Maintenance and Other Operating Expenses | Capital Outlays    | Total                |
| <b>PROGRAMS</b>                                  |                                |  |                    |                      |
| General Administration and Support               | P 44,379,000                   | P 21,464,000                             | P 5,550,000        | P 71,393,000         |
| Support to Operations                            | 9,203,000                      | 83,168,000                               |                    | 92,371,000           |
| Operations                                       | 19,283,000                     | 122,518,000                              | 2,300,000          | 144,101,000          |
| <b>DRUG ABUSE PREVENTION AND CONTROL PROGRAM</b> | 19,283,000                     | 122,518,000                              | 2,300,000          | 144,101,000          |
| <b>TOTAL NEW APPROPRIATIONS</b>                  | <b>P 72,865,000</b>            | <b>P 227,150,000</b>                     | <b>P 7,850,000</b> | <b>P 307,865,000</b> |

**Special Provision(s)**

1. **Collections for Drug Rehabilitation Activities.** In addition to the amounts appropriated herein, the following shall be the fund sources of the Board and shall be utilized accordingly:

- (a) Twenty five percent (25%) gross receipts from breakage by the Philippine Racing Commission in accordance with R.A. No. 6632; the Manila Jockey Club, Inc. pursuant to R.A. No. 6631; and Metro Manila Turf Club under R.A. No. 7978 for the rehabilitation of drug dependents;

(b) Ten percent (10%) of all unclaimed and forfeited sweepstakes and lotto prizes of the PCSO for the implementation of R.A. No. 9165, except for operating expenses of the Board and other agencies concerned. At least fifty percent (50%) thereof shall be reserved for assistance to government-owned or operated rehabilitation centers; and

(c) Five Million Pesos (P5,000,000) a month from the national government share in the income of the Philippine Amusement and Gaming Corporation for the establishment, maintenance and operations of drug rehabilitation centers in accordance with Section 87 of R.A. No. 9165.

Release of funds shall be subject to the submission of a Special Budget pursuant to Section 35, Chapter 5, Book VI of E.O. No. 292, s. 1987.

2. **Reporting and Posting Requirements.** The submission of the quarterly reports on its financial and physical accomplishments shall be in accordance with Section 99 of the General Provisions of this Act.

3. **Appropriations for Activities or Projects.** The amounts appropriated herein shall be used specifically for the following activities or projects in the indicated amounts or conditions:

**New Appropriations, by Programs/Activities/Projects**

|  | Current Operating Expenditures |  |                 |              |
|--|--------------------------------|--|-----------------|--------------|
|  | Personnel Services             | Maintenance and Other Operating Expenses | Capital Outlays | Total        |
| <b>PROGRAMS</b>  |                                |  |                 |              |
| General Administration and Support   |                                |  |                 |              |
| General Management and Supervision   | P 42,953,000                   | P 21,464,000                             | P 5,550,000     | P 69,967,000 |
| Administration of Personnel Benefits   | 1,426,000                      |  |                 | 1,426,000    |
| Sub-total, General Administration and Support  | 44,379,000                     | 21,464,000                               | 5,550,000       | 71,393,000   |
| Support to Operations  |                                |  |                 |              |
| Program monitoring and evaluation  | 9,203,000                      | 83,168,000                               |                 | 92,371,000   |
| Sub-total, Support to Operations   | 9,203,000                      | 83,168,000                               |                 | 92,371,000   |
| Operations   |                                |  |                 |              |
| Institutionalization of the Philippine Anti-Illegal Drugs Strategy   | 19,283,000                     | 122,518,000                              | 2,300,000       | 144,101,000  |
| <b>DRUG ABUSE PREVENTION AND CONTROL PROGRAM</b>   | 19,283,000                     | 122,518,000                              | 2,300,000       | 144,101,000  |
| Policy formulation and other issuances through the conduct of surveys / researches / studies on drug related issues and concerns         | 9,748,000                      | 53,821,000                               |                 | 63,569,000   |
| Development and implementation of advocacies / information programs and production of IEC materials on Drug Abuse Prevention and Control | 4,387,000                      | 28,694,000                               |                 | 33,081,000   |
| Conduct of capacity building programs for stakeholders   | 5,148,000                      | 19,630,000                               |                 | 24,778,000   |
| <b>Project(s)</b>  |                                |  |                 |              |
| Locally-Funded Project(s)  |                                | 20,373,000                               | 2,300,000       | 22,673,000   |
| Enhancement of Integrated Drug Monitoring and Reporting Information System (IDMRIS)  |                                | 2,560,000                                |                 | 2,560,000    |

|  |                     |                      |                      |
|--|---------------------|----------------------|----------------------|
| Enhancement of Policy Implementation Information System (PIIS)                           | 6,300,000           |                      | 6,300,000            |
| Enhancement of Treatment and Rehabilitation Information System (TRIS)                    | 1,000,000           |                      | 1,000,000            |
| Enhancement of Regulatory Control and Monitoring Information System (RCMIS)              | 2,600,000           |                      | 2,600,000            |
| Enhancement of Drug Information Portal   | 5,500,000           | 2,300,000            | 7,800,000            |
| Drug Treatment Monitoring System   | 250,000             |                      | 250,000              |
| Electronic Specialized Prescription Information System                                   | 250,000             |                      | 250,000              |
| International Forum Against Drug Use and Illicit Trafficking                             | 1,120,000           |                      | 1,120,000            |
| Continuing Training on the Universal Prevention Curriculum (UPC) for ASEAN Member States | 793,000             |                      | 793,000              |
| Sub-total, Operations  | 19,283,000          | 122,518,000          | 144,101,000          |
| <b>TOTAL NEW APPROPRIATIONS</b>  | <b>P 72,865,000</b> | <b>P 227,150,000</b> | <b>P 7,850,000</b>   |
|  |                     |                      | <b>P 307,865,000</b> |

New Appropriations, by Object of Expenditures  
(In Thousand Pesos)

Current Operating Expenditures

Personnel Services

Civilian Personnel

Permanent Positions

|              |        |
|--------------|--------|
| Basic Salary | 53,540 |
|--------------|--------|

|                           |        |
|---------------------------|--------|
| Total Permanent Positions | 53,540 |
|---------------------------|--------|

Other Compensation Common to All

|                                     |       |
|-------------------------------------|-------|
| Personnel Economic Relief Allowance | 2,520 |
| Representation Allowance            | 1,104 |
| Transportation Allowance            | 852   |
| Clothing and Uniform Allowance      | 630   |
| Mid-Year Bonus - Civilian           | 4,461 |
| Year End Bonus                      | 4,461 |
| Cash Gift                           | 525   |
| Per Diems                           | 70    |
| Productivity Enhancement Incentive  | 525   |
| Step Increment                      | 133   |

|  |        |
|--|--------|
| Total Other Compensation Common to All | 15,281 |
|--|--------|



|  |                |
|--|----------------|
| <b>Other Compensation for Specific Groups</b>          |                |
| Magna Carta for Public Health Workers                  | 1,230          |
| Anniversary Bonus - Civilian                           | 315            |
|  | <hr/>          |
| <b>Total Other Compensation for Specific Groups</b>    | <b>1,545</b>   |
|  | <hr/>          |
| <b>Other Benefits</b>                                  |                |
| PAG-IBIG Contributions                                 | 126            |
| PhilHealth Contributions                               | 751            |
| Employees Compensation Insurance Premiums              | 126            |
| Loyalty Award - Civilian                               | 70             |
| Terminal Leave   | 1,426          |
|  | <hr/>          |
| <b>Total Other Benefits</b>                            | <b>2,499</b>   |
|  | <hr/>          |
| <b>Total Personnel Services</b>                        | <b>72,865</b>  |
|  | <hr/>          |
| <b>Maintenance and Other Operating Expenses</b>        |                |
| Travelling Expenses                                    | 5,066          |
| Training and Scholarship Expenses                      | 80,651         |
| Supplies and Materials Expenses                        | 13,320         |
| Utility Expenses                                       | 10,201         |
| Communication Expenses                                 | 5,090          |
| Survey, Research, Exploration and Development Expenses | 4,616          |
| Confidential, Intelligence and Extraordinary Expenses  |                |
| Extraordinary and Miscellaneous Expenses               | 1,248          |
| Professional Services                                  | 35,193         |
| General Services                                       | 6,182          |
| Repairs and Maintenance                                | 1,671          |
| Taxes, Insurance Premiums and Other Fees               | 533            |
| Other Maintenance and Operating Expenses               |                |
| Advertising Expenses                                   | 13,754         |
| Printing and Publication Expenses                      | 10,750         |
| Representation Expenses                                | 21,963         |
| Rent/Lease Expenses                                    | 9,558          |
| Membership Dues and Contributions to Organizations     | 70             |
| Subscription Expenses                                  | 2,087          |
| Other Maintenance and Operating Expenses               | 5,197          |
|  | <hr/>          |
| <b>Total Maintenance and Other Operating Expenses</b>  | <b>227,150</b> |
|  | <hr/>          |
| <b>Total Current Operating Expenditures</b>            | <b>300,015</b> |
|  | <hr/>          |
| <b>Capital Outlays</b>                                 |                |
| Property, Plant and Equipment Outlay                   |                |
| Machinery and Equipment Outlay                         | 2,300          |
| Transportation Equipment Outlay                        | 5,550          |
|  | <hr/>          |
| <b>Total Capital Outlays</b>                           | <b>7,850</b>   |
|  | <hr/>          |
| <b>TOTAL NEW APPROPRIATIONS</b>                        | <b>307,865</b> |
|  | <hr/>          |

**H. ENERGY REGULATORY COMMISSION**

For general administration and support, and operations, as indicated hereunder . . . . . P 857,493,000

**New Appropriations, by Program**

|  | Current Operating Expenditures |  |                            |                             |
|--|--------------------------------|--|----------------------------|-----------------------------|
|  | Personnel Services             | Maintenance and Other Operating Expenses | Capital Outlays            | Total                       |
| <b>PROGRAMS</b>                            |                                |  |                            |                             |
| General Administration and Support         | P 110,013,000                  | P 346,187,000                            | P 22,324,000               | P 478,524,000               |
| Operations                                 | <u>137,855,000</u>             | <u>221,275,000</u>                       | <u>19,839,000</u>          | <u>378,969,000</u>          |
| ELECTRIC POWER INDUSTRY REGULATORY PROGRAM | <u>137,855,000</u>             | <u>221,275,000</u>                       | <u>19,839,000</u>          | <u>378,969,000</u>          |
| TOTAL NEW APPROPRIATIONS                   | P <u><u>247,868,000</u></u>    | P <u><u>567,462,000</u></u>              | P <u><u>42,163,000</u></u> | P <u><u>857,493,000</u></u> |

**Special Provision(s)**

1. **Reporting and Posting Requirements.** The submission of the quarterly reports on its financial and physical accomplishments shall be in accordance with Section 99 of the General Provisions of this Act.

2. **Appropriations for Activities or Projects.** The amounts appropriated herein shall be used specifically for the following activities or projects in the indicated amounts and conditions:

**New Appropriations, by Programs/Activities/Projects**

|   | Current Operating Expenditures |  |                   |                    |
|---|--------------------------------|--|-------------------|--------------------|
|   | Personnel Services             | Maintenance and Other Operating Expenses | Capital Outlays   | Total              |
| <b>PROGRAMS</b>   |                                |  |                   |                    |
| General Administration and Support  |                                |  |                   |                    |
| General Management and Supervision  | P 104,666,000                  | P 346,187,000                            | P 22,324,000      | P 473,177,000      |
| Administration of Personnel Benefits  | <u>5,347,000</u>               |  |                   | <u>5,347,000</u>   |
| Sub-total, General Administration and Support                                 | <u>110,013,000</u>             | <u>346,187,000</u>                       | <u>22,324,000</u> | <u>478,524,000</u> |
| Operations  |                                |  |                   |                    |
| Quality and reliability of electricity supply, and reasonable pricing ensured | <u>137,855,000</u>             | <u>221,275,000</u>                       | <u>19,839,000</u> | <u>378,969,000</u> |
| ELECTRIC POWER INDUSTRY REGULATORY PROGRAM                                    | <u>137,855,000</u>             | <u>221,275,000</u>                       | <u>19,839,000</u> | <u>378,969,000</u> |
| Regulation of energy related industries through screening and registration    | 36,669,000                     | 104,001,000                              | 1,339,000         | 142,009,000        |

|   |                             |                             |                            |                             |
|---|-----------------------------|-----------------------------|----------------------------|-----------------------------|
| Enforcement of rules and regulations      | 26,586,000                  | 13,088,000                  |                            | 39,674,000                  |
| Monitoring of regulated entities          | 31,387,000                  | 44,830,000                  | 3,524,000                  | 79,741,000                  |
| Consumer Education and Protection Program | <u>43,213,000</u>           | <u>59,356,000</u>           | <u>14,976,000</u>          | <u>117,545,000</u>          |
| Sub-total, Operations                     | <u>137,855,000</u>          | <u>221,275,000</u>          | <u>19,839,000</u>          | <u>378,969,000</u>          |
| <b>TOTAL NEW APPROPRIATIONS</b>           | <b>P <u>247,868,000</u></b> | <b>P <u>567,462,000</u></b> | <b>P <u>42,163,000</u></b> | <b>P <u>857,493,000</u></b> |

New Appropriations, by Object of Expenditures  
(In Thousand Pesos)

Current Operating Expenditures

Personnel Services

Civilian Personnel

Permanent Positions

|              |                |
|--------------|----------------|
| Basic Salary | <u>188,485</u> |
|--------------|----------------|

|                           |                |
|---------------------------|----------------|
| Total Permanent Positions | <u>188,485</u> |
|---------------------------|----------------|

Other Compensation Common to All

|                                     |              |
|-------------------------------------|--------------|
| Personnel Economic Relief Allowance | 7,104        |
| Representation Allowance            | 2,544        |
| Transportation Allowance            | 2,544        |
| Clothing and Uniform Allowance      | 1,776        |
| Mid-Year Bonus - Civilian           | 15,865       |
| Year End Bonus                      | 15,865       |
| Cash Gift                           | 1,480        |
| Productivity Enhancement Incentive  | 1,480        |
| Step Increment                      | <u>2,287</u> |

|  |               |
|--|---------------|
| Total Other Compensation Common to All | <u>50,945</u> |
|--|---------------|

Other Benefits

|   |              |
|---|--------------|
| PAG-IBIG Contributions                    | 355          |
| PhilHealth Contributions                  | 2,381        |
| Employees Compensation Insurance Premiums | 355          |
| Terminal Leave                            | <u>5,347</u> |

|                      |              |
|----------------------|--------------|
| Total Other Benefits | <u>8,438</u> |
|----------------------|--------------|

|                          |                |
|--------------------------|----------------|
| Total Personnel Services | <u>247,868</u> |
|--------------------------|----------------|

Maintenance and Other Operating Expenses

|                                   |        |
|-----------------------------------|--------|
| Travelling Expenses               | 55,512 |
| Training and Scholarship Expenses | 81,372 |
| Supplies and Materials Expenses   | 55,625 |
| Utility Expenses                  | 12,000 |
| Communication Expenses            | 16,170 |

|   |                |
|---|----------------|
| Confidential, Intelligence and Extraordinary Expenses |                |
| Confidential Expenses                                 | 15,000         |
| Extraordinary and Miscellaneous Expenses              | 2,200          |
| Professional Services                                 | 166,413        |
| General Services                                      | 12,680         |
| Repairs and Maintenance                               | 2,600          |
| Taxes, Insurance Premiums and Other Fees              | 1,500          |
| Other Maintenance and Operating Expenses              |                |
| Advertising Expenses                                  | 14,804         |
| Printing and Publication Expenses                     | 1,286          |
| Rent/Lease Expenses                                   | 106,487        |
| Subscription Expenses                                 | 23,813         |
|   | <hr/>          |
| Total Maintenance and Other Operating Expenses        | 567,462        |
|   | <hr/>          |
| Total Current Operating Expenditures                  | 815,330        |
|   | <hr/>          |
| Capital Outlays                                       |                |
| Property, Plant and Equipment Outlay                  |                |
| Machinery and Equipment Outlay                        | 42,163         |
|   | <hr/>          |
| Total Capital Outlays                                 | 42,163         |
|   | <hr/>          |
| <b>TOTAL NEW APPROPRIATIONS</b>                       | <b>857,493</b> |
|   | <hr/>          |

**I. FILM DEVELOPMENT COUNCIL OF THE PHILIPPINES**

For general administration and support, and operations, as indicated hereunder . . . . . P 280,881,000

**New Appropriations, by Program**

|  | <u>Current Operating Expenditures</u> |  |                 |                             |
|--|---------------------------------------|--|-----------------|-----------------------------|
|  |                                       | Maintenance and<br>Other Operating<br>Expenses | Capital Outlays | Total                       |
|  | <u>Personnel Services</u>             |  |                 |                             |
| <b>PROGRAMS</b>                                    |                                       |  |                 |                             |
| General Administration and Support                 | P 12,211,000                          | P 16,873,000                                   |                 | P 29,084,000                |
| Operations   | <u>14,754,000</u>                     | <u>237,043,000</u>                             |                 | <u>251,797,000</u>          |
| FILM INDUSTRY PROMOTION AND<br>DEVELOPMENT PROGRAM | 13,671,000                            | 222,221,000                                    |                 | 235,892,000                 |
| FILM HERITAGE PRESERVATION PROGRAM                 | <u>1,083,000</u>                      | <u>14,822,000</u>                              |                 | <u>15,905,000</u>           |
| <b>TOTAL NEW APPROPRIATIONS</b>                    | <b>P <u>26,965,000</u></b>            | <b>P <u>253,916,000</u></b>                    |                 | <b>P <u>280,881,000</u></b> |

**Special Provision(s)**

1. **Reporting and Posting Requirements.** The submission of the quarterly reports on its financial and physical accomplishments shall be in accordance with Section 99 of the General Provisions of this Act.

**2. Appropriations for Activities or Projects.** The amounts appropriated herein shall be used specifically for the following activities or projects in the indicated amounts and conditions:

**New Appropriations, by Programs/Activities/Projects**

|   | Current Operating Expenditures |  |                 |                      |
|---|--------------------------------|--|-----------------|----------------------|
|   | Personnel Services             | Maintenance and Other Operating Expenses | Capital Outlays | Total                |
| <b>PROGRAMS</b>                                 |                                |  |                 |                      |
| General Administration and Support              |                                |  |                 |                      |
| General Management and Supervision              | P 11,402,000                   | P 16,873,000                             |                 | P 28,275,000         |
| Administration of Personnel benefits            | 809,000                        |  |                 | 809,000              |
| Sub-total, General Administration and Support   | 12,211,000                     | 16,873,000                               |                 | 29,084,000           |
| Operations                                      |                                |  |                 |                      |
| Local films quality upgraded                    | 13,671,000                     | 222,221,000                              |                 | 235,892,000          |
| FILM INDUSTRY PROMOTION AND DEVELOPMENT PROGRAM | 13,671,000                     | 222,221,000                              |                 | 235,892,000          |
| Film industry promotion and development         | 13,671,000                     | 222,221,000                              |                 | 235,892,000          |
| Film heritage preserved and protected           | 1,083,000                      | 14,822,000                               |                 | 15,905,000           |
| FILM HERITAGE PRESERVATION PROGRAM              | 1,083,000                      | 14,822,000                               |                 | 15,905,000           |
| Film preservation                               | 1,083,000                      | 14,822,000                               |                 | 15,905,000           |
| Sub-total, Operations                           | 14,754,000                     | 237,043,000                              |                 | 251,797,000          |
| <b>TOTAL NEW APPROPRIATIONS</b>                 | <b>P 26,965,000</b>            | <b>P 253,916,000</b>                     |                 | <b>P 280,881,000</b> |

**New Appropriations, by Object of Expenditures**  
(In Thousand Pesos)

**Current Operating Expenditures**

**Personnel Services**

**Civilian Personnel**

**Permanent Positions**

**Basic Salary**

16,064

**Total Permanent Positions**

16,064

|   |                |
|---|----------------|
| <b>Other Compensation Common to All</b>               |                |
| Personnel Economic Relief Allowance                   | 576            |
| Representation Allowance                              | 420            |
| Transportation Allowance                              | 420            |
| Clothing and Uniform Allowance                        | 144            |
| Mid-Year Bonus - Civilian                             | 1,339          |
| Year End Bonus  | 1,339          |
| Cash Gift   | 120            |
| Productivity Enhancement Incentive                    | 120            |
| Step Increment  | 40             |
|   | <hr/>          |
| Total Other Compensation Common to All                | 4,518          |
| <b>Other Benefits</b>                                 |                |
| PAG-IBIG Contributions                                | 28             |
| PhilHealth Contributions                              | 228            |
| Employees Compensation Insurance Premiums             | 28             |
| Terminal Leave  | 809            |
|   | <hr/>          |
| Total Other Benefits                                  | 1,093          |
|   | <hr/>          |
| Non-Permanent Positions                               | 5,290          |
|   | <hr/>          |
| Total Personnel Services                              | 26,965         |
|   | <hr/>          |
| <b>Maintenance and Other Operating Expenses</b>       |                |
| Travelling Expenses                                   | 12,609         |
| Training and Scholarship Expenses                     | 3,300          |
| Supplies and Materials Expenses                       | 5,927          |
| Utility Expenses                                      | 2,490          |
| Communication Expenses                                | 2,251          |
| Awards/Rewards and Prizes                             | 25,735         |
| Confidential, Intelligence and Extraordinary Expenses |                |
| Extraordinary and Miscellaneous Expenses              | 278            |
| Professional Services                                 | 14,430         |
| Repairs and Maintenance                               | 9,031          |
| Financial Assistance/Subsidy                          | 150,429        |
| Taxes, Insurance Premiums and Other Fees              | 815            |
| Other Maintenance and Operating Expenses              |                |
| Advertising Expenses                                  | 9,150          |
| Printing and Publication Expenses                     | 250            |
| Representation Expenses                               | 4,814          |
| Transportation and Delivery Expenses                  | 935            |
| Rent/Lease Expenses                                   | 9,100          |
| Membership Dues and Contributions to Organizations    | 388            |
| Subscription Expenses                                 | 310            |
| Other Maintenance and Operating Expenses              | 1,674          |
|   | <hr/>          |
| Total Maintenance and Other Operating Expenses        | 253,916        |
|   | <hr/>          |
| Total Current Operating Expenditures                  | 280,881        |
|   | <hr/>          |
| <b>TOTAL NEW APPROPRIATIONS</b>                       | <b>280,881</b> |
|   | <hr/>          |

**J. GAMES AND AMUSEMENTS BOARD**

For general administration and support, and operations, as indicated hereunder . . . . . P 142,061,000

**New Appropriations, by Program**

|  | Current Operating Expenditures |  |                    |                      |
|--|--------------------------------|--|--------------------|----------------------|
|  | Personnel Services             | Maintenance and Other Operating Expenses | Capital Outlays    | Total                |
| <b>PROGRAMS</b>                                      |                                |  |                    |                      |
| General Administration and Support                   | P 41,813,000                   | P 43,103,000                             | P 8,170,000        | P 93,086,000         |
| Operations   | <u>41,959,000</u>              | <u>7,016,000</u>                         |                    | <u>48,975,000</u>    |
| PROFESSIONAL GAMES AND AMUSEMENTS REGULATORY PROGRAM | <u>41,959,000</u>              | <u>7,016,000</u>                         |                    | <u>48,975,000</u>    |
| <b>TOTAL NEW APPROPRIATIONS</b>                      | P <u>83,772,000</u>            | P <u>50,119,000</u>                      | P <u>8,170,000</u> | P <u>142,061,000</u> |

**Special Provision(s)**

1. **Income from Admission Receipts and Radio, Television and Motion Picture Rights.** In addition to the amounts appropriated herein, Nine Million Five Hundred Thousand Pesos (P9,500,000) shall be used to augment the MOOE of Games and Amusements Board (GAB) sourced from three percent (3%) of the gross gate receipts and income from television, radio and motion picture rights of all professional games under the supervision and regulation of the GAB in accordance with Section 8 of P.D. No. 871.

Release of funds shall be subject to the submission of a Special Budget pursuant to Section 35, Chapter 5, Book VI of E.O. No. 292, s. 1987.

2. **Reporting and Posting Requirements.** The submission of the quarterly reports on its financial and physical accomplishments shall be in accordance with Section 99 of the General Provisions of this Act.

3. **Appropriations for Activities or Projects.** The amounts appropriated herein shall be used specifically for the following activities or projects in the indicated amounts and conditions:

**New Appropriations, by Programs/Activities/Projects**

|   | Current Operating Expenditures |  |                    |                     |
|---|--------------------------------|--|--------------------|---------------------|
|   | Personnel Services             | Maintenance and Other Operating Expenses | Capital Outlays    | Total               |
| <b>PROGRAMS</b>                                       |                                |  |                    |                     |
| General Administration and Support                    |                                |  |                    |                     |
| General management and supervision                    | P <u>41,813,000</u>            | P <u>43,103,000</u>                      | P <u>8,170,000</u> | P <u>93,086,000</u> |
| Sub-total, General Administration and Support         | <u>41,813,000</u>              | <u>43,103,000</u>                        | <u>8,170,000</u>   | <u>93,086,000</u>   |
| Operations  |                                |  |                    |                     |
| Fair and safe professional sports and games developed | <u>41,959,000</u>              | <u>7,016,000</u>                         |                    | <u>48,975,000</u>   |
| PROFESSIONAL GAMES AND AMUSEMENTS REGULATORY PROGRAM  | <u>41,959,000</u>              | <u>7,016,000</u>                         |                    | <u>48,975,000</u>   |
| Supervision of Professional Games and Amusements      | 25,575,000                     | 5,932,000                                |                    | 31,507,000          |
| Supervision of Betting During Horse Racing            | <u>16,384,000</u>              | <u>1,084,000</u>                         |                    | <u>17,468,000</u>   |

|  |                     |                     |                    |                      |
|--|---------------------|---------------------|--------------------|----------------------|
| Sub-total, Operations  | 41,959,000          | 7,016,000           |                    | 48,975,000           |
| <b>TOTAL NEW APPROPRIATIONS</b>  | <b>P 83,772,000</b> | <b>P 50,119,000</b> | <b>P 8,170,000</b> | <b>P 142,061,000</b> |
| <b><u>New Appropriations, by Object of Expenditures</u></b><br>(In Thousand Pesos) |                     |                     |                    |                      |
| <b>Current Operating Expenditures</b>  |                     |                     |                    |                      |
| <b>Personnel Services</b>  |                     |                     |                    |                      |
| <b>Civilian Personnel</b>  |                     |                     |                    |                      |
| <b>Permanent Positions</b>   |                     |                     |                    |                      |
| Basic Salary   |                     |                     |                    | 61,293               |
| Total Permanent Positions  |                     |                     |                    | 61,293               |
| <b>Other Compensation Common to All</b>  |                     |                     |                    |                      |
| Personnel Economic Relief Allowance  |                     |                     |                    | 3,432                |
| Representation Allowance   |                     |                     |                    | 756                  |
| Transportation Allowance   |                     |                     |                    | 756                  |
| Clothing and Uniform Allowance   |                     |                     |                    | 858                  |
| Mid-Year Bonus - Civilian  |                     |                     |                    | 5,107                |
| Year End Bonus   |                     |                     |                    | 5,107                |
| Cash Gift  |                     |                     |                    | 715                  |
| Productivity Enhancement Incentive   |                     |                     |                    | 715                  |
| Step Increment   |                     |                     |                    | 154                  |
| Total Other Compensation Common to All   |                     |                     |                    | 17,600               |
| <b>Other Compensation for Specific Groups</b>                                      |                     |                     |                    |                      |
| Magna Carta for Public Health Workers  |                     |                     |                    | 529                  |
| Total Other Compensation for Specific Groups                                       |                     |                     |                    | 529                  |
| <b>Other Benefits</b>  |                     |                     |                    |                      |
| PAG-IBIG Contributions   |                     |                     |                    | 171                  |
| PhilHealth Contributions   |                     |                     |                    | 987                  |
| Employees Compensation Insurance Premiums  |                     |                     |                    | 171                  |
| Loyalty Award - Civilian   |                     |                     |                    | 145                  |
| Terminal Leave   |                     |                     |                    | 749                  |
| Total Other Benefits   |                     |                     |                    | 2,223                |
| Non-Permanent Positions  |                     |                     |                    | 2,127                |
| Total Personnel Services   |                     |                     |                    | 83,772               |
| <b>Maintenance and Other Operating Expenses</b>                                    |                     |                     |                    |                      |
| Travelling Expenses  |                     |                     |                    | 6,775                |
| Training and Scholarship Expenses  |                     |                     |                    | 1,465                |
| Supplies and Materials Expenses  |                     |                     |                    | 4,956                |
| Utility Expenses   |                     |                     |                    | 1,474                |
| Communication Expenses   |                     |                     |                    | 1,855                |



|   |                |
|---|----------------|
| Awards, Rewards and Prizes                            | 3,908          |
| Confidential, Intelligence and Extraordinary Expenses |                |
| Confidential Expenses                                 | 4,000          |
| Extraordinary and Miscellaneous Expenses              | 132            |
| Professional Services                                 | 6,417          |
| General Services                                      | 1,349          |
| Repairs and Maintenance                               | 6,387          |
| Taxes, Insurance Premiums and Other Fees              | 465            |
| Other Maintenance and Operating Expenses              |                |
| Advertising Expenses                                  | 3,005          |
| Printing and Publication Expenses                     | 93             |
| Representation Expenses                               | 332            |
| Rent/Lease Expenses                                   | 2,791          |
| Subscription Expenses                                 | 725            |
| Other Maintenance and Operating Expenses              | 3,990          |
| Total Maintenance and Other Operating Expenses        | 50,119         |
| Total Current Operating Expenditures                  | 133,891        |
| Capital Outlays                                       |                |
| Property, Plant and Equipment Outlay                  |                |
| Machinery and Equipment Outlay                        | 670            |
| Transportation Equipment Outlay                       | 7,500          |
| Total Capital Outlays                                 | 8,170          |
| <b>TOTAL NEW APPROPRIATIONS</b>                       | <b>142,061</b> |

#### K. GOVERNANCE COMMISSION FOR GOVERNMENT-OWNED OR CONTROLLED CORPORATIONS

For general administration and support, and operations, as indicated hereunder . . . . . P 195,296,000

#### New Appropriations, by Program

|                                    | Current Operating Expenditures |  |                     |                      |
|------------------------------------|--------------------------------|--|---------------------|----------------------|
|                                    | Personnel Services             | Maintenance and Other Operating Expenses | Capital Outlays     | Total                |
| <b>PROGRAMS</b>                    |                                |  |                     |                      |
| General Administration and Support | P 54,742,000                   | P 79,884,000                             | P 11,481,000        | P 146,107,000        |
| Operations                         | <u>39,363,000</u>              | <u>9,826,000</u>                         |                     | <u>49,189,000</u>    |
| GOCC REGULATORY PROGRAM            | <u>39,363,000</u>              | <u>9,826,000</u>                         |                     | <u>49,189,000</u>    |
| <b>TOTAL NEW APPROPRIATIONS</b>    | <u>P 94,105,000</u>            | <u>P 89,710,000</u>                      | <u>P 11,481,000</u> | <u>P 195,296,000</u> |

#### Special Provision(s)

1. **Submission of Annual Report.** The GCG shall submit to the Office of the President, the House of Representatives, the Senate of the Philippines, the House Committee on Appropriations and the Senate Committee on Finance, either in printed form or by way of electronic document, an annual report on the performance of the GOCCs under its coverage pursuant to Section 4 of R.A. No. 10149. Said annual report shall contain the following information on the GOCCs concerned: (i) FY 2022 performance targets and accomplishments; (ii) GCG performance assessment for FY 2022; (iii) summary of year-end financial statements; (iv) dividends remitted to the National Government; and (v) FYs 2021 and 2022 comparative report on basic salaries, allowances, benefits, and incentives received by members of the boards of directors or trustees, officers and personnel of GOCCs.

2. **Reporting and Posting Requirements.** The submission of the quarterly reports on its financial and physical accomplishments shall be in accordance with Section 99 of the General Provisions of this Act.

3. **Appropriations for Activities or Projects.** The amounts appropriated herein shall be used specifically for the following activities or projects in the indicated amounts and conditions:

New Appropriations, by Programs/Activities/Projects

|   | Current Operating Expenditures |  |                 |               |
|---|--------------------------------|--|-----------------|---------------|
|   | Personnel Services             | Maintenance and Other Operating Expenses | Capital Outlays | Total         |
| <b>PROGRAMS</b>   |                                |  |                 |               |
| General Administration and Support  |                                |  |                 |               |
| General Management and Supervision  | P 54,742,000                   | P 79,884,000                             | P 11,481,000    | P 146,107,000 |
| Sub-total, General Administration and Support   | 54,742,000                     | 79,884,000                               | 11,481,000      | 146,107,000   |
| Operations  |                                |  |                 |               |
| Transformed GOCC sector significantly contributing to inclusive and sustainable economic growth and development | 39,363,000                     | 9,826,000                                |                 | 49,189,000    |
| GOCC REGULATORY PROGRAM   | 39,363,000                     | 9,826,000                                |                 | 49,189,000    |
| CORPORATE STANDARDS SERVICES SUB-PROGRAM  | 11,834,000                     | 3,114,000                                |                 | 14,948,000    |
| GOCC Compensation and Position Classification Services  | 5,065,000                      | 1,107,000                                |                 | 6,172,000     |
| GOCC Leadership Management  | 6,769,000                      | 2,007,000                                |                 | 8,776,000     |
| CORPORATE GOVERNANCE SERVICES SUB-PROGRAM   | 27,529,000                     | 6,712,000                                |                 | 34,241,000    |
| Performance Monitoring and Evaluation Services  | 13,161,000                     | 4,539,000                                |                 | 17,700,000    |
| GOCC Rationalization Services   | 14,368,000                     | 2,173,000                                |                 | 16,541,000    |
| Sub-total, Operations   | 39,363,000                     | 9,826,000                                |                 | 49,189,000    |
| <b>TOTAL NEW APPROPRIATIONS</b>   | P 94,105,000                   | P 89,710,000                             | P 11,481,000    | P 195,296,000 |

New Appropriations, by Object of Expenditures  
(In Thousand Pesos)

Current Operating Expenditures

Personnel Services

Civilian Personnel

Permanent Positions

Basic Salary

72,565

Total Permanent Positions

72,565

**Other Compensation Common to All**

|                                     |       |
|-------------------------------------|-------|
| Personnel Economic Relief Allowance | 2,016 |
| Representation Allowance            | 2,370 |
| Transportation Allowance            | 2,370 |
| Clothing and Uniform Allowance      | 504   |
| Mid Year Bonus - Civilian           | 6,047 |
| Year End Bonus                      | 6,047 |
| Cash Gift                           | 420   |
| Productivity Enhancement Incentive  | 420   |
| Step Increment                      | 181   |

|   |               |
|---|---------------|
| <b>Total Other Compensation Common to All</b> | <b>20,375</b> |
|---|---------------|

**Other Benefits**

|   |     |
|---|-----|
| PAG-IBIG Contributions                    | 100 |
| PhilHealth Contributions                  | 965 |
| Employees Compensation Insurance Premiums | 100 |

|                             |              |
|-----------------------------|--------------|
| <b>Total Other Benefits</b> | <b>1,165</b> |
|-----------------------------|--------------|

|                                 |               |
|---------------------------------|---------------|
| <b>Total Personnel Services</b> | <b>94,105</b> |
|---------------------------------|---------------|

**Maintenance and Other Operating Expenses**

|   |        |
|---|--------|
| Travelling Expenses                                   | 1,094  |
| Training and Scholarship Expenses                     | 9,453  |
| Supplies and Materials Expenses                       | 5,043  |
| Utility Expenses                                      | 2,220  |
| Communication Expenses                                | 7,890  |
| Confidential, Intelligence and Extraordinary Expenses |        |
| Extraordinary and Miscellaneous Expenses              | 1,835  |
| Professional Services                                 | 3,375  |
| General Services                                      | 5,600  |
| Repairs and Maintenance                               | 1,650  |
| Taxes, Insurance Premiums and Other Fees              | 2,021  |
| Other Maintenance and Operating Expenses              |        |
| Advertising Expenses                                  | 220    |
| Printing and Publication Expenses                     | 300    |
| Representation Expenses                               | 1,678  |
| Rent/Lease Expenses                                   | 10,400 |
| Membership Dues and Contributions to Organizations    | 20     |
| Subscription Expenses                                 | 14,450 |
| Other Maintenance and Operating Expenses              | 22,461 |

|   |               |
|---|---------------|
| <b>Total Maintenance and Other Operating Expenses</b> | <b>89,710</b> |
|---|---------------|

|   |                |
|---|----------------|
| <b>Total Current Operating Expenditures</b> | <b>183,815</b> |
|---|----------------|

**Capital Outlays**

|                                      |        |
|--------------------------------------|--------|
| Property, Plant and Equipment Outlay |        |
| Machinery and Equipment Outlay       | 11,481 |

|                              |               |
|------------------------------|---------------|
| <b>Total Capital Outlays</b> | <b>11,481</b> |
|------------------------------|---------------|

|                                 |                |
|---------------------------------|----------------|
| <b>TOTAL NEW APPROPRIATIONS</b> | <b>195,296</b> |
|---------------------------------|----------------|

**L. MINDANAO DEVELOPMENT AUTHORITY**

For general administration and support, support to operations, and operations, as indicated hereunder . . . . . P 197,270,000

**New Appropriations, by Program**

|   | Current Operating Expenditures |  |                            |                             |
|---|--------------------------------|--|----------------------------|-----------------------------|
|   | Personnel Services             | Maintenance and Other Operating Expenses | Capital Outlays            | Total                       |
| <b>PROGRAMS</b>                                       |                                |  |                            |                             |
| General Administration and Support                    | P 40,783,000                   | P 30,385,000                             | P 10,050,000               | P 81,218,000                |
| Support to Operations                                 | 10,334,000                     | 7,594,000                                |                            | 17,928,000                  |
| Operations  | <u>28,487,000</u>              | <u>69,637,000</u>                        |                            | <u>98,124,000</u>           |
| MINDANAO DEVELOPMENT PLANNING AND MANAGEMENT PROGRAM  | 9,372,000                      | 18,732,000                               |                            | 28,104,000                  |
| MINDANAO GOVERNANCE AND INSTITUTIONAL SUPPORT PROGRAM | 11,935,000                     | 6,747,000                                |                            | 18,682,000                  |
| MINDANAO INVESTMENTS PROMOTION PROGRAM                | <u>7,180,000</u>               | <u>44,158,000</u>                        |                            | <u>51,338,000</u>           |
| <b>TOTAL NEW APPROPRIATIONS</b>                       | P <u><u>79,604,000</u></u>     | P <u><u>107,616,000</u></u>              | P <u><u>10,050,000</u></u> | P <u><u>197,270,000</u></u> |

**Special Provision(s)**

1. **Reporting and Posting Requirements.** The submission of the quarterly reports on its financial and physical accomplishments shall be in accordance with Section 99 of the General Provisions of this Act.

2. **Appropriations for Activities or Projects.** The amounts appropriated herein shall be used specifically for the following activities or projects in the indicated amounts and conditions:

**New Appropriations, by Programs/Activities/Projects**

|   | Current Operating Expenditures |  |                     |                     |
|---|--------------------------------|--|---------------------|---------------------|
|   | Personnel Services             | Maintenance and Other Operating Expenses | Capital Outlays     | Total               |
| <b>PROGRAMS</b>   |                                |  |                     |                     |
| General Administration and Support                                  |                                |  |                     |                     |
| General Management and Supervision                                  | P <u>40,783,000</u>            | P <u>30,385,000</u>                      | P <u>10,050,000</u> | P <u>81,218,000</u> |
| Sub-total, General Administration and Support                       | <u>40,783,000</u>              | <u>30,385,000</u>                        | <u>10,050,000</u>   | <u>81,218,000</u>   |
| Support to Operations   |                                |  |                     |                     |
| Performance management/ Operations Audit Service (OAS)              |                                | 3,699,000                                |                     | 3,699,000           |
| Technical support on program communication and knowledge management | 8,245,000                      | 3,612,000                                |                     | 11,857,000          |
| Legal Services  | <u>2,089,000</u>               | <u>283,000</u>                           |                     | <u>2,372,000</u>    |
| Sub-total, Support to Operations                                    | <u>10,334,000</u>              | <u>7,594,000</u>                         |                     | <u>17,928,000</u>   |

|  |                     |                      |                                   |
|--|---------------------|----------------------|-----------------------------------|
| <b>Operations</b>  |                     |                      |                                   |
| Development of Mindanao coordinated and facilitated          | 28,487,000          | 69,637,000           | 98,124,000                        |
| <b>MINDANAO DEVELOPMENT PLANNING AND MANAGEMENT PROGRAM</b>  | <b>9,372,000</b>    | <b>18,732,000</b>    | <b>28,104,000</b>                 |
| Planning and policy development                              | 6,439,000           | 6,408,000            | 12,847,000                        |
| Project development and resource generation                  | 2,933,000           | 12,324,000           | 15,257,000                        |
| <b>MINDANAO GOVERNANCE AND INSTITUTIONAL SUPPORT PROGRAM</b> | <b>11,935,000</b>   | <b>6,747,000</b>     | <b>18,682,000</b>                 |
| Institutional strengthening                                  | 11,935,000          | 6,747,000            | 18,682,000                        |
| <b>MINDANAO INVESTMENTS PROMOTION PROGRAM</b>                | <b>7,180,000</b>    | <b>44,158,000</b>    | <b>51,338,000</b>                 |
| Investment promotion   | 3,707,000           | 38,346,000           | 42,053,000                        |
| <b>BIMP-EAGA and other International trade cooperations</b>  | <b>3,473,000</b>    | <b>5,812,000</b>     | <b>9,285,000</b>                  |
| Sub-total, Operations  | 28,487,000          | 69,637,000           | 98,124,000                        |
| <b>TOTAL NEW APPROPRIATIONS</b>                              | <b>P 79,604,000</b> | <b>P 107,616,000</b> | <b>P 10,050,000 P 197,270,000</b> |

**New Appropriations, by Object of Expenditures**  
(In Thousand Pesos)

**Current Operating Expenditures**

**Personnel Services**

**Civilian Personnel**

**Permanent Positions**

|              |        |
|--------------|--------|
| Basic Salary | 59,812 |
|--------------|--------|

|                           |        |
|---------------------------|--------|
| Total Permanent Positions | 59,812 |
|---------------------------|--------|

**Other Compensation Common to All**

|                                     |       |
|-------------------------------------|-------|
| Personnel Economic Relief Allowance | 2,160 |
| Representation Allowance            | 1,350 |
| Transportation Allowance            | 1,350 |
| Clothing and Uniform Allowance      | 540   |
| Honoraria                           | 2,288 |
| Mid-Year Bonus - Civilian           | 4,985 |
| Year End Bonus                      | 4,985 |
| Cash Gift                           | 450   |
| Productivity Enhancement Incentive  | 450   |
| Step Increment                      | 150   |

|  |        |
|--|--------|
| Total Other Compensation Common to All | 18,708 |
|--|--------|

**Other Benefits**

|   |     |
|---|-----|
| PAG-IBIG Contributions                    | 108 |
| PhilHealth Contributions                  | 868 |
| Employees Compensation Insurance Premiums | 108 |

|   |                |
|---|----------------|
| Total Other Benefits                                  | 1,084          |
| Total Personnel Services                              | 79,604         |
| Maintenance and Other Operating Expenses              |                |
| Travelling Expenses                                   | 11,003         |
| Training and Scholarship Expenses                     | 4,800          |
| Supplies and Materials Expenses                       | 5,964          |
| Utility Expenses                                      | 2,855          |
| Communication Expenses                                | 3,895          |
| Confidential, Intelligence and Extraordinary Expenses |                |
| Extraordinary and Miscellaneous Expenses              | 1,110          |
| Professional Services                                 | 30,887         |
| General Services                                      | 8,902          |
| Repairs and Maintenance                               | 2,050          |
| Taxes, Insurance Premiums and Other Fees              | 199            |
| Other Maintenance and Operating Expenses              |                |
| Advertising Expenses                                  | 300            |
| Printing and Publication Expenses                     | 476            |
| Representation Expenses                               | 9,400          |
| Rent/Lease Expenses                                   | 18,908         |
| Subscription Expenses                                 | 603            |
| Other Maintenance and Operating Expenses              | 6,264          |
| Total Maintenance and Other Operating Expenses        | 107,616        |
| Total Current Operating Expenditures                  | 187,220        |
| Capital Outlays                                       |                |
| Property, Plant and Equipment Outlay                  |                |
| Machinery and Equipment Outlay                        | 2,500          |
| Transportation Equipment Outlay                       | 5,150          |
| Furniture, Fixtures and Books Outlay                  | 2,400          |
| Total Capital Outlays                                 | 10,050         |
| <b>TOTAL NEW APPROPRIATIONS</b>                       | <b>197,270</b> |

**M. MOVIE AND TELEVISION REVIEW AND CLASSIFICATION BOARD**

For general administration and support, and operations, as indicated hereunder . . . . . P 40,093,000

New Appropriations, by Program

|                                    | Current Operating Expenditures |  |                 | Total      |
|------------------------------------|--------------------------------|--|-----------------|------------|
|                                    | Personnel Services             | Maintenance and Other Operating Expenses | Capital Outlays |            |
| <b>PROGRAMS</b>                    |                                |  |                 |            |
| General Administration and Support | P 15,054,000                   |  | P               | 15,054,000 |
| Operations                         |                                | 25,039,000                               |                 | 25,039,000 |

**MOVIE AND TELEVISION REGULATORY  
AND DEVELOPMENTAL PROGRAM**

25,039,000

25,039,000

**TOTAL NEW APPROPRIATIONS**

P 40,093,000

P 40,093,000

**Special Provision(s)**

1. **Fees, Charges and Assessments.** In addition to the amounts appropriated herein, Seventy Six Million Three Hundred Forty Thousand Pesos (P76,340,000) shall be used for the MOOE and Capital Outlay requirements of the Movie and Television Review and Classification Board (MTRCB) sourced from fees and charges levied, assessed, and collected by the MTRCB in the conduct of its operations, in accordance with Section 20 of P.D. No. 1986.

Release of funds shall be subject to the submission of a Special Budget pursuant to Section 35, Chapter 5, Book VI of E.O. No. 292, s. 1987.

2. **Reporting and Posting Requirements.** The submission of the quarterly reports on its financial and physical accomplishments shall be in accordance with Section 99 of the General Provisions of this Act.

3. **Appropriations for Activities or Projects.** The amounts appropriated herein shall be used specifically for the following activities or projects in the indicated amounts and conditions:

**New Appropriations, by Programs/Activities/Projects**

|   | Current Operating Expenditures |  |                 |              |
|---|--------------------------------|--|-----------------|--------------|
|   | Personnel Services             | Maintenance and<br>Other Operating<br>Expenses | Capital Outlays | Total        |
| <b>PROGRAMS</b>   |                                |  |                 |              |
| General Administration and Support  |                                |  |                 |              |
| General Management and Supervision  | P 15,054,000                   |  |                 | P 15,054,000 |
| Sub-total, General Administration and Support   | 15,054,000                     |  |                 | 15,054,000   |
| Operations  |                                |  |                 |              |
| Contemporary Filipino cultural values<br>protected and promoted through the review<br>and classification of movies, television,<br>publicity materials, and optical media                                       | 25,039,000                     |  |                 | 25,039,000   |
| MOVIE AND TELEVISION REGULATORY<br>AND DEVELOPMENTAL PROGRAM  | 25,039,000                     |  |                 | 25,039,000   |
| Registration of entities; review and<br>classification of movies, television programs,<br>publicity and optical media material  | 18,826,000                     |  |                 | 18,826,000   |
| Monitoring and Enforcement of movies and television programs  | 4,636,000                      |  |                 | 4,636,000    |
| "Matalinong Panonood" seminars and other<br>information campaigns and initiatives for stakeholders<br>awareness and empowerment in terms of media literacy,<br>audience sensitivity and age-appropriate content | 1,577,000                      |  |                 | 1,577,000    |
| Sub-total, Operations   | 25,039,000                     |  |                 | 25,039,000   |
| TOTAL NEW APPROPRIATIONS  | P 40,093,000                   |  |                 | P 40,093,000 |

**New Appropriations, by Object of Expenditures**  
(In Thousand Pesos)

**Current Operating Expenditures**

**Personnel Services**

**Civilian Personnel**

**Permanent Positions**

|              |        |
|--------------|--------|
| Basic Salary | 20,949 |
|--------------|--------|

|                           |        |
|---------------------------|--------|
| Total Permanent Positions | 20,949 |
|---------------------------|--------|

**Other Compensation Common to All**

|                                     |       |
|-------------------------------------|-------|
| Personnel Economic Relief Allowance | 1,128 |
| Representation Allowance            | 300   |
| Transportation Allowance            | 300   |
| Clothing and Uniform Allowance      | 282   |
| Mid-Year Bonus - Civilian           | 1,746 |
| Year End Bonus                      | 1,746 |
| Cash Gift                           | 235   |
| Per Diems                           | 6,324 |
| Productivity Enhancement Incentive  | 235   |
| Step Increment                      | 53    |

|  |        |
|--|--------|
| Total Other Compensation Common to All | 12,349 |
|--|--------|

**Other Compensation for Specific Groups**

|  |       |
|--|-------|
| RATA of Sectoral/Alternate Sectoral<br>Representatives | 6,324 |
|--|-------|

|  |       |
|--|-------|
| Total Other Compensation for Specific Groups | 6,324 |
|--|-------|

**Other Benefits**

|   |     |
|---|-----|
| PAG-IBIG Contributions                    | 56  |
| PhilHealth Contributions                  | 329 |
| Employees Compensation Insurance Premiums | 56  |
| Loyalty Award - Civilian                  | 30  |

|                      |     |
|----------------------|-----|
| Total Other Benefits | 471 |
|----------------------|-----|

|                          |        |
|--------------------------|--------|
| Total Personnel Services | 40,093 |
|--------------------------|--------|

|                                      |        |
|--------------------------------------|--------|
| Total Current Operating Expenditures | 40,093 |
|--------------------------------------|--------|

|                          |        |
|--------------------------|--------|
| TOTAL NEW APPROPRIATIONS | 40,093 |
|--------------------------|--------|

**N. NATIONAL COMMISSION FOR CULTURE AND THE ARTS**

**N.1. NATIONAL COMMISSION FOR CULTURE AND THE ARTS (PROPER)**

|   |             |
|---|-------------|
| For general administration and support, support to operations, and operations, as indicated hereunder . . . . . P | 156,283,000 |
|---|-------------|



New Appropriations, by Program

|  | Current Operating Expenditures |  |                     |                      |
|--|--------------------------------|--|---------------------|----------------------|
|  | Personnel Services             | Maintenance and Other Operating Expenses | Capital Outlays     | Total                |
| <b>PROGRAMS</b>                                |                                |  |                     |                      |
| General Administration and Support             | P 6,130,000                    | P  | P                   | P 6,130,000          |
| Support to Operations                          | 3,571,000                      |  |                     | 3,571,000            |
| Operations                                     | 17,232,000                     | 99,350,000                               | 30,000,000          | 146,582,000          |
| NATIONAL CULTURE AND ARTS COORDINATION PROGRAM | 12,639,000                     |  |                     | 12,639,000           |
| NATIONAL CULTURE AND ARTS DEVELOPMENT PROGRAM  | 4,593,000                      | 99,350,000                               | 30,000,000          | 133,943,000          |
| <b>TOTAL NEW APPROPRIATIONS</b>                | P <u>26,933,000</u>            | P <u>99,350,000</u>                      | P <u>30,000,000</u> | P <u>156,283,000</u> |

**Special Provision(s)**

1. **National Endowment Fund for Culture and Arts.** In addition to the amounts appropriated herein, Five Hundred Million Three Hundred Fifty Four Thousand Pesos (P500,354,000) shall be used for the operating requirements of the National Commission for Culture and the Arts (NCCA) sourced from the contributions of PAGCOR and share from travel tax collections, constituted into the National Endowment Fund for Culture and Arts (NEFCA) in accordance with Section 20 of R.A. No. 7356. In no case shall more than twenty percent (20%) of said amount be used for Personnel Services.

Release of funds shall be subject to the guidelines on the utilization of the NEFCA pursuant to Section 72 of the amended IRR of R.A. No. 7356, and the submission of a Special Budget pursuant to Section 35, Chapter 5, Book VI of E.O. No. 292, s. 1987.

2. **Revolving Fund for Fabrication of Cultural Items and Printing Publications.** The revolving fund in the amount of Five Hundred Thousand Pesos (P500,000) constituted from the sale of cultural items and publications shall be used to cover the fabrication of cultural items and printing of publications. The income collected in excess of said amount shall be deposited with the National Treasury as income of the General Fund pursuant to Section 22 of R.A. No. 7356.

Disbursements or expenditures by the NCCA in violation of the above requirements shall be void and shall subject the erring officials and employees to disciplinary actions in accordance with Section 43, Chapter 5 and Section 80, Chapter 7, Book VI of E.O. No. 292, and to appropriate criminal action under existing penal laws.

3. **Reporting and Posting Requirements.** The submission of the quarterly reports on its financial and physical accomplishments shall be in accordance with Section 99 of the General Provisions of this Act.

4. **Appropriations for Activities or Projects.** The amounts appropriated herein shall be used specifically for the following activities or projects in the indicated amounts and conditions:

New Appropriations, by Programs/Activities/Projects

|   | Current Operating Expenditures |  |                 |                    |
|---|--------------------------------|--|-----------------|--------------------|
|   | Personnel Services             | Maintenance and Other Operating Expenses | Capital Outlays | Total              |
| <b>PROGRAMS</b>                               |                                |  |                 |                    |
| General Administration and Support            |                                |  |                 |                    |
| General Management and Supervision            | P <u>6,130,000</u>             | P  | P               | P <u>6,130,000</u> |
| Sub-total, General Administration and Support | <u>6,130,000</u>               |  |                 | <u>6,130,000</u>   |
| Support to Operations                         |                                |  |                 |                    |
| Project Monitoring and Evaluation Services    | <u>3,571,000</u>               |  |                 | <u>3,571,000</u>   |
| Sub-total, Support to Operations              | <u>3,571,000</u>               |  |                 | <u>3,571,000</u>   |

|  |                     |                     |                      |
|--|---------------------|---------------------|----------------------|
| <b>Operations</b>  |                     |                     |                      |
| Arts and culture management enhanced through coordinated actions among affiliated cultural agencies  | 12,639,000          |                     | 12,639,000           |
| <b>NATIONAL CULTURAL AND ARTS COORDINATION PROGRAM</b>   | 12,639,000          |                     | 12,639,000           |
| Formulation and development of plans and policies and coordination with affiliated cultural agencies   | 12,639,000          |                     | 12,639,000           |
| Sense of nationhood and pride in being Filipino strengthened   | 4,593,000           |                     | 4,593,000            |
| <b>NATIONAL CULTURE AND ARTS DEVELOPMENT PROGRAM</b>   | 4,593,000           |                     | 4,593,000            |
| Administration and supervision of the NEFCA funds  | 4,593,000           |                     | 4,593,000            |
| <b>Project(s)</b>  |                     |                     |                      |
| Locally-Funded Project(s)  |                     | 99,350,000          | 30,000,000           |
| Documentation and Cultural Hub, Promotion, Exhibition, Training and Film Production to Preserve and Promote the Tangible and Intangible Filipino Heritage, including the Documentation of Philippine Participation in International and Local Fair |                     | 75,000,000          | 75,000,000           |
| Operations, Maintenance and Continued Conservation of the Metropolitan Theater (MET)   |                     | 22,350,000          | 22,350,000           |
| Filipino Heritage Festival   |                     | 2,000,000           | 2,000,000            |
| Site Development of Boac Heritage Areas, Boac, Marinduque  |                     |                     | 30,000,000           |
| <b>Sub-total, Operations</b>   | 17,232,000          | 99,350,000          | 30,000,000           |
| <b>TOTAL NEW APPROPRIATIONS</b>  | <b>P 26,933,000</b> | <b>P 99,350,000</b> | <b>P 30,000,000</b>  |
|  |                     |                     | <b>P 156,283,000</b> |

**New Appropriations, by Object of Expenditures**  
(In Thousand Pesos)

**Current Operating Expenditures**

**Personnel Services**

**Civilian Personnel**

**Permanent Positions**

|              |        |
|--------------|--------|
| Basic Salary | 20,390 |
|--------------|--------|

|                                  |               |
|----------------------------------|---------------|
| <b>Total Permanent Positions</b> | <b>20,390</b> |
|----------------------------------|---------------|

|   |                |
|---|----------------|
| <b>Other Compensation Common to All</b>               |                |
| Personnel Economic Relief Allowance                   | 792            |
| Representation Allowance                              | 450            |
| Transportation Allowance                              | 450            |
| Clothing and Uniform Allowance                        | 198            |
| Mid-Year Bonus - Civilian                             | 1,699          |
| Year End Bonus  | 1,699          |
| Cash Gift   | 165            |
| Per Diems   | 486            |
| Productivity Enhancement Incentive                    | 165            |
| Step Increment  | 51             |
| <b>Total Other Compensation Common to All</b>         | <b>6,155</b>   |
| <b>Other Benefits</b>                                 |                |
| PAG-IBIG Contributions                                | 40             |
| PhilHealth Contributions                              | 308            |
| Employees Compensation Insurance Premiums             | 40             |
| <b>Total Other Benefits</b>                           | <b>388</b>     |
| <b>Total Personnel Services</b>                       | <b>26,933</b>  |
| <b>Maintenance and Other Operating Expenses</b>       |                |
| Financial Assistance/Subsidy                          | 99,350         |
| <b>Total Maintenance and Other Operating Expenses</b> | <b>99,350</b>  |
| <b>Total Current Operating Expenditures</b>           | <b>126,283</b> |
| <b>Capital Outlays</b>                                |                |
| Property, Plant and Equipment Outlay                  |                |
| Heritage Assets                                       | 30,000         |
| <b>Total Capital Outlays</b>                          | <b>30,000</b>  |
| <b>TOTAL NEW APPROPRIATIONS</b>                       | <b>156,283</b> |

**N.2. NATIONAL HISTORICAL COMMISSION OF THE PHILIPPINES**

For general administration and support, support to operations, and operations, including locally-funded project(s), as indicated hereunder . . . . P 292,516,000

**New Appropriations, by Program**

|                                    | <u>Current Operating Expenditures</u> |   |                        |              |
|------------------------------------|---------------------------------------|---|------------------------|--------------|
|                                    | <u>Personnel Services</u>             | <u>Maintenance and<br/>Other Operating<br/>Expenses</u> | <u>Capital Outlays</u> | <u>Total</u> |
| <b>PROGRAMS</b>                    |                                       |   |                        |              |
| General Administration and Support | P 18,377,000                          | P 10,086,000  | P                      | 28,463,000   |
| Support to Operations              | 1,747,000                             | 18,046,000  | 5,440,000              | 25,233,000   |

|   |                     |                      |                     |                      |
|---|---------------------|----------------------|---------------------|----------------------|
| Operations  | <u>71,321,000</u>   | <u>109,781,000</u>   | <u>57,718,000</u>   | <u>238,820,000</u>   |
| HISTORICAL ASSET PRESERVATION<br>AND MANAGEMENT PROGRAM | 59,457,000          | 61,033,000           | 57,718,000          | 178,208,000          |
| HISTORICAL COMMEMORATION<br>AND PROMOTION PROGRAM       | <u>11,864,000</u>   | <u>48,748,000</u>    |                     | <u>60,612,000</u>    |
| TOTAL NEW APPROPRIATIONS                                | P <u>91,445,000</u> | P <u>137,913,000</u> | P <u>63,158,000</u> | P <u>292,516,000</u> |

**Special Provision(s)**

1. **Revolving Fund for Projects of the National Historical Commission of the Philippines.** The revolving fund in the amount of One Million Pesos (P1,000,000) constituted from the fees and other charges collected by the National Historical Commission of the Philippines (NHCP) shall be used to cover implementation of its projects. The income in excess of the said amount shall be deposited with the National Treasury as income of the General Fund in accordance with Section 24 of R.A. No. 10086.

Disbursements or expenditures by the NHCP in violation of the above requirements shall be void and shall subject the erring officials and employees to disciplinary actions in accordance with Section 43, Chapter 5, and Section 80, Chapter 7, Book VI of E.O. 292, s. 1987, and to appropriate criminal action under existing penal laws.

2. **Reporting and Posting Requirements.** The submission of the quarterly reports on its financial and physical accomplishments shall be in accordance with Section 99 of the General Provisions of this Act.

3. **Appropriations for Activities or Projects.** The amounts appropriated herein shall be used specifically for the following activities or projects in the indicated amounts and conditions:

**New Appropriations, by Programs/Activities/Projects**

|   | <u>Current Operating Expenditures</u> |   |                        |                    |
|---|---------------------------------------|---|------------------------|--------------------|
|   | <u>Personnel Services</u>             | <u>Maintenance and<br/>Other Operating<br/>Expenses</u> | <u>Capital Outlays</u> | <u>Total</u>       |
| <b>PROGRAMS</b>   |                                       |   |                        |                    |
| General Administration and Support  |                                       |   |                        |                    |
| General Management and Supervision  | P 18,132,000                          | P 10,086,000  | P                      | P 28,218,000       |
| Administration of Personnel Benefits  | <u>245,000</u>                        |   |                        | <u>245,000</u>     |
| Sub-total, General Administration and Support                                 | <u>18,377,000</u>                     | <u>10,086,000</u>                                       |                        | <u>28,463,000</u>  |
| Support to Operations   |                                       |   |                        |                    |
| Formulation of Plans and Policies   | 714,000                               | 165,000   |                        | 879,000            |
| Development and Maintenance of the Information<br>System                      | <u>1,033,000</u>                      | <u>17,881,000</u>                                       | <u>5,440,000</u>       | <u>24,354,000</u>  |
| Sub-total, Support to Operations  | <u>1,747,000</u>                      | <u>18,046,000</u>                                       | <u>5,440,000</u>       | <u>25,233,000</u>  |
| Operations  |                                       |   |                        |                    |
| Management and Preservation of National<br>Shrines and Artifacts strengthened | <u>59,457,000</u>                     | <u>61,033,000</u>                                       | <u>57,718,000</u>      | <u>178,208,000</u> |
| HISTORICAL ASSET PRESERVATION<br>AND MANAGEMENT PROGRAM                       | <u>59,457,000</u>                     | <u>61,033,000</u>                                       | <u>57,718,000</u>      | <u>178,208,000</u> |
| Maintenance and administration of national<br>shrines, museums and landmarks  | 36,658,000                            | 53,771,000  | 12,067,000             | 102,496,000        |

|   |            |            |            |            |
|---|------------|------------|------------|------------|
| Restoration, preservation, survey and documentation of historic structures, edifices, ancestral houses and maintenance of the National Registry of Historical Structures of the Philippines | 14,163,000 | 3,156,000  | 301,000    | 17,620,000 |
| Restoration, preservation and conservation of relics of national heroes and other illustrious Filipinos   | 8,636,000  | 3,456,000  |            | 12,092,000 |
| <b>Project(s)</b>   |            |            |            |            |
| Locally-Funded Project(s)   |            | 650,000    | 45,350,000 | 46,000,000 |
| Rehabilitation and maintenance of National Historical Commission of the Philippines Main and Annex Building including the rewiring of electrical system                                     |            |            | 30,000,000 | 30,000,000 |
| Curatorial development of Jose B. Lingad Museum and Monument, Lubao, Pampanga   |            | 250,000    | 2,750,000  | 3,000,000  |
| Restoration of Molo Church  |            | 100,000    | 2,900,000  | 3,000,000  |
| Restoration of Punta Diamante including Belfry in Bulusan, Sorsogon   |            | 300,000    | 9,700,000  | 10,000,000 |
| Awareness, appreciation and access of historical and cultural heritage increased  | 11,864,000 | 48,748,000 |            | 60,612,000 |
| <b>HISTORICAL COMMEMORATION AND PROMOTION PROGRAM</b>   | 11,864,000 | 48,748,000 |            | 60,612,000 |
| Design and supervision of heraldry objects  | 1,599,000  | 794,000    |            | 2,393,000  |
| Research and production of educational materials on Philippine history and translation of Philippine historical works   | 5,486,000  | 7,635,000  |            | 13,121,000 |
| Publication of result of historical researches and studies  | 1,267,000  | 1,564,000  |            | 2,831,000  |
| Maintenance of historical data bank   | 1,466,000  | 625,000    |            | 2,091,000  |
| Conduct of commemorative activities including lectures, symposia and exhibits on historical events and personages for the public  | 2,046,000  | 28,130,000 |            | 30,176,000 |
| <b>Project(s)</b>   |            |            |            |            |
| Locally-Funded Project(s)   |            | 10,000,000 |            | 10,000,000 |
| Philippines-Spanish Friendship Day  |            | 5,000,000  |            | 5,000,000  |
| Closing Activities for the 2022 National Quincentennial Commemoration in the Philippines  |            | 5,000,000  |            | 5,000,000  |

|                                 |                            |                             |                            |                             |
|---------------------------------|----------------------------|-----------------------------|----------------------------|-----------------------------|
| Sub-total, Operations           | <u>71,321,000</u>          | <u>109,781,000</u>          | <u>57,718,000</u>          | <u>238,820,000</u>          |
| <b>TOTAL NEW APPROPRIATIONS</b> | <b>P <u>91,445,000</u></b> | <b>P <u>137,913,000</u></b> | <b>P <u>63,158,000</u></b> | <b>P <u>292,516,000</u></b> |

New Appropriations, by Object of Expenditures

(In Thousand Pesos)

## Current Operating Expenditures

## Personnel Services

## Civilian Personnel

## Permanent Positions

|              |               |
|--------------|---------------|
| Basic Salary | <u>68,902</u> |
|--------------|---------------|

|                           |               |
|---------------------------|---------------|
| Total Permanent Positions | <u>68,902</u> |
|---------------------------|---------------|

## Other Compensation Common to All

|                                     |            |
|-------------------------------------|------------|
| Personnel Economic Relief Allowance | 4,368      |
| Representation Allowance            | 474        |
| Transportation Allowance            | 474        |
| Clothing and Uniform Allowance      | 1,092      |
| Honoraria                           | 558        |
| Mid-Year Bonus - Civilian           | 5,742      |
| Year End Bonus                      | 5,742      |
| Cash Gift                           | 910        |
| Productivity Enhancement Incentive  | 910        |
| Step Increment                      | <u>171</u> |

|  |               |
|--|---------------|
| Total Other Compensation Common to All | <u>20,441</u> |
|--|---------------|

## Other Compensation for Specific Groups

|  |            |
|--|------------|
| Magna Carta for Science & Technology Personnel | <u>122</u> |
|--|------------|

|  |            |
|--|------------|
| Total Other Compensation for Specific Groups | <u>122</u> |
|--|------------|

## Other Benefits

|   |            |
|---|------------|
| PAG-IBIG Contributions                    | 220        |
| PhilHealth Contributions                  | 1,150      |
| Employees Compensation Insurance Premiums | 220        |
| Loyalty Award - Civilian                  | 145        |
| Terminal Leave                            | <u>245</u> |

|                      |              |
|----------------------|--------------|
| Total Other Benefits | <u>1,980</u> |
|----------------------|--------------|

|                          |               |
|--------------------------|---------------|
| Total Personnel Services | <u>91,445</u> |
|--------------------------|---------------|

## Maintenance and Other Operating Expenses

|                                   |        |
|-----------------------------------|--------|
| Travelling Expenses               | 7,057  |
| Training and Scholarship Expenses | 2,114  |
| Supplies and Materials Expenses   | 15,396 |
| Utility Expenses                  | 16,122 |

|  |                |
|--|----------------|
| Communication Expenses                                 | 9,575          |
| Awards/Rewards and Prizes                              | 100            |
| Survey, Research, Exploration and Development Expenses | 300            |
| Confidential, Intelligence and Extraordinary Expenses  |                |
| Extraordinary and Miscellaneous Expenses               | 139            |
| Professional Services                                  | 6,860          |
| General Services                                       | 44,085         |
| Repairs and Maintenance                                | 3,155          |
| Taxes, Insurance Premiums and Other Fees               | 2,554          |
| Other Maintenance and Operating Expenses               |                |
| Printing and Publication Expenses                      | 6,256          |
| Representation Expenses                                | 10,161         |
| Rent/Lease Expenses                                    | 5,238          |
| Subscription Expenses                                  | 8,801          |
| <b>Total Maintenance and Other Operating Expenses</b>  | <b>137,913</b> |
| <b>Total Current Operating Expenditures</b>            | <b>229,358</b> |
| <b>Capital Outlays</b>                                 |                |
| Property, Plant and Equipment Outlay                   |                |
| Buildings and Other Structures                         | 30,000         |
| Machinery and Equipment Outlay                         | 5,741          |
| Heritage Assets  | 27,417         |
| <b>Total Capital Outlays</b>                           | <b>63,158</b>  |
| <b>TOTAL NEW APPROPRIATIONS</b>                        | <b>292,516</b> |

**N.3. NATIONAL LIBRARY OF THE PHILIPPINES**

For general administration and support, and operations, including locally-funded project(s), as indicated hereunder . . . . . P 208,275,000

**New Appropriations, by Program**

|                                    | Current Operating Expenditures |  |                            |                             |
|------------------------------------|--------------------------------|--|----------------------------|-----------------------------|
|                                    | Personnel Services             | Maintenance and Other Operating Expenses | Capital Outlays            | Total                       |
| <b>PROGRAMS</b>                    |                                |  |                            |                             |
| General Administration and Support | P 17,095,000                   | P 53,947,000                             | P 49,478,000               | P 120,520,000               |
| Operations                         | <u>50,872,000</u>              | <u>36,883,000</u>                        |                            | <u>87,755,000</u>           |
| NATIONAL LIBRARY PROGRAM           | 44,254,000                     | 24,701,000                               |                            | 68,955,000                  |
| LIBRARY EXTENSION PROGRAM          | <u>6,618,000</u>               | <u>12,182,000</u>                        |                            | <u>18,800,000</u>           |
| <b>TOTAL NEW APPROPRIATIONS</b>    | <b>P <u>67,967,000</u></b>     | <b>P <u>90,830,000</u></b>               | <b>P <u>49,478,000</u></b> | <b>P <u>208,275,000</u></b> |

**Special Provision(s)**

1. **Reporting and Posting Requirements.** The submission of the quarterly reports on its financial and physical accomplishments shall be in accordance with Section 99 of the General Provisions of this Act.

**2. Appropriations for Activities or Projects.** The amounts appropriated herein shall be used specifically for the following activities or projects in the indicated amounts and conditions:

New Appropriations, by Programs/Activities/Projects

|   | Current Operating Expenditures |  |                 |               |
|---|--------------------------------|--|-----------------|---------------|
|   | Personnel Services             | Maintenance and Other Operating Expenses | Capital Outlays | Total         |
| <b>PROGRAMS</b>   |                                |  |                 |               |
| General Administration and Support  |                                |  |                 |               |
| General Management and Supervision  | P 14,938,000                   | P 53,947,000                             | P 49,478,000    | P 118,363,000 |
| Administration of Personnel Benefits  | 2,157,000                      |  |                 | 2,157,000     |
| Sub-total, General Administration and Support   | 17,095,000                     | 53,947,000                               | 49,478,000      | 120,520,000   |
| Operations  |                                |  |                 |               |
| Collection, access, and preservation of library resources increased                               | 50,872,000                     | 36,883,000                               |                 | 87,755,000    |
| NATIONAL LIBRARY PROGRAM  | 44,254,000                     | 24,701,000                               |                 | 68,955,000    |
| Acquisition, organization and access of library materials   | 21,445,000                     | 9,340,000                                |                 | 30,785,000    |
| Preservation and conservation of Filipiniana collection   | 10,749,000                     | 4,632,000                                |                 | 15,381,000    |
| Improvement and maintenance of information systems  | 3,412,000                      | 9,380,000                                |                 | 12,792,000    |
| Library promotional, educational and cultural activities  | 5,179,000                      | 883,000                                  |                 | 6,062,000     |
| Research and publication of library and information, sources, services, methods and new practices | 3,469,000                      | 466,000                                  |                 | 3,935,000     |
| LIBRARY EXTENSION PROGRAM   | 6,618,000                      | 12,182,000                               |                 | 18,800,000    |
| Development and support to affiliated public libraries  | 6,618,000                      | 8,357,000                                |                 | 14,975,000    |
| <b>Project(s)</b>   |                                |  |                 |               |
| Locally-Funded Project(s)   |                                | 3,825,000                                |                 | 3,825,000     |
| Operation of Congressional Library in Tayuman, Tondo, Manila                                      |                                | 2,199,000                                |                 | 2,199,000     |
| Operation of Congressional Library in Balilihan, Bohol  |                                | 585,000                                  |                 | 585,000       |
| Operation of Batanes Provincial Library in Basco, Batanes   |                                | 1,041,000                                |                 | 1,041,000     |



|                                 |                     |                     |                     |                      |
|---------------------------------|---------------------|---------------------|---------------------|----------------------|
| Sub-total, Operations           | 50,872,000          | 36,883,000          |                     | 87,755,000           |
| <b>TOTAL NEW APPROPRIATIONS</b> | <b>P 67,967,000</b> | <b>P 90,830,000</b> | <b>P 49,478,000</b> | <b>P 208,275,000</b> |

New Appropriations, by Object of Expenditures

(In Thousand Pesos)

## Current Operating Expenditures

## Personnel Services

## Civilian Personnel

## Permanent Positions

|              |        |
|--------------|--------|
| Basic Salary | 50,323 |
|--------------|--------|

|                           |        |
|---------------------------|--------|
| Total Permanent Positions | 50,323 |
|---------------------------|--------|

## Other Compensation Common to All

|                                     |       |
|-------------------------------------|-------|
| Personnel Economic Relief Allowance | 2,832 |
| Representation Allowance            | 510   |
| Transportation Allowance            | 510   |
| Clothing and Uniform Allowance      | 708   |
| Mid-Year Bonus - Civilian           | 4,195 |
| Year End Bonus                      | 4,195 |
| Cash Gift                           | 590   |
| Productivity Enhancement Incentive  | 590   |
| Step Increment                      | 127   |

|  |        |
|--|--------|
| Total Other Compensation Common to All | 14,257 |
|--|--------|

## Other Benefits

|   |       |
|---|-------|
| PAG-IBIG Contributions                    | 141   |
| PhilHealth Contributions                  | 828   |
| Employees Compensation Insurance Premiums | 141   |
| Loyalty Award - Civilian                  | 120   |
| Terminal Leave                            | 2,157 |

|                      |       |
|----------------------|-------|
| Total Other Benefits | 3,387 |
|----------------------|-------|

|                          |        |
|--------------------------|--------|
| Total Personnel Services | 67,967 |
|--------------------------|--------|

## Maintenance and Other Operating Expenses

|   |        |
|---|--------|
| Travelling Expenses                                   | 4,130  |
| Training and Scholarship Expenses                     | 2,850  |
| Supplies and Materials Expenses                       | 15,789 |
| Utility Expenses                                      | 15,927 |
| Communication Expenses                                | 5,460  |
| Confidential, Intelligence and Extraordinary Expenses |        |
| Extraordinary and Miscellaneous Expenses              | 118    |
| Professional Services                                 | 1,553  |
| General Services                                      | 23,118 |
| Repairs and Maintenance                               | 1,947  |
| Taxes, Insurance Premiums and Other Fees              | 1,332  |

|  |                |
|--|----------------|
| Other Maintenance and Operating Expenses           |                |
| Printing and Publication Expenses                  | 46             |
| Representation Expenses                            | 800            |
| Membership Dues and Contributions to Organizations | 258            |
| Subscription Expenses                              | 3,700          |
| Other Maintenance and Operating Expenses           | 13,802         |
|  | <hr/>          |
| Total Maintenance and Other Operating Expenses     | 90,830         |
|  | <hr/>          |
| Total Current Operating Expenditures               | 158,797        |
|  | <hr/>          |
| Capital Outlays                                    |                |
| Property, Plant and Equipment Outlay               |                |
| Buildings and Other Structures                     | 16,979         |
| Machinery and Equipment Outlay                     | 25,949         |
| Transportation Equipment Outlay                    | 6,550          |
|  | <hr/>          |
| Total Capital Outlays                              | 49,478         |
|  | <hr/>          |
| <b>TOTAL NEW APPROPRIATIONS</b>                    | <b>208,275</b> |
|  | <hr/> <hr/>    |

**N.4. NATIONAL ARCHIVES OF THE PHILIPPINES**

For general administration and support, and operations, as indicated hereunder . . . . . P 221,139,000

**New Appropriations, by Program**

|  | Current Operating Expenditures |  |                     |                      |
|--|--------------------------------|--|---------------------|----------------------|
|  | Personnel Services             | Maintenance and Other Operating Expenses | Capital Outlays     | Total                |
| <b>PROGRAMS</b>                            |                                |  |                     |                      |
| General Administration and Support         | P 12,065,000                   | P 43,564,000                             | P 54,805,000        | P 110,434,000        |
| Operations                                 | <u>50,874,000</u>              | <u>53,153,000</u>                        | <u>6,678,000</u>    | <u>110,705,000</u>   |
| GOVERNMENT RECORDS MANAGEMENT PROGRAM      | 29,325,000                     | 23,872,000                               | 3,680,000           | 56,877,000           |
| GOVERNMENT ARCHIVES ADMINISTRATION PROGRAM | <u>21,549,000</u>              | <u>29,281,000</u>                        | <u>2,998,000</u>    | <u>53,828,000</u>    |
| <b>TOTAL NEW APPROPRIATIONS</b>            | <u>P 62,939,000</u>            | <u>P 96,717,000</u>                      | <u>P 61,483,000</u> | <u>P 221,139,000</u> |

**Special Provision(s)**

1. **Reporting and Posting Requirements.** The submission of the quarterly reports on its financial and physical accomplishments shall be in accordance with Section 99 of the General Provisions of this Act.

2. **Appropriations for Activities or Projects.** The amounts appropriated herein shall be used specifically for the following activities or projects in the indicated amounts and conditions:

**New Appropriations, by Programs/Activities/Projects**

|  | <b>Current Operating Expenditures</b> |   |                        |                      |
|--|---------------------------------------|---|------------------------|----------------------|
|  | <b>Personnel Services</b>             | <b>Maintenance and Other Operating Expenses</b> | <b>Capital Outlays</b> | <b>Total</b>         |
| <b>PROGRAMS</b>  |                                       |   |                        |                      |
| General Administration and Support   |                                       |   |                        |                      |
| General Management and Supervision   | P 11,810,000                          | P 43,564,000                                    | P 54,805,000           | P 110,179,000        |
| Administration of Personnel Benefits   | 255,000                               |   |                        | 255,000              |
| Sub-total, General Administration and Support  | 12,065,000                            | 43,564,000                                      | 54,805,000             | 110,434,000          |
| Operations   |                                       |   |                        |                      |
| Management of Government Records Strengthened  | 29,325,000                            | 23,872,000                                      | 3,680,000              | 56,877,000           |
| GOVERNMENT RECORDS MANAGEMENT PROGRAM  | 29,325,000                            | 23,872,000                                      | 3,680,000              | 56,877,000           |
| Training for government agencies on the creation, maintenance, disposal and retirement of all government records                                     | 17,604,000                            | 16,198,000                                      | 1,600,000              | 35,402,000           |
| Management of transference of records of all government including those of abolished offices   | 7,868,000                             | 7,301,000                                       | 2,080,000              | 17,249,000           |
| Conduct of research studies, promulgation of policies, rules and regulations on the creation, maintenance, and disposition of all government records | 3,853,000                             | 373,000   |                        | 4,226,000            |
| Awareness, Appreciation and Access to Archival Records Strengthened  | 21,549,000                            | 29,281,000                                      | 2,998,000              | 53,828,000           |
| GOVERNMENT ARCHIVES ADMINISTRATION PROGRAM   | 21,549,000                            | 29,281,000                                      | 2,998,000              | 53,828,000           |
| Maintenance, preservation, rehabilitation and servicing of archival holdings   | 21,549,000                            | 29,281,000                                      | 2,998,000              | 53,828,000           |
| Sub-total, Operations  | 50,874,000                            | 53,153,000                                      | 6,678,000              | 110,705,000          |
| <b>TOTAL NEW APPROPRIATIONS</b>  | <b>P 62,939,000</b>                   | <b>P 96,717,000</b>                             | <b>P 61,483,000</b>    | <b>P 221,139,000</b> |

**New Appropriations, by Object of Expenditures**

(In Thousand Pesos)

**Current Operating Expenditures****Personnel Services****Civilian Personnel****Permanent Positions****Basic Salary**

47,323

|   |         |
|---|---------|
| Total Permanent Positions                             | 47,323  |
| Other Compensation Common to All                      |         |
| Personnel Economic Relief Allowance                   | 2,952   |
| Representation Allowance                              | 618     |
| Transportation Allowance                              | 618     |
| Clothing and Uniform Allowance                        | 738     |
| Mid-Year Bonus - Civilian                             | 3,944   |
| Year End Bonus  | 3,944   |
| Cash Gift   | 615     |
| Productivity Enhancement Incentive                    | 615     |
| Step Increment  | 118     |
| Total Other Compensation Common to All                | 14,162  |
| Other Benefits  |         |
| PAG-IBIG Contributions                                | 148     |
| PhilHealth Contributions                              | 773     |
| Employees Compensation Insurance Premiums             | 148     |
| Loyalty Award - Civilian                              | 130     |
| Terminal Leave  | 255     |
| Total Other Benefits                                  | 1,454   |
| Total Personnel Services                              | 62,939  |
| Maintenance and Other Operating Expenses              |         |
| Travelling Expenses                                   | 2,435   |
| Training and Scholarship Expenses                     | 3,564   |
| Supplies and Materials Expenses                       | 8,349   |
| Utility Expenses                                      | 11,110  |
| Communication Expenses                                | 3,195   |
| Confidential, Intelligence and Extraordinary Expenses |         |
| Extraordinary and Miscellaneous Expenses              | 108     |
| Professional Services                                 | 7,256   |
| General Services                                      | 24,999  |
| Repairs and Maintenance                               | 2,693   |
| Taxes, Insurance Premiums and Other Fees              | 3,590   |
| Other Maintenance and Operating Expenses              |         |
| Advertising Expenses                                  | 50      |
| Printing and Publication Expenses                     | 781     |
| Representation Expenses                               | 497     |
| Transportation and Delivery Expenses                  | 100     |
| Rent/Lease Expenses                                   | 25,275  |
| Membership Dues and Contributions to Organizations    | 40      |
| Subscription Expenses                                 | 2,665   |
| Other Maintenance and Operating Expenses              | 10      |
| Total Maintenance and Other Operating Expenses        | 96,717  |
| Total Current Operating Expenditures                  | 159,656 |
| Capital Outlays                                       |         |
| Property, Plant and Equipment Outlay                  |         |
| Building and Other Structures                         | 50,000  |
| Machinery and Equipment Outlay                        | 9,403   |

|                                      |                |
|--------------------------------------|----------------|
| Furniture, Fixtures and Books Outlay | 2,080          |
| Total Capital Outlays                | 61,483         |
| <b>TOTAL NEW APPROPRIATIONS</b>      | <b>221,139</b> |

**O. NATIONAL COMMISSION OF SENIOR CITIZENS**

For general administration and support, and operations, as indicated hereunder . . . . . P 171,363,000

New Appropriations, by Program

|  | Current Operating Expenditures |  |                     |                      |
|--|--------------------------------|--|---------------------|----------------------|
|  | Personnel Services             | Maintenance and Other Operating Expenses | Capital Outlays     | Total                |
| <b>PROGRAMS</b>  |                                |  |                     |                      |
| General Administration and Support                     | P 24,581,000                   | P 75,655,000                             | P 31,400,000        | P 131,636,000        |
| Operations   |                                | 39,727,000                               |                     | 39,727,000           |
| SENIOR CITIZENS RIGHTS AND WELFARE DEVELOPMENT PROGRAM |                                | 39,727,000                               |                     | 39,727,000           |
| <b>TOTAL NEW APPROPRIATIONS</b>                        | <b>P 24,581,000</b>            | <b>P 115,382,000</b>                     | <b>P 31,400,000</b> | <b>P 171,363,000</b> |

**Special Provision(s)**

1. **Reporting and Posting Requirements.** The submission of the quarterly reports on its financial and physical accomplishments shall be in accordance with Section 99 of the General Provisions of this Act.

2. **Appropriations for Activities or Projects.** The amounts appropriated herein shall be used specifically for the following activities or projects in the indicated amounts and conditions:

New Appropriations, by Programs/Activities/Projects

|  | Current Operating Expenditures |  |                 |               |
|--|--------------------------------|--|-----------------|---------------|
|  | Personnel Services             | Maintenance and Other Operating Expenses | Capital Outlays | Total         |
| <b>PROGRAMS</b>  |                                |  |                 |               |
| General Administration and Support                                       |                                |  |                 |               |
| General Management and Supervision                                       | P 24,581,000                   | P 75,655,000                             | P 31,400,000    | P 131,636,000 |
| Sub-total, General Administration and Support                            | 24,581,000                     | 75,655,000                               | 31,400,000      | 131,636,000   |
| Operations   |                                |  |                 |               |
| Supportive and enabling environment for the elderly ensured and promoted |                                | 39,727,000                               |                 | 39,727,000    |
| SENIOR CITIZENS RIGHTS AND WELFARE DEVELOPMENT PROGRAM                   |                                | 39,727,000                               |                 | 39,727,000    |

|  |          |                          |          |                           |
|--|----------|--------------------------|----------|---------------------------|
| Senior Citizens Rights and<br>Welfare Development Services |          | <u>39,727,000</u>        |          | <u>39,727,000</u>         |
| Sub-total, Operations                                      |          | <u>39,727,000</u>        |          | <u>39,727,000</u>         |
| <b>TOTAL NEW APPROPRIATIONS</b>                            | <b>P</b> | <b><u>24,581,000</u></b> | <b>P</b> | <b><u>115,382,000</u></b> |
|  |          |                          | <b>P</b> | <b><u>31,400,000</u></b>  |
|  |          |                          | <b>P</b> | <b><u>171,363,000</u></b> |

New Appropriations, by Object of Expenditures  
(In Thousand Pesos)

Current Operating Expenditures

Personnel Services

Civilian Personnel

Permanent Positions

|              |               |
|--------------|---------------|
| Basic Salary | <u>19,501</u> |
|--------------|---------------|

|                           |               |
|---------------------------|---------------|
| Total Permanent Positions | <u>19,501</u> |
|---------------------------|---------------|

Other Compensation Common to All

|                                     |           |
|-------------------------------------|-----------|
| Personnel Economic Relief Allowance | 432       |
| Representation Allowance            | 402       |
| Transportation Allowance            | 402       |
| Clothing and Uniform Allowance      | 108       |
| Mid-Year Bonus - Civilian           | 1,625     |
| Year End Bonus                      | 1,625     |
| Cash Gift                           | 90        |
| Productivity Enhancement Incentive  | 90        |
| Step Increment                      | <u>49</u> |

|  |              |
|--|--------------|
| Total Other Compensation Common to All | <u>4,823</u> |
|--|--------------|

Other Benefits

|   |           |
|---|-----------|
| PAG-IBIG Contributions                    | 22        |
| PhilHealth Contributions                  | 213       |
| Employees Compensation Insurance Premiums | <u>22</u> |

|                      |            |
|----------------------|------------|
| Total Other Benefits | <u>257</u> |
|----------------------|------------|

|                          |               |
|--------------------------|---------------|
| Total Personnel Services | <u>24,581</u> |
|--------------------------|---------------|

Maintenance and Other Operating Expenses

|  |        |
|--|--------|
| Travelling Expenses                                    | 19,282 |
| Training and Scholarship Expenses                      | 18,565 |
| Supplies and Materials Expenses                        | 11,226 |
| Utility Expenses                                       | 3,124  |
| Communication Expenses                                 | 7,670  |
| Awards/Rewards and Prizes                              | 300    |
| Survey, Research, Exploration and Development Expenses | 3,117  |
| Confidential, Intelligence and Extraordinary Expenses  |        |
| Extraordinary and Miscellaneous Expenses               | 1,128  |
| Professional Services                                  | 13,615 |

|  |                |
|--|----------------|
| General Services                               | 5,162          |
| Repairs and Maintenance                        | 2,180          |
| Taxes, Insurance Premiums and Other Fees       | 2,970          |
| Labor and Wages                                | 9,000          |
| Other Maintenance and Operating Expenses       |                |
| Advertising Expenses                           | 1,000          |
| Printing and Publication Expenses              | 1,100          |
| Representation Expenses                        | 1,000          |
| Transportation and Delivery Expenses           | 400            |
| Rent/Lease Expenses                            | 4,200          |
| Other Maintenance and Operating Expenses       | 10,343         |
| Total Maintenance and Other Operating Expenses | 115,382        |
| Total Current Operating Expenditures           | 139,963        |
| Capital Outlays                                |                |
| Property, Plant and Equipment Outlay           |                |
| Machinery and Equipment Outlay                 | 12,245         |
| Transportation Equipment Outlay                | 14,000         |
| Furniture, Fixtures and Books Outlay           | 2,934          |
| Other Property, Plant and Equipment Outlay     | 1,978          |
| Intangible Assets Outlay                       | 243            |
| Total Capital Outlays                          | 31,400         |
| <b>TOTAL NEW APPROPRIATIONS</b>                | <b>171,363</b> |

**P. NATIONAL INTELLIGENCE COORDINATING AGENCY**

For general administration and support, and operations, as indicated hereunder . . . . . P 1,455,449,000

**New Appropriations, by Program**

|   | Current Operating Expenditures |  |                    |                        |
|---|--------------------------------|--|--------------------|------------------------|
|   | Personnel Services             | Maintenance and Other Operating Expenses | Capital Outlays    | Total                  |
| <b>PROGRAMS</b>                                 |                                |  |                    |                        |
| General Administration and Support              | P 141,772,000                  | P 23,982,000                             | P                  | P 165,754,000          |
| Operations                                      | 543,514,000                    | 736,887,000                              | 9,294,000          | 1,289,695,000          |
| <b>NATIONAL INTELLIGENCE MANAGEMENT PROGRAM</b> | 543,514,000                    | 736,887,000                              | 9,294,000          | 1,289,695,000          |
| <b>TOTAL NEW APPROPRIATIONS</b>                 | P <u>685,286,000</u>           | P <u>760,869,000</u>                     | P <u>9,294,000</u> | P <u>1,455,449,000</u> |

**Special Provision(s)**

1. **Reporting and Posting Requirements.** The submission of the quarterly reports on its financial and physical accomplishments shall be in accordance with Section 99 of the General Provisions of this Act.

2. **Appropriations for Activities or Projects.** The amounts appropriated herein shall be used specifically for the following activities or projects in the indicated amounts and conditions:

New Appropriations, by Programs/Activities/Projects

|  | Current Operating Expenditures |  |                    |                        |
|--|--------------------------------|--|--------------------|------------------------|
|  | Personnel Services             | Maintenance and Other Operating Expenses | Capital Outlays    | Total                  |
| <b>PROGRAMS</b>  |                                |  |                    |                        |
| General Administration and Support   |                                |  |                    |                        |
| General Management and Supervision   | P 130,813,000                  | P 23,982,000                             | P                  | P 154,795,000          |
| Administration of Personnel Benefits   | 10,959,000                     |  |                    | 10,959,000             |
| Sub-total, General Administration and Support  | 141,772,000                    | 23,982,000                               |                    | 165,754,000            |
| Operations   |                                |  |                    |                        |
| Relevant intelligence on national security issues and concerns expeditiously communicated to the President and the National Security Council | 543,514,000                    | 736,887,000                              | 9,294,000          | 1,289,695,000          |
| <b>NATIONAL INTELLIGENCE MANAGEMENT PROGRAM</b>  | 543,514,000                    | 736,887,000                              | 9,294,000          | 1,289,695,000          |
| Direction, coordination, collection and production of intelligence pertaining to national security   | 538,487,000                    | 723,893,000                              | 9,294,000          | 1,271,674,000          |
| Provision of secretariat services to the Anti-Terrorism Council  | 5,027,000                      | 12,994,000                               |                    | 18,021,000             |
| Sub-total, Operations  | 543,514,000                    | 736,887,000                              | 9,294,000          | 1,289,695,000          |
| <b>TOTAL NEW APPROPRIATIONS</b>  | <b>P 685,286,000</b>           | <b>P 760,869,000</b>                     | <b>P 9,294,000</b> | <b>P 1,455,449,000</b> |

New Appropriations, by Object of Expenditures  
(In Thousand Pesos)

## Current Operating Expenditures

## Personnel Services

## Civilian Personnel

## Permanent Positions

## Basic Salary

371,278

## Total Permanent Positions

371,278

## Other Compensation Common to All

## Personnel Economic Relief Allowance

19,488

## Representation Allowance

8,970

## Transportation Allowance

8,970

## Clothing and Uniform Allowance

4,872

## Mid Year Bonus-Civilian

30,940

## Year End Bonus

30,940



|   |           |
|---|-----------|
| Cash Gift   | 4,060     |
| Productivity Enhancement Incentive                    | 4,060     |
|   | <hr/>     |
| Total Other Compensation Common to All                | 112,300   |
|   | <hr/>     |
| Other Compensation for Specific Groups                |           |
| Magna Carta for Public Health Workers                 | 119       |
| Quarters Allowance                                    | 12,687    |
| Overseas Allowance                                    | 19,948    |
| Longevity Pay   | 144,790   |
|   | <hr/>     |
| Total Other Compensation for Specific Groups          | 177,544   |
|   | <hr/>     |
| Other Benefits  |           |
| PAG-IBIG Contributions                                | 975       |
| PhilHealth Contributions                              | 5,728     |
| Employees Compensation Insurance Premiums             | 975       |
| Loyalty Award-Civilian                                | 500       |
| Terminal Leave  | 10,959    |
|   | <hr/>     |
| Total Other Benefits                                  | 19,137    |
|   | <hr/>     |
| Non-Permanent Positions                               | 5,027     |
|   | <hr/>     |
| Total Personnel Services                              | 685,286   |
|   | <hr/>     |
| Maintenance and Other Operating Expenses              |           |
| Travelling Expenses                                   | 24,752    |
| Training and Scholarship Expenses                     | 10,457    |
| Supplies and Materials Expenses                       | 37,095    |
| Utility Expenses                                      | 27,159    |
| Communication Expenses                                | 22,819    |
| Confidential, Intelligence and Extraordinary Expenses |           |
| Confidential Expenses                                 | 1,000     |
| Extraordinary and Miscellaneous Expenses              | 3,610     |
| Intelligence Expenses                                 | 548,200   |
| Professional Services                                 | 5,624     |
| Repairs and Maintenance                               | 18,110    |
| Taxes, Insurance Premiums and Other Fees              | 3,713     |
| Other Maintenance and Operating Expenses              |           |
| Printing and Publication Expenses                     | 43        |
| Representation Expenses                               | 49,777    |
| Transportation and Delivery Expenses                  | 1,163     |
| Rent/Lease Expenses                                   | 5,542     |
| Subscription Expenses                                 | 1,795     |
| Donations   | 10        |
|   | <hr/>     |
| Total Maintenance and Other Operating Expenses        | 760,869   |
|   | <hr/>     |
| Total Current Operating Expenditures                  | 1,446,155 |
|   | <hr/>     |
| Capital Outlays                                       |           |
| Property, Plant and Equipment Outlay                  |           |
| Machinery and Equipment Outlay                        | 8,810     |
| Intangible Assets Outlay                              | 484       |
|   | <hr/>     |

|                                 |                  |
|---------------------------------|------------------|
| Total Capital Outlays           | 9,294            |
| <b>TOTAL NEW APPROPRIATIONS</b> | <b>1,455,449</b> |

**Q. NATIONAL SECURITY COUNCIL**

For general administration and support, support to operations, and operations, as indicated hereunder ..... P 418,659,000

**New Appropriations, by Program**

|   | <u>Current Operating Expenditures</u> |   |                        | <u>Total</u>              |
|---|---------------------------------------|---|------------------------|---------------------------|
|   | <u>Personnel Services</u>             | <u>Maintenance and<br/>Other Operating<br/>Expenses</u> | <u>Capital Outlays</u> |                           |
| <b>PROGRAMS</b>                           |                                       |   |                        |                           |
| General Administration and Support        | P 76,400,000                          | P 128,184,000   | P                      | 204,584,000               |
| Support to Operations                     | 15,657,000                            | 29,380,000  |                        | 45,037,000                |
| Operations                                | <u>46,439,000</u>                     | <u>122,599,000</u>                                      |                        | <u>169,038,000</u>        |
| NATIONAL SECURITY POLICY ADVISORY PROGRAM | 35,311,000                            | 115,602,000   |                        | 150,913,000               |
| NATIONAL SECURITY MANAGEMENT PROGRAM      | <u>11,128,000</u>                     | <u>6,997,000</u>  |                        | <u>18,125,000</u>         |
| <b>TOTAL NEW APPROPRIATIONS</b>           | <b>P <u>138,496,000</u></b>           | <b>P <u>280,163,000</u></b>                             | <b>P</b>               | <b><u>418,659,000</u></b> |

**Special Provision(s)**

1. **Reporting and Posting Requirements.** The submission of the quarterly reports on its financial and physical accomplishments shall be in accordance with Section 99 of the General Provisions of this Act.

2. **Appropriations for Activities or Projects.** The amounts appropriated herein shall be used specifically for the following activities or projects in the indicated amounts and conditions:

**New Appropriations, by Programs/Activities/Projects**

|   | <u>Current Operating Expenditures</u> |   |                        | <u>Total</u>       |
|---|---------------------------------------|---|------------------------|--------------------|
|   | <u>Personnel Services</u>             | <u>Maintenance and<br/>Other Operating<br/>Expenses</u> | <u>Capital Outlays</u> |                    |
| <b>PROGRAMS</b>                               |                                       |   |                        |                    |
| General Administration and Support            |                                       |   |                        |                    |
| General Management and Supervision            | P 65,894,000                          | P 128,184,000   | P                      | 194,078,000        |
| Administration of Personnel Benefits          | <u>10,506,000</u>                     |   |                        | <u>10,506,000</u>  |
| Sub-total, General Administration and Support | <u>76,400,000</u>                     | <u>128,184,000</u>                                      |                        | <u>204,584,000</u> |

|   |                      |                      |                      |
|---|----------------------|----------------------|----------------------|
| <b>Support to Operations</b>  |                      |                      |                      |
| Information and communications technology management services   | 9,889,000            | 24,958,000           | 34,847,000           |
| Agency planning and management services   | 2,363,000            | 3,329,000            | 5,692,000            |
| Legislative and legal services  | 3,405,000            | 1,093,000            | 4,498,000            |
| <b>Sub-total, Support to Operations</b>   | <b>15,657,000</b>    | <b>29,380,000</b>    | <b>45,037,000</b>    |
| <b>Operations</b>   |                      |                      |                      |
| Relevant, responsive, timely and accurate national security policy advice provided  | 46,439,000           | 122,599,000          | 169,038,000          |
| <b>NATIONAL SECURITY POLICY ADVISORY PROGRAM</b>  | <b>35,311,000</b>    | <b>115,602,000</b>   | <b>150,913,000</b>   |
| National Security strategic planning  | 5,759,000            | 2,781,000            | 8,540,000            |
| National Security policy and strategic studies  | 19,476,000           | 112,821,000          | 132,297,000          |
| National Security situational awareness   | 10,076,000           |                      | 10,076,000           |
| <b>NATIONAL SECURITY MANAGEMENT PROGRAM</b>   | <b>11,128,000</b>    | <b>6,997,000</b>     | <b>18,125,000</b>    |
| Guidance and supervision to the NICA and the Intelligence Community   | 3,130,000            | 6,997,000            | 10,127,000           |
| Crisis Management support services  | 3,379,000            |                      | 3,379,000            |
| Secretariat support to the National Security Council and Cabinet Cluster for Security, Justice and Peace, and other meetings of the NSC Secretariat | 4,619,000            |                      | 4,619,000            |
| <b>Sub-total, Operations</b>  | <b>46,439,000</b>    | <b>122,599,000</b>   | <b>169,038,000</b>   |
| <b>TOTAL NEW APPROPRIATIONS</b>   | <b>P 138,496,000</b> | <b>P 280,163,000</b> | <b>P 418,659,000</b> |

**New Appropriations, by Object of Expenditures**  
(In Thousand Pesos)

**Current Operating Expenditures**

**Personnel Services**

**Civilian Personnel**

**Permanent Positions**

|              |        |
|--------------|--------|
| Basic Salary | 95,963 |
|--------------|--------|

|                           |        |
|---------------------------|--------|
| Total Permanent Positions | 95,963 |
|---------------------------|--------|

**Other Compensation Common to All**

|                                     |       |
|-------------------------------------|-------|
| Personnel Economic Relief Allowance | 2,880 |
|-------------------------------------|-------|

|   |                |
|---|----------------|
| Representation Allowance                              | 3,162          |
| Transportation Allowance                              | 3,162          |
| Clothing and Uniform Allowance                        | 720            |
| Mid Year Bonus-Civilian                               | 7,997          |
| Year End Bonus  | 7,997          |
| Cash Gift   | 600            |
| Productivity Enhancement Incentive                    | 600            |
| Step Increment  | 239            |
| <b>Total Other Compensation Common to All</b>         | <b>27,357</b>  |
| <b>Other Benefits</b>                                 |                |
| PAG-IBIG Contributions                                | 145            |
| PhilHealth Contributions                              | 1,231          |
| Employees Compensation Insurance Premiums             | 145            |
| Terminal Leave  | 10,506         |
| <b>Total Other Benefits</b>                           | <b>12,027</b>  |
| <b>Non-Permanent Positions</b>                        | <b>3,149</b>   |
| <b>Total Personnel Services</b>                       | <b>138,496</b> |
| <b>Maintenance and Other Operating Expenses</b>       |                |
| Travelling Expenses                                   | 10,771         |
| Training and Scholarship Expenses                     | 3,093          |
| Supplies and Materials Expenses                       | 19,051         |
| Utility Expenses                                      | 6,000          |
| Communication Expenses                                | 8,539          |
| Confidential, Intelligence and Extraordinary Expenses |                |
| Confidential Expenses                                 | 182,000        |
| Extraordinary and Miscellaneous Expenses              | 2,797          |
| Professional Services                                 | 17,242         |
| Repairs and Maintenance                               | 6,783          |
| Taxes, Insurance Premiums and Other Fees              | 1,250          |
| Other Maintenance and Operating Expenses              |                |
| Representation Expenses                               | 20,725         |
| Rent/Lease Expenses                                   | 912            |
| Subscription Expenses                                 | 1,000          |
| <b>Total Maintenance and Other Operating Expenses</b> | <b>280,163</b> |
| <b>Total Current Operating Expenditures</b>           | <b>418,659</b> |
| <b>TOTAL NEW APPROPRIATIONS</b>                       | <b>418,659</b> |

**R. OFFICE OF THE PRESIDENTIAL ADVISER ON THE PEACE PROCESS**

For general administration and support, and operations, including locally-funded projects, as indicated hereunder . . . . . P 1,991,030,000

**New Appropriations, by Program**

|   | Current Operating Expenditures |  |                           |                               |
|---|--------------------------------|--|---------------------------|-------------------------------|
|   | Personnel Services             | Maintenance and Other Operating Expenses | Capital Outlays           | Total                         |
| <b>PROGRAMS</b>   |                                |  |                           |                               |
| General Administration and Support  | P 50,208,000                   | P 162,793,000                            | P 4,619,000               | P 217,620,000                 |
| Operations  | <u>142,693,000</u>             | <u>1,630,717,000</u>                     |                           | <u>1,773,410,000</u>          |
| TECHNICAL ADVISORY AND SUPPORT SERVICES ON<br>THE COMPREHENSIVE PEACE PROCESS PROGRAM | <u>142,693,000</u>             | <u>1,630,717,000</u>                     |                           | <u>1,773,410,000</u>          |
| <b>TOTAL NEW APPROPRIATIONS</b>   | <u><u>P 192,901,000</u></u>    | <u><u>P 1,793,510,000</u></u>            | <u><u>P 4,619,000</u></u> | <u><u>P 1,991,030,000</u></u> |

**Special Provision(s)**

1. **PAyapa at MAsaganang PamayaNAn Program.** The OPAPP shall validate the quarterly reports on the status of the implementation of the PAyapa at MAsaganang PamayaNAn (PAMANA) Program within ten (10) calendar days from the submission thereof by the following implementing agencies and evaluate the progress, results and outcome of the Program to ensure its proper implementation:

| <u>Implementing Agency</u> | <u>Amount</u> |
|----------------------------|---------------|
| DSWD                       | P 879,557,000 |
| NCIP                       | 94,871,000    |
| PHILHEALTH                 | 61,229,000    |

2. **Normalization Program in the Bangsamoro.** The amount of Seven Hundred Sixty Million One Hundred Fifty Two Thousand Pesos (P760,152,000) appropriated herein shall be used exclusively for the implementation of the Normalization Program in the Bangsamoro, subject to the execution of a MOA between the OPAPP and the National Government Agency concerned, particularly, DSWD, AFP, and PNP.

3. **Government of the Philippines-Moro National Liberation Front Peace Process Program.** The amount of Forty Five Million Nine Hundred Eighty Thousand Pesos (P45,980,000) appropriated herein shall be used exclusively for the Socio-Economic Development Assistance to the former MNLF combatants in pursuit of the government of the Philippines-Moro National Liberation Front Peace Process Program, subject to the execution of a MOA between the OPAPP and the DSWD.

4. **Reporting and Posting Requirements.** The submission of the quarterly reports on its financial and physical accomplishments shall be in accordance with Section 99 of the General Provisions of this Act.

5. **Appropriations for Activities or Projects.** The amounts appropriated herein shall be used specifically for the following activities or projects in the indicated amounts and conditions:

New Appropriations, by Programs/Activities/Projects

|                                    | Current Operating Expenditures |  |                 |               |
|------------------------------------|--------------------------------|--|-----------------|---------------|
|                                    | Personnel Services             | Maintenance and Other Operating Expenses | Capital Outlays | Total         |
| <b>PROGRAMS</b>                    |                                |  |                 |               |
| General Administration and Support |                                |  |                 |               |
| General Management and Supervision | P 49,470,000                   | P 162,793,000                            | P 4,619,000     | P 216,882,000 |

|   |                      |                        |                    |                        |
|---|----------------------|------------------------|--------------------|------------------------|
| Administration of Personnel Benefits  | 738,000              |                        |                    | 738,000                |
| Sub-total, General Administration and Support   | 50,208,000           | 162,793,000            | 4,619,000          | 217,620,000            |
| Operations  |                      |                        |                    |                        |
| Negotiated political settlement of all internal armed conflicts achieved                            | 142,693,000          | 1,630,717,000          |                    | 1,773,410,000          |
| TECHNICAL ADVISORY AND SUPPORT SERVICES ON THE COMPREHENSIVE PEACE PROCESS PROGRAM                  | 142,693,000          | 1,630,717,000          |                    | 1,773,410,000          |
| Management and Supervision of the Comprehensive Peace Process                                       | 125,606,000          | 361,700,000            |                    | 487,306,000            |
| <b>Project(s)</b>   |                      |                        |                    |                        |
| Locally-Funded Project(s)   | 17,087,000           | 1,269,017,000          |                    | 1,286,104,000          |
| Normalization Program in the Bangsamoro   | 17,087,000           | 833,037,000            |                    | 850,124,000            |
| Government of the Philippines-Moro National Liberation Front Peace Process Program                  |                      | 45,980,000             |                    | 45,980,000             |
| Implementation of various infrastructure projects under the PAMANA Program:                         |                      | 390,000,000            |                    | 390,000,000            |
| Concreting of Cagay-Sitio Imbodo Jamorawan - Santa Maria Road, Milagros and Mobo, Masbate (Phase 1) |                      | 100,000,000            |                    | 100,000,000            |
| Concreting of Junction National Road - Mabini, San Pascual, Masbate                                 |                      | 40,000,000             |                    | 40,000,000             |
| Concreting of Junction National Road - San Rafael, San Pascual, Masbate                             |                      | 40,000,000             |                    | 40,000,000             |
| Concreting of Junction National Road - San Jose Road, San Pascual, Masbate                          |                      | 40,000,000             |                    | 40,000,000             |
| Concreting of Junction National Road - Quintina Road, San Pascual, Masbate                          |                      | 40,000,000             |                    | 40,000,000             |
| Concreting of Junction National Road - Ki-Buaya Road, San Pascual, Masbate                          |                      | 40,000,000             |                    | 40,000,000             |
| Concreting of Recodo - Guiom Road in Cawayan, Masbate   |                      | 50,000,000             |                    | 50,000,000             |
| Concreting of Junction National Road - Sitio Escuela, Mapanique San Pascual Masbate                 |                      | 40,000,000             |                    | 40,000,000             |
| Sub-total, Operations   | 142,693,000          | 1,630,717,000          |                    | 1,773,410,000          |
| <b>TOTAL NEW APPROPRIATIONS</b>   | <b>P 192,901,000</b> | <b>P 1,793,510,000</b> | <b>P 4,619,000</b> | <b>P 1,991,030,000</b> |

**New Appropriations, by Object of Expenditures**

(In Thousand Pesos)

**Current Operating Expenditures****Personnel Services****Civilian Personnel****Other Benefits****Terminal Leave**

738

**Total Other Benefits**

738

**Non-Permanent Positions**

192,163

**Total Personnel Services**

192,901

**Maintenance and Other Operating Expenses****Travelling Expenses**

55,202

**Training and Scholarship Expenses**

25,198

**Supplies and Materials Expenses**

37,336

**Utility Expenses**

10,053

**Communication Expenses**

9,489

**Awards/Rewards and Prizes**

171

**Confidential, Intelligence and Extraordinary Expenses****Confidential Expenses**

60,000

**Extraordinary and Miscellaneous Expenses**

4,216

**Professional Services**

192,054

**General Services**

8,202

**Repairs and Maintenance**

6,689

**Financial Assistance/Subsidy**

1,260,450

**Taxes, Insurance Premiums and Other Fees**

1,601

**Other Maintenance and Operating Expenses****Printing and Publication Expenses**

4,169

**Representation Expenses**

53,060

**Transportation and Delivery Expenses**

375

**Rent/Lease Expenses**

61,930

**Subscription Expenses**

1,498

**Other Maintenance and Operating Expenses**

1,217

**Total Maintenance and Other Operating Expenses**

1,793,510

**Total Current Operating Expenditures**

1,986,411

**Capital Outlays****Property, Plant and Equipment Outlay****Machinery and Equipment Outlay**

4,619

**Total Capital Outlays**

4,619

**TOTAL NEW APPROPRIATIONS**

1,991,030

**S. OPTICAL MEDIA BOARD**

For general administration and support, and operations, as indicated hereunder . . . . . P 72,773,000

**New Appropriations, by Program**

|   | Current Operating Expenditures |  |                           |                            |
|---|--------------------------------|--|---------------------------|----------------------------|
|   | Personnel Services             | Maintenance and Other Operating Expenses | Capital Outlays           | Total                      |
| <b>PROGRAMS</b>                           |                                |  |                           |                            |
| General Administration and Support        | P 16,670,000                   | P 11,333,000                             | P 2,900,000               | P 30,903,000               |
| Operations                                | <u>30,989,000</u>              | <u>10,881,000</u>                        |                           | <u>41,870,000</u>          |
| OPTICAL MEDIA INDUSTRY REGULATORY PROGRAM | <u>30,989,000</u>              | <u>10,881,000</u>                        |                           | <u>41,870,000</u>          |
| <b>TOTAL NEW APPROPRIATIONS</b>           | P <u><u>47,659,000</u></u>     | P <u><u>22,214,000</u></u>               | P <u><u>2,900,000</u></u> | P <u><u>72,773,000</u></u> |

**Special Provision(s)**

1. **Reporting and Posting Requirements.** The submission of the quarterly reports on its financial and physical accomplishments shall be in accordance with Section 99 of the General Provisions of this Act.

2. **Appropriations for Activities or Projects.** The amounts appropriated herein shall be used specifically for the following activities or projects in the indicated amounts and conditions:

**New Appropriations, by Programs/Activities/Projects**

|  | Current Operating Expenditures |  |                           |                            |
|--|--------------------------------|--|---------------------------|----------------------------|
|  | Personnel Services             | Maintenance and Other Operating Expenses | Capital Outlays           | Total                      |
| <b>PROGRAMS</b>                                |                                |  |                           |                            |
| General Administration and Support             |                                |  |                           |                            |
| General Management and Supervision             | P 15,373,000                   | P 11,333,000                             | P 2,900,000               | P 29,606,000               |
| Administration of Personnel Benefits           | <u>1,297,000</u>               |  |                           | <u>1,297,000</u>           |
| Sub-total, General Administration and Support  | <u>16,670,000</u>              | <u>11,333,000</u>                        | <u>2,900,000</u>          | <u>30,903,000</u>          |
| Operations                                     |                                |  |                           |                            |
| Optical Media Industry effectively regulated   | <u>30,989,000</u>              | <u>10,881,000</u>                        |                           | <u>41,870,000</u>          |
| OPTICAL MEDIA INDUSTRY REGULATORY PROGRAM      | <u>30,989,000</u>              | <u>10,881,000</u>                        |                           | <u>41,870,000</u>          |
| Regulatory Services for Optical Media Industry | <u>30,989,000</u>              | <u>10,881,000</u>                        |                           | <u>41,870,000</u>          |
| Sub-total, Operations                          | <u>30,989,000</u>              | <u>10,881,000</u>                        |                           | <u>41,870,000</u>          |
| <b>TOTAL NEW APPROPRIATIONS</b>                | P <u><u>47,659,000</u></u>     | P <u><u>22,214,000</u></u>               | P <u><u>2,900,000</u></u> | P <u><u>72,773,000</u></u> |



**New Appropriations, by Object of Expenditures**

(In Thousand Pesos)

**Current Operating Expenditures****Personnel Services****Civilian Personnel****Permanent Positions**

|              |        |
|--------------|--------|
| Basic Salary | 35,131 |
|--------------|--------|

|                           |        |
|---------------------------|--------|
| Total Permanent Positions | 35,131 |
|---------------------------|--------|

**Other Compensation Common to All**

|                                     |       |
|-------------------------------------|-------|
| Personnel Economic Relief Allowance | 1,728 |
| Representation Allowance            | 510   |
| Transportation Allowance            | 510   |
| Clothing and Uniform Allowance      | 432   |
| Honoraria                           | 600   |
| Mid-Year Bonus - Civilian           | 2,928 |
| Year End Bonus                      | 2,928 |
| Cash Gift                           | 360   |
| Productivity Enhancement Incentive  | 360   |
| Step Increment                      | 88    |

|  |        |
|--|--------|
| Total Other Compensation Common to All | 10,444 |
|--|--------|

**Other Benefits**

|   |       |
|---|-------|
| PAG-IBIG Contributions                    | 86    |
| PhilHealth Contributions                  | 555   |
| Employees Compensation Insurance Premiums | 86    |
| Loyalty Award - Civilian                  | 60    |
| Terminal Leave                            | 1,297 |

|                      |       |
|----------------------|-------|
| Total Other Benefits | 2,084 |
|----------------------|-------|

|                          |        |
|--------------------------|--------|
| Total Personnel Services | 47,659 |
|--------------------------|--------|

**Maintenance and Other Operating Expenses**

|   |       |
|---|-------|
| Travelling Expenses                                   | 6,909 |
| Training and Scholarship Expenses                     | 800   |
| Supplies and Materials Expenses                       | 2,724 |
| Utility Expenses                                      | 1,720 |
| Communication Expenses                                | 608   |
| Confidential, Intelligence and Extraordinary Expenses |       |
| Extraordinary and Miscellaneous Expenses              | 230   |
| Professional Services                                 | 3,330 |
| General Services                                      | 1,855 |
| Repairs and Maintenance                               | 1,031 |
| Taxes, Insurance Premiums and Other Fees              | 507   |
| Other Maintenance and Operating Expenses              |       |
| Advertising Expenses                                  | 75    |
| Printing and Publication Expenses                     | 600   |
| Representation Expenses                               | 1,320 |
| Rent/Lease Expenses                                   | 440   |

|  |               |
|--|---------------|
| Subscription Expenses                          | 65            |
| Total Maintenance and Other Operating Expenses | 22,214        |
| Total Current Operating Expenditures           | 69,873        |
| Capital Outlays                                |               |
| Property, Plant and Equipment Outlay           |               |
| Transportation Equipment Outlay                | 2,900         |
| Total Capital Outlays                          | 2,900         |
| <b>TOTAL NEW APPROPRIATIONS</b>                | <b>72,773</b> |

**T. PHILIPPINE COMPETITION COMMISSION**

For general administration and support, and operations, including foreign-assisted project(s), as indicated hereunder . . . . . P 869,183,000

New Appropriations, by Program

|  | Current Operating Expenditures |  |                     |                      |
|--|--------------------------------|--|---------------------|----------------------|
|  | Personnel Services             | Maintenance and Other Operating Expenses | Capital Outlays     | Total                |
| <b>PROGRAMS</b>                        |                                |  |                     |                      |
| General Administration and Support     | P 115,795,000                  | P 141,446,000                            | P 22,100,000        | P 279,341,000        |
| Operations                             | <u>127,427,000</u>             | <u>431,135,000</u>                       | <u>31,280,000</u>   | <u>589,842,000</u>   |
| COMPETITION POLICY ENFORCEMENT PROGRAM | <u>127,427,000</u>             | <u>431,135,000</u>                       | <u>31,280,000</u>   | <u>589,842,000</u>   |
| <b>TOTAL NEW APPROPRIATIONS</b>        | <u>P 243,222,000</u>           | <u>P 572,581,000</u>                     | <u>P 53,380,000</u> | <u>P 869,183,000</u> |

**Special Provision(s)**

1. **Reporting and Posting Requirements.** The submission of the quarterly reports on its financial and physical accomplishments shall be in accordance with Section 99 of the General Provisions of this Act.

2. **Appropriations for Activities or Projects.** The amounts appropriated herein shall be used specifically for the following activities or projects in the indicated amounts and conditions:

New Appropriations, by Programs/Activities/Projects

|   | Current Operating Expenditures |  |                     |                      |
|---|--------------------------------|--|---------------------|----------------------|
|   | Personnel Services             | Maintenance and Other Operating Expenses | Capital Outlays     | Total                |
| <b>PROGRAMS</b>                               |                                |  |                     |                      |
| General Administration and Support            |                                |  |                     |                      |
| General Management and Supervision            | P <u>115,795,000</u>           | P <u>141,446,000</u>                     | P <u>22,100,000</u> | P <u>279,341,000</u> |
| Sub-total, General Administration and Support | <u>115,795,000</u>             | <u>141,446,000</u>                       | <u>22,100,000</u>   | <u>279,341,000</u>   |

## Operations

Philippine Competition Act, which prohibits anti-competitive agreements, abuse of dominant position, and anti-competitive mergers and acquisitions enforced

|             |             |            |             |
|-------------|-------------|------------|-------------|
| 127,427,000 | 431,135,000 | 31,280,000 | 589,842,000 |
|-------------|-------------|------------|-------------|

## COMPETITION POLICY ENFORCEMENT PROGRAM

|             |             |            |             |
|-------------|-------------|------------|-------------|
| 127,427,000 | 431,135,000 | 31,280,000 | 589,842,000 |
|-------------|-------------|------------|-------------|

Enforcement of Rules and Regulations, Review of Mergers and Acquisition, and Policy Research and Advocacy/Capacity Building Program

|             |             |  |             |
|-------------|-------------|--|-------------|
| 117,427,000 | 151,434,000 |  | 268,861,000 |
|-------------|-------------|--|-------------|

## Project(s)

Foreign-Assisted Project(s)

|            |             |            |             |
|------------|-------------|------------|-------------|
| 10,000,000 | 279,701,000 | 31,280,000 | 320,981,000 |
|------------|-------------|------------|-------------|

Capacity Building to Foster Competition

|            |             |            |             |
|------------|-------------|------------|-------------|
| 10,000,000 | 279,701,000 | 31,280,000 | 320,981,000 |
|------------|-------------|------------|-------------|

Loan Proceeds

|             |            |             |
|-------------|------------|-------------|
| 252,024,000 | 28,280,000 | 280,304,000 |
|-------------|------------|-------------|

GOP Counterpart

|            |            |           |            |
|------------|------------|-----------|------------|
| 10,000,000 | 27,677,000 | 3,000,000 | 40,677,000 |
|------------|------------|-----------|------------|

Sub-total, Operations

|             |             |            |             |
|-------------|-------------|------------|-------------|
| 127,427,000 | 431,135,000 | 31,280,000 | 589,842,000 |
|-------------|-------------|------------|-------------|

## TOTAL NEW APPROPRIATIONS

|               |               |              |               |
|---------------|---------------|--------------|---------------|
| P 243,222,000 | P 572,581,000 | P 53,380,000 | P 869,183,000 |
|---------------|---------------|--------------|---------------|

New Appropriations, by Object of Expenditures  
(In Thousand Pesos)

## Current Operating Expenditures

## Personnel Services

## Civilian Personnel

## Permanent Positions

Basic Salary

|         |
|---------|
| 182,868 |
|---------|

Total Permanent Positions

|         |
|---------|
| 182,868 |
|---------|

## Other Compensation Common to All

Personnel Economic Relief Allowance

|       |
|-------|
| 5,592 |
|-------|

Representation Allowance

|       |
|-------|
| 3,324 |
|-------|

Transportation Allowance

|       |
|-------|
| 3,324 |
|-------|

Clothing and Uniform Allowance

|       |
|-------|
| 1,398 |
|-------|

Honoraria

|        |
|--------|
| 10,000 |
|--------|

Mid-Year Bonus - Civilian

|        |
|--------|
| 15,239 |
|--------|

Year End Bonus

|        |
|--------|
| 15,239 |
|--------|

Cash Gift

|       |
|-------|
| 1,165 |
|-------|

Productivity Enhancement Incentive

|       |
|-------|
| 1,165 |
|-------|

Step Increment

|     |
|-----|
| 858 |
|-----|

Total Other Compensation Common to All

|        |
|--------|
| 57,304 |
|--------|

|  |                |
|--|----------------|
| <b>Other Benefits</b>                                  |                |
| PAG-IBIG Contributions                                 | 280            |
| PhilHealth Contributions                               | 2,395          |
| Employees Compensation Insurance Premiums              | 280            |
| Loyalty Award - Civilian                               | 95             |
| <b>Total Other Benefits</b>                            | <b>3,050</b>   |
| <b>Total Personnel Services</b>                        | <b>243,222</b> |
| <b>Maintenance and Other Operating Expenses</b>        |                |
| Travelling Expenses                                    | 22,673         |
| Training and Scholarship Expenses                      | 184,372        |
| Supplies and Materials Expenses                        | 12,526         |
| Utility Expenses                                       | 9,655          |
| Communication Expenses                                 | 8,130          |
| Survey, Research, Exploration and Development Expenses | 56,926         |
| Confidential, Intelligence and Extraordinary Expenses  |                |
| Extraordinary and Miscellaneous Expenses               | 2,245          |
| Professional Services                                  | 93,118         |
| General Services                                       | 20,208         |
| Repairs and Maintenance                                | 20,239         |
| Taxes, Insurance Premiums and Other Fees               | 32,887         |
| Other Maintenance and Operating Expenses               |                |
| Advertising Expenses                                   | 1,608          |
| Printing and Publication Expenses                      | 2,553          |
| Representation Expenses                                | 15,845         |
| Rent/Lease Expenses                                    | 68,776         |
| Membership Dues and Contributions to Organizations     | 93             |
| Subscription Expenses                                  | 20,727         |
| <b>Total Maintenance and Other Operating Expenses</b>  | <b>572,581</b> |
| <b>Total Current Operating Expenditures</b>            | <b>815,803</b> |
| <b>Capital Outlays</b>                                 |                |
| Property, Plant and Equipment Outlay                   |                |
| Machinery and Equipment Outlay                         | 50,380         |
| Transportation Equipment Outlay                        | 3,000          |
| <b>Total Capital Outlays</b>                           | <b>53,380</b>  |
| <b>TOTAL NEW APPROPRIATIONS</b>                        | <b>869,183</b> |

**U. PHILIPPINE DRUG ENFORCEMENT AGENCY**

For general administration and support, and operations, as indicated hereunder . . . . . P 2,975,295,000

New Appropriations, by Program

|   | Current Operating Expenditures |  |                 |                 |
|---|--------------------------------|--|-----------------|-----------------|
|   | Personnel Services             | Maintenance and Other Operating Expenses | Capital Outlays | Total           |
| <b>PROGRAMS</b>   |                                |  |                 |                 |
| General Administration and Support                              | P 111,840,000                  | P 109,551,000                            | P               | P 221,391,000   |
| Operations  | 1,589,152,000                  | 1,082,937,000                            | 81,815,000      | 2,753,904,000   |
| <b>DANGEROUS DRUGS SUPPLY REDUCTION AND SUPPRESSION PROGRAM</b> | 1,589,152,000                  | 1,082,937,000                            | 81,815,000      | 2,753,904,000   |
| <b>TOTAL NEW APPROPRIATIONS</b>                                 | P 1,700,992,000                | P 1,192,488,000                          | P 81,815,000    | P 2,975,295,000 |

**Special Provision(s)**

1. **Reporting and Posting Requirements.** The submission of the quarterly reports on its financial and physical accomplishments shall be in accordance with Section 99 of the General Provisions of this Act.

2. **Appropriations for Activities or Projects.** The amounts appropriated herein shall be used specifically for the following activities or projects in the indicated amounts and conditions.

New Appropriations, by Programs/Activities/Projects

|   | Current Operating Expenditures |  |                 |               |
|---|--------------------------------|--|-----------------|---------------|
|   | Personnel Services             | Maintenance and Other Operating Expenses | Capital Outlays | Total         |
| <b>PROGRAMS</b>   |                                |  |                 |               |
| General Administration and Support                              |                                |  |                 |               |
| General Management and Supervision                              | P 111,517,000                  | P 109,551,000                            | P               | P 221,068,000 |
| National Capital Region (NCR)                                   | 111,517,000                    | 109,551,000                              |                 | 221,068,000   |
| Central Office  | 111,517,000                    | 109,551,000                              |                 | 221,068,000   |
| Administration of Personnel Benefits                            | 323,000                        |  |                 | 323,000       |
| National Capital Region (NCR)                                   | 323,000                        |  |                 | 323,000       |
| Central Office  | 323,000                        |  |                 | 323,000       |
| Sub-total, General Administration and Support                   | 111,840,000                    | 109,551,000                              |                 | 221,391,000   |
| Operations  |                                |  |                 |               |
| Supply of drugs suppressed                                      | 1,589,152,000                  | 1,082,937,000                            | 81,815,000      | 2,753,904,000 |
| <b>DANGEROUS DRUGS SUPPLY REDUCTION AND SUPPRESSION PROGRAM</b> | 1,589,152,000                  | 1,082,937,000                            | 81,815,000      | 2,753,904,000 |
| Operations planning, support and supervision services           | 207,133,000                    | 54,678,000                               |                 | 261,811,000   |

|                                 |                               |                               |                            |                               |
|---------------------------------|-------------------------------|-------------------------------|----------------------------|-------------------------------|
| National Capital Region (NCR)   | <u>207,133,000</u>            | <u>54,678,000</u>             |                            | <u>261,811,000</u>            |
| Central Office                  | 207,133,000                   | 54,678,000                    |                            | 261,811,000                   |
| Anti-Drug Operations            | <u>1,382,019,000</u>          | <u>1,028,259,000</u>          | <u>81,815,000</u>          | <u>2,492,093,000</u>          |
| National Capital Region (NCR)   | <u>1,382,019,000</u>          | <u>1,028,259,000</u>          | <u>81,815,000</u>          | <u>2,492,093,000</u>          |
| Central Office                  | <u>1,382,019,000</u>          | <u>1,028,259,000</u>          | <u>81,815,000</u>          | <u>2,492,093,000</u>          |
| Sub-total, Operations           | <u>1,589,152,000</u>          | <u>1,082,937,000</u>          | <u>81,815,000</u>          | <u>2,753,904,000</u>          |
| <b>TOTAL NEW APPROPRIATIONS</b> | <b>P <u>1,700,992,000</u></b> | <b>P <u>1,192,488,000</u></b> | <b>P <u>81,815,000</u></b> | <b>P <u>2,975,295,000</u></b> |

New Appropriations, by Object of Expenditures  
(In Thousand Pesos)

Current Operating Expenditures

Personnel Services

Civilian Personnel

Permanent Positions

|              |                  |
|--------------|------------------|
| Basic Salary | <u>1,255,753</u> |
|--------------|------------------|

|                           |                  |
|---------------------------|------------------|
| Total Permanent Positions | <u>1,255,753</u> |
|---------------------------|------------------|

Other Compensation Common to All

|                                     |              |
|-------------------------------------|--------------|
| Personnel Economic Relief Allowance | 69,552       |
| Representation Allowance            | 13,626       |
| Transportation Allowance            | 13,626       |
| Clothing and Uniform Allowance      | 17,388       |
| Mid-Year Bonus - Civilian           | 104,642      |
| Year End Bonus                      | 104,642      |
| Cash Gift                           | 14,490       |
| Productivity Enhancement Incentive  | 14,490       |
| Step Increment                      | <u>3,136</u> |

|  |                |
|--|----------------|
| Total Other Compensation Common to All | <u>355,592</u> |
|--|----------------|

Other Compensation for Specific Groups

|  |              |
|--|--------------|
| Magna Carta for Public Health Workers          | 75           |
| Magna Carta for Science & Technology Personnel | 9,666        |
| Hazard Duty Pay                                | 47,232       |
| Special Counsel Allowance                      | <u>1,000</u> |

|  |               |
|--|---------------|
| Total Other Compensation for Specific Groups | <u>57,973</u> |
|--|---------------|

Other Benefits

|   |            |
|---|------------|
| PAG-IBIG Contributions                    | 3,483      |
| PhilHealth Contributions                  | 20,710     |
| Employees Compensation Insurance Premiums | 3,483      |
| Loyalty Award - Civilian                  | 3,675      |
| Terminal Leave                            | <u>323</u> |

|   |                  |
|---|------------------|
| Total Other Benefits                                  | 31,674           |
| Total Personnel Services                              | 1,700,992        |
| Maintenance and Other Operating Expenses              |                  |
| Travelling Expenses                                   | 22,543           |
| Training and Scholarship Expenses                     | 33,329           |
| Supplies and Materials Expenses                       | 255,907          |
| Utility Expenses                                      | 22,896           |
| Communication Expenses                                | 13,740           |
| Confidential, Intelligence and Extraordinary Expenses |                  |
| Confidential Expenses                                 | 500,000          |
| Extraordinary and Miscellaneous Expenses              | 2,700            |
| Professional Services                                 | 18,553           |
| General Services                                      | 22,966           |
| Repairs and Maintenance                               | 19,950           |
| Taxes, Insurance Premiums and Other Fees              | 380              |
| Other Maintenance and Operating Expenses              |                  |
| Printing and Publication Expenses                     | 4,505            |
| Representation Expenses                               | 204,188          |
| Rent/Lease Expenses                                   | 68,432           |
| Subscription Expenses                                 | 1,210            |
| Other Maintenance and Operating Expenses              | 1,189            |
| Total Maintenance and Other Operating Expenses        | 1,192,488        |
| Total Current Operating Expenditures                  | 2,893,480        |
| Capital Outlays                                       |                  |
| Property, Plant and Equipment Outlay                  |                  |
| Land Improvement Outlay                               | 14,500           |
| Infrastructure Outlay                                 | 7,500            |
| Machinery and Equipment Outlay                        | 55,675           |
| Furniture, Fixtures and Books Outlay                  | 1,140            |
| Intangible Assets Outlay                              | 3,000            |
| Total Capital Outlays                                 | 81,815           |
| <b>TOTAL NEW APPROPRIATIONS</b>                       | <b>2,975,295</b> |

**V. PHILIPPINE RACING COMMISSION**

For general administration and support, and operations, as indicated hereunder . . . . . P 239,384,000

New Appropriations, by Program

|                                    | Current Operating Expenditures |  |                 |              |
|------------------------------------|--------------------------------|--|-----------------|--------------|
|                                    | Personnel Services             | Maintenance and Other Operating Expenses | Capital Outlays | Total        |
| <b>PROGRAMS</b>                    |                                |  |                 |              |
| General Administration and Support | P 20,764,000                   | P 11,958,000                             | P 5,000,000     | P 37,722,000 |

|                                 |                     |                      |                    |                      |
|---------------------------------|---------------------|----------------------|--------------------|----------------------|
| Operations                      | <u>24,440,000</u>   | <u>173,722,000</u>   | <u>3,500,000</u>   | <u>201,662,000</u>   |
| HORSE RACING INCENTIVE PROGRAM  |                     | 139,946,000          |                    | 139,946,000          |
| HORSE RACING REGULATORY PROGRAM | <u>24,440,000</u>   | <u>33,776,000</u>    | <u>3,500,000</u>   | <u>61,716,000</u>    |
| TOTAL NEW APPROPRIATIONS        | P <u>45,204,000</u> | P <u>185,680,000</u> | P <u>8,500,000</u> | P <u>239,384,000</u> |

**Special Provision(s)**

1. **Trust Receipts on Share from Breakages.** Breakages or the fraction of ten (10) centavos eliminated from the dividends paid to the winning tickets remitted by the Philippine Racing Club, Inc., Manila Jockey Club, Inc., and the Metro Manila Turf Club, Inc., shall be used exclusively for the payment of additional prizes for races sponsored by the Philippine Racing Commission (PhilRACOM) and for the necessary Capital Outlays and other expenses relative to the horse-breeding activities of the Commission in accordance with E.O. Nos. 88 and 89, s. 1986 and R.A. No. 7978, as amended. Said amount shall be deposited with the National Treasury and recorded as trust receipts in accordance with E.O. No. 338, s. 1996.

2. **Reporting and Posting Requirements.** The submission of the quarterly reports on its financial and physical accomplishments shall be in accordance with Section 99 of the General Provisions of this Act.

3. **Appropriations for Activities or Projects.** The amounts appropriated herein shall be used specifically for the following activities or projects in the indicated amounts and conditions:

**New Appropriations, by Programs/Activities/Projects**

|  | Current Operating Expenditures |  |                    |                      |
|--|--------------------------------|--|--------------------|----------------------|
|  | Personnel Services             | Maintenance and Other Operating Expenses | Capital Outlays    | Total                |
| <b>PROGRAMS</b>  |                                |  |                    |                      |
| General Administration and Support   |                                |  |                    |                      |
| General Management and Supervision   | P <u>20,764,000</u>            | P <u>11,958,000</u>                      | P <u>5,000,000</u> | P <u>37,722,000</u>  |
| Sub-total, General Administration and Support  | <u>20,764,000</u>              | <u>11,958,000</u>                        | <u>5,000,000</u>   | <u>37,722,000</u>    |
| Operations   |                                |  |                    |                      |
| Fair and safe horse racing industry developed  | <u>24,440,000</u>              | <u>173,722,000</u>                       | <u>3,500,000</u>   | <u>201,662,000</u>   |
| HORSE RACING INCENTIVE PROGRAM   |                                | <u>139,946,000</u>                       |                    | <u>139,946,000</u>   |
| Granting of racing incentives for the promotion of racing industry including prizes in stakes races            |                                | 139,946,000                              |                    | 139,946,000          |
| HORSE RACING REGULATORY PROGRAM  | <u>24,440,000</u>              | <u>33,776,000</u>                        | <u>3,500,000</u>   | <u>61,716,000</u>    |
| Formulation and implementation of policies and rules on horse racing and regulation of horse racing operations | <u>24,440,000</u>              | <u>33,776,000</u>                        | <u>3,500,000</u>   | <u>61,716,000</u>    |
| Sub-total, Operations  | <u>24,440,000</u>              | <u>173,722,000</u>                       | <u>3,500,000</u>   | <u>201,662,000</u>   |
| TOTAL NEW APPROPRIATIONS   | P <u>45,204,000</u>            | P <u>185,680,000</u>                     | P <u>8,500,000</u> | P <u>239,384,000</u> |

**New Appropriations, by Object of Expenditures**  
(In Thousand Pesos)

**Current Operating Expenditures**



**Personnel Services****Civilian Personnel****Permanent Positions**

|              |        |
|--------------|--------|
| Basic Salary | 33,493 |
|--------------|--------|

|                           |        |
|---------------------------|--------|
| Total Permanent Positions | 33,493 |
|---------------------------|--------|

**Other Compensation Common to All**

|                                     |       |
|-------------------------------------|-------|
| Personnel Economic Relief Allowance | 1,728 |
|-------------------------------------|-------|

|                          |     |
|--------------------------|-----|
| Representation Allowance | 510 |
|--------------------------|-----|

|                          |     |
|--------------------------|-----|
| Transportation Allowance | 510 |
|--------------------------|-----|

|                                |     |
|--------------------------------|-----|
| Clothing and Uniform Allowance | 432 |
|--------------------------------|-----|

|                           |       |
|---------------------------|-------|
| Mid-Year Bonus - Civilian | 2,791 |
|---------------------------|-------|

|                |       |
|----------------|-------|
| Year End Bonus | 2,791 |
|----------------|-------|

|           |     |
|-----------|-----|
| Cash Gift | 360 |
|-----------|-----|

|           |       |
|-----------|-------|
| Per Diems | 1,440 |
|-----------|-------|

|                                    |     |
|------------------------------------|-----|
| Productivity Enhancement Incentive | 360 |
|------------------------------------|-----|

|                |    |
|----------------|----|
| Step Increment | 84 |
|----------------|----|

|  |        |
|--|--------|
| Total Other Compensation Common to All | 11,006 |
|--|--------|

**Other Benefits**

|                        |    |
|------------------------|----|
| PAG-IBIG Contributions | 87 |
|------------------------|----|

|                          |     |
|--------------------------|-----|
| PhilHealth Contributions | 531 |
|--------------------------|-----|

|   |    |
|---|----|
| Employees Compensation Insurance Premiums | 87 |
|---|----|

|                      |     |
|----------------------|-----|
| Total Other Benefits | 705 |
|----------------------|-----|

|                          |        |
|--------------------------|--------|
| Total Personnel Services | 45,204 |
|--------------------------|--------|

**Maintenance and Other Operating Expenses**

|                     |       |
|---------------------|-------|
| Travelling Expenses | 1,930 |
|---------------------|-------|

|                                   |     |
|-----------------------------------|-----|
| Training and Scholarship Expenses | 600 |
|-----------------------------------|-----|

|                                 |        |
|---------------------------------|--------|
| Supplies and Materials Expenses | 14,188 |
|---------------------------------|--------|

|                  |       |
|------------------|-------|
| Utility Expenses | 1,270 |
|------------------|-------|

|                        |       |
|------------------------|-------|
| Communication Expenses | 2,015 |
|------------------------|-------|

|                           |         |
|---------------------------|---------|
| Awards/Rewards and Prizes | 139,946 |
|---------------------------|---------|

|   |  |
|---|--|
| Confidential, Intelligence and Extraordinary Expenses |  |
|---|--|

|  |     |
|--|-----|
| Extraordinary and Miscellaneous Expenses | 210 |
|--|-----|

|                       |       |
|-----------------------|-------|
| Professional Services | 1,540 |
|-----------------------|-------|

|                  |     |
|------------------|-----|
| General Services | 700 |
|------------------|-----|

|                         |     |
|-------------------------|-----|
| Repairs and Maintenance | 430 |
|-------------------------|-----|

|  |     |
|--|-----|
| Taxes, Insurance Premiums and Other Fees | 200 |
|--|-----|

|  |  |
|--|--|
| Other Maintenance and Operating Expenses |  |
|--|--|

|                      |        |
|----------------------|--------|
| Advertising Expenses | 12,000 |
|----------------------|--------|

|                                   |     |
|-----------------------------------|-----|
| Printing and Publication Expenses | 100 |
|-----------------------------------|-----|

|                         |     |
|-------------------------|-----|
| Representation Expenses | 500 |
|-------------------------|-----|

|                     |       |
|---------------------|-------|
| Rent/Lease Expenses | 1,450 |
|---------------------|-------|

|                       |     |
|-----------------------|-----|
| Subscription Expenses | 100 |
|-----------------------|-----|

|  |       |
|--|-------|
| Other Maintenance and Operating Expenses | 8,501 |
|--|-------|

|  |         |
|--|---------|
| Total Maintenance and Other Operating Expenses | 185,680 |
|--|---------|

|                                      |         |
|--------------------------------------|---------|
| Total Current Operating Expenditures | 230,884 |
|--------------------------------------|---------|

|                                      |                |
|--------------------------------------|----------------|
| Capital Outlays                      |                |
| Property, Plant and Equipment Outlay |                |
| Machinery and Equipment Outlay       | 8,500          |
| Total Capital Outlays                | 8,500          |
| <b>TOTAL NEW APPROPRIATIONS</b>      | <b>239,384</b> |

**W. PHILIPPINE SPACE AGENCY**

For general administration and support, and operations, as indicated hereunder . . . . . P 179,404,000

New Appropriations, by Program

|  | Current Operating Expenditures |  |                           |                             |
|--|--------------------------------|--|---------------------------|-----------------------------|
|  | Personnel Services             | Maintenance and<br>Other Operating<br>Expenses | Capital Outlays           | Total                       |
| <b>PROGRAMS</b>  |                                |  |                           |                             |
| General Administration and Support                         | P 15,757,000                   | P 44,975,000                                   | P                         | P 60,732,000                |
| Operations   | <u>3,493,000</u>               | <u>110,246,000</u>                             | <u>4,933,000</u>          | <u>118,672,000</u>          |
| SPACE SCIENCE AND TECHNOLOGY<br>APPLICATION (SSTA) PROGRAM | <u>3,493,000</u>               | <u>110,246,000</u>                             | <u>4,933,000</u>          | <u>118,672,000</u>          |
| <b>TOTAL NEW APPROPRIATIONS</b>                            | <b>P <u>19,250,000</u></b>     | <b>P <u>155,221,000</u></b>                    | <b>P <u>4,933,000</u></b> | <b>P <u>179,404,000</u></b> |

**Special Provision(s)**

1. **Reporting and Posting Requirements.** The submission of the quarterly reports on its financial and physical accomplishments shall be in accordance with Section 99 of the General Provisions of this Act.

2. **Appropriations for Activities or Projects.** The amounts appropriated herein shall be used specifically for the following activities or projects in the indicated amounts and conditions:

New Appropriations, by Programs/Activities/Projects

|   | Current Operating Expenditures |  |                 |                     |
|---|--------------------------------|--|-----------------|---------------------|
|   | Personnel Services             | Maintenance and<br>Other Operating<br>Expenses | Capital Outlays | Total               |
| <b>PROGRAMS</b>                               |                                |  |                 |                     |
| General Administration and Support            |                                |  |                 |                     |
| General Management and Supervision            | P <u>15,757,000</u>            | P <u>44,975,000</u>                            | P               | P <u>60,732,000</u> |
| Sub-total, General Administration and Support | <u>15,757,000</u>              | <u>44,975,000</u>                              |                 | <u>60,732,000</u>   |

**Operations**

Enhanced national security, ecological integrity,  
economic opportunities and evidence-based  
decision-making from Space Science and Technology  
Application (SSTA) utilization, capacity-building,  
innovations and workforce

|           |             |           |             |
|-----------|-------------|-----------|-------------|
| 3,493,000 | 110,246,000 | 4,933,000 | 118,672,000 |
|-----------|-------------|-----------|-------------|

**SPACE SCIENCE AND TECHNOLOGY  
APPLICATION (SSTA) PROGRAM**

|           |             |           |             |
|-----------|-------------|-----------|-------------|
| 3,493,000 | 110,246,000 | 4,933,000 | 118,672,000 |
|-----------|-------------|-----------|-------------|

Research and development and capacity building

|            |           |            |
|------------|-----------|------------|
| 38,375,000 | 4,300,000 | 42,675,000 |
|------------|-----------|------------|

Technical Operations and Services

|           |            |            |
|-----------|------------|------------|
| 2,454,000 | 62,867,000 | 65,321,000 |
|-----------|------------|------------|

Promotion, Policy Planning and International Cooperation

|           |           |         |            |
|-----------|-----------|---------|------------|
| 1,039,000 | 9,004,000 | 633,000 | 10,676,000 |
|-----------|-----------|---------|------------|

Sub-total, Operations

|           |             |           |             |
|-----------|-------------|-----------|-------------|
| 3,493,000 | 110,246,000 | 4,933,000 | 118,672,000 |
|-----------|-------------|-----------|-------------|

**TOTAL NEW APPROPRIATIONS**

|              |               |             |               |
|--------------|---------------|-------------|---------------|
| P 19,250,000 | P 155,221,000 | P 4,933,000 | P 179,404,000 |
|--------------|---------------|-------------|---------------|

**New Appropriations, by Object of Expenditures**  
(In Thousand Pesos)

**Current Operating Expenditures****Personnel Services****Civilian Personnel****Permanent Positions**

Basic Salary

|        |
|--------|
| 14,788 |
|--------|

Total Permanent Positions

|        |
|--------|
| 14,788 |
|--------|

**Other Compensation Common to All**

Personnel Economic Relief Allowance

|     |
|-----|
| 384 |
|-----|

Representation Allowance

|     |
|-----|
| 390 |
|-----|

Transportation Allowance

|     |
|-----|
| 390 |
|-----|

Clothing and Uniform Allowance

|    |
|----|
| 96 |
|----|

Mid-Year Bonus - Civilian

|       |
|-------|
| 1,232 |
|-------|

Year End Bonus

|       |
|-------|
| 1,232 |
|-------|

Cash Gift

|    |
|----|
| 80 |
|----|

Productivity Enhancement Incentive

|    |
|----|
| 80 |
|----|

Step Increment

|    |
|----|
| 37 |
|----|

Total Other Compensation Common to All

|       |
|-------|
| 3,921 |
|-------|

**Other Benefits**

PAG-IBIG Contributions

|    |
|----|
| 19 |
|----|

PhilHealth Contributions

|     |
|-----|
| 196 |
|-----|

Employees Compensation Insurance Premiums

|    |
|----|
| 19 |
|----|

Total Other Benefits

|     |
|-----|
| 234 |
|-----|

Non-Permanent Positions

|     |
|-----|
| 307 |
|-----|

|  |                |
|--|----------------|
| Total Personnel Services                               | 19,250         |
| Maintenance and Other Operating Expenses               |                |
| Travelling Expenses                                    | 3,570          |
| Training and Scholarship Expenses                      | 3,031          |
| Supplies and Materials Expenses                        | 3,090          |
| Utility Expenses                                       | 2,300          |
| Communication Expenses                                 | 5,327          |
| Survey, Research, Exploration and Development Expenses | 71,617         |
| Confidential, Intelligence and Extraordinary Expenses  |                |
| Extraordinary and Miscellaneous Expenses               | 1,762          |
| Professional Services                                  | 17,145         |
| General Services                                       | 2,500          |
| Repairs and Maintenance                                | 1,100          |
| Financial Assistance/Subsidy                           | 7,587          |
| Taxes, Insurance Premiums and Other Fees               | 560            |
| Other Maintenance and Operating Expenses               |                |
| Printing and Publication Expenses                      | 650            |
| Representation Expenses                                | 765            |
| Transportation and Delivery Expenses                   | 100            |
| Rent/Lease Expenses                                    | 22,450         |
| Subscription Expenses                                  | 11,667         |
| Total Maintenance and Other Operating Expenses         | 155,221        |
| Total Current Operating Expenditures                   | 174,471        |
| Capital Outlays  |                |
| Property, Plant and Equipment Outlay                   |                |
| Machinery and Equipment Outlay                         | 4,933          |
| Total Capital Outlays                                  | 4,933          |
| <b>TOTAL NEW APPROPRIATIONS</b>                        | <b>179,404</b> |

**X. PHILIPPINE SPORTS COMMISSION**

For general administration and support, and operations, including locally-funded project(s), as indicated hereunder . . . . . P 725,238,000

**New Appropriations, by Program**

|   | <u>Current Operating Expenditures</u> |   |                        |
|---|---------------------------------------|---|------------------------|
|   | <u>Personnel Services</u>             | <u>Maintenance and<br/>Other Operating<br/>Expenses</u> | <u>Capital Outlays</u> |
|   |                                       |   | <u>Total</u>           |
| <b>PROGRAMS</b>                           |                                       |   |                        |
| General Administration and Support        | P 40,427,000                          | P 40,000,000  | P 80,427,000           |
| Operations                                | <u>31,401,000</u>                     | <u>613,410,000</u>                                      | <u>644,811,000</u>     |
| <b>AMATEUR SPORTS DEVELOPMENT PROGRAM</b> | <u>31,401,000</u>                     | <u>613,410,000</u>                                      | <u>644,811,000</u>     |
| <b>TOTAL NEW APPROPRIATIONS</b>           | <u>P 71,828,000</u>                   | <u>P 653,410,000</u>                                    | <u>P 725,238,000</u>   |

**Special Provision(s)**

1. **National Sports Development Fund.** In addition to the amounts appropriated herein, the National Sports Development Fund (NSDF) shall be used for the National Sports Development Program sourced from the following, in accordance with Section 26 of R.A. No. 6847:

- (a) Twenty Nine Million Eight Hundred Twenty Six Thousand Pesos (P29,826,000) from taxes on horse races during special holidays, share from all taxes collected on imported athletic equipment and proceeds from the sale of stamps depicting sports events. Said amount shall be deposited with the National Treasury and released subject to the submission of a Special Budget pursuant to Section 35, Chapter 5, Book VI of E.O. No. 292, s. 1987; and
- (b) Proceeds of sweepstakes or lottery draws of the PCSO and the PSC's share from the gross income of the PAGCOR which shall be deposited with an authorized government depository bank.

The NSDF shall likewise be used for the following purposes:

- (a) At least Six Million Pesos (P6,000,000) for the research, promotion, development and implementation of Sports Science and Sports Medicine in the country;
- (b) Assistance to national sports associations, private associations and entities, civil service organizations and individuals relative to the implementation of the National Physical Fitness and Sports;
- (c) Training and preparation of national athletes and coaches, as well as the selection of individual athletes at the elementary and high school levels for individual sports events and for maintenance of the training venues for the national athletes and coaches; and
- (d) Payment of cash incentives and retirement benefits to national athletes and coaches in accordance with the provisions of R.A. No. 10699.

In no case shall the foregoing amounts be used for any other purpose.

2. **Appropriations for the Philippine Sports Commission.** The amounts appropriated herein shall be used for the following:

- (a) Sixty Seven Million Four Hundred One Thousand Pesos (P67,401,000) for Amateur Sports Promotion and Development;
- (b) Sixty Two Million Four Hundred Ten Thousand Pesos (P62,410,000) for Grassroots Centerpiece Program; and
- (c) Eighty Million Four Hundred Twenty Seven Thousand Pesos (P80,427,000) for General Administration and Support.

In no case shall said amounts be used as assistance to national sports associations and entities, civil service organizations, and individuals.

3. **Basic and Meal Allowances of Athletes.** The PSC shall ensure that all qualified national athletes are uniformly granted basic and meal allowances which should be charged against the NSDF. For this purpose, regular national athletes shall receive the following monthly basic allowance based on their classification:

- (a) Class A - Thirty Thousand Pesos (P30,000);
- (b) Class B - Twenty Seven Thousand Pesos (P27,000);
- (c) Class C - (i) Silver Medalist - Twenty Four Thousand Pesos (P24,000); and (ii) Bronze Medalist - Twenty One Thousand Pesos (P21,000);
- (d) Team Sports - Seventeen Thousand Pesos (P17,000); and
- (e) Training Pool - (i) Non-medalist/downgraded - Twelve Thousand Six Hundred Pesos (P12,600); and (ii) New Entries/Alternates/Sparring Partners - Ten Thousand Two Hundred Pesos (P10,200)

For athletes who garnered medals during international competition for the year shall be allowed the following allowance scheme under the Priority Athletes Program of the Commission, with the following rates:

- (a) Platinum - Forty Five Thousand Pesos (P45,000);
- (b) Priority A - Forty Three Thousand Pesos (P43,000);
- (c) Priority B - Thirty Six Thousand Pesos (P36,000); and
- (d) Priority C - Thirty Three Thousand Pesos (P33,000)

The scheme shall cover athletes who are qualified and endorsed by their respective National Sports Associations to be part of the said program.

Implementation of this provision shall be in accordance with PSC Resolution No. 400-2019 dated March 21, 2019, PSC Board Resolution No. 493-2020 dated March 2, 2020, and such other guidelines that may be issued for the purpose.

4. **Reporting and Posting Requirements.** The submission of the quarterly reports on its financial and physical accomplishments shall be in accordance with Section 99 of the General Provisions of this Act.

5. **Appropriations for Activities or Projects.** The amounts appropriated herein shall be used specifically for the following activities or projects in the indicated amounts and conditions:

**New Appropriations, by Programs/Activities/Projects**

|   | Current Operating Expenditures |  |                 |            |
|---|--------------------------------|--|-----------------|------------|
|   | Personnel Services             | Maintenance and Other Operating Expenses | Capital Outlays | Total      |
| <b>PROGRAMS</b>                               |                                |  |                 |            |
| General Administration and Support            |                                |  |                 |            |
| General Management and Supervision            | P 39,469,000                   | P 40,000,000                             | P               | 79,469,000 |
| Administration of Personnel Benefits          | 958,000                        |  |                 | 958,000    |
| Sub-total, General Administration and Support | 40,427,000                     | 40,000,000                               |                 | 80,427,000 |

|  |                     |                      |                      |
|--|---------------------|----------------------|----------------------|
| Operations   |                     |                      |                      |
| Source of athletic talents widened   | 31,401,000          | 613,410,000          | 644,811,000          |
| <b>AMATEUR SPORTS DEVELOPMENT PROGRAM</b>  | <b>31,401,000</b>   | <b>613,410,000</b>   | <b>644,811,000</b>   |
| Policy and Program Formulation and Amateur Sport Development and Promotion                               | 31,401,000          | 36,000,000           | 67,401,000           |
| National Sport for All-Grassroot Centerpiece Program   |                     | 62,410,000           | 62,410,000           |
| <b>PROJECT(S)</b>  |                     |                      |                      |
| Locally-Funded Project(s)  |                     | 515,000,000          | 515,000,000          |
| Preparation and drafting of the Master Development Plan for the Philippine Sports Training Center (PSTC) |                     | 75,000,000           | 75,000,000           |
| Site Development of the Philippine Sports Training Center (PSTC)   |                     | 125,000,000          | 125,000,000          |
| Financial Assistance to Athletes   |                     | 20,000,000           | 20,000,000           |
| Preparation, Training and Support for the Samahang Kickboxing ng Philippines                             |                     | 3,000,000            | 3,000,000            |
| Preparation, Hosting and Participation of the FIBA Basketball World Cup                                  |                     | 65,000,000           | 65,000,000           |
| Preparation, Training and Participation for the 19th Asian Games, Hangzhou, China                        |                     | 50,000,000           | 50,000,000           |
| Preparation, Training and Participation for the Southeast Asian Games, Hanoi, Vietnam                    |                     | 50,000,000           | 50,000,000           |
| 5th Asian Youth Games, Shantou City, China   |                     | 15,000,000           | 15,000,000           |
| 6th Asian Indoor Martial Arts Games, Bangkok, Thailand   |                     | 50,000,000           | 50,000,000           |
| Preparation, Training and Participation for PARA Games   |                     | 50,000,000           | 50,000,000           |
| Philippine National Anti-Doping Organization (PH-NADO)   |                     | 12,000,000           | 12,000,000           |
| Sub-total, Operations  | 31,401,000          | 613,410,000          | 644,811,000          |
| <b>TOTAL NEW APPROPRIATIONS</b>  | <b>P 71,828,000</b> | <b>P 653,410,000</b> | <b>P 725,238,000</b> |

New Appropriations, by Object of Expenditures  
(In Thousand Pesos)

Current Operating Expenditures

Personnel Services

Civilian Personnel

|   |                |
|---|----------------|
| <b>Permanent Positions</b>                            |                |
| Basic Salary  | 54,259         |
| <b>Total Permanent Positions</b>                      | <b>54,259</b>  |
| <b>Other Compensation Common to All</b>               |                |
| Personnel Economic Relief Allowance                   | 2,568          |
| Representation Allowance                              | 1,056          |
| Transportation Allowance                              | 996            |
| Clothing and Uniform Allowance                        | 642            |
| Mid-Year Bonus - Civilian                             | 4,522          |
| Year End Bonus  | 4,522          |
| Cash Gift   | 535            |
| Productivity Enhancement Incentive                    | 535            |
| Step Increment  | 136            |
| <b>Total Other Compensation Common to All</b>         | <b>15,512</b>  |
| <b>Other Benefits</b>                                 |                |
| PAG-IBIG Contributions                                | 129            |
| PhilHealth Contributions                              | 796            |
| Employees Compensation Insurance Premiums             | 129            |
| Loyalty Award - Civilian                              | 45             |
| Terminal Leave  | 958            |
| <b>Total Other Benefits</b>                           | <b>2,057</b>   |
| <b>Total Personnel Services</b>                       | <b>71,828</b>  |
| <b>Maintenance and Other Operating Expenses</b>       |                |
| Travelling Expenses                                   | 117,575        |
| Training and Scholarship Expenses                     | 6,495          |
| Supplies and Materials Expenses                       | 96,750         |
| Utility Expenses                                      | 20,000         |
| Communication Expenses                                | 3,130          |
| Confidential, Intelligence and Extraordinary Expenses |                |
| Extraordinary and Miscellaneous Expenses              | 800            |
| Professional Services                                 | 195,200        |
| General Services                                      | 30,000         |
| Repairs and Maintenance                               | 350            |
| Financial Assistance/Subsidy                          | 101,600        |
| Taxes, Insurance Premiums and Other Fees              | 2,300          |
| Other Maintenance and Operating Expenses              |                |
| Advertising Expenses                                  | 200            |
| Transportation and Delivery Expenses                  | 900            |
| Rents/Lease Expenses                                  | 3,065          |
| Subscription Expenses                                 | 150            |
| Other Maintenance and Operating Expenses              | 74,895         |
| <b>Total Maintenance and Other Operating Expenses</b> | <b>653,410</b> |
| <b>Total Current Operating Expenditures</b>           | <b>725,238</b> |
| <b>TOTAL NEW APPROPRIATIONS</b>                       | <b>725,238</b> |

**Y. PRESIDENTIAL LEGISLATIVE LIAISON OFFICE**

For general administration and support, and operations, as indicated hereunder . . . . . P 119,832,000

**New Appropriations, by Program**

|  | <u>Current Operating Expenditures</u> |   |                        |                      |
|--|---------------------------------------|---|------------------------|----------------------|
|  | <u>Personnel Services</u>             | <u>Maintenance and<br/>Other Operating<br/>Expenses</u> | <u>Capital Outlays</u> | <u>Total</u>         |
| <b>PROGRAMS</b>                                    |                                       |   |                        |                      |
| General Administration and Support                 | P 22,787,000                          | P 15,717,000  | P                      | P 38,504,000         |
| Operations   | <u>41,763,000</u>                     | <u>35,510,000</u>                                       | <u>4,055,000</u>       | <u>81,328,000</u>    |
| LEGISLATIVE POLICY REFORMS AND DEVELOPMENT PROGRAM | <u>41,763,000</u>                     | <u>35,510,000</u>                                       | <u>4,055,000</u>       | <u>81,328,000</u>    |
| <b>TOTAL NEW APPROPRIATIONS</b>                    | <u>P 64,550,000</u>                   | <u>P 51,227,000</u>                                     | <u>P 4,055,000</u>     | <u>P 119,832,000</u> |

**Special Provision(s)**

1. **Reporting and Posting Requirements.** The submission of the quarterly reports on its financial and physical accomplishments shall be in accordance with Section 99 of the General Provisions of this Act.

2. **Appropriations for Activities or Projects.** The amounts appropriated herein shall be used specifically for the following activities or projects in the indicated amounts and conditions:

**New Appropriations, by Programs/Activities/Projects**

|   | <u>Current Operating Expenditures</u> |   |                        |                      |
|---|---------------------------------------|---|------------------------|----------------------|
|   | <u>Personnel Services</u>             | <u>Maintenance and<br/>Other Operating<br/>Expenses</u> | <u>Capital Outlays</u> | <u>Total</u>         |
| <b>PROGRAMS</b>   |                                       |   |                        |                      |
| General Administration and Support  |                                       |   |                        |                      |
| General Management and Supervision  | P 18,462,000                          | P 15,717,000  | P                      | P 34,179,000         |
| Administration of Personnel Benefits  | <u>4,325,000</u>                      |   |                        | <u>4,325,000</u>     |
| Sub-total, General Administration and Support   | <u>22,787,000</u>                     | <u>15,717,000</u>                                       |                        | <u>38,504,000</u>    |
| Operations  |                                       |   |                        |                      |
| The Presidential policy reform agenda and the Administration's program of governance promoted   | <u>41,763,000</u>                     | <u>35,510,000</u>                                       | <u>4,055,000</u>       | <u>81,328,000</u>    |
| LEGISLATIVE POLICY REFORMS AND DEVELOPMENT PROGRAM  | <u>41,763,000</u>                     | <u>35,510,000</u>                                       | <u>4,055,000</u>       | <u>81,328,000</u>    |
| Formulation and implementation of advocacy strategies and strategic interventions towards stakeholders consensus-building on congressional initiatives consistent with the policy reform and development programs of the Administration | <u>41,763,000</u>                     | <u>35,510,000</u>                                       | <u>4,055,000</u>       | <u>81,328,000</u>    |
| Sub-total, Operations   | <u>41,763,000</u>                     | <u>35,510,000</u>                                       | <u>4,055,000</u>       | <u>81,328,000</u>    |
| <b>TOTAL NEW APPROPRIATIONS</b>   | <u>P 64,550,000</u>                   | <u>P 51,227,000</u>                                     | <u>P 4,055,000</u>     | <u>P 119,832,000</u> |



**New Appropriations, by Object of Expenditures**  
(In Thousand Pesos)

**Current Operating Expenditures**

**Personnel Services**

**Civilian Personnel**

**Permanent Positions**

|              |        |
|--------------|--------|
| Basic Salary | 46,241 |
|--------------|--------|

|                           |        |
|---------------------------|--------|
| Total Permanent Positions | 46,241 |
|---------------------------|--------|

**Other Compensation Common to All**

|                                     |       |
|-------------------------------------|-------|
| Personnel Economic Relief Allowance | 1,248 |
|-------------------------------------|-------|

|                          |       |
|--------------------------|-------|
| Representation Allowance | 1,686 |
|--------------------------|-------|

|                          |       |
|--------------------------|-------|
| Transportation Allowance | 1,554 |
|--------------------------|-------|

|                                |     |
|--------------------------------|-----|
| Clothing and Uniform Allowance | 312 |
|--------------------------------|-----|

|                           |       |
|---------------------------|-------|
| Mid-Year Bonus - Civilian | 3,853 |
|---------------------------|-------|

|                |       |
|----------------|-------|
| Year End Bonus | 3,853 |
|----------------|-------|

|           |     |
|-----------|-----|
| Cash Gift | 260 |
|-----------|-----|

|                                    |     |
|------------------------------------|-----|
| Productivity Enhancement Incentive | 260 |
|------------------------------------|-----|

|                |     |
|----------------|-----|
| Step Increment | 116 |
|----------------|-----|

|  |        |
|--|--------|
| Total Other Compensation Common to All | 13,142 |
|--|--------|

**Other Compensation for Specific Groups**

|                              |     |
|------------------------------|-----|
| Anniversary Bonus - Civilian | 156 |
|------------------------------|-----|

|  |     |
|--|-----|
| Total Other Compensation for Specific Groups | 156 |
|--|-----|

**Other Benefits**

|                        |    |
|------------------------|----|
| PAG-IBIG Contributions | 63 |
|------------------------|----|

|                          |     |
|--------------------------|-----|
| PhilHealth Contributions | 560 |
|--------------------------|-----|

|   |    |
|---|----|
| Employees Compensation Insurance Premiums | 63 |
|---|----|

|                |       |
|----------------|-------|
| Terminal Leave | 4,325 |
|----------------|-------|

|                      |       |
|----------------------|-------|
| Total Other Benefits | 5,011 |
|----------------------|-------|

|                          |        |
|--------------------------|--------|
| Total Personnel Services | 64,550 |
|--------------------------|--------|

**Maintenance and Other Operating Expenses**

|                     |       |
|---------------------|-------|
| Travelling Expenses | 5,374 |
|---------------------|-------|

|                                   |       |
|-----------------------------------|-------|
| Training and Scholarship Expenses | 2,410 |
|-----------------------------------|-------|

|                                 |       |
|---------------------------------|-------|
| Supplies and Materials Expenses | 5,160 |
|---------------------------------|-------|

|                  |       |
|------------------|-------|
| Utility Expenses | 1,806 |
|------------------|-------|

|                        |       |
|------------------------|-------|
| Communication Expenses | 3,377 |
|------------------------|-------|

|   |  |
|---|--|
| Confidential, Intelligence and Extraordinary Expenses |  |
|---|--|

|  |       |
|--|-------|
| Extraordinary and Miscellaneous Expenses | 1,829 |
|--|-------|

|  |                |
|--|----------------|
| Professional Services                          | 6,519          |
| General Services                               | 540            |
| Repairs and Maintenance                        | 815            |
| Taxes, Insurance Premiums and Other Fees       | 348            |
| Other Maintenance and Operating Expenses       |                |
| Representation Expenses                        | 13,312         |
| Transportation and Delivery Expenses           | 25             |
| Rent/Lease Expenses                            | 6,373          |
| Subscription Expenses                          | 389            |
| Donations                                      | 100            |
| Other Maintenance and Operating Expenses       | 2,850          |
| Total Maintenance and Other Operating Expenses | 51,227         |
| Total Current Operating Expenditures           | 115,777        |
| Capital Outlays                                |                |
| Property, Plant and Equipment Outlay           |                |
| Transportation Equipment Outlay                | 3,860          |
| Furniture, Fixtures and Books Outlay           | 195            |
| Total Capital Outlays                          | 4,055          |
| <b>TOTAL NEW APPROPRIATIONS</b>                | <b>119,832</b> |

**Z. PRESIDENTIAL MANAGEMENT STAFF**

For general administration and support, support to operations, and operations, as indicated hereunder . . . . . P 731,838,000

New Appropriations, by Program

|   | Current Operating Expenditures |  |                     |                      |
|---|--------------------------------|--|---------------------|----------------------|
|   | Personnel Services             | Maintenance and Other Operating Expenses | Capital Outlays     | Total                |
| <b>PROGRAMS</b>                           |                                |  |                     |                      |
| General Administration and Support        | P 107,892,000                  | P 271,535,000                            | P 93,712,000        | P 473,139,000        |
| Support to Operations                     | 13,252,000                     | 15,699,000                               |                     | 28,951,000           |
| Operations                                | 145,496,000                    | 84,252,000                               |                     | 229,748,000          |
| <b>PRESIDENTIAL STAFF SUPPORT PROGRAM</b> | 145,496,000                    | 84,252,000                               |                     | 229,748,000          |
| <b>TOTAL NEW APPROPRIATIONS</b>           | P <u>266,640,000</u>           | P <u>371,486,000</u>                     | P <u>93,712,000</u> | P <u>731,838,000</u> |

**Special Provision(s)**

1. **Reporting and Posting Requirements.** The submission of the quarterly reports on its financial and physical accomplishments shall be in accordance with Section 99 of the General Provisions of this Act.

2. **Appropriations for Activities or Projects.** The amounts appropriated herein shall be used specifically for the following activities or projects in the indicated amounts and conditions:

**New Appropriations, by Programs/Activities/Projects**

|  | Current Operating Expenditures |  |                     |                      |
|--|--------------------------------|--|---------------------|----------------------|
|  | Personnel Services             | Maintenance and Other Operating Expenses | Capital Outlays     | Total                |
| <b>PROGRAMS</b>  |                                |  |                     |                      |
| General Administration and Support   |                                |  |                     |                      |
| General Management and Supervision   | P 106,151,000                  | P 271,535,000                            | P 93,712,000        | P 471,398,000        |
| Administration of Personnel Benefits   | 1,741,000                      |  |                     | 1,741,000            |
| Sub-total, General Administration and Support  | 107,892,000                    | 271,535,000                              | 93,712,000          | 473,139,000          |
| Support to Operations  |                                |  |                     |                      |
| Provision of legal and information communication technology (ICT) services   | 13,252,000                     | 15,699,000                               |                     | 28,951,000           |
| Sub-total, Support to Operations   | 13,252,000                     | 15,699,000                               |                     | 28,951,000           |
| Operations   |                                |  |                     |                      |
| Responsive staff support for the Presidency and facilitation work on Presidential priorities and directives  | 145,496,000                    | 84,252,000                               |                     | 229,748,000          |
| PRESIDENTIAL STAFF SUPPORT PROGRAM   | 145,496,000                    | 84,252,000                               |                     | 229,748,000          |
| Provision of decision inputs for the Presidency and the conduct of policy research and complete staff work in support of the President's priority development agenda | 51,097,000                     | 5,549,000                                |                     | 56,646,000           |
| Monitoring and evaluation of and facilitation work on Presidential directives, priority programs, and projects   | 48,734,000                     | 49,258,000                               |                     | 97,992,000           |
| Management of Presidential engagements and provision of secretariat support to various Presidential bodies   | 45,665,000                     | 29,445,000                               |                     | 75,110,000           |
| Sub-total, Operations  | 145,496,000                    | 84,252,000                               |                     | 229,748,000          |
| <b>TOTAL NEW APPROPRIATIONS</b>  | <b>P 266,640,000</b>           | <b>P 371,486,000</b>                     | <b>P 93,712,000</b> | <b>P 731,838,000</b> |

**New Appropriations, by Object of Expenditures**

(In Thousand Pesos)

**Current Operating Expenditures****Personnel Services**

|   |         |
|---|---------|
| <b>Civilian Personnel</b>                             |         |
| <b>Permanent Positions</b>                            |         |
| Basic Salary  | 161,128 |
| Total Permanent Positions                             | 161,128 |
| <b>Other Compensation Common to All</b>               |         |
| Personnel Economic Relief Allowance                   | 6,336   |
| Representation Allowance                              | 3,186   |
| Transportation Allowance                              | 3,186   |
| Clothing and Uniform Allowance                        | 1,584   |
| Mid-Year Bonus - Civilian                             | 13,426  |
| Year End Bonus  | 13,426  |
| Cash Gift   | 1,320   |
| Productivity Enhancement Incentive                    | 1,320   |
| Step Increment  | 403     |
| Total Other Compensation Common to All                | 44,187  |
| <b>Other Benefits</b>                                 |         |
| PAG-IBIG Contributions                                | 318     |
| PhilHealth Contributions                              | 2,413   |
| Employees Compensation Insurance Premiums             | 318     |
| Loyalty Award - Civilian                              | 175     |
| Terminal Leave  | 1,741   |
| Total Other Benefits                                  | 4,965   |
| <b>Non-Permanent Positions</b>                        | 56,360  |
| <b>Total Personnel Services</b>                       | 266,640 |
| <b>Maintenance and Other Operating Expenses</b>       |         |
| Travelling Expenses                                   | 54,090  |
| Training and Scholarship Expenses                     | 6,795   |
| Supplies and Materials Expenses                       | 52,056  |
| Utility Expenses                                      | 23,535  |
| Communication Expenses                                | 20,272  |
| Confidential, Intelligence and Extraordinary Expenses |         |
| Extraordinary and Miscellaneous Expenses              | 3,075   |
| Professional Services                                 | 44,068  |
| General Services                                      | 75,395  |
| Repairs and Maintenance                               | 15,781  |
| Taxes, Insurance Premiums and Other Fees              | 3,540   |
| Other Maintenance and Operating Expenses              |         |
| Advertising Expenses                                  | 100     |
| Printing and Publication Expenses                     | 100     |
| Representation Expenses                               | 8,795   |
| Rent/Lease Expenses                                   | 17,589  |
| Membership Dues and Contributions to Organizations    | 40      |
| Subscription Expenses                                 | 44,255  |
| Other Maintenance and Operating Expenses              | 2,000   |
| <b>Total Maintenance and Other Operating Expenses</b> | 371,486 |

|                                      |         |
|--------------------------------------|---------|
| Total Current Operating Expenditures | 638,126 |
| Capital Outlays                      |         |
| Property, Plant and Equipment Outlay |         |
| Machinery and Equipment Outlay       | 92,903  |
| Furniture, Fixtures and Books Outlay | 809     |
| Total Capital Outlays                | 93,712  |
| TOTAL NEW APPROPRIATIONS             | 731,838 |

**GENERAL SUMMARY  
OTHER EXECUTIVE OFFICES**

|   | Current Operating Expenditures |  |                 |                |
|---|--------------------------------|--|-----------------|----------------|
|   | Personnel Services             | Maintenance and<br>Other Operating<br>Expenses | Capital Outlays | Total          |
| A. ANTI-MONEY LAUNDERING COUNCIL  | P                              | P 118,170,000                                  | P 29,172,000    | P 147,342,000  |
| B. ANTI-RED TAPE AUTHORITY  | 87,359,000                     | 174,065,000                                    | 9,700,000       | 271,124,000    |
| C. CLIMATE CHANGE COMMISSION  | 57,989,000                     | 82,017,000                                     |                 | 140,006,000    |
| D. COMMISSION ON FILIPINOS OVERSEAS   | 57,772,000                     | 66,184,000                                     | 9,780,000       | 133,736,000    |
| E. COMMISSION ON HIGHER EDUCATION   | 443,319,000                    | 31,032,309,000                                 | 208,880,000     | 31,684,508,000 |
| F. COMMISSION ON THE FILIPINO LANGUAGE                                      | 43,022,000                     | 33,940,000                                     | 1,500,000       | 78,462,000     |
| G. DANGEROUS DRUGS BOARD  | 72,865,000                     | 227,150,000                                    | 7,850,000       | 307,865,000    |
| H. ENERGY REGULATORY COMMISSION   | 247,868,000                    | 567,462,000                                    | 42,163,000      | 857,493,000    |
| I. FILM DEVELOPMENT COUNCIL OF THE PHILIPPINES                              | 26,965,000                     | 253,916,000                                    |                 | 280,881,000    |
| J. GAMES AND AMUSEMENT BOARD  | 83,772,000                     | 50,119,000                                     | 8,170,000       | 142,061,000    |
| K. GOVERNANCE COMMISSION FOR GOVERNMENT-OWNED<br>OR CONTROLLED CORPORATIONS | 94,105,000                     | 89,710,000                                     | 11,481,000      | 195,296,000    |
| L. MINDANAO DEVELOPMENT AUTHORITY   | 79,604,000                     | 107,616,000                                    | 10,050,000      | 197,270,000    |
| M. MOVIE AND TELEVISION REVIEW AND CLASSIFICATION BOARD                     | 40,093,000                     |  |                 | 40,093,000     |
| N. NATIONAL COMMISSION FOR CULTURE AND THE ARTS                             |                                |  |                 |                |
| N.1. NATIONAL COMMISSION FOR CULTURE<br>AND THE ARTS (PROPER)               | 26,933,000                     | 99,350,000                                     | 30,000,000      | 156,283,000    |
| N.2. NATIONAL HISTORICAL COMMISSION OF THE<br>PHILIPPINES                   | 91,445,000                     | 137,913,000                                    | 63,158,000      | 292,516,000    |
| N.3. NATIONAL LIBRARY OF THE PHILIPPINES                                    | 67,967,000                     | 90,830,000                                     | 49,478,000      | 208,275,000    |
| N.4. NATIONAL ARCHIVES OF THE PHILIPPINES                                   | 62,939,000                     | 96,717,000                                     | 61,483,000      | 221,139,000    |
| SUB-TOTAL, NATIONAL COMMISSION FOR CULTURE AND THE ARTS                     | 249,284,000                    | 424,810,000                                    | 204,119,000     | 878,213,000    |
| O. NATIONAL COMMISSION OF SENIOR CITIZENS                                   | 24,581,000                     | 115,382,000                                    | 31,400,000      | 171,363,000    |
| P. NATIONAL INTELLIGENCE COORDINATING AGENCY                                | 685,286,000                    | 760,869,000                                    | 9,294,000       | 1,455,449,000  |
| Q. NATIONAL SECURITY COUNCIL  | 138,496,000                    | 280,163,000                                    |                 | 418,659,000    |

|   |                               |                                |                             |                                |
|---|-------------------------------|--------------------------------|-----------------------------|--------------------------------|
| R. OFFICE OF THE PRESIDENTIAL ADVISER<br>ON THE PEACE PROCESS | 192,901,000                   | 1,793,510,000                  | 4,619,000                   | 1,991,030,000                  |
| S. OPTICAL MEDIA BOARD  | 47,659,000                    | 22,214,000                     | 2,900,000                   | 72,773,000                     |
| T. PHILIPPINE COMPETITION COMMISSION                          | 243,222,000                   | 572,581,000                    | 53,380,000                  | 869,183,000                    |
| U. PHILIPPINE DRUG ENFORCEMENT AGENCY                         | 1,700,992,000                 | 1,192,488,000                  | 81,815,000                  | 2,975,295,000                  |
| V. PHILIPPINE RACING COMMISSION                               | 45,204,000                    | 185,680,000                    | 8,500,000                   | 239,384,000                    |
| W. PHILIPPINE SPACE AGENCY                                    | 19,250,000                    | 155,221,000                    | 4,933,000                   | 179,404,000                    |
| X. PHILIPPINE SPORTS COMMISSION                               | 71,828,000                    | 653,410,000                    |                             | 725,238,000                    |
| Y. PRESIDENTIAL LEGISLATIVE LIAISON OFFICE                    | 64,550,000                    | 51,227,000                     | 4,055,000                   | 119,832,000                    |
| Z. PRESIDENTIAL MANAGEMENT STAFF                              | <u>266,640,000</u>            | <u>371,486,000</u>             | <u>93,712,000</u>           | <u>731,838,000</u>             |
| TOTAL NEW APPROPRIATIONS, OTHER EXECUTIVE OFFICES             | P <u><u>5,084,626,000</u></u> | P <u><u>39,381,699,000</u></u> | P <u><u>837,473,000</u></u> | P <u><u>45,303,798,000</u></u> |

**XXIX. JOINT LEGISLATIVE-EXECUTIVE COUNCILS****A. LEGISLATIVE-EXECUTIVE DEVELOPMENT ADVISORY COUNCIL**

For operations, as indicated hereunder . . . . . P 3,983,000

New Appropriations, by Program

|                                   | <u>Current Operating Expenditures</u> |   |                        |                    |
|-----------------------------------|---------------------------------------|---|------------------------|--------------------|
|                                   | <u>Personnel Services</u>             | <u>Maintenance and<br/>Other Operating<br/>Expenses</u> | <u>Capital Outlays</u> | <u>Total</u>       |
| <b>PROGRAMS</b>                   |                                       |   |                        |                    |
| Operations                        | P <u>3,717,000</u>                    | P <u>266,000</u>  |                        | P <u>3,983,000</u> |
| LEDAC SECRETARIAT SUPPORT PROGRAM | <u>3,717,000</u>                      | <u>266,000</u>  |                        | <u>3,983,000</u>   |
| TOTAL NEW APPROPRIATIONS          | P <u>3,717,000</u>                    | P <u>266,000</u>  |                        | P <u>3,983,000</u> |

**Special Provision(s)**

1. **Reporting and Posting Requirements.** The submission of the quarterly reports on its financial and physical accomplishments shall be in accordance with Section 99 of the General Provisions of this Act.

2. **Appropriations for Activities or Projects.** The amounts appropriated herein shall be used specifically for the following activities or projects in the indicated amounts and conditions:

New Appropriations, by Programs/Activities/Projects

|  | Current Operating Expenditures |  |                 |             |
|--|--------------------------------|--|-----------------|-------------|
|  | Personnel Services             | Maintenance and<br>Other Operating<br>Expenses | Capital Outlays | Total       |
| PROGRAMS   |                                |  |                 |             |
| Operations   |                                |  |                 |             |
| Effective collaboration among the executive and legislative branches of government and key stakeholders in decision and policy-making enhanced | P 3,717,000                    | P 266,000                                      |                 | P 3,983,000 |
| LEDAC SECRETARIAT SUPPORT PROGRAM  | 3,717,000                      | 266,000  |                 | 3,983,000   |
| Provision of technical and secretariat support services to the Council and its sub-committee and technical working group                       | 3,717,000                      | 266,000  |                 | 3,983,000   |
| Sub-total, Operations  | 3,717,000                      | 266,000  |                 | 3,983,000   |
| TOTAL NEW APPROPRIATIONS   | P 3,717,000                    | P 266,000                                      |                 | P 3,983,000 |

New Appropriations, by Object of Expenditures  
(In Thousand Pesos)

## Current Operating Expenditures



|   |              |
|---|--------------|
| <b>Personnel Services</b>                             |              |
| <b>Civilian Personnel</b>                             |              |
| <b>Permanent Positions</b>                            |              |
| Basic Salary  | 2,557        |
| <b>Total Permanent Positions</b>                      | <b>2,557</b> |
| <b>Other Compensation Common to All</b>               |              |
| Personnel Economic Relief Allowance                   | 72           |
| Clothing and Uniform Allowance                        | 18           |
| Mid-Year Bonus - Civilian                             | 213          |
| Year End Bonus  | 213          |
| Cash Gift   | 15           |
| Productivity Enhancement Incentive                    | 15           |
| Step Increment  | 6            |
| <b>Total Other Compensation Common to All</b>         | <b>552</b>   |
| <b>Other Compensation for Specific Groups</b>         |              |
| Anniversary Bonus - Civilian                          | 12           |
| <b>Total Other Compensation for Specific Groups</b>   | <b>12</b>    |
| <b>Other Benefits</b>                                 |              |
| PAG-IBIG Contributions                                | 4            |
| PhilHealth Contributions                              | 44           |
| Employees Compensation Insurance Premiums             | 4            |
| <b>Total Other Benefits</b>                           | <b>52</b>    |
| <b>Non-Permanent Positions</b>                        | <b>544</b>   |
| <b>Total Personnel Services</b>                       | <b>3,717</b> |
| <b>Maintenance and Other Operating Expenses</b>       |              |
| Travelling Expenses                                   | 1            |
| Training and Scholarship Expenses                     | 42           |
| Supplies and Materials Expenses                       | 109          |
| Repairs and Maintenance                               | 10           |
| Taxes, Insurance Premiums and Other Fees              | 14           |
| Other Maintenance and Operating Expenses              |              |
| Representation Expenses                               | 70           |
| Subscription Expenses                                 | 20           |
| <b>Total Maintenance and Other Operating Expenses</b> | <b>266</b>   |
| <b>Total Current Operating Expenditures</b>           | <b>3,983</b> |
| <b>TOTAL NEW APPROPRIATIONS</b>                       | <b>3,983</b> |

**GENERAL SUMMARY**  
**JOINT LEGISLATIVE-EXECUTIVE COUNCILS**

|  | <u>Current Operating Expenditures</u> |   |                        |                           |
|--|---------------------------------------|---|------------------------|---------------------------|
|  | <u>Personnel Services</u>             | <u>Maintenance and<br/>Other Operating<br/>Expenses</u> | <u>Capital Outlays</u> | <u>Total</u>              |
| A. LEGISLATIVE-EXECUTIVE DEVELOPMENT ADVISORY COUNCIL          | P <u>3,717,000</u>                    | P <u>266,000</u>  |                        | P <u>3,983,000</u>        |
| TOTAL NEW APPROPRIATIONS, JOINT LEGISLATIVE-EXECUTIVE COUNCILS | P <u><u>3,717,000</u></u>             | P <u><u>266,000</u></u>                                 |                        | P <u><u>3,983,000</u></u> |

**XXX. THE JUDICIARY****A. SUPREME COURT OF THE PHILIPPINES AND THE LOWER COURTS**

For general administration and support, support to operations, and operations, including the requirements of the Judicial Reform Program and locally-funded project(s), as indicated hereunder . . . . . P 39,720,211,000

**New Appropriations, by Program**

|                                    | <u>Current Operating Expenditures</u> |   |                        |                         |
|------------------------------------|---------------------------------------|---|------------------------|-------------------------|
|                                    | <u>Personnel Services</u>             | <u>Maintenance and<br/>Other Operating<br/>Expenses</u> | <u>Capital Outlays</u> | <u>Total</u>            |
| <b>PROGRAMS</b>                    |                                       |   |                        |                         |
| General Administration and Support | P 10,749,760,000                      | P 3,379,052,000   | P 115,478,000          | P 14,244,290,000        |
| Support to Operations              | 156,997,000                           | 281,457,000   | 1,369,273,000          | 1,807,727,000           |
| Operations                         | <u>20,570,987,000</u>                 | <u>3,082,652,000</u>                                    | <u>14,555,000</u>      | <u>23,668,194,000</u>   |
| ADJUDICATION PROGRAM               | <u>20,570,987,000</u>                 | <u>3,082,652,000</u>                                    | <u>14,555,000</u>      | <u>23,668,194,000</u>   |
| <b>TOTAL NEW APPROPRIATIONS</b>    | <u>P 31,477,744,000</u>               | <u>P 6,743,161,000</u>                                  | <u>P 1,499,306,000</u> | <u>P 39,720,211,000</u> |

**Special Provision(s)**

1. **Judiciary Development Fund.** In addition to the amounts appropriated herein, all income derived from increase in the legal fees prescribed in the amendments to Rule 141 of the Rules of Court promulgated by the Supreme Court of the Philippines after July 18, 1984, constituted into the Judiciary Development Fund (JDF), shall be used to augment the allowances of the members and personnel of the Judiciary and finance the acquisition, maintenance and repair of office equipment and facilities in accordance with Sections 1 and 3 of P.D. No. 1949. At least eighty percent (80%) of said amount shall be used for the payment of cost of living allowances and not more than twenty percent (20%) for the purchase of office equipment and facilities of the courts.

The COA shall audit the receipts, revenues, uses, disbursements and expenditures of the JDF every quarter and submit the appropriate report in writing to the Chief Justice of the Supreme Court, the Presiding Justice of the Court of Appeals and all Executive Judges.

2. **Special Allowance of Justices and Judges.** Considering that the special allowance of Justices, Judges and all other positions in the Judiciary with equivalent rank of Justices of the Court of Appeals and Judges of the Regional Trial Court under R.A. No. 9227, has already been fully integrated into their salaries as of June 1, 2012, the amount of Six Hundred Eighty Two Million Six Hundred Fifty Five Thousand Three Hundred Eighty Eight Pesos (P682,655,388) corresponding to the Special Allowance for the Judiciary component of their salaries shall be deposited with the National Treasury as income of the General Fund pursuant to Section 44, Chapter 5, Book VI of E.O. No. 292, s. 1987. Once deposited, the salary being received by the members of the Judiciary shall be sourced and funded from the General Fund.

3. **Administration of Appropriations.** The appropriations provided herein for the Supreme Court of the Philippines and the Lower Courts shall be administered by the Chief Justice of the Supreme Court, subject to the provisions of P.D. No. 985, as amended, E.O. No. 292 and other budgeting, accounting and auditing rules and regulations.

4. **Organizational Structure.** Notwithstanding any provision of law to the contrary and within the limits of appropriations in this Act, the Chief Justice of the Supreme Court as Head of the Judiciary and as Chairperson of the Presidential Electoral Tribunal is hereby authorized to:

- formulate and implement the organizational structure of the Judiciary and the Presidential Electoral Tribunal;
- fix and determine the salaries, allowances and other benefits of personnel of the Judiciary and the Presidential Electoral Tribunal in accordance with the rates and levels authorized under R.A. No. 6758, as amended, and R.A. No. 6686, as amended; and
- create new positions, transfer an item or make other adjustments in the Personnel Services itemization, whenever public interest so requires.

Implementation of the foregoing shall be subject to: (i) compliance with organization, staffing and position classification and compensation standards of the DBM; (ii) scrap and build policy; and (iii) submission to DBM of a resolution stating the changes in the organization and staffing in accordance with the foregoing standards and policy for proper documentation.

The officials and employees whose positions are affected by a reorganization shall be granted retirement benefits or separation pay in accordance with existing laws, which shall be payable from any unexpended balance of, or savings in the appropriations of the Judiciary and the Presidential Electoral Tribunal.

5. **Use of Savings.** The Chief Justice of the Supreme Court is authorized to use savings to augment actual deficiencies in accordance with Section 25(5), Article VI of the Constitution and the General Provisions of this Act.

**6. Non-Recurring Expenses.** All non-recurring items of appropriations authorized herein such as, but not limited to, foreign-assisted projects and locally-funded projects, shall not form part of the Judiciary's appropriations that may not be reduced by Congress under Section 3, Article VIII of the Constitution. The Supreme Court en banc, through a resolution, shall affirm the items of appropriation in the Judiciary's budget that are non-recurring, as defined above, and which shall not be considered in the total appropriations that may not be reduced.

**7. Maintenance and Other Operating Expenses of Lower Courts.** The amount of Two Billion Seven Hundred Four Million One Hundred Eighty Four Thousand Pesos (P2,704,184,000) appropriated herein for the MOOE of the lower courts shall be equitably allocated by the Supreme Court based on the standards prescribed for the lower courts by the Supreme Court.

To facilitate the utilization of said MOOE allocation and ensure that the requirements of lower courts are readily available and provided, the Procurement Service (PS), through its Regional Depots shall provide an easy access facility for lower courts to source all their MOOE requirements from the PS.

The Court's web administrator or his/her equivalent shall be responsible for ensuring that the utilization of funds allocated for each lower court is posted on the Supreme Court website. (CONDITIONAL IMPLEMENTATION - President's Veto Message, December 30, 2021, Volume I-B, page 813, R.A. No. 11639)

**8. Expenses for Official Travel.** The Chief Justice of the Supreme Court may authorize the reimbursement of actual and reasonable expenses incurred during official travel in carrying out the supervisory functions of the Supreme Court over the lower courts, subject to the limits prescribed under E.O. No. 77, s. 2019 and duly supported by receipts pursuant to accounting and auditing rules and regulations.

**9. Payment of Adjusted Pension.** The amounts appropriated herein for payment of pensions to retired Justices and Judges shall be adjusted at the rates authorized under Section 3-A of R.A. No. 910, as amended, and implemented by SC A.M. No. 91-8-225-C.A.

**10. Reporting and Posting Requirements.** The submission of the quarterly reports on its financial and physical accomplishments shall be in accordance with Section 99 of the General Provisions of this Act.

**11. Appropriations for Activities or Projects.** The amounts appropriated herein shall be used specifically for the following activities or projects in the indicated amounts and conditions:

**New Appropriations, by Program/Activities/Projects**

|   | Current Operating Expenditures |  |                 |                  |
|---|--------------------------------|--|-----------------|------------------|
|   | Personnel Services             | Maintenance and Other Operating Expenses | Capital Outlays | Total            |
| <b>PROGRAMS</b>   |                                |  |                 |                  |
| General Administration and Support  |                                |  |                 |                  |
| General Management and Supervision  | P 808,793,000                  | P 2,950,631,000                          | P 47,113,000    | P 3,806,537,000  |
| Administration of Personnel Benefits  | 9,569,460,000                  |  |                 | 9,569,460,000    |
| Supervision of Lower Courts   | 371,507,000                    | 428,421,000                              | 68,365,000      | 868,293,000      |
| Sub-total, General Administration and Support   | P 10,749,760,000               | P 3,379,052,000                          | P 115,478,000   | P 14,244,290,000 |
| Support to Operations   |                                |  |                 |                  |
| Judicial Bar Council  | 40,099,000                     | 29,006,000                               | 2,300,000       | 71,405,000       |
| Operations of Philippine Judicial Academy (PHILJA)  | 106,470,000                    | 95,594,000                               | 58,661,000      | 260,725,000      |
| Operations of Mandatory Continuing Legal Education (MCLE)   | 10,428,000                     | 6,957,000                                | 500,000         | 17,885,000       |
| <b>Project(s)</b>   |                                |  |                 |                  |
| Locally-Funded Project(s)   |                                | 149,900,000                              | 1,307,812,000   | 1,457,712,000    |
| Subsidy to Integrated Bar of the Philippines (IBP)  |                                | 130,900,000                              |                 | 130,900,000      |
| Construction/Completion/ and /or Repair/Rehabilitation of the Halls of Justice nationwide (JUSIP) |                                |  | 1,307,812,000   | 1,307,812,000    |

|  |                  |                 |                 |                  |
|--|------------------|-----------------|-----------------|------------------|
| Justice Sector Convergence Program                             |                  | 19,000,000      |                 | 19,000,000       |
| Sub-total, Support to Operations                               | 156,997,000      | 281,457,000     | 1,369,273,000   | 1,807,727,000    |
| Operations   |                  |                 |                 |                  |
| Independent, Effective and Efficient Administration of Justice | 20,570,987,000   | 3,082,652,000   | 14,555,000      | 23,668,194,000   |
| ADJUDICATION PROGRAM   | 20,570,987,000   | 3,082,652,000   | 14,555,000      | 23,668,194,000   |
| Adjudication of Regional Trial Court Cases                     | 11,107,598,000   | 1,367,350,000   |                 | 12,474,948,000   |
| Adjudication of Metropolitan Court Cases                       | 999,946,000      | 148,525,000     |                 | 1,148,471,000    |
| Adjudication of Municipal Trial Court Cases in Cities          | 2,005,143,000    | 307,334,000     |                 | 2,312,477,000    |
| Adjudication of Municipal Circuit Court Cases                  | 2,662,666,000    | 436,963,000     |                 | 3,099,629,000    |
| Adjudication of Municipal Court Cases                          | 2,421,476,000    | 340,737,000     |                 | 2,762,213,000    |
| Adjudication of Shari'a District Court Cases                   | 27,111,000       | 11,305,000      |                 | 38,416,000       |
| Adjudication of Shari'a Circuit Court Cases                    | 146,337,000      | 26,901,000      |                 | 173,238,000      |
| Adjudication of Child and Family Court Cases                   | 299,406,000      | 79,493,000      |                 | 378,899,000      |
| Adjudication of Supreme Court Cases                            | 901,304,000      | 364,044,000     | 14,555,000      | 1,279,903,000    |
| Sub-total, Operations  | 20,570,987,000   | 3,082,652,000   | 14,555,000      | 23,668,194,000   |
| TOTAL NEW APPROPRIATIONS                                       | P 31,477,744,000 | P 6,743,161,000 | P 1,499,306,000 | P 39,720,211,000 |

New Appropriations, by Object of Expenditures  
(In Thousand Pesos)

Current Operating Expenditures

Personnel Services

Civilian Personnel

Permanent Positions

|              |            |
|--------------|------------|
| Basic Salary | 12,073,129 |
|--------------|------------|

|                           |            |
|---------------------------|------------|
| Total Permanent Positions | 12,073,129 |
|---------------------------|------------|

Other Compensation Common to All

|                                     |           |
|-------------------------------------|-----------|
| Personnel Economic Relief Allowance | 624,972   |
| Representation Allowance            | 299,886   |
| Transportation Allowance            | 299,724   |
| Clothing and Uniform Allowance      | 156,246   |
| Mid-Year Bonus - Civilian           | 1,006,096 |
| Year End Bonus                      | 1,006,096 |

|   |                   |
|---|-------------------|
| Cash Gift   | 130,205           |
| Productivity Enhancement Incentive                    | 130,205           |
| Step Increment  | 30,183            |
| <b>Total Other Compensation Common to All</b>         | <b>3,683,613</b>  |
| <b>Other Compensation for Specific Groups</b>         |                   |
| Magna Carta for Public Health Workers                 | 4,153             |
| Magna Carta for Public Social Workers                 | 14,998            |
| Longevity Pay   | 183,782           |
| Hazard Pay  | 217,068           |
| Lump-sum for filling of Positions - Civilian          | 8,351,879         |
| <b>Total Other Compensation for Specific Groups</b>   | <b>8,771,880</b>  |
| <b>Other Benefits</b>                                 |                   |
| PAG-IBIG Contributions                                | 31,251            |
| PhilHealth Contributions                              | 163,341           |
| Employees Compensation Insurance Premiums             | 31,251            |
| Retirement Gratuity                                   | 866,575           |
| Loyalty Award - Civilian                              | 14,580            |
| Terminal Leave  | 990,681           |
| <b>Total Other Benefits</b>                           | <b>2,097,679</b>  |
| <b>Other Personnel Benefits</b>                       |                   |
| Pension, Civilian Personnel                           | 4,824,360         |
| <b>Total Other Personnel Benefits</b>                 | <b>4,824,360</b>  |
| <b>Non-Permanent Positions</b>                        | <b>27,083</b>     |
| <b>Total Personal Services</b>                        | <b>31,477,744</b> |
| <b>Maintenance and Other Operating Expenses</b>       |                   |
| Travelling Expenses                                   | 276,540           |
| Training and Scholarship Expenses                     | 225,398           |
| Supplies and Materials Expenses                       | 1,852,168         |
| Utility Expenses                                      | 421,019           |
| Communication Expenses                                | 370,795           |
| Confidential, Intelligence and Extraordinary Expenses |                   |
| Extraordinary and Miscellaneous Expenses              | 402,279           |
| Professional Services                                 | 665,055           |
| General Services                                      | 425,000           |
| Repairs and Maintenance                               | 628,816           |
| Financial Assistance/Subsidy                          | 161,801           |
| Taxes, Insurance Premiums and Other Fees              | 85,829            |
| <b>Other Maintenance and Operating Expenses</b>       |                   |
| Advertising Expenses                                  | 12,432            |
| Printing and Publication Expenses                     | 1,195             |
| Representation Expenses                               | 53,427            |
| Transportation and Delivery Expenses                  | 98,300            |
| Rent/Lease Expenses                                   | 253,880           |
| Subscription Expenses                                 | 2,193             |
| <b>Other Maintenance and Operating Expenses</b>       | <b>807,034</b>    |

|  |            |
|--|------------|
| Total Maintenance and Other Operating Expenses | 6,743,161  |
| Total Current Operating Expenditures           | 38,220,905 |
| Capital Outlays                                |            |
| Property, Plant and Equipment Outlay           |            |
| Buildings and Other Structures                 | 1,344,312  |
| Machinery and Equipment Outlay                 | 145,714    |
| Transportation Equipment Outlay                | 6,280      |
| Furniture, Fixtures and Book Outlay            | 2,000      |
| Intangible Assets Outlay                       | 1,000      |
| TOTAL CAPITAL OUTLAYS                          | 1,499,306  |
| TOTAL NEW APPROPRIATIONS                       | 39,720,211 |

**B. PRESIDENTIAL ELECTORAL TRIBUNAL**

For general administration and support, and operations, as indicated hereunder . . . . . P 157,320,000

New Appropriations, by Program

|  | Current Operating Expenditures |  |                    |                      |
|--|--------------------------------|--|--------------------|----------------------|
|  | Personnel Services             | Maintenance and Other Operating Expenses | Capital Outlays    | Total                |
| <b>PROGRAMS</b>  |                                |  |                    |                      |
| General Administration and Support   | P 85,242,000                   | P 8,454,000                              | P 7,300,000        | P 100,996,000        |
| Operations   | <u>50,939,000</u>              | <u>5,385,000</u>                         |                    | <u>56,324,000</u>    |
| ADJUDICATION OF PRESIDENTIAL AND VICE-PRESIDENTIAL ELECTORAL PROTEST PROGRAM | <u>50,939,000</u>              | <u>5,385,000</u>                         |                    | <u>56,324,000</u>    |
| TOTAL NEW APPROPRIATIONS   | P <u>136,181,000</u>           | P <u>13,839,000</u>                      | P <u>7,300,000</u> | P <u>157,320,000</u> |

**Special Provision(s)**

1. **Reporting and Posting Requirements.** The submission of the quarterly reports on its financial and physical accomplishments shall be in accordance with Section 99 of the General Provisions of this Act.

2. **Appropriations for Activities or Projects.** The amounts appropriated herein shall be used specifically for the following activities or projects in the indicated amounts and conditions:

New Appropriations, by Programs/Activities/Projects

| Current Operating Expenditures |  |                 |       |
|--------------------------------|--|-----------------|-------|
| Personnel Services             | Maintenance and Other Operating Expenses | Capital Outlays | Total |

**PROGRAMS****General Administration and Support**

|   |   |                           |   |                          |   |                         |   |                           |
|---|---|---------------------------|---|--------------------------|---|-------------------------|---|---------------------------|
| General Management and Supervision  | P | 17,980,000                | P | 8,454,000                | P | 7,300,000               | P | 33,734,000                |
| Administration of Personnel Benefits  |   | <u>67,262,000</u>         |   |                          |   |                         |   | <u>67,262,000</u>         |
| Sub-total, General Administration and Support   |   | <u>85,242,000</u>         |   | <u>8,454,000</u>         |   | <u>7,300,000</u>        |   | <u>100,996,000</u>        |
| <b>Operations</b>   |   |                           |   |                          |   |                         |   |                           |
| Fair and speedy Resolution of Presidential and Vice Presidential electoral cases/contests achieved  |   | <u>50,939,000</u>         |   | <u>5,385,000</u>         |   |                         |   | <u>56,324,000</u>         |
| ADJUDICATION OF PRESIDENTIAL AND VICE-PRESIDENTIAL ELECTORAL PROTEST PROGRAM                        |   | <u>50,939,000</u>         |   | <u>5,385,000</u>         |   |                         |   | <u>56,324,000</u>         |
| Adjudication of Electoral Cases/Contests involving the President and Vice President of the Republic |   | <u>50,939,000</u>         |   | <u>5,385,000</u>         |   |                         |   | <u>56,324,000</u>         |
| Sub-total, Operations   |   | <u>50,939,000</u>         |   | <u>5,385,000</u>         |   |                         |   | <u>56,324,000</u>         |
| <b>TOTAL NEW APPROPRIATIONS</b>   | P | <u><u>136,181,000</u></u> | P | <u><u>13,839,000</u></u> | P | <u><u>7,300,000</u></u> | P | <u><u>157,320,000</u></u> |

**New Appropriations, by Object of Expenditures**  
(In Thousand Pesos)**Current Operating Expenditures****Personnel Services****Civilian Personnel****Permanent Positions**

|              |               |
|--------------|---------------|
| Basic Salary | <u>45,071</u> |
|--------------|---------------|

|                           |               |
|---------------------------|---------------|
| Total Permanent Positions | <u>45,071</u> |
|---------------------------|---------------|

**Other Compensation Common to All**

|                                     |            |
|-------------------------------------|------------|
| Personnel Economic Relief Allowance | 1,608      |
| Representation Allowance            | 900        |
| Transportation Allowance            | 900        |
| Clothing and Uniform Allowance      | 402        |
| Mid-Year Bonus - Civilian           | 3,756      |
| Year End Bonus                      | 3,756      |
| Cash Gift                           | 335        |
| Productivity Enhancement Incentive  | 335        |
| Step Increment                      | <u>113</u> |

|  |               |
|--|---------------|
| Total Other Compensation Common to All | <u>12,105</u> |
|--|---------------|

**Other Compensation for Specific Groups**

|  |               |
|--|---------------|
| Lump-sum for filling of Positions - Civilian | 67,262        |
| Other Personnel Benefits                     | <u>10,853</u> |



|  |         |
|--|---------|
| Total Other Compensation for Specific Groups   | 78,115  |
| Other Benefits                                 |         |
| PAG-IBIG Contributions                         | 81      |
| PhilHealth Contributions                       | 668     |
| Employees Compensation Insurance Premiums      | 81      |
| Loyalty Award - Civilian                       | 60      |
| Total Other Benefits                           | 890     |
| Total Personnel Services                       | 136,181 |
| Maintenance and Other Operating Expenses       |         |
| Supplies and Materials Expenses                | 229     |
| Utility Expenses                               | 321     |
| Communication Expenses                         | 711     |
| Repairs and Maintenance                        | 84      |
| Taxes, Insurance Premiums and Other Fees       | 39      |
| Other Maintenance and Operating Expenses       |         |
| Transportation and Delivery Expenses           | 38      |
| Rent/Lease Expenses                            | 716     |
| Other Maintenance and Operating Expenses       | 11,701  |
| Total Maintenance and Other Operating Expenses | 13,839  |
| Total Current Operating Expenditures           | 150,020 |
| Capital Outlays                                |         |
| Property, Plant and Equipment Outlay           |         |
| Machinery and Equipment Outlay                 | 3,000   |
| Transportation Equipment Outlay                | 3,300   |
| Furniture, Fixtures and Book Outlay            | 1,000   |
| TOTAL CAPITAL OUTLAYS                          | 7,300   |
| TOTAL NEW APPROPRIATIONS                       | 157,320 |

**C. SANDICANBAYAN**

For general administration and support, support to operations, and operations, as indicated hereunder . . . . . P 1,592,660,000

**New Appropriations, by Program**

| <u>Current Operating Expenditures</u> |                                    |                        |              |
|---------------------------------------|------------------------------------|------------------------|--------------|
|                                       | Maintenance and<br>Other Operating |                        |              |
| <u>Personnel Services</u>             | <u>Expenses</u>                    | <u>Capital Outlays</u> | <u>Total</u> |

**PROGRAMS**

|                                    |   |                    |   |                    |   |                   |   |                      |
|------------------------------------|---|--------------------|---|--------------------|---|-------------------|---|----------------------|
| General Administration and Support | P | 563,925,000        | P | 477,702,000        | P |                   | P | 1,041,627,000        |
| Support to Operations              |   | 19,118,000         |   | 9,100,000          |   | 70,456,000        |   | 98,674,000           |
| Operations                         |   | <u>330,268,000</u> |   | <u>106,946,000</u> |   | <u>15,145,000</u> |   | <u>452,359,000</u>   |
| SANDIGANBAYAN ADJUDICATION PROGRAM |   | <u>330,268,000</u> |   | <u>106,946,000</u> |   | <u>15,145,000</u> |   | <u>452,359,000</u>   |
| TOTAL NEW APPROPRIATIONS           | P | <u>913,311,000</u> | P | <u>593,748,000</u> | P | <u>85,601,000</u> | P | <u>1,592,660,000</u> |

**Special Provision(s)**

1. **Administration of Appropriations.** The appropriations provided herein for the Sandiganbayan shall be administered by the Presiding Justice of Sandiganbayan, subject to the provisions of P.D. No. 985, as amended, E.O. No. 292 and other budgeting, accounting and auditing rules and regulations.

2. **Non-Recurring Expenses.** All non-recurring items of appropriations authorized herein such as, but not limited to, foreign-assisted projects and locally-funded projects, shall not form part of the Sandiganbayan's appropriations that may not be reduced by Congress under Section 3, Article VIII of the Constitution. The Supreme Court en banc, through a resolution, shall affirm the items of appropriation in the Judiciary's budget that are non-recurring, as defined above, and which shall not be considered in the total appropriations that may not be reduced.

3. **Payment of Adjusted Pension.** The amounts appropriated herein for payment of pensions to retired Justices shall be adjusted at the rates authorized under Section 3-A of R.A. No. 910, as amended, and implemented by SC A.M. No. 91-8-225-C.A.

4. **Reporting and Posting Requirements.** The submission of the quarterly reports on its financial and physical accomplishments shall be in accordance with Section 99 of the General Provisions of this Act.

5. **Appropriations for Activities or Projects.** The amounts appropriated herein shall be used specifically for the following activities or projects in the indicated amounts and conditions:

New Appropriations, by Programs/Activities/Projects

|   | <u>Current Operating Expenditures</u> |   |                        |                      |
|---|---------------------------------------|---|------------------------|----------------------|
|   | <u>Personnel Services</u>             | <u>Maintenance and<br/>Other Operating<br/>Expenses</u> | <u>Capital Outlays</u> | <u>Total</u>         |
| <b>PROGRAMS</b>   |                                       |   |                        |                      |
| General Administration and Support  |                                       |   |                        |                      |
| General Management and Supervision  | P 483,292,000                         | P 477,702,000   | P                      | P 960,994,000        |
| Administration of Personnel Benefits  | <u>80,633,000</u>                     |   |                        | <u>80,633,000</u>    |
| Sub-total, General Administration and Support   | <u>563,925,000</u>                    | <u>477,702,000</u>                                      |                        | <u>1,041,627,000</u> |
| Support to Operations   |                                       |   |                        |                      |
| Legal and Compliance Services   | <u>19,118,000</u>                     | <u>9,100,000</u>  | <u>70,456,000</u>      | <u>98,674,000</u>    |
| Sub-total, Support to Operations  | <u>19,118,000</u>                     | <u>9,100,000</u>  | <u>70,456,000</u>      | <u>98,674,000</u>    |
| Operations  |                                       |   |                        |                      |
| Judgment of Graft and Corrupt Practices Committed by<br>Public Officials and Employees Independently,<br>Effectively and Efficiently Rendered | 330,268,000                           | 106,946,000   | 15,145,000             | 452,359,000          |

|  |                      |                      |                     |                        |
|--|----------------------|----------------------|---------------------|------------------------|
| <b>SANDIGANBAYAN ADJUDICATION PROGRAM</b>  | <b>330,268,000</b>   | <b>106,946,000</b>   | <b>15,145,000</b>   | <b>452,359,000</b>     |
| <b>CASE MANAGEMENT SUB-PROGRAM</b>   | <b>49,232,000</b>    | <b>30,080,000</b>    | <b>510,000</b>      | <b>79,822,000</b>      |
| Docketing, Processing, Reporting and Calendaring of Cases for Hearing and Conduct of Proceedings | 49,232,000           | 30,080,000           | 510,000             | 79,822,000             |
| <b>TRIAL MANAGEMENT SUB-PROGRAM</b>  | <b>39,621,000</b>    | <b>13,560,000</b>    |                     | <b>53,181,000</b>      |
| Trial of Cases, Preparation and Promulgation of Decisions and Issuance Processes                 | 39,621,000           | 13,560,000           |                     | 53,181,000             |
| <b>CASE DISPOSITION MANAGEMENT SUB-PROGRAM</b>   | <b>241,415,000</b>   | <b>63,306,000</b>    | <b>14,635,000</b>   | <b>319,356,000</b>     |
| Review of Case Records, Drafting and Promulgation of Decisions or Resolutions Disposing Cases    | 241,415,000          | 63,306,000           | 14,635,000          | 319,356,000            |
| Sub-total, Operations  | 330,268,000          | 106,946,000          | 15,145,000          | 452,359,000            |
| <b>TOTAL NEW APPROPRIATIONS</b>  | <b>P 913,311,000</b> | <b>P 593,748,000</b> | <b>P 85,601,000</b> | <b>P 1,592,660,000</b> |

New Appropriations, by Object of Expenditures  
(In Thousand Pesos)

Current Operating Expenditures

Personnel Services

Civilian Personnel

Permanent Positions

|                               |         |
|-------------------------------|---------|
| Basic Salary                  | 288,316 |
| Reclassification of Positions | 23,137  |

|                                  |                |
|----------------------------------|----------------|
| <b>Total Permanent Positions</b> | <b>311,453</b> |
|----------------------------------|----------------|

Other Compensation Common to All

|                                     |        |
|-------------------------------------|--------|
| Personnel Economic Relief Allowance | 10,896 |
| Representation Allowance            | 10,212 |
| Transportation Allowance            | 10,212 |
| Clothing and Uniform Allowance      | 2,724  |
| Honoraria                           | 5,880  |
| Overtime Pay                        | 16,231 |
| Mid-Year Bonus - Civilian           | 24,026 |
| Year End Bonus                      | 24,026 |
| Cash Gift                           | 2,270  |
| Productivity Enhancement Incentive  | 2,270  |
| Step Increment                      | 721    |

|   |                |
|---|----------------|
| <b>Total Other Compensation Common to All</b> | <b>109,468</b> |
|---|----------------|

|   |                  |
|---|------------------|
| <b>Other Compensation for Specific Groups</b>         |                  |
| Magna Carta for Public Health Workers                 | 300              |
| Longevity Pay   | 10,403           |
| Hazard Pay  | 4,752            |
| Lump-sum for filling of Positions - Civilian          | 91,369           |
| Other Personnel Benefits                              | 252,461          |
| <b>Total Other Compensation for Specific Groups</b>   | <b>359,285</b>   |
| <b>Other Benefits</b>                                 |                  |
| PAG-IBIG Contributions                                | 546              |
| PhilHealth Contributions                              | 3,692            |
| Employees Compensation Insurance Premiums             | 546              |
| Loyalty Award - Civilian                              | 325              |
| Terminal Leave  | 2,810            |
| <b>Total Other Benefits</b>                           | <b>7,919</b>     |
| <b>Other Personnel Benefits</b>                       |                  |
| Pension, Civilian Personnel                           | 78,608           |
| <b>Total Other Personnel Benefits</b>                 | <b>78,608</b>    |
| <b>Non-Permanent Positions</b>                        | <b>46,578</b>    |
| <b>Total Personnel Services</b>                       | <b>913,311</b>   |
| <b>Maintenance and Other Operating Expenses</b>       |                  |
| Travelling Expenses                                   | 20,554           |
| Training and Scholarship Expenses                     | 17,098           |
| Supplies and Materials Expenses                       | 99,385           |
| Utility Expenses                                      | 25,767           |
| Communication Expenses                                | 18,727           |
| Confidential, Intelligence and Extraordinary Expenses |                  |
| Extraordinary and Miscellaneous Expenses              | 5,038            |
| Professional Services                                 | 7,406            |
| General Services                                      | 25,015           |
| Repairs and Maintenance                               | 70,211           |
| Taxes, Insurance Premiums and Other Fees              | 5,918            |
| Other Maintenance and Operating Expenses              |                  |
| Advertising Expenses                                  | 252              |
| Printing and Publication Expenses                     | 213              |
| Representation Expenses                               | 2,976            |
| Transportation and Delivery Expenses                  | 135              |
| Rent/Lease Expenses                                   | 171,379          |
| Subscription Expenses                                 | 5,461            |
| Donations   | 5                |
| Other Maintenance and Operating Expenses              | 118,208          |
| <b>Total Maintenance and Other Operating Expenses</b> | <b>593,748</b>   |
| <b>Total Current Operating Expenditures</b>           | <b>1,507,059</b> |

|                                      |                  |
|--------------------------------------|------------------|
| Capital Outlays                      |                  |
| Property, Plant and Equipment Outlay |                  |
| Machinery and Equipment Outlay       | 85,601           |
| <b>TOTAL CAPITAL OUTLAYS</b>         | <b>85,601</b>    |
| <b>TOTAL NEW APPROPRIATIONS</b>      | <b>1,592,660</b> |

**D. COURT OF APPEALS**

For general administration and support, and operations, as indicated hereunder . . . . . P 3,503,927,000

New Appropriations, by Program

|                                       | Current Operating Expenditures |  |                      |                        |
|---------------------------------------|--------------------------------|--|----------------------|------------------------|
|                                       | Personnel Services             | Maintenance and<br>Other Operating<br>Expenses | Capital Outlays      | Total                  |
| <b>PROGRAMS</b>                       |                                |  |                      |                        |
| General Administration and Support    | P 1,690,011,000                | P 696,452,000                                  | P                    | P 2,386,463,000        |
| Operations                            | 384,564,000                    | 200,610,000                                    | 532,290,000          | 1,117,464,000          |
| <b>APPELLATE ADJUDICATION PROGRAM</b> | 384,564,000                    | 200,610,000                                    | 532,290,000          | 1,117,464,000          |
| <b>TOTAL NEW APPROPRIATIONS</b>       | <b>P 2,074,575,000</b>         | <b>P 897,062,000</b>                           | <b>P 532,290,000</b> | <b>P 3,503,927,000</b> |

**Special Provision(s)**

1. **Administration of Appropriations.** The appropriations provided herein for the Court of Appeals shall be administered by the Presiding Justice of the Court of Appeals, subject to the provisions of P.D. No. 985, as amended, E.O. No. 292 and other budgeting, accounting and auditing rules and regulations.

2. **Non-Recurring Expenses.** All non-recurring items of appropriations authorized herein such as, but not limited to, foreign-assisted projects and locally-funded projects, shall not form part of the Court of Appeals' appropriations that may not be reduced by Congress under Section 3, Article VIII of the Constitution. The Supreme Court en banc, through a resolution, shall affirm the items of appropriation in the Judiciary's budget that are non-recurring, as defined above, and which shall not be considered in the total appropriations that may not be reduced.

3. **Payment of Adjusted Pension.** The amounts appropriated herein for payment of pensions to retired Justices shall be adjusted at the rates authorized under Section 3-A of R.A. No. 910, as amended, and implemented by SC A.M. No. 91-8-225-C.A.

4. **Reporting and Posting Requirements.** The submission of the quarterly reports on its financial and physical accomplishments shall be in accordance with Section 99 of the General Provisions of this Act.

5. **Appropriations for Activities or Projects.** The amounts appropriated herein shall be used specifically for the following activities or projects in the indicated amounts and conditions:

New Appropriations, by Programs/Activities/Projects

| Current Operating Expenditures |  |                 |       |
|--------------------------------|--|-----------------|-------|
| Personnel Services             | Maintenance and<br>Other Operating<br>Expenses | Capital Outlays | Total |

31,138

|   |                  |
|---|------------------|
| Lump-sum for filling of Positions - Civilian          | 353,820          |
| Other Personnel Benefits                              | 30,450           |
| <b>Total Other Compensation for Specific Groups</b>   | <b>416,018</b>   |
| <b>Other Benefits</b>                                 |                  |
| PAG-IBIG Contributions                                | 1,687            |
| PhilHealth Contributions                              | 11,728           |
| Employees Compensation Insurance Premiums             | 1,687            |
| Retirement Gratuity                                   | 85,735           |
| Loyalty Award - Civilian                              | 1,490            |
| Terminal Leave  | 46,528           |
| <b>Total Other Benefits</b>                           | <b>148,855</b>   |
| <b>Other Personnel Benefits</b>                       |                  |
| Pension, Civilian Personnel                           | 334,271          |
| <b>Total Other Personnel Benefits</b>                 | <b>334,271</b>   |
| <b>Non-Permanent Positions</b>                        | <b>12,010</b>    |
| <b>Total Personnel Services</b>                       | <b>2,074,575</b> |
| <b>Maintenance and Other Operating Expenditures</b>   |                  |
| Travelling Expenses                                   | 56,629           |
| Training and Scholarship Expenses                     | 26,025           |
| Supplies and Materials Expenses                       | 195,379          |
| Utility Expenses                                      | 149,027          |
| Communication Expenses                                | 54,061           |
| Confidential, Intelligence and Extraordinary Expenses |                  |
| Extraordinary and Miscellaneous Expenses              | 15,277           |
| Professional Services                                 | 83,414           |
| General Services                                      | 56,737           |
| Repairs and Maintenance                               | 86,052           |
| Taxes, Insurance Premiums and Other Fees              | 7,920            |
| Other Maintenance and Operating Expenses              |                  |
| Advertising Expenses                                  | 2,392            |
| Printing and Publication Expenses                     | 1,109            |
| Transportation and Delivery Expenses                  | 1,056            |
| Rent/Lease Expenses                                   | 50,830           |
| Membership Dues and Contributions to Organizations    | 77               |
| Subscription Expenses                                 | 20,298           |
| Other Maintenance and Operating Expenses              | 90,779           |
| <b>Total Maintenance and Other Operating Expenses</b> | <b>897,062</b>   |
| <b>Total Current Operating Expenditures</b>           | <b>2,971,637</b> |
| <b>Capital Outlays</b>                                |                  |
| <b>Property, Plant and Equipment Outlay</b>           |                  |
| Land Outlay   | 214,290          |

|                                 |                  |
|---------------------------------|------------------|
| Buildings and Other Structures  | 300,000          |
| Transportation Equipment Outlay | 18,000           |
| Total Capital Outlays           | 532,290          |
| <b>TOTAL NEW APPROPRIATIONS</b> | <b>3,503,927</b> |

**E. COURT OF TAX APPEALS**

For general administration and support, and operations, as indicated hereunder . . . . . P 760,900,000

New Appropriations, by Program

|   | Current Operating Expenditures |  |                     |                      |
|---|--------------------------------|--|---------------------|----------------------|
|   | Personnel Services             | Maintenance and Other Operating Expenses | Capital Outlays     | Total                |
| <b>PROGRAMS</b>                           |                                |  |                     |                      |
| General Administration and Support        | P 468,716,000                  | P 70,872,000                             | P 26,883,000        | P 566,471,000        |
| Operations                                | 112,522,000                    | 81,907,000                               |                     | 194,429,000          |
| <b>TAX APPELLATE ADJUDICATION PROGRAM</b> | 112,522,000                    | 81,907,000                               |                     | 194,429,000          |
| <b>TOTAL NEW APPROPRIATIONS</b>           | P <u>581,238,000</u>           | P <u>152,779,000</u>                     | P <u>26,883,000</u> | P <u>760,900,000</u> |

**Special Provision(s)**

1. **Administration of Appropriations.** The appropriations provided herein for the Court of Tax Appeals shall be administered by the Presiding Justice of the Court of Tax Appeals, subject to the provisions of P.D. No. 985, as amended, E.O. No. 292 and other budgeting, accounting and auditing rules and regulations.

2. **Non-Recurring Expenses.** All non-recurring items of appropriations authorized herein such as, but not limited to, foreign-assisted projects and locally-funded projects, shall not form part of the Court of Tax Appeals' appropriations that may not be reduced by Congress under Section 3, Article VIII of the Constitution. The Supreme Court en banc, through a resolution, shall affirm the items of appropriation in the Judiciary's budget that are non-recurring, as defined above, and which shall not be considered in the total appropriations that may not be reduced.

3. **Payment of Adjusted Pension.** The amounts appropriated herein for payment of pensions to retired Justices shall be adjusted at the rates authorized under Section 3-A of R.A. No. 910, as amended, and implemented by SC A.M. No. 91-8-225-C.A.

4. **Reporting and Posting Requirements.** The submission of the quarterly reports on its financial and physical accomplishments shall be in accordance with Section 99 of the General Provisions of this Act.

5. **Appropriations for Activities or Projects.** The amounts appropriated herein shall be used specifically for the following activities or projects in the indicated amounts and conditions:

New Appropriations, by Programs/Activities/Projects

|  | Current Operating Expenditures |  |                 |       |
|--|--------------------------------|--|-----------------|-------|
|  | Personnel Services             | Maintenance and Other Operating Expenses | Capital Outlays | Total |

**PROGRAMS**

General Administration and Support



|  |   |                           |   |                           |   |                          |   |                           |
|--|---|---------------------------|---|---------------------------|---|--------------------------|---|---------------------------|
| General Management and Supervision   | P | 370,108,000               | P | 70,872,000                | P | 26,883,000               | P | 467,863,000               |
| Administration of Personnel Benefits   |   | <u>98,608,000</u>         |   |                           |   |                          |   | <u>98,608,000</u>         |
| Sub-total, General Administration and Support                                    |   | <u>468,716,000</u>        |   | <u>70,872,000</u>         |   | <u>26,883,000</u>        |   | <u>566,471,000</u>        |
| Operations   |   |                           |   |                           |   |                          |   |                           |
| Judgment of Tax Cases Independently,<br>Effectively and Efficiently Administered |   | <u>112,522,000</u>        |   | <u>81,907,000</u>         |   |                          |   | <u>194,429,000</u>        |
| TAX APPELLATE ADJUDICATION PROGRAM   |   | <u>112,522,000</u>        |   | <u>81,907,000</u>         |   |                          |   | <u>194,429,000</u>        |
| Adjudication of Tax, Customs and Assessment Cases                                |   | <u>112,522,000</u>        |   | <u>81,907,000</u>         |   |                          |   | <u>194,429,000</u>        |
| Sub-total, Operations  |   | <u>112,522,000</u>        |   | <u>81,907,000</u>         |   |                          |   | <u>194,429,000</u>        |
| TOTAL NEW APPROPRIATIONS   | P | <u><u>581,238,000</u></u> | P | <u><u>152,779,000</u></u> | P | <u><u>26,883,000</u></u> | P | <u><u>760,900,000</u></u> |

New Appropriations, by Object of Expenditures  
(In Thousand Pesos)

Current Operating Expenditures

Personnel Services

Civilian Personnel

Permanent Positions

|                               |              |
|-------------------------------|--------------|
| Basic Salary                  | 186,256      |
| Reclassification of Positions | <u>6,046</u> |

|                           |                |
|---------------------------|----------------|
| Total Permanent Positions | <u>192,302</u> |
|---------------------------|----------------|

Other Compensation Common to All

|                                     |              |
|-------------------------------------|--------------|
| Personnel Economic Relief Allowance | 6,516        |
| Representation Allowance            | 5,412        |
| Transportation Allowance            | 5,412        |
| Clothing and Uniform Allowance      | 1,632        |
| Overtime Pay                        | 2,773        |
| Mid-Year Bonus - Civilian           | 15,521       |
| Year End Bonus                      | 15,521       |
| Cash Gift                           | 1,360        |
| Productivity Enhancement Incentive  | 1,360        |
| Step Increment                      | <u>9,750</u> |

|  |               |
|--|---------------|
| Total Other Compensation Common to All | <u>65,257</u> |
|--|---------------|

Other Compensation for Specific Groups

|  |                |
|--|----------------|
| Magna Carta for Public Health Workers        | 995            |
| Longevity Pay                                | 4,560          |
| Lump-sum for filling of Positions - Civilian | 83,312         |
| Other Personnel Benefits                     | <u>149,695</u> |

|   |         |
|---|---------|
| Total Other Compensation for Specific Groups          | 238,562 |
| Other Benefits  |         |
| PAG-IBIG Contributions                                | 326     |
| PhilHealth Contributions                              | 6,261   |
| Employees Compensation Insurance Premiums             | 326     |
| Retirement Gratuity                                   | 16,174  |
| Loyalty Award - Civilian                              | 300     |
| Terminal Leave  | 20,992  |
| Total Other Benefits                                  | 44,379  |
| Other Personnel Benefits                              |         |
| Pension, Civilian Personnel                           | 38,234  |
| Total Other Personnel Benefits                        | 38,234  |
| Non-Permanent Positions                               | 2,504   |
| Total Personnel Services                              | 581,238 |
| Maintenance and Other Operating Expenses              |         |
| Travelling Expenses                                   | 12,551  |
| Training and Scholarship Expenses                     | 17,753  |
| Supplies and Materials Expenses                       | 26,023  |
| Utility Expenses                                      | 19,390  |
| Communication Expenses                                | 9,362   |
| Confidential, Intelligence and Extraordinary Expenses |         |
| Extraordinary and Miscellaneous Expenses              | 3,206   |
| Professional Services                                 | 2,645   |
| General Services                                      | 23,977  |
| Repairs and Maintenance                               | 9,980   |
| Taxes, Insurance Premiums and Other Fees              | 4,002   |
| Other Maintenance and Operating Expenses              |         |
| Advertising Expenses                                  | 1,259   |
| Printing and Publication Expenses                     | 180     |
| Representation Expenses                               | 16,797  |
| Transportation and Delivery Expenses                  | 1,814   |
| Rent/Lease Expenses                                   | 3,158   |
| Membership Dues and Contributions to Organizations    | 285     |
| Subscription Expenses                                 | 397     |
| Total Maintenance and Other Operating Expenses        | 152,779 |
| Total Current Operating Expenditures                  | 734,017 |
| Capital Outlays                                       |         |
| Property, Plant and Equipment Outlay                  |         |
| Machinery and Equipment Outlay                        |         |
| Transportation Equipment Outlay                       | 24,683  |
|   | 2,200   |
| Total Capital Outlays                                 | 26,883  |
| TOTAL NEW APPROPRIATIONS                              | 760,900 |

**GENERAL SUMMARY  
THE JUDICIARY**

|  | <u>Current Operating Expenditures</u> |   |                               |                                |
|--|---------------------------------------|---|-------------------------------|--------------------------------|
|  | <u>Personnel Services</u>             | <u>Maintenance and<br/>Other Operating<br/>Expenses</u> | <u>Capital Outlays</u>        | <u>Total</u>                   |
| A. SUPREME COURT OF THE PHILIPPINES AND THE LOWER COURTS | P 31,477,744,000                      | P 6,743,161,000   | P 1,499,306,000               | P 39,720,211,000               |
| B. PRESIDENTIAL ELECTORAL TRIBUNAL                       | 136,181,000                           | 13,839,000  | 7,300,000                     | 157,320,000                    |
| C. SANDIGANBAYAN   | 913,311,000                           | 593,748,000   | 85,601,000                    | 1,592,660,000                  |
| D. COURT OF APPEALS                                      | 2,074,575,000                         | 897,062,000   | 532,290,000                   | 3,503,927,000                  |
| E. COURT OF TAX APPEALS                                  | <u>581,238,000</u>                    | <u>152,779,000</u>                                      | <u>26,883,000</u>             | <u>760,900,000</u>             |
| TOTAL NEW APPROPRIATIONS, THE JUDICIARY                  | P <u><u>35,183,049,000</u></u>        | P <u><u>8,400,589,000</u></u>                           | P <u><u>2,151,380,000</u></u> | P <u><u>45,735,018,000</u></u> |

**XXXI. CIVIL SERVICE COMMISSION****A. CIVIL SERVICE COMMISSION**

For general administration and support, support to operations, and operations, including locally funded project(s), as indicated hereunder . . . . P 1,796,110,000

New Appropriations, by Programs/Activities/Projects

|  |          | Current Operating Expenditures |  |                       |                            |                               |
|--|----------|--------------------------------|--|-----------------------|----------------------------|-------------------------------|
|  |          | Personnel Services             | Maintenance and<br>Other Operating<br>Expenses | Financial Expenses    | Capital Outlays            | Total                         |
| <b>PROGRAMS</b>  |          |                                |  |                       |                            |                               |
| General Administration and Support                                     | P        | 628,146,000                    | P 262,108,000                                  | P 9,000               | P 20,294,000               | P 910,557,000                 |
| Support to Operations  |          | 41,134,000                     | 6,468,000                                      |                       |                            | 47,602,000                    |
| Operations   |          | <u>733,239,000</u>             | <u>104,712,000</u>                             |                       |                            | <u>837,951,000</u>            |
| CIVIL SERVICE HUMAN RESOURCE<br>GOVERNANCE PROGRAM                     |          | 30,751,000                     | 62,498,000                                     |                       |                            | 93,249,000                    |
| CIVIL SERVICE PROFESSIONALIZATION AND<br>WORKPLACE COOPERATION PROGRAM |          | 559,257,000                    | 34,704,000                                     |                       |                            | 593,961,000                   |
| ADMINISTRATIVE JUSTICE PROGRAM   |          | <u>143,231,000</u>             | <u>7,510,000</u>                               |                       |                            | <u>150,741,000</u>            |
| <b>TOTAL NEW APPROPRIATIONS</b>  | <b>P</b> | <b><u>1,402,519,000</u></b>    | <b>P <u>373,288,000</u></b>                    | <b>P <u>9,000</u></b> | <b>P <u>20,294,000</u></b> | <b>P <u>1,796,110,000</u></b> |

**Special Provision(s)**

1. **Organizational Structure.** Notwithstanding any provision of law to the contrary and within the limits of appropriations in this Act, the Chairperson of CSC is hereby authorized to:

- formulate and implement the CSC's organizational structure;
- fix and determine the salaries, allowances and other benefits of personnel of the CSC in accordance with the rates and levels authorized under R.A. No. 6758, as amended, and R.A. No. 6686, as amended; and
- create new positions, transfer an item or make other adjustments in the Personnel Services itemization, whenever public interest so requires.

Implementation of the foregoing shall be subject to: (i) compliance with organization, staffing and position classification and compensation standards of the DBM; (ii) scrap and build policy; and (iii) submission to DBM of a resolution stating the changes in the organization and staffing in accordance with the foregoing standards and policy for proper documentation.

The officials and employees whose positions are affected by a reorganization shall be granted retirement benefits or separation pay in accordance with existing laws, which shall be payable from any unexpended balance of, or savings in the appropriations of the CSC.

2. **Use of Savings.** The Chairperson of CSC is hereby authorized to use savings to augment actual deficiencies in its appropriations in accordance with Section 25(5), Article VI of the Constitution and the General Provisions of this Act.

3. **Reporting and Posting Requirements.** The submission of the quarterly reports on its financial and physical accomplishments shall be in accordance with Section 99 of the General Provisions of this Act.

4. **Appropriations for Activities or Projects.** The amounts appropriated herein shall be used specifically for the following activities or projects in the indicated amounts and conditions:

New Appropriations, by Programs/Activities/Projects

|  |  | Current Operating Expenditures |  |                    |                 |       |
|--|--|--------------------------------|--|--------------------|-----------------|-------|
|  |  | Personnel Services             | Maintenance and<br>Other Operating<br>Expenses | Financial Expenses | Capital Outlays | Total |

**PROGRAMS**

## General Administration and Support

|  |   |                    |   |                    |   |              |   |                   |   |                    |
|--|---|--------------------|---|--------------------|---|--------------|---|-------------------|---|--------------------|
| General Management and Supervision     | P | <u>355,162,000</u> | P | <u>262,108,000</u> | P | <u>9,000</u> | P | <u>20,294,000</u> | P | <u>637,573,000</u> |
| National Capital Region (NCR)          |   | <u>214,986,000</u> |   | <u>237,595,000</u> |   | <u>9,000</u> |   | <u>20,294,000</u> |   | <u>472,884,000</u> |
| Central Office                         |   | 200,039,000        |   | 231,198,000        |   | 9,000        |   | 20,294,000        |   | 451,540,000        |
| Regional Office - NCR                  |   | 14,947,000         |   | 6,397,000          |   |              |   |                   |   | 21,344,000         |
| Region I - Ilocos                      |   | <u>10,242,000</u>  |   | <u>2,161,000</u>   |   |              |   |                   |   | <u>12,403,000</u>  |
| Regional Office - I                    |   | 10,242,000         |   | 2,161,000          |   |              |   |                   |   | 12,403,000         |
| Cordillera Administrative Region (CAR) |   | <u>9,483,000</u>   |   | <u>1,366,000</u>   |   |              |   |                   |   | <u>10,849,000</u>  |
| Regional Office - CAR                  |   | 9,483,000          |   | 1,366,000          |   |              |   |                   |   | 10,849,000         |
| Region II - Cagayan Valley             |   | <u>6,782,000</u>   |   | <u>1,342,000</u>   |   |              |   |                   |   | <u>8,124,000</u>   |
| Regional Office - II                   |   | 6,782,000          |   | 1,342,000          |   |              |   |                   |   | 8,124,000          |
| Region III - Central Luzon             |   | <u>8,107,000</u>   |   | <u>1,800,000</u>   |   |              |   |                   |   | <u>9,907,000</u>   |
| Regional Office - III                  |   | 8,107,000          |   | 1,800,000          |   |              |   |                   |   | 9,907,000          |
| Region IVA - CALABARZON                |   | <u>11,662,000</u>  |   | <u>2,123,000</u>   |   |              |   |                   |   | <u>13,785,000</u>  |
| Regional Office - IVA                  |   | 11,662,000         |   | 2,123,000          |   |              |   |                   |   | 13,785,000         |
| Region V - Bicol                       |   | <u>6,479,000</u>   |   | <u>1,892,000</u>   |   |              |   |                   |   | <u>8,371,000</u>   |
| Regional Office - V                    |   | 6,479,000          |   | 1,892,000          |   |              |   |                   |   | 8,371,000          |
| Region VI - Western Visayas            |   | <u>8,571,000</u>   |   | <u>1,756,000</u>   |   |              |   |                   |   | <u>10,327,000</u>  |
| Regional Office - VI                   |   | 8,571,000          |   | 1,756,000          |   |              |   |                   |   | 10,327,000         |
| Region VII - Central Visayas           |   | <u>10,268,000</u>  |   | <u>2,018,000</u>   |   |              |   |                   |   | <u>12,286,000</u>  |
| Regional Office - VII                  |   | 10,268,000         |   | 2,018,000          |   |              |   |                   |   | 12,286,000         |
| Region VIII - Eastern Visayas          |   | <u>11,677,000</u>  |   | <u>1,921,000</u>   |   |              |   |                   |   | <u>13,598,000</u>  |
| Regional Office - VIII                 |   | 11,677,000         |   | 1,921,000          |   |              |   |                   |   | 13,598,000         |
| Region IX - Zamboanga Peninsula        |   | <u>8,522,000</u>   |   | <u>1,219,000</u>   |   |              |   |                   |   | <u>9,741,000</u>   |
| Regional Office - IX                   |   | 8,522,000          |   | 1,219,000          |   |              |   |                   |   | 9,741,000          |
| Region X - Northern Mindanao           |   | <u>9,698,000</u>   |   | <u>1,864,000</u>   |   |              |   |                   |   | <u>11,562,000</u>  |
| Regional Office - X                    |   | 9,698,000          |   | 1,864,000          |   |              |   |                   |   | 11,562,000         |

|  |             |             |       |            |             |
|--|-------------|-------------|-------|------------|-------------|
| Region XI - Davao  | 10,484,000  | 1,633,000   |       |            | 12,117,000  |
| Regional Office - XI   | 10,484,000  | 1,633,000   |       |            | 12,117,000  |
| Region XII - SOCCSKSARGEN  | 9,159,000   | 813,000     |       |            | 9,972,000   |
| Regional Office - XII  | 9,159,000   | 813,000     |       |            | 9,972,000   |
| Region XIII - Caraga   | 9,058,000   | 1,585,000   |       |            | 10,643,000  |
| Regional Office - XIII   | 9,058,000   | 1,585,000   |       |            | 10,643,000  |
| Bangsamoro Autonomous Region in<br>Muslim Mindanao   | 9,984,000   | 1,020,000   |       |            | 11,004,000  |
| Regional Office - BARMM  | 9,984,000   | 1,020,000   |       |            | 11,004,000  |
| Administration of Personnel Benefits   | 272,984,000 |             |       |            | 272,984,000 |
| National Capital Region (NCR)  | 269,497,000 |             |       |            | 269,497,000 |
| Central Office   | 269,497,000 |             |       |            | 269,497,000 |
| Region II - Cagayan Valley   | 292,000     |             |       |            | 292,000     |
| Regional Office - II   | 292,000     |             |       |            | 292,000     |
| Region III - Central Luzon   | 207,000     |             |       |            | 207,000     |
| Regional Office - III  | 207,000     |             |       |            | 207,000     |
| Region VIII - Eastern Visayas  | 2,292,000   |             |       |            | 2,292,000   |
| Regional Office - VIII   | 2,292,000   |             |       |            | 2,292,000   |
| Region IX - Zamboanga Peninsula  | 696,000     |             |       |            | 696,000     |
| Regional Office - IX   | 696,000     |             |       |            | 696,000     |
| Sub-total, General Administration and Support  | 628,146,000 | 262,108,000 | 9,000 | 20,294,000 | 910,557,000 |
| Support to Operations  |             |             |       |            |             |
| Corporate Communication, Internal Planning,<br>Internal Audit, ICT Management, and<br>Commission Secretariat and Legislative/<br>External Relations Activities | 41,134,000  | 6,468,000   |       |            | 47,602,000  |
| National Capital Region (NCR)  | 41,134,000  | 6,468,000   |       |            | 47,602,000  |
| Central Office   | 41,134,000  | 6,468,000   |       |            | 47,602,000  |
| Sub-total, Support to Operations   | 41,134,000  | 6,468,000   |       |            | 47,602,000  |

## Operations

|   |                    |                    |                    |
|---|--------------------|--------------------|--------------------|
| Improved Quality of Civil Servants  | <u>733,239,000</u> | <u>104,712,000</u> | <u>837,951,000</u> |
| <b>CIVIL SERVICE HUMAN RESOURCE GOVERNANCE PROGRAM</b>  | <u>30,751,000</u>  | <u>62,498,000</u>  | <u>93,249,000</u>  |
| <b>CIVIL SERVICE HR POLICY AND INFORMATION MANAGEMENT SUB-PROGRAM</b>                             | <u>15,841,000</u>  | <u>17,533,000</u>  | <u>33,374,000</u>  |
| HR Accreditation and HR policy research development implementation, and monitoring and evaluation | <u>14,773,000</u>  | <u>16,645,000</u>  | <u>31,418,000</u>  |
| National Capital Region (NCR)   | <u>14,773,000</u>  | <u>5,959,000</u>   | <u>20,732,000</u>  |
| Central Office  | 14,773,000         | 4,680,000          | 19,453,000         |
| Regional Office - NCR   |                    | 1,279,000          | 1,279,000          |
| Region I - Ilocos   |                    | <u>648,000</u>     | <u>648,000</u>     |
| Regional Office - I   |                    | 648,000            | 648,000            |
| Cordillera Administrative Region (CAR)  |                    | <u>719,000</u>     | <u>719,000</u>     |
| Regional Office - CAR   |                    | 719,000            | 719,000            |
| Region II - Cagayan Valley  |                    | <u>663,000</u>     | <u>663,000</u>     |
| Regional Office - II  |                    | 663,000            | 663,000            |
| Region III - Central Luzon  |                    | <u>984,000</u>     | <u>984,000</u>     |
| Regional Office - III   |                    | 984,000            | 984,000            |
| Region IVA - CALABARZON   |                    | <u>1,371,000</u>   | <u>1,371,000</u>   |
| Regional Office - IVA   |                    | 1,371,000          | 1,371,000          |
| Region V - Bicol  |                    | <u>746,000</u>     | <u>746,000</u>     |
| Regional Office - V   |                    | 746,000            | 746,000            |
| Region VI - Western Visayas   |                    | <u>962,000</u>     | <u>962,000</u>     |
| Regional Office - VI  |                    | 962,000            | 962,000            |
| Region VII - Central Visayas  |                    | <u>661,000</u>     | <u>661,000</u>     |
| Regional Office - VII   |                    | 661,000            | 661,000            |
| Region VIII - Eastern Visayas   |                    | <u>790,000</u>     | <u>790,000</u>     |
| Regional Office - VIII  |                    | 790,000            | 790,000            |

|   |                    |                   |                    |
|---|--------------------|-------------------|--------------------|
| Region IX - Zamboanga Peninsula   |                    | <u>484,000</u>    | <u>484,000</u>     |
| Regional Office - IX  |                    | 484,000           | 484,000            |
| Region X - Northern Mindanao  |                    | <u>625,000</u>    | <u>625,000</u>     |
| Regional Office - X   |                    | 625,000           | 625,000            |
| Region XI - Davao   |                    | <u>757,000</u>    | <u>757,000</u>     |
| Regional Office - XI  |                    | 757,000           | 757,000            |
| Region XII - SOCCSKSARGEN   |                    | <u>346,000</u>    | <u>346,000</u>     |
| Regional Office - XII   |                    | 346,000           | 346,000            |
| Region XIII - Caraga  |                    | <u>507,000</u>    | <u>507,000</u>     |
| Regional Office - XIII  |                    | 507,000           | 507,000            |
| Bangsamoro Autonomous Region in<br>Muslim Mindanao                                    |                    | <u>423,000</u>    | <u>423,000</u>     |
| Regional Office - BARMM   |                    | 423,000           | 423,000            |
| Government HR records management<br>and Government HR inventory                       | <u>1,068,000</u>   | <u>888,000</u>    | <u>1,956,000</u>   |
| National Capital Region (NCR)   | <u>1,068,000</u>   | <u>888,000</u>    | <u>1,956,000</u>   |
| Central Office  | 1,068,000          | 888,000           | 1,956,000          |
| <b>PUBLIC ASSISTANCE SUB-PROGRAM</b>  | <u>14,910,000</u>  | <u>44,965,000</u> | <u>59,875,000</u>  |
| Public Assistance and Contact Center<br>ng Bayan operations/services                  | <u>14,910,000</u>  | <u>5,626,000</u>  | <u>20,536,000</u>  |
| National Capital Region (NCR)   | <u>14,910,000</u>  | <u>5,626,000</u>  | <u>20,536,000</u>  |
| Central Office  | 14,910,000         | 5,626,000         | 20,536,000         |
| <b>Project(s)</b>   |                    |                   |                    |
| Locally-Funded Project(s)   |                    | <u>39,339,000</u> | <u>39,339,000</u>  |
| Implementation of R.A. No. 9485 Otherwise<br>Known as the "Anti-Red Tape Act of 2007" |                    | <u>39,339,000</u> | <u>39,339,000</u>  |
| National Capital Region (NCR)   |                    | <u>39,339,000</u> | <u>39,339,000</u>  |
| Central Office  |                    | 39,339,000        | 39,339,000         |
| <b>CIVIL SERVICE PROFESSIONALIZATION AND<br/>WORKPLACE COOPERATION PROGRAM</b>        | <u>559,257,000</u> | <u>34,704,000</u> | <u>593,961,000</u> |
| <b>CIVIL SERVICE PROFESSIONALIZATION<br/>SUB-PROGRAM</b>                              | <u>420,160,000</u> | <u>22,167,000</u> | <u>442,327,000</u> |



|  |             |            |             |
|--|-------------|------------|-------------|
| Grant of Eligibility (Via Eligibility Examinations and Special Laws), Appointments Validation/ Attestation and Rewards and Recognition/ Honor Awards | 420,160,000 | 22,167,000 | 442,327,000 |
| National Capital Region (NCR)  | 89,462,000  | 18,872,000 | 108,334,000 |
| Central Office   | 28,374,000  | 18,427,000 | 46,801,000  |
| Regional Office - NCR  | 61,088,000  | 445,000    | 61,533,000  |
| Region I - Ilocos  | 24,152,000  | 345,000    | 24,497,000  |
| Regional Office - I  | 24,152,000  | 345,000    | 24,497,000  |
| Cordillera Administrative Region (CAR)   | 17,663,000  | 205,000    | 17,868,000  |
| Regional Office - CAR  | 17,663,000  | 205,000    | 17,868,000  |
| Region II - Cagayan Valley   | 19,158,000  | 196,000    | 19,354,000  |
| Regional Office - II   | 19,158,000  | 196,000    | 19,354,000  |
| Region III - Central Luzon   | 28,616,000  | 265,000    | 28,881,000  |
| Regional Office - III  | 28,616,000  | 265,000    | 28,881,000  |
| Region IVA - CALABARZON  | 30,621,000  | 305,000    | 30,926,000  |
| Regional Office - IVA  | 30,621,000  | 305,000    | 30,926,000  |
| Region V - Bicol   | 24,355,000  | 215,000    | 24,570,000  |
| Regional Office - V  | 24,355,000  | 215,000    | 24,570,000  |
| Region VI - Western Visayas  | 25,384,000  | 201,000    | 25,585,000  |
| Regional Office - VI   | 25,384,000  | 201,000    | 25,585,000  |
| Region VII - Central Visayas   | 25,603,000  | 205,000    | 25,808,000  |
| Regional Office - VII  | 25,603,000  | 205,000    | 25,808,000  |
| Region VIII - Eastern Visayas  | 23,371,000  | 212,000    | 23,583,000  |
| Regional Office - VIII   | 23,371,000  | 212,000    | 23,583,000  |
| Region IX - Zamboanga Peninsula  | 17,703,000  | 208,000    | 17,911,000  |
| Regional Office - IX   | 17,703,000  | 208,000    | 17,911,000  |
| Region X - Northern Mindanao   | 17,212,000  | 152,000    | 17,364,000  |
| Regional Office - X  | 17,212,000  | 152,000    | 17,364,000  |
| Region XI - Davao  | 22,231,000  | 158,000    | 22,389,000  |
| Regional Office - XI   | 22,231,000  | 158,000    | 22,389,000  |

|  |                    |                   |                    |
|--|--------------------|-------------------|--------------------|
| Region XII - SOCCSKSARGEN  | 21,409,000         | 256,000           | 21,665,000         |
| Regional Office - XII  | 21,409,000         | 256,000           | 21,665,000         |
| Region XIII - Caraga   | 18,420,000         | 127,000           | 18,547,000         |
| Regional Office - XIII   | 18,420,000         | 127,000           | 18,547,000         |
| Bangsamoro Autonomous Region in<br>Muslim Mindanao                       | 14,800,000         | 245,000           | 15,045,000         |
| Regional Office - BARMM  | 14,800,000         | 245,000           | 15,045,000         |
| <b>CIVIL SERVICE CAPABILITY BUILDING<br/>SUB-PROGRAM</b>                 | <b>123,601,000</b> | <b>10,762,000</b> | <b>134,363,000</b> |
| Competency-based learning and development<br>including GAD mainstreaming | 123,601,000        | 10,762,000        | 134,363,000        |
| National Capital Region (NCR)  | 24,566,000         | 5,320,000         | 29,886,000         |
| Central Office   | 17,171,000         | 4,745,000         | 21,916,000         |
| Regional Office - NCR  | 7,395,000          | 575,000           | 7,970,000          |
| Region I - Ilocos  | 7,435,000          | 341,000           | 7,776,000          |
| Regional Office - I  | 7,435,000          | 341,000           | 7,776,000          |
| Cordillera Administrative Region (CAR)                                   | 7,018,000          | 278,000           | 7,296,000          |
| Regional Office - CAR  | 7,018,000          | 278,000           | 7,296,000          |
| Region II - Cagayan Valley   | 6,662,000          | 243,000           | 6,905,000          |
| Regional Office - II   | 6,662,000          | 243,000           | 6,905,000          |
| Region III - Central Luzon   | 7,441,000          | 560,000           | 8,001,000          |
| Regional Office - III  | 7,441,000          | 560,000           | 8,001,000          |
| Region IVA - CALABARZON  | 3,692,000          | 678,000           | 4,370,000          |
| Regional Office - IVA  | 3,692,000          | 678,000           | 4,370,000          |
| Region V - Bicol   | 6,661,000          | 342,000           | 7,003,000          |
| Regional Office - V  | 6,661,000          | 342,000           | 7,003,000          |
| Region VI - Western Visayas  | 5,851,000          | 416,000           | 6,267,000          |
| Regional Office - VI   | 5,851,000          | 416,000           | 6,267,000          |
| Region VII - Central Visayas   | 6,652,000          | 415,000           | 7,067,000          |
| Regional Office - VII  | 6,652,000          | 415,000           | 7,067,000          |

|  |            |           |            |
|--|------------|-----------|------------|
| Region VIII - Eastern Visayas                      | 8,516,000  | 344,000   | 8,860,000  |
| Regional Office - VIII                             | 8,516,000  | 344,000   | 8,860,000  |
| Region IX - Zamboanga Peninsula                    | 6,421,000  | 281,000   | 6,702,000  |
| Regional Office - IX                               | 6,421,000  | 281,000   | 6,702,000  |
| Region X - Northern Mindanao                       | 5,006,000  | 348,000   | 5,354,000  |
| Regional Office - X                                | 5,006,000  | 348,000   | 5,354,000  |
| Region XI - Davao                                  | 9,970,000  | 311,000   | 10,281,000 |
| Regional Office - XI                               | 9,970,000  | 311,000   | 10,281,000 |
| Region XII - SOCCSKSARGEN                          | 6,078,000  | 290,000   | 6,368,000  |
| Regional Office - XII                              | 6,078,000  | 290,000   | 6,368,000  |
| Region XIII - Caraga                               | 5,588,000  | 296,000   | 5,884,000  |
| Regional Office - XIII                             | 5,588,000  | 296,000   | 5,884,000  |
| Bangsamoro Autonomous Region in<br>Muslim Mindanao | 6,044,000  | 299,000   | 6,343,000  |
| Regional Office - BARMM                            | 6,044,000  | 299,000   | 6,343,000  |
| <b>PUBLIC SECTOR UNIONISM SUB-PROGRAM</b>          | 15,496,000 | 1,775,000 | 17,271,000 |
| Promoting and Harnessing Public Sector Unionism    | 15,496,000 | 1,775,000 | 17,271,000 |
| National Capital Region (NCR)                      | 15,496,000 | 1,082,000 | 16,578,000 |
| Central Office                                     | 15,496,000 | 994,000   | 16,490,000 |
| Regional Office - NCR                              |            | 88,000    | 88,000     |
| Region I - Ilocos                                  |            | 40,000    | 40,000     |
| Regional Office - I                                |            | 40,000    | 40,000     |
| Cordillera Administrative Region (CAR)             |            | 30,000    | 30,000     |
| Regional Office - CAR                              |            | 30,000    | 30,000     |
| Region II - Cagayan Valley                         |            | 30,000    | 30,000     |
| Regional Office - II                               |            | 30,000    | 30,000     |
| Region III - Central Luzon                         |            | 50,000    | 50,000     |
| Regional Office - III                              |            | 50,000    | 50,000     |
| Region IVA - CALABARZON                            |            | 65,000    | 65,000     |
| Regional Office - IVA                              |            | 65,000    | 65,000     |

|  |                    |                  |                    |
|--|--------------------|------------------|--------------------|
| Region V - Bicol                                   |                    | <u>40,000</u>    | <u>40,000</u>      |
| Regional Office - V                                |                    | 40,000           | 40,000             |
| Region VI - Western Visayas                        |                    | <u>50,000</u>    | <u>50,000</u>      |
| Regional Office - VI                               |                    | 50,000           | 50,000             |
| Region VII - Central Visayas                       |                    | <u>40,000</u>    | <u>40,000</u>      |
| Regional Office - VII                              |                    | 40,000           | 40,000             |
| Region VIII - Eastern Visayas                      |                    | <u>40,000</u>    | <u>40,000</u>      |
| Regional Office - VIII                             |                    | 40,000           | 40,000             |
| Region IX - Zamboanga Peninsula                    |                    | <u>40,000</u>    | <u>40,000</u>      |
| Regional Office - IX                               |                    | 40,000           | 40,000             |
| Region X - Northern Mindanao                       |                    | <u>50,000</u>    | <u>50,000</u>      |
| Regional Office - X                                |                    | 50,000           | 50,000             |
| Region XI - Davao                                  |                    | <u>50,000</u>    | <u>50,000</u>      |
| Regional Office - XI                               |                    | 50,000           | 50,000             |
| Region XII - SOCCSKSARGEN                          |                    | <u>88,000</u>    | <u>88,000</u>      |
| Regional Office - XII                              |                    | 88,000           | 88,000             |
| Region XIII - Caraga                               |                    | <u>40,000</u>    | <u>40,000</u>      |
| Regional Office - XIII                             |                    | 40,000           | 40,000             |
| Bangsamoro Autonomous Region in<br>Muslim Mindanao |                    | <u>40,000</u>    | <u>40,000</u>      |
| Regional Office - BARMM                            |                    | 40,000           | 40,000             |
| ADMINISTRATIVE JUSTICE PROGRAM                     | <u>143,231,000</u> | <u>7,510,000</u> | <u>150,741,000</u> |
| Efficient and effective administrative justice     | <u>143,231,000</u> | <u>7,510,000</u> | <u>150,741,000</u> |
| National Capital Region (NCR)                      | <u>60,297,000</u>  | <u>3,447,000</u> | <u>63,744,000</u>  |
| Central Office                                     | 51,119,000         | 2,997,000        | 54,116,000         |
| Regional Office - NCR                              | 9,178,000          | 450,000          | 9,628,000          |
| Region I - Ilocos                                  | <u>6,269,000</u>   | <u>149,000</u>   | <u>6,418,000</u>   |
| Regional Office - I                                | 6,269,000          | 149,000          | 6,418,000          |
| Cordillera Administrative Region (CAR)             | <u>5,322,000</u>   | <u>148,000</u>   | <u>5,470,000</u>   |
| Regional Office - CAR                              | 5,322,000          | 148,000          | 5,470,000          |

|  |                        |                      |                |                     |                        |
|--|------------------------|----------------------|----------------|---------------------|------------------------|
| Region II - Cagayan Valley                         | <u>7,120,000</u>       | <u>141,000</u>       |                |                     | <u>7,261,000</u>       |
| Regional Office - II                               | 7,120,000              | 141,000              |                |                     | 7,261,000              |
| Region III - Central Luzon                         | <u>4,103,000</u>       | <u>261,000</u>       |                |                     | <u>4,364,000</u>       |
| Regional Office - III                              | 4,103,000              | 261,000              |                |                     | 4,364,000              |
| Region IVA - CALABARZON                            | <u>5,664,000</u>       | <u>497,000</u>       |                |                     | <u>6,161,000</u>       |
| Regional Office - IVA                              | 5,664,000              | 497,000              |                |                     | 6,161,000              |
| Region V - Bicol                                   | <u>6,038,000</u>       | <u>240,000</u>       |                |                     | <u>6,278,000</u>       |
| Regional Office - V                                | 6,038,000              | 240,000              |                |                     | 6,278,000              |
| Region VI - Western Visayas                        | <u>6,411,000</u>       | <u>244,000</u>       |                |                     | <u>6,655,000</u>       |
| Regional Office - VI                               | 6,411,000              | 244,000              |                |                     | 6,655,000              |
| Region VII - Central Visayas                       | <u>5,784,000</u>       | <u>240,000</u>       |                |                     | <u>6,024,000</u>       |
| Regional Office - VII                              | 5,784,000              | 240,000              |                |                     | 6,024,000              |
| Region VIII - Eastern Visayas                      | <u>6,310,000</u>       | <u>240,000</u>       |                |                     | <u>6,550,000</u>       |
| Regional Office - VIII                             | 6,310,000              | 240,000              |                |                     | 6,550,000              |
| Region IX - Zamboanga Peninsula                    | <u>5,937,000</u>       | <u>240,000</u>       |                |                     | <u>6,177,000</u>       |
| Regional Office - IX                               | 5,937,000              | 240,000              |                |                     | 6,177,000              |
| Region X - Northern Mindanao                       | <u>6,242,000</u>       | <u>240,000</u>       |                |                     | <u>6,482,000</u>       |
| Regional Office - X                                | 6,242,000              | 240,000              |                |                     | 6,482,000              |
| Region XI - Davao                                  | <u>6,405,000</u>       | <u>250,000</u>       |                |                     | <u>6,655,000</u>       |
| Regional Office - XI                               | 6,405,000              | 250,000              |                |                     | 6,655,000              |
| Region XII - SOCCSKSARGEN                          | <u>3,502,000</u>       | <u>571,000</u>       |                |                     | <u>4,073,000</u>       |
| Regional Office - XII                              | 3,502,000              | 571,000              |                |                     | 4,073,000              |
| Region XIII - Caraga                               | <u>5,137,000</u>       | <u>402,000</u>       |                |                     | <u>5,539,000</u>       |
| Regional Office - XIII                             | 5,137,000              | 402,000              |                |                     | 5,539,000              |
| Bangsamoro Autonomous Region in<br>Muslim Mindanao | <u>2,690,000</u>       | <u>200,000</u>       |                |                     | <u>2,890,000</u>       |
| Regional Office - BARMM                            | 2,690,000              | 200,000              |                |                     | 2,890,000              |
| Sub-total, Operations                              | <u>733,239,000</u>     | <u>104,712,000</u>   |                |                     | <u>837,951,000</u>     |
| TOTAL NEW APPROPRIATIONS                           | P <u>1,402,519,000</u> | P <u>373,288,000</u> | P <u>9,000</u> | P <u>20,294,000</u> | P <u>1,796,110,000</u> |

New Appropriations, by Object of Expenditures

(In Thousand Pesos)

## Current Operating Expenditures

## Personnel Services

## Civilian Personnel

## Permanent Positions

|              |         |
|--------------|---------|
| Basic Salary | 834,849 |
|--------------|---------|

|                           |         |
|---------------------------|---------|
| Total Permanent Positions | 834,849 |
|---------------------------|---------|

## Other Compensation Common to All

|                                     |        |
|-------------------------------------|--------|
| Personnel Economic Relief Allowance | 29,280 |
|-------------------------------------|--------|

|                          |        |
|--------------------------|--------|
| Representation Allowance | 19,998 |
|--------------------------|--------|

|                          |        |
|--------------------------|--------|
| Transportation Allowance | 19,098 |
|--------------------------|--------|

|                                |       |
|--------------------------------|-------|
| Clothing and Uniform Allowance | 7,320 |
|--------------------------------|-------|

|           |     |
|-----------|-----|
| Honoraria | 625 |
|-----------|-----|

|                           |        |
|---------------------------|--------|
| Mid-Year Bonus - Civilian | 69,571 |
|---------------------------|--------|

|                |        |
|----------------|--------|
| Year End Bonus | 69,571 |
|----------------|--------|

|           |       |
|-----------|-------|
| Cash Gift | 6,100 |
|-----------|-------|

|           |    |
|-----------|----|
| Per Diems | 85 |
|-----------|----|

|                                    |       |
|------------------------------------|-------|
| Productivity Enhancement Incentive | 6,100 |
|------------------------------------|-------|

|                |       |
|----------------|-------|
| Step Increment | 2,083 |
|----------------|-------|

|  |         |
|--|---------|
| Total Other Compensation Common to All | 229,831 |
|--|---------|

## Other Compensation for Specific Groups

|  |         |
|--|---------|
| Lump-sum for filling of Positions - Civilian | 238,164 |
|--|---------|

|  |         |
|--|---------|
| Total Other Compensation for Specific Groups | 238,164 |
|--|---------|

## Other Benefits

|                        |       |
|------------------------|-------|
| PHG-IBIG Contributions | 1,463 |
|------------------------|-------|

|                          |        |
|--------------------------|--------|
| PhilHealth Contributions | 12,001 |
|--------------------------|--------|

|   |       |
|---|-------|
| Employees Compensation Insurance Premiums | 1,463 |
|---|-------|

|                     |        |
|---------------------|--------|
| Retirement Gratuity | 20,574 |
|---------------------|--------|

|                |        |
|----------------|--------|
| Terminal Leave | 14,246 |
|----------------|--------|

|                      |        |
|----------------------|--------|
| Total Other Benefits | 49,747 |
|----------------------|--------|

## Other Personnel Benefits

|                             |        |
|-----------------------------|--------|
| Pension, Civilian Personnel | 38,729 |
|-----------------------------|--------|

|                                |        |
|--------------------------------|--------|
| Total Other Personnel Benefits | 38,729 |
|--------------------------------|--------|

|                         |        |
|-------------------------|--------|
| Non-Permanent Positions | 11,199 |
|-------------------------|--------|

|                          |           |
|--------------------------|-----------|
| Total Personnel Services | 1,402,519 |
|--------------------------|-----------|

|   |                  |
|---|------------------|
| <b>Maintenance and Other Operating Expenses</b>       |                  |
| Travelling Expenses                                   | 26,761           |
| Training and Scholarship Expenses                     | 17,894           |
| Supplies and Materials Expenses                       | 47,825           |
| Utility Expenses                                      | 28,520           |
| Communication Expenses                                | 56,252           |
| Awards/Rewards and Prizes                             | 24,165           |
| Confidential, Intelligence and Extraordinary Expenses |                  |
| Extraordinary and Miscellaneous Expenses              | 6,131            |
| Professional Services                                 | 29,980           |
| General Services                                      | 40,505           |
| Repairs and Maintenance                               | 20,383           |
| Financial Assistance/Subsidy                          | 10,000           |
| Taxes, Insurance Premiums and Other Fees              | 2,151            |
| Labor and Wages                                       | 13,037           |
| Other Maintenance and Operating Expenses              |                  |
| Advertising Expenses                                  | 6,197            |
| Printing and Publication Expenses                     | 3,845            |
| Representation Expenses                               | 12,664           |
| Transportation and Delivery Expenses                  | 4,963            |
| Rent/Lease Expenses                                   | 4,471            |
| Membership Dues and Contributions to Organizations    | 109              |
| Subscription Expenses                                 | 17,435           |
|   | <hr/>            |
| <b>Total Maintenance and Other Operating Expenses</b> | <b>373,288</b>   |
|   | <hr/>            |
| <b>Financial Expenses</b>                             |                  |
| Bank Charges  | 9                |
|   | <hr/>            |
| <b>Total Financial Expenses</b>                       | <b>9</b>         |
|   | <hr/>            |
| <b>Total Current Operating Expenditures</b>           | <b>1,775,816</b> |
|   | <hr/>            |
| <b>Capital Outlays</b>                                |                  |
| Property, Plant and Equipment Outlay                  |                  |
| Machinery and Equipment Outlay                        | 20,294           |
|   | <hr/>            |
| <b>Total Capital Outlays</b>                          | <b>20,294</b>    |
|   | <hr/>            |
| <b>TOTAL NEW APPROPRIATIONS</b>                       | <b>1,796,110</b> |
|   | <hr/> <hr/>      |

**B. CAREER EXECUTIVE SERVICE BOARD**

For general administration and support, support to operations and operations, as indicated hereunder . . . . . P 70,568,000

**New Appropriations, by Program**

| <hr/> Current Operating Expenditures <hr/> |  |                    |                 |       |
|--|--|--------------------|-----------------|-------|
|  | Maintenance and<br>Other Operating<br>Expenses | Financial Expenses | Capital Outlays | Total |
| Personnel Services                         |  |                    |                 |       |

**PROGRAMS**

|  |   |                   |   |                   |   |              |   |               |   |                   |
|--|---|-------------------|---|-------------------|---|--------------|---|---------------|---|-------------------|
| General Administration and Support                 | P | 9,757,000         | P | 14,887,000        | P | 1,000        | P | 32,000        | P | 24,677,000        |
| Support to Operations                              |   | 4,339,000         |   | 4,504,000         |   | 1,000        |   |               |   | 8,844,000         |
| Operations   |   | <u>14,870,000</u> |   | <u>22,175,000</u> |   | <u>2,000</u> |   |               |   | <u>37,047,000</u> |
| CAREER EXECUTIVE SCREENING AND DEVELOPMENT PROGRAM |   | <u>14,870,000</u> |   | <u>22,175,000</u> |   | <u>2,000</u> |   |               |   | <u>37,047,000</u> |
| TOTAL NEW APPROPRIATIONS                           | P | <u>28,966,000</u> | P | <u>41,566,000</u> | P | <u>4,000</u> | P | <u>32,000</u> | P | <u>70,568,000</u> |

**Special Provision(s)**

1. **Reporting and Posting Requirements.** The submission of the quarterly reports on its financial and physical accomplishments shall be in accordance with Section 99 of the General Provisions of this Act.

2. **Appropriations for Activities or Projects.** The amounts appropriated herein shall be used specifically for the following activities or projects in the indicated amounts and conditions:

New Appropriations, by Programs/Activities/Projects

|  | Current Operating Expenditures |  |                    |                 |                     |
|--|--------------------------------|--|--------------------|-----------------|---------------------|
|  | Personnel Services             | Maintenance and Other Operating Expenses | Financial Expenses | Capital Outlays | Total               |
| <b>PROGRAMS</b>  |                                |  |                    |                 |                     |
| General Administration and Support   |                                |  |                    |                 |                     |
| General Management and Supervision   | P <u>9,757,000</u>             | P <u>14,887,000</u>                      | P <u>1,000</u>     | P <u>32,000</u> | P <u>24,677,000</u> |
| Sub-total, General Administration and Support  | <u>9,757,000</u>               | <u>14,887,000</u>                        | <u>1,000</u>       | <u>32,000</u>   | <u>24,677,000</u>   |
| Support to Operations  |                                |  |                    |                 |                     |
| Formulation, Implementation and Monitoring of Policies, Regulations, Rulings or Legal Opinions on the CES  | 1,864,000                      | 913,000                                  |                    |                 | 2,777,000           |
| Information Systems Development and Management   | <u>2,475,000</u>               | <u>3,591,000</u>                         | <u>1,000</u>       |                 | <u>6,067,000</u>    |
| Sub-total, Support to Operations   | <u>4,339,000</u>               | <u>4,504,000</u>                         | <u>1,000</u>       |                 | <u>8,844,000</u>    |
| Operations   |                                |  |                    |                 |                     |
| Merit and Fitness System for Career Executive Service Officers Strengthened and pool of globally competitive Career Executive Service Officers sustained | <u>14,870,000</u>              | <u>22,175,000</u>                        | <u>2,000</u>       |                 | <u>37,047,000</u>   |
| CAREER EXECUTIVE SCREENING AND DEVELOPMENT PROGRAM   | <u>14,870,000</u>              | <u>22,175,000</u>                        | <u>2,000</u>       |                 | <u>37,047,000</u>   |
| CES Eligibility Process and Appointment/Promotion in CESO Rank   | 5,141,000                      | 9,036,000                                | 1,000              |                 | 14,178,000          |



|   |                            |                            |                       |                        |                            |
|---|----------------------------|----------------------------|-----------------------|------------------------|----------------------------|
| CES Capacity Building                             | 4,943,000                  | 6,876,000                  |                       |                        | 11,819,000                 |
| CES Performance Management and External Relations | <u>4,786,000</u>           | <u>6,263,000</u>           | <u>1,000</u>          |                        | <u>11,050,000</u>          |
| Sub-total, Operations                             | <u>14,870,000</u>          | <u>22,175,000</u>          | <u>2,000</u>          |                        | <u>37,047,000</u>          |
| <b>TOTAL NEW APPROPRIATIONS</b>                   | <b>P <u>28,966,000</u></b> | <b>P <u>41,566,000</u></b> | <b>P <u>4,000</u></b> | <b>P <u>32,000</u></b> | <b>P <u>70,568,000</u></b> |

**New Appropriations, by Object of Expenditures**  
(In Thousand Pesos)

**Current Operating Expenditures**

**Personnel Services**

**Civilian Personnel**

**Permanent Positions**

|              |               |
|--------------|---------------|
| Basic Salary | <u>21,358</u> |
|--------------|---------------|

|                           |               |
|---------------------------|---------------|
| Total Permanent Positions | <u>21,358</u> |
|---------------------------|---------------|

**Other Compensation Common to All**

|                                     |           |
|-------------------------------------|-----------|
| Personnel Economic Relief Allowance | 864       |
| Representation Allowance            | 300       |
| Transportation Allowance            | 300       |
| Clothing and Uniform Allowance      | 216       |
| Mid-Year Bonus - Civilian           | 1,779     |
| Year End Bonus                      | 1,779     |
| Cash Gift                           | 180       |
| Per Diems                           | 427       |
| Productivity Enhancement Incentive  | 180       |
| Step Increment                      | <u>54</u> |

|  |              |
|--|--------------|
| Total Other Compensation Common to All | <u>6,079</u> |
|--|--------------|

**Other Benefits**

|   |           |
|---|-----------|
| PAG-IBIG Contributions                    | 42        |
| PhilHealth Contributions                  | 338       |
| Employees Compensation Insurance Premiums | <u>42</u> |

|                      |            |
|----------------------|------------|
| Total Other Benefits | <u>422</u> |
|----------------------|------------|

|                         |              |
|-------------------------|--------------|
| Non-Permanent Positions | <u>1,107</u> |
|-------------------------|--------------|

|                          |               |
|--------------------------|---------------|
| Total Personnel Services | <u>28,966</u> |
|--------------------------|---------------|

**Maintenance and Other Operating Expenses**

|                                   |       |
|-----------------------------------|-------|
| Travelling Expenses               | 989   |
| Training and Scholarship Expenses | 7,815 |
| Supplies and Materials Expenses   | 6,317 |
| Utility Expenses                  | 1,796 |
| Communication Expenses            | 2,616 |
| Awards/Rewards and Prizes         | 800   |

|   |             |
|---|-------------|
| Confidential, Intelligence and Extraordinary Expenses |             |
| Extraordinary and Miscellaneous Expenses              | 346         |
| Professional Services                                 | 10,827      |
| General Services                                      | 2,011       |
| Repairs and Maintenance                               | 2,473       |
| Taxes, Insurance Premiums and Other Fees              | 592         |
| Other Maintenance and Operating Expenses              |             |
| Advertising Expenses                                  | 731         |
| Printing and Publication Expenses                     | 998         |
| Representation Expenses                               | 1,316       |
| Transportation and Delivery Expenses                  | 165         |
| Membership Dues and Contributions to Organizations    | 27          |
| Subscription Expenses                                 | 1,747       |
|   | <hr/>       |
| Total Maintenance and Other Operating Expenses        | 41,566      |
|   | <hr/>       |
| Financial Expenses                                    |             |
| Bank Charges  | 4           |
|   | <hr/>       |
| Total Financial Expenses                              | 4           |
|   | <hr/>       |
| Total Current Operating Expenditures                  | 70,536      |
|   | <hr/>       |
| Capital Outlays                                       |             |
| Property, Plant and Equipment Outlay                  |             |
| Machinery and Equipment Outlay                        | 32          |
|   | <hr/>       |
| Total Capital Outlays                                 | 32          |
|   | <hr/>       |
| TOTAL NEW APPROPRIATIONS                              | 70,568      |
|   | <hr/> <hr/> |

**GENERAL SUMMARY**  
**CIVIL SERVICE COMMISSION**

| <u>Current Operating Expenditures</u>                 |                           |   |                           |                        |                        |
|---|---------------------------|---|---------------------------|------------------------|------------------------|
|   | <u>Personnel Services</u> | <u>Maintenance and<br/>Other Operating<br/>Expenses</u> | <u>Financial Expenses</u> | <u>Capital Outlays</u> | <u>Total</u>           |
| A. CIVIL SERVICE COMMISSION                           | P 1,402,519,000           | P 373,288,000   | P 9,000                   | P 20,294,000           | P 1,796,110,000        |
| B. CAREER EXECUTIVE SERVICE BOARD                     | <u>28,966,000</u>         | <u>41,566,000</u>                                       | <u>4,000</u>              | <u>32,000</u>          | <u>70,568,000</u>      |
| TOTAL NEW APPROPRIATIONS, CIVIL SERVICE<br>COMMISSION | P <u>1,431,485,000</u>    | P <u>414,854,000</u>                                    | P <u>13,000</u>           | P <u>20,326,000</u>    | P <u>1,866,678,000</u> |

**XXXII. COMMISSION ON AUDIT**

For general administration and support, support to operations, and operations, including locally-funded project(s) as indicated hereunder . . . . P 13,991,437,000

**New Appropriations, by Program**

|   | <u>Current Operating Expenditures</u> |   |                        |                         |
|---|---------------------------------------|---|------------------------|-------------------------|
|   | <u>Personnel Services</u>             | <u>Maintenance and<br/>Other Operating<br/>Expenses</u> | <u>Capital Outlays</u> | <u>Total</u>            |
| <b>PROGRAMS</b>                           |                                       |   |                        |                         |
| General Administration and Support        | P 5,964,329,000                       | P 523,828,000   | P 793,710,000          | P 7,281,867,000         |
| Support to Operations                     | 451,938,000                           | 14,094,000  |                        | 466,032,000             |
| Operations                                | <u>6,161,693,000</u>                  | <u>81,845,000</u>                                       |                        | <u>6,243,538,000</u>    |
| GOVERNMENT AUDITING PROGRAM               | 5,992,754,000                         | 78,896,000  |                        | 6,071,650,000           |
| GOVERNMENT ACCOUNTANCY PROGRAM            | 53,548,000                            | 889,000   |                        | 54,437,000              |
| GOVERNMENT FINANCIAL ADJUDICATION PROGRAM | <u>115,391,000</u>                    | <u>2,060,000</u>  |                        | <u>117,451,000</u>      |
| <b>TOTAL NEW APPROPRIATIONS</b>           | <u>P 12,577,960,000</u>               | <u>P 619,767,000</u>                                    | <u>P 793,710,000</u>   | <u>P 13,991,437,000</u> |

**Special Provision(s)**

1. **Organizational Structure.** Notwithstanding any provision of law to the contrary and within the limits of appropriations in this Act, the Chairperson of the Commission on Audit (COA) is hereby authorized to:

- formulate and implement COA's organizational structure;
- fix and determine the salaries, allowances and other benefits of the COA personnel in accordance with the rates and levels authorized under R.A. No. 6758, as amended, and R.A. No. 6686, as amended; and
- create new positions, transfer an item or make other adjustments in the Personnel Services itemization, whenever public interest so requires.

Implementation of the foregoing shall be subject to: (i) compliance with organization, staffing and position classification and compensation standards of the DBM; (ii) scrap and build policy; and (iii) submission to DBM of a resolution stating the changes in the organization and staffing in accordance with the foregoing standards and policy for proper documentation.

The officials and employees whose positions are affected by a reorganization shall be granted retirement benefits or separation pay in accordance with existing laws, which shall be payable from any unexpended balance of, or savings in the appropriations of the COA.

2. **Use of Savings.** The Chairperson of COA is hereby authorized to use savings to augment actual deficiencies in accordance with Section 25(5), Article VI of the Constitution and the General Provisions of this Act.

3. **Appropriations for Auditing Services to Local Government Units (LGUs).** The amounts appropriated herein include the requirements for the audit of LGU accounts. The cost of auditing services rendered to LGUs shall be deducted from the national tax collections and recorded in the National Treasury as income of the General Fund in accordance with Section 24(3) of P.D. No. 1445.

4. **Assessments from Auditing Services to Government-Owned and Controlled Corporations (GOCCs).** The COA shall assess GOCCs for the cost of audit services rendered in accordance with the provisions of E.O. No. 271, s. 1987. Proceeds from such assessments, including receipts derived from other sources authorized under P.D. No. 1445 shall be deposited with the National Treasury as income of the General Fund in accordance with Section 44, Chapter 5, Book VI of E.O. No. 292, s. 1987.

5. **Submission of Annual Commission on Audit Report.** The COA shall submit to the Congress and the President of the Philippines annual reports for each agency and instrumentality of the National Government, including GOCCs, LGUs and non-government entities subject to its audit, within one hundred twenty (120) days after the end of every fiscal year. The annual reports shall contain cumulative allotments, obligations incurred or liquidated, total disbursements, and the results of expended appropriations, including recommended measures necessary to improve their effectiveness and efficiency.

The Chairperson of COA and the Commission's web administrator or his/her equivalent shall be responsible for ensuring that said reports are likewise posted on the COA website.

6. **Reporting and Posting Requirements.** The submission of the quarterly reports on its financial and physical accomplishment shall be in accordance with Section 99 of the General Provisions of this Act.

7. **Appropriations for Activities or Projects.** The amounts appropriated herein shall be used specifically for the following activities or projects in the indicated amounts and conditions:

New Appropriations, by Programs/Activities/Projects

|  | Current Operating Expenditures |  |                 |                 |
|--|--------------------------------|--|-----------------|-----------------|
|  | Personnel Services             | Maintenance and Other Operating Expenses | Capital Outlays | Total           |
| <b>PROGRAMS</b>                        |                                |  |                 |                 |
| General Administration and Support     |                                |  |                 |                 |
| General Management and Supervision     | P 598,574,000                  | P 523,828,000                            | P 143,710,000   | P 1,266,112,000 |
| National Capital Region (NCR)          | 341,880,000                    | 350,741,000                              | 143,710,000     | 836,331,000     |
| Central Office                         | 341,880,000                    | 350,741,000                              | 143,710,000     | 836,331,000     |
| Region I - Ilocos                      | 16,716,000                     | 10,906,000                               |                 | 27,622,000      |
| Regional Office - I                    | 16,716,000                     | 10,906,000                               |                 | 27,622,000      |
| Cordillera Administrative Region (CAR) | 18,874,000                     | 12,582,000                               |                 | 31,456,000      |
| Regional Office - CAR                  | 18,874,000                     | 12,582,000                               |                 | 31,456,000      |
| Region II - Cagayan Valley             | 16,233,000                     | 12,332,000                               |                 | 28,565,000      |
| Regional Office - II                   | 16,233,000                     | 12,332,000                               |                 | 28,565,000      |
| Region III - Central Luzon             | 19,665,000                     | 10,837,000                               |                 | 30,502,000      |
| Regional Office - III                  | 19,665,000                     | 10,837,000                               |                 | 30,502,000      |
| Region IVA - CALABARZON                | 30,475,000                     | 8,001,000                                |                 | 38,476,000      |
| Regional Office - IVA                  | 30,475,000                     | 8,001,000                                |                 | 38,476,000      |
| Region IVB - MIMAROPA                  |                                | 6,735,000                                |                 | 6,735,000       |
| Regional Office - IVB                  |                                | 6,735,000                                |                 | 6,735,000       |
| Region V - Bicol                       | 16,446,000                     | 12,395,000                               |                 | 28,841,000      |
| Regional Office - V                    | 16,446,000                     | 12,395,000                               |                 | 28,841,000      |
| Region VI - Western Visayas            | 17,768,000                     | 12,928,000                               |                 | 30,696,000      |
| Regional Office - VI                   | 17,768,000                     | 12,928,000                               |                 | 30,696,000      |
| Region VII - Central Visayas           | 15,353,000                     | 12,522,000                               |                 | 27,875,000      |
| Regional Office - VII                  | 15,353,000                     | 12,522,000                               |                 | 27,875,000      |

|   |                      |                    |                      |
|---|----------------------|--------------------|----------------------|
| Region VIII - Eastern Visayas   | <u>16,588,000</u>    | <u>10,578,000</u>  | <u>27,166,000</u>    |
| Regional Office - VIII  | 16,588,000           | 10,578,000         | 27,166,000           |
| Region IX - Zamboanga Peninsula   | <u>14,759,000</u>    | <u>9,736,000</u>   | <u>24,495,000</u>    |
| Regional Office - IX  | 14,759,000           | 9,736,000          | 24,495,000           |
| Region X - Northern Mindanao  | <u>17,188,000</u>    | <u>10,436,000</u>  | <u>27,624,000</u>    |
| Regional Office - X   | 17,188,000           | 10,436,000         | 27,624,000           |
| Region XI - Davao   | <u>14,911,000</u>    | <u>11,189,000</u>  | <u>26,100,000</u>    |
| Regional Office - XI  | 14,911,000           | 11,189,000         | 26,100,000           |
| Region XII - SOCCSKSARGEN   | <u>14,647,000</u>    | <u>10,451,000</u>  | <u>25,098,000</u>    |
| Regional Office - XII   | 14,647,000           | 10,451,000         | 25,098,000           |
| Region XIII - Caraga  | <u>13,683,000</u>    | <u>11,865,000</u>  | <u>25,548,000</u>    |
| Regional Office - XIII  | 13,683,000           | 11,865,000         | 25,548,000           |
| Bangsamoro Autonomous Region in Muslim Mindanao (BARMM)                               | <u>13,388,000</u>    | <u>9,594,000</u>   | <u>22,982,000</u>    |
| Regional Office - BARMM   | 13,388,000           | 9,594,000          | 22,982,000           |
| Administration of Personnel Benefits  | <u>5,365,755,000</u> |                    | <u>5,365,755,000</u> |
| National Capital Region (NCR)   | <u>5,365,755,000</u> |                    | <u>5,365,755,000</u> |
| Central Office  | 5,365,755,000        |                    | 5,365,755,000        |
| <b>Project(s)</b>   |                      |                    |                      |
| Locally-Funded Project(s)   |                      | <u>650,000,000</u> | <u>650,000,000</u>   |
| Construction of COA Office Building with Basement<br>Commonwealth Avenue, Quezon City |                      | <u>500,000,000</u> | <u>500,000,000</u>   |
| National Capital Region (NCR)   |                      | <u>500,000,000</u> | <u>500,000,000</u>   |
| Central Office  |                      | 500,000,000        | 500,000,000          |
| Construction of Provincial Satellite Auditing Offices (PSAOs)                         |                      | <u>150,000,000</u> | <u>150,000,000</u>   |
| Region I - Ilocos   |                      | <u>60,000,000</u>  | <u>60,000,000</u>    |
| Laoag City, Ilocos Norte  |                      | 30,000,000         | 30,000,000           |
| Urdaneta, Pangasinan  |                      | 30,000,000         | 30,000,000           |
| Region VII - Central Visayas  |                      | <u>30,000,000</u>  | <u>30,000,000</u>    |
| Cebu South Reclamation Property   |                      | 30,000,000         | 30,000,000           |

|   |                      |                    |                    |                      |
|---|----------------------|--------------------|--------------------|----------------------|
| Region X - Northern Mindanao                  |                      |                    | <u>30,000,000</u>  | <u>30,000,000</u>    |
| Balingasag, Misamis Oriental                  |                      |                    | 30,000,000         | 30,000,000           |
| Region XIII - Caraga                          |                      |                    | <u>30,000,000</u>  | <u>30,000,000</u>    |
| Siargao, Surigao Del Norte                    |                      |                    | <u>30,000,000</u>  | <u>30,000,000</u>    |
| Sub-total, General Administration and Support | <u>5,964,329,000</u> | <u>523,828,000</u> | <u>793,710,000</u> | <u>7,281,867,000</u> |
| Support to Operations                         |                      |                    |                    |                      |
| Legal assistance services                     | <u>172,732,000</u>   | <u>381,000</u>     |                    | <u>173,113,000</u>   |
| National Capital Region (NCR)                 | <u>54,630,000</u>    | <u>245,000</u>     |                    | <u>54,875,000</u>    |
| Central Office                                | 54,630,000           | 245,000            |                    | 54,875,000           |
| Region I - Ilocos                             | <u>9,003,000</u>     | <u>10,000</u>      |                    | <u>9,013,000</u>     |
| Regional Office - I                           | 9,003,000            | 10,000             |                    | 9,013,000            |
| Cordillera Administrative Region (CAR)        | <u>8,652,000</u>     | <u>10,000</u>      |                    | <u>8,662,000</u>     |
| Regional Office - CAR                         | 8,652,000            | 10,000             |                    | 8,662,000            |
| Region II - Cagayan Valley                    | <u>4,815,000</u>     | <u>10,000</u>      |                    | <u>4,825,000</u>     |
| Regional Office - II                          | 4,815,000            | 10,000             |                    | 4,825,000            |
| Region III - Central Luzon                    | <u>10,111,000</u>    | <u>10,000</u>      |                    | <u>10,121,000</u>    |
| Regional Office - III                         | 10,111,000           | 10,000             |                    | 10,121,000           |
| Region IVA - CALABARZON                       | <u>12,199,000</u>    | <u>5,000</u>       |                    | <u>12,204,000</u>    |
| Regional Office - IVA                         | 12,199,000           | 5,000              |                    | 12,204,000           |
| Region IVB - MIMAROPA                         |                      | <u>5,000</u>       |                    | <u>5,000</u>         |
| Regional Office - IVB                         |                      | 5,000              |                    | 5,000                |
| Region V - Bicol                              | <u>9,075,000</u>     | <u>10,000</u>      |                    | <u>9,085,000</u>     |
| Regional Office - V                           | 9,075,000            | 10,000             |                    | 9,085,000            |
| Region VI - Western Visayas                   | <u>8,533,000</u>     | <u>10,000</u>      |                    | <u>8,543,000</u>     |
| Regional Office - VI                          | 8,533,000            | 10,000             |                    | 8,543,000            |
| Region VII - Central Visayas                  | <u>4,991,000</u>     | <u>10,000</u>      |                    | <u>5,001,000</u>     |
| Regional Office - VII                         | 4,991,000            | 10,000             |                    | 5,001,000            |
| Region VIII - Eastern Visayas                 | <u>9,952,000</u>     | <u>10,000</u>      |                    | <u>9,962,000</u>     |
| Regional Office - VIII                        | 9,952,000            | 10,000             |                    | 9,962,000            |

|   |             |            |             |
|---|-------------|------------|-------------|
| Region IX - Zamboanga Peninsula   | 7,770,000   | 8,000      | 7,778,000   |
| Regional Office - IX  | 7,770,000   | 8,000      | 7,778,000   |
| Region X - Northern Mindanao  | 8,322,000   | 10,000     | 8,332,000   |
| Regional Office - X   | 8,322,000   | 10,000     | 8,332,000   |
| Region XI - Davao   | 6,753,000   | 10,000     | 6,763,000   |
| Regional Office - XI  | 6,753,000   | 10,000     | 6,763,000   |
| Region XII - SOCCSKSARGEN   | 6,767,000   | 6,000      | 6,773,000   |
| Regional Office - XII   | 6,767,000   | 6,000      | 6,773,000   |
| Region XIII - Caraga  | 6,941,000   | 6,000      | 6,947,000   |
| Regional Office - XIII  | 6,941,000   | 6,000      | 6,947,000   |
| Bangsamoro Autonomous Region in Muslim Mindanao (BARMM)   | 4,218,000   | 6,000      | 4,224,000   |
| Regional Office - BARMM   | 4,218,000   | 6,000      | 4,224,000   |
| Development, installation and maintenance of<br>in-house financial and other management<br>information systems  | 55,142,000  | 10,417,000 | 65,559,000  |
| National Capital Region (NCR)   | 55,142,000  | 10,417,000 | 65,559,000  |
| Central Office  | 55,142,000  | 10,417,000 | 65,559,000  |
| Comprehensive training program for commission<br>personnel, including the provision of auditing<br>materials and the dissemination of information<br>including laws, rules, and regulations | 29,526,000  | 2,920,000  | 32,446,000  |
| National Capital Region (NCR)   | 29,526,000  | 2,920,000  | 32,446,000  |
| Central Office  | 29,526,000  | 2,920,000  | 32,446,000  |
| Technical assistance rendered to the Commission   | 194,538,000 | 376,000    | 194,914,000 |
| Region I - Ilocos   | 14,415,000  | 24,000     | 14,439,000  |
| Regional Office - I   | 14,415,000  | 24,000     | 14,439,000  |
| Cordillera Administrative Region (CAR)  | 14,700,000  | 28,000     | 14,728,000  |
| Regional Office - CAR   | 14,700,000  | 28,000     | 14,728,000  |
| Region II - Cagayan Valley  | 17,462,000  | 24,000     | 17,486,000  |
| Regional Office - II  | 17,462,000  | 24,000     | 17,486,000  |
| Region III - Central Luzon  | 17,968,000  | 24,000     | 17,992,000  |
| Regional Office - III   | 17,968,000  | 24,000     | 17,992,000  |



|  |               |            |               |
|--|---------------|------------|---------------|
| Region IVA - CALABARZON  | 20,911,000    | 24,000     | 20,935,000    |
| Regional Office - IVA  | 20,911,000    | 24,000     | 20,935,000    |
| Region IVB - MIMAROPA  |               | 24,000     | 24,000        |
| Regional Office - IVB  |               | 24,000     | 24,000        |
| Region V - Bicol   | 13,146,000    | 24,000     | 13,170,000    |
| Regional Office - V  | 13,146,000    | 24,000     | 13,170,000    |
| Region VI - Western Visayas  | 11,808,000    | 24,000     | 11,832,000    |
| Regional Office - VI   | 11,808,000    | 24,000     | 11,832,000    |
| Region VII - Central Visayas   | 12,483,000    | 24,000     | 12,507,000    |
| Regional Office - VII  | 12,483,000    | 24,000     | 12,507,000    |
| Region VIII - Eastern Visayas  | 13,260,000    | 24,000     | 13,284,000    |
| Regional Office - VIII   | 13,260,000    | 24,000     | 13,284,000    |
| Region IX - Zamboanga Peninsula  | 12,133,000    | 24,000     | 12,157,000    |
| Regional Office - IX   | 12,133,000    | 24,000     | 12,157,000    |
| Region X - Northern Mindanao   | 13,543,000    | 24,000     | 13,567,000    |
| Regional Office - X  | 13,543,000    | 24,000     | 13,567,000    |
| Region XI - Davao  | 11,035,000    | 24,000     | 11,059,000    |
| Regional Office - XI   | 11,035,000    | 24,000     | 11,059,000    |
| Region XII - SOCCSKSARGEN  | 5,236,000     | 24,000     | 5,260,000     |
| Regional Office - XII  | 5,236,000     | 24,000     | 5,260,000     |
| Region XIII - Caraga   | 9,476,000     | 24,000     | 9,500,000     |
| Regional Office - XIII   | 9,476,000     | 24,000     | 9,500,000     |
| Bangsamoro Autonomous Region in Muslim Mindanao (BARMM)  | 6,962,000     | 12,000     | 6,974,000     |
| Regional Office - BARMM  | 6,962,000     | 12,000     | 6,974,000     |
| Sub-total, Support to Operations   | 451,938,000   | 14,094,000 | 466,032,000   |
| Operations   |               |            |               |
| Public accountability upheld and efficiency, economy and effectiveness of government programs improved | 6,161,693,000 | 81,845,000 | 6,243,538,000 |
| GOVERNMENT AUDITING PROGRAM  | 5,992,754,000 | 78,896,000 | 6,071,650,000 |

**NATIONAL GOVERNMENT AUDITING  
SUB-PROGRAM**

|   |                      |                   |                      |
|---|----------------------|-------------------|----------------------|
|   | <u>1,018,557,000</u> | <u>25,138,000</u> | <u>1,043,695,000</u> |
| Audit of accounts and transactions of national government agencies, including government operations in foreign countries, conduct of fraud audit and audit of public debts; custody and preservation of vouchers and other supporting documents | <u>917,263,000</u>   | <u>23,396,000</u> | <u>940,659,000</u>   |
| National Capital Region (NCR)   | <u>917,263,000</u>   | <u>3,749,000</u>  | <u>921,012,000</u>   |
| Central Office  | 917,263,000          | 3,749,000         | 921,012,000          |
| Region I - Ilocos   |                      | <u>1,132,000</u>  | <u>1,132,000</u>     |
| Regional Office - I   |                      | 1,132,000         | 1,132,000            |
| Cordillera Administrative Region (CAR)  |                      | <u>1,239,000</u>  | <u>1,239,000</u>     |
| Regional Office - CAR   |                      | 1,239,000         | 1,239,000            |
| Region II - Cagayan Valley  |                      | <u>1,458,000</u>  | <u>1,458,000</u>     |
| Regional Office - II  |                      | 1,458,000         | 1,458,000            |
| Region III - Central Luzon  |                      | <u>1,234,000</u>  | <u>1,234,000</u>     |
| Regional Office - III   |                      | 1,234,000         | 1,234,000            |
| Region IVA - CALABARZON   |                      | <u>1,269,000</u>  | <u>1,269,000</u>     |
| Regional Office - IVA   |                      | 1,269,000         | 1,269,000            |
| Region IVB - MIMAROPA   |                      | <u>1,238,000</u>  | <u>1,238,000</u>     |
| Regional Office - IVB   |                      | 1,238,000         | 1,238,000            |
| Region V - Bicol  |                      | <u>1,367,000</u>  | <u>1,367,000</u>     |
| Regional Office - V   |                      | 1,367,000         | 1,367,000            |
| Region VI - Western Visayas   |                      | <u>1,169,000</u>  | <u>1,169,000</u>     |
| Regional Office - VI  |                      | 1,169,000         | 1,169,000            |
| Region VII - Central Visayas  |                      | <u>1,269,000</u>  | <u>1,269,000</u>     |
| Regional Office - VII   |                      | 1,269,000         | 1,269,000            |
| Region VIII - Eastern Visayas   |                      | <u>1,333,000</u>  | <u>1,333,000</u>     |
| Regional Office - VIII  |                      | 1,333,000         | 1,333,000            |
| Region IX - Zamboanga Peninsula   |                      | <u>959,000</u>    | <u>959,000</u>       |
| Regional Office - IX  |                      | 959,000           | 959,000              |

|   |                    |                   |                    |
|---|--------------------|-------------------|--------------------|
| Region X - Northern Mindanao  |                    | <u>1,527,000</u>  | <u>1,527,000</u>   |
| Regional Office - X   |                    | 1,527,000         | 1,527,000          |
| Region XI - Davao   |                    | <u>1,532,000</u>  | <u>1,532,000</u>   |
| Regional Office - XI  |                    | 1,532,000         | 1,532,000          |
| Region XII - SOCCSKSARGEN   |                    | <u>969,000</u>    | <u>969,000</u>     |
| Regional Office - XII   |                    | 969,000           | 969,000            |
| Region XIII - Caraga  |                    | <u>1,153,000</u>  | <u>1,153,000</u>   |
| Regional Office - XIII  |                    | 1,153,000         | 1,153,000          |
| Bangsamoro Autonomous Region in Muslim Mindanao (BARMM)   |                    | <u>799,000</u>    | <u>799,000</u>     |
| Regional Office - BARMM   |                    | 799,000           | 799,000            |
| Formulation and development of operating standards and administrative techniques for the implementation of accounting and auditing rules and regulations in national offices/agencies                                 | <u>101,294,000</u> | <u>1,742,000</u>  | <u>103,036,000</u> |
| National Capital Region (NCR)   | <u>101,294,000</u> | <u>1,742,000</u>  | <u>103,036,000</u> |
| Central Office  | 101,294,000        | 1,742,000         | 103,036,000        |
| <b>CORPORATE GOVERNMENT AUDITING SUB-PROGRAM</b>  | <u>580,993,000</u> | <u>27,374,000</u> | <u>608,367,000</u> |
| Audit of accounts and transactions of corporate government agencies and their subsidiaries, including government operations in foreign countries; custody and preservation of vouchers and other supporting documents | <u>520,718,000</u> | <u>25,388,000</u> | <u>546,106,000</u> |
| National Capital Region (NCR)   | <u>520,718,000</u> | <u>5,215,000</u>  | <u>525,933,000</u> |
| Central Office  | 520,718,000        | 5,215,000         | 525,933,000        |
| Region I - Ilocos   |                    | <u>1,573,000</u>  | <u>1,573,000</u>   |
| Regional Office - I   |                    | 1,573,000         | 1,573,000          |
| Cordillera Administrative Region (CAR)  |                    | <u>1,193,000</u>  | <u>1,193,000</u>   |
| Regional Office - CAR   |                    | 1,193,000         | 1,193,000          |
| Region II - Cagayan Valley  |                    | <u>1,686,000</u>  | <u>1,686,000</u>   |
| Regional Office - II  |                    | 1,686,000         | 1,686,000          |
| Region III - Central Luzon  |                    | <u>1,220,000</u>  | <u>1,220,000</u>   |
| Regional Office - III   |                    | 1,220,000         | 1,220,000          |

|   |            |           |            |
|---|------------|-----------|------------|
| Region IVA - CALABARZON   |            | 971,000   | 971,000    |
| Regional Office - IVA   |            | 971,000   | 971,000    |
| Region IVB - MIMAROPA   |            | 1,102,000 | 1,102,000  |
| Regional Office - IVB   |            | 1,102,000 | 1,102,000  |
| Region V - Bicol  |            | 1,605,000 | 1,605,000  |
| Regional Office - V   |            | 1,605,000 | 1,605,000  |
| Region VI - Western Visayas   |            | 1,531,000 | 1,531,000  |
| Regional Office - VI  |            | 1,531,000 | 1,531,000  |
| Region VII - Central Visayas  |            | 1,192,000 | 1,192,000  |
| Regional Office - VII   |            | 1,192,000 | 1,192,000  |
| Region VIII - Eastern Visayas   |            | 1,009,000 | 1,009,000  |
| Regional Office - VIII  |            | 1,009,000 | 1,009,000  |
| Region IX - Zamboanga Peninsula   |            | 1,383,000 | 1,383,000  |
| Regional Office - IX  |            | 1,383,000 | 1,383,000  |
| Region X - Northern Mindanao  |            | 1,241,000 | 1,241,000  |
| Regional Office - X   |            | 1,241,000 | 1,241,000  |
| Region XI - Davao   |            | 1,550,000 | 1,550,000  |
| Regional Office - XI  |            | 1,550,000 | 1,550,000  |
| Region XII - SOCCSKSARGEN   |            | 1,057,000 | 1,057,000  |
| Regional Office - XII   |            | 1,057,000 | 1,057,000  |
| Region XIII - Caraga  |            | 1,132,000 | 1,132,000  |
| Regional Office - XIII  |            | 1,132,000 | 1,132,000  |
| Bangsamoro Autonomous Region in Muslim Mindanao (BARMM)   |            | 728,000   | 728,000    |
| Regional Office - BARMM   |            | 728,000   | 728,000    |
| Formulation and development of operating standards and administrative techniques for the implementation of accounting and auditing rules and regulations in corporate government offices/agencies | 60,275,000 | 1,986,000 | 62,261,000 |
| National Capital Region (NCR)   | 60,275,000 | 1,986,000 | 62,261,000 |
| Central Office  | 60,275,000 | 1,986,000 | 62,261,000 |

**LOCAL GOVERNMENT AUDITING  
SUB-PROGRAM**

|   |                      |                   |                      |
|---|----------------------|-------------------|----------------------|
|   | <u>4,154,465,000</u> | <u>13,070,000</u> | <u>4,167,535,000</u> |
| Audit of accounts and transactions of local government units, custody and preservation of vouchers and other supporting documents | <u>4,109,025,000</u> | <u>11,969,000</u> | <u>4,120,994,000</u> |
| National Capital Region (NCR)   | <u>240,295,000</u>   | <u>3,744,000</u>  | <u>244,039,000</u>   |
| Central Office  | 240,295,000          | 3,744,000         | 244,039,000          |
| Region I - Ilocos   | <u>186,166,000</u>   | <u>517,000</u>    | <u>186,683,000</u>   |
| Regional Office - I   | 186,166,000          | 517,000           | 186,683,000          |
| Cordillera Administrative Region (CAR)  | <u>256,338,000</u>   | <u>612,000</u>    | <u>256,950,000</u>   |
| Regional Office - CAR   | 256,338,000          | 612,000           | 256,950,000          |
| Region II - Cagayan Valley  | <u>269,729,000</u>   | <u>545,000</u>    | <u>270,274,000</u>   |
| Regional Office - II  | 269,729,000          | 545,000           | 270,274,000          |
| Region III - Central Luzon  | <u>386,125,000</u>   | <u>417,000</u>    | <u>386,542,000</u>   |
| Regional Office - III   | 386,125,000          | 417,000           | 386,542,000          |
| Region IVA - CALABARZON   | <u>482,873,000</u>   | <u>415,000</u>    | <u>483,288,000</u>   |
| Regional Office - IVA   | 482,873,000          | 415,000           | 483,288,000          |
| Region IVB- MIMAROPA  |                      | <u>524,000</u>    | <u>524,000</u>       |
| Regional Office - IVB   |                      | 524,000           | 524,000              |
| Region V - Bicol  | <u>281,079,000</u>   | <u>432,000</u>    | <u>281,511,000</u>   |
| Regional Office - V   | 281,079,000          | 432,000           | 281,511,000          |
| Region VI - Western Visayas   | <u>247,293,000</u>   | <u>539,000</u>    | <u>247,832,000</u>   |
| Regional Office - VI  | 247,293,000          | 539,000           | 247,832,000          |
| Region VII - Central Visayas  | <u>200,956,000</u>   | <u>629,000</u>    | <u>201,585,000</u>   |
| Regional Office - VII   | 200,956,000          | 629,000           | 201,585,000          |
| Region VIII - Eastern Visayas   | <u>305,031,000</u>   | <u>544,000</u>    | <u>305,575,000</u>   |
| Regional Office - VIII  | 305,031,000          | 544,000           | 305,575,000          |
| Region IX - Zamboanga Peninsula   | <u>244,497,000</u>   | <u>523,000</u>    | <u>245,020,000</u>   |
| Regional Office - IX  | 244,497,000          | 523,000           | 245,020,000          |
| Region X - Northern Mindanao  | <u>266,072,000</u>   | <u>422,000</u>    | <u>266,494,000</u>   |
| Regional Office - X   | 266,072,000          | 422,000           | 266,494,000          |

|  |                    |                   |                    |
|--|--------------------|-------------------|--------------------|
| Region XI - Davao  | 214,039,000        | 612,000           | 214,651,000        |
| Regional Office - XI   | 214,039,000        | 612,000           | 214,651,000        |
| Region XII - SOCCSKSARGEN  | 172,855,000        | 530,000           | 173,385,000        |
| Regional Office - XII  | 172,855,000        | 530,000           | 173,385,000        |
| Region XIII - Caraga   | 199,889,000        | 603,000           | 200,492,000        |
| Regional Office - XIII   | 199,889,000        | 603,000           | 200,492,000        |
| Bangsamoro Autonomous Region in Muslim Mindanao (BARMM)  | 155,788,000        | 361,000           | 156,149,000        |
| Regional Office - BARMM  | 155,788,000        | 361,000           | 156,149,000        |
| Formulation and development of operating standards and administrative techniques for the implementation of accounting and auditing rules and regulations in local government offices/agencies  | 45,440,000         | 1,101,000         | 46,541,000         |
| National Capital Region (NCR)  | 45,440,000         | 1,101,000         | 46,541,000         |
| Central Office   | 45,440,000         | 1,101,000         | 46,541,000         |
| <b>SPECIAL AUDIT SUB-PROGRAM</b>   | <b>132,116,000</b> | <b>10,094,000</b> | <b>142,210,000</b> |
| Special audit, fraud audit and performance audit conducted on some government agencies, as well as to non-government entities, concerning subsidies and fund transfers from the national government, payment of levies or government shares and financial operations of public utilities for rate determination purposes | 132,116,000        | 10,094,000        | 142,210,000        |
| National Capital Region (NCR)  | 132,116,000        | 10,094,000        | 142,210,000        |
| Central Office   | 132,116,000        | 10,094,000        | 142,210,000        |
| <b>TECHNICAL SERVICES AND SYSTEMS AUDIT SUB-PROGRAM</b>  | <b>106,623,000</b> | <b>3,220,000</b>  | <b>109,843,000</b> |
| Technical services necessary for the discharge of the Commission's functions including monitoring, analysis and evaluation of prices of goods and services purchased by government agencies  | 106,623,000        | 3,176,000         | 109,799,000        |
| National Capital Region (NCR)  | 106,623,000        | 3,176,000         | 109,799,000        |
| Central Office   | 106,623,000        | 3,176,000         | 109,799,000        |
| Information System/Technology Audit conducted on government agencies with computerized environment   |                    | 22,000            | 22,000             |
| National Capital Region (NCR)  |                    | 22,000            | 22,000             |

|   |                         |                      |                      |                         |
|---|-------------------------|----------------------|----------------------|-------------------------|
| Central Office  |                         | 22,000               |                      | 22,000                  |
| Consultancy services rendered to government agencies related to the design/development and installation of internal control systems   |                         | 22,000               |                      | 22,000                  |
| National Capital Region (NCR)   |                         | 22,000               |                      | 22,000                  |
| Central Office  |                         | 22,000               |                      | 22,000                  |
| <b>GOVERNMENT ACCOUNTANCY PROGRAM</b>   | <b>53,548,000</b>       | <b>889,000</b>       |                      | <b>54,437,000</b>       |
| Preparation of annual and other financial reports as may be required of the Commission  | 44,189,000              | 407,000              |                      | 44,596,000              |
| National Capital Region (NCR)   | 44,189,000              | 407,000              |                      | 44,596,000              |
| Central Office  | 44,189,000              | 407,000              |                      | 44,596,000              |
| Formulation and development of accounting standards, policies, rules and regulations for implementation in government agencies  |                         | 134,000              |                      | 134,000                 |
| National Capital Region (NCR)   |                         | 134,000              |                      | 134,000                 |
| Central Office  |                         | 134,000              |                      | 134,000                 |
| Development, installation and maintenance of accounting-related information system for implementation in government agencies  |                         | 28,000               |                      | 28,000                  |
| National Capital Region (NCR)   |                         | 28,000               |                      | 28,000                  |
| Central Office  |                         | 28,000               |                      | 28,000                  |
| Maintenance of the general accounts of the government   | 9,359,000               | 320,000              |                      | 9,679,000               |
| National Capital Region (NCR)   | 9,359,000               | 320,000              |                      | 9,679,000               |
| Central Office  | 9,359,000               | 320,000              |                      | 9,679,000               |
| <b>GOVERNMENT FINANCIAL ADJUDICATION PROGRAM</b>  | <b>115,391,000</b>      | <b>2,060,000</b>     |                      | <b>117,451,000</b>      |
| Adjudication of cases concerning settlement of all accounts pertaining to the revenue and receipts, and expenditures or uses of funds and property in the national, local and corporate agencies, as well as, money claims against the government | 115,391,000             | 2,060,000            |                      | 117,451,000             |
| National Capital Region (NCR)   | 115,391,000             | 2,060,000            |                      | 117,451,000             |
| Central Office  | 115,391,000             | 2,060,000            |                      | 117,451,000             |
| Sub-total, Operations   | 6,161,693,000           | 81,845,000           |                      | 6,243,538,000           |
| <b>TOTAL NEW APPROPRIATIONS</b>   | <b>P 12,577,960,000</b> | <b>P 619,767,000</b> | <b>P 793,710,000</b> | <b>P 13,991,437,000</b> |

**New Appropriations, by Object of Expenditures**

(In Thousand Pesos)

**Current Operating Expenditures****Personnel Services****Civilian Personnel****Permanent Positions**

|              |           |
|--------------|-----------|
| Basic Salary | 5,590,239 |
|--------------|-----------|

|                           |           |
|---------------------------|-----------|
| Total Permanent Positions | 5,590,239 |
|---------------------------|-----------|

**Other Compensation Common to All**

|                                     |         |
|-------------------------------------|---------|
| Personnel Economic Relief Allowance | 198,624 |
| Representation Allowance            | 92,605  |
| Transportation Allowance            | 92,365  |
| Clothing and Uniform Allowance      | 49,656  |
| Mid-Year Bonus - Civilian           | 465,853 |
| Year End Bonus                      | 465,853 |
| Cash Gift                           | 41,380  |
| Productivity Enhancement Incentive  | 41,380  |
| Step Increment                      | 13,978  |

|  |           |
|--|-----------|
| Total Other Compensation Common to All | 1,461,694 |
|--|-----------|

**Other Compensation for Specific Groups**

|  |           |
|--|-----------|
| Lump-sum for filling of Positions - Civilian | 5,144,481 |
|--|-----------|

|  |           |
|--|-----------|
| Total Other Compensation for Specific Groups | 5,144,481 |
|--|-----------|

**Other Benefits**

|   |         |
|---|---------|
| PAG-IBIG Contributions                    | 9,935   |
| PhilHealth Contributions                  | 87,876  |
| Employees Compensation Insurance Premiums | 9,935   |
| Retirement Gratuity                       | 3,794   |
| Terminal Leave                            | 217,480 |

|                      |         |
|----------------------|---------|
| Total Other Benefits | 329,020 |
|----------------------|---------|

**Other Personnel Benefits**

|                             |        |
|-----------------------------|--------|
| Pension, Civilian Personnel | 52,526 |
|-----------------------------|--------|

|                                |        |
|--------------------------------|--------|
| Total Other Personnel Benefits | 52,526 |
|--------------------------------|--------|

|                          |            |
|--------------------------|------------|
| Total Personnel Services | 12,577,960 |
|--------------------------|------------|

**Maintenance and Other Operating Expenses**

|                                   |        |
|-----------------------------------|--------|
| Travelling Expenses               | 85,326 |
| Training and Scholarship Expenses | 20,544 |
| Supplies and Materials Expenses   | 76,171 |



|   |                   |
|---|-------------------|
| Utility Expenses                                      | 100,807           |
| Communication Expenses                                | 72,137            |
| Confidential, Intelligence and Extraordinary Expenses |                   |
| Confidential Expenses                                 | 10,000            |
| Extraordinary and Miscellaneous Expenses              | 7,622             |
| General Services                                      | 134,098           |
| Repairs and Maintenance                               | 35,888            |
| Taxes, Insurance Premiums and Other Fees              | 9,253             |
| Other Maintenance and Operating Expenses              |                   |
| Advertising Expenses                                  | 927               |
| Printing and Publication Expenses                     | 171               |
| Representation Expenses                               | 19,996            |
| Rent/Lease Expenses                                   | 2,519             |
| Membership Dues and Contributions to Organizations    | 248               |
| Subscription Expenses                                 | 44,060            |
|   | <hr/>             |
| Total Maintenance and Other Operating Expenses        | 619,767           |
|   | <hr/>             |
| Total Current Operating Expenditures                  | 13,197,727        |
|   | <hr/>             |
| Capital Outlays                                       |                   |
|   |                   |
| Property, Plant and Equipment Outlay                  |                   |
| Buildings and Other Structures                        | 650,000           |
| Machinery and Equipment Outlay                        | 142,720           |
| Intangible Assets Outlay                              | 990               |
|   | <hr/>             |
| Total Capital Outlays                                 | 793,710           |
|   | <hr/>             |
| <b>TOTAL NEW APPROPRIATIONS</b>                       | <b>13,991,437</b> |
|   | <hr/> <hr/>       |

**GENERAL SUMMARY  
COMMISSION ON AUDIT**

|   | <u>Current Operating Expenditures</u> |   |                             |                                |
|---|---------------------------------------|---|-----------------------------|--------------------------------|
|   | <u>Personnel Services</u>             | <u>Maintenance and<br/>Other Operating<br/>Expenses</u> | <u>Capital Outlays</u>      | <u>Total</u>                   |
| A. COMMISSION ON AUDIT                        | P <u>12,577,960,000</u>               | P <u>619,767,000</u>                                    | P <u>793,710,000</u>        | P <u>13,991,437,000</u>        |
| TOTAL NEW APPROPRIATIONS, COMMISSION ON AUDIT | P <u><u>12,577,960,000</u></u>        | P <u><u>619,767,000</u></u>                             | P <u><u>793,710,000</u></u> | P <u><u>13,991,437,000</u></u> |

**XXXIII. COMMISSION ON ELECTIONS**

For general administration and support, and operations, including locally-funded project(s), as indicated hereunder . . . . . P 26,697,689,000

**New Appropriations, by Program**

|   | Current Operating Expenditures |  |                      |                         |
|---|--------------------------------|--|----------------------|-------------------------|
|   | Personnel Services             | Maintenance and Other Operating Expenses | Capital Outlays      | Total                   |
| <b>PROGRAMS</b>                               |                                |  |                      |                         |
| General Administration and Support            | P 1,133,053,000                | P 409,866,000                            | P                    | P 1,542,919,000         |
| Operations                                    | <u>4,421,999,000</u>           | <u>20,631,715,000</u>                    | <u>101,056,000</u>   | <u>25,154,770,000</u>   |
| ELECTION ADMINISTRATION PROGRAM               | 4,366,490,000                  | 20,630,188,000                           | 101,056,000          | 25,097,734,000          |
| ELECTION ENFORCEMENT AND ADJUDICATION PROGRAM | <u>55,509,000</u>              | <u>1,527,000</u>                         |                      | <u>57,036,000</u>       |
| <b>TOTAL NEW APPROPRIATIONS</b>               | P <u>5,555,052,000</u>         | P <u>21,041,581,000</u>                  | P <u>101,056,000</u> | P <u>26,697,689,000</u> |

**Special Provision(s)**

1. **Organizational Structure.** Notwithstanding any provision of law to the contrary and within the limits of appropriations in this Act, the Chairperson of COMELEC is authorized to:

(a) formulate and implement COMELEC's organizational structure;

(b) fix and determine the salaries, allowances and other benefits of personnel of the COMELEC in accordance with the rates and levels authorized under R.A. No. 6758, as amended and R.A. No. 6686, as amended; and

(c) create new positions, transfer an item or make other adjustments in the Personnel Services itemization, whenever public interest so requires.

Implementation of the foregoing shall be subject to: (i) compliance with organization, staffing and position classification and compensation standards; (ii) scrap and build policy; and (iii) submission to DBM of a resolution stating the changes in the organization and staffing in accordance with the foregoing standards and policy for proper documentation.

The officials and employees whose positions are affected by a reorganization shall be granted retirement benefits or separation pay in accordance with existing laws, which shall be payable from any unexpended balance of, or savings in the appropriations of the COMELEC.

(GENERAL OBSERVATION - President's Veto Message, December 30, 2021, Volume I-B, pages 821-822, R.A. No. 11639)

2. **Use of Savings.** The Chairperson of COMELEC is authorized to use savings to augment actual deficiencies in accordance with Section 25(5), Article VI of the Constitution and the General Provisions of this Act.

3. **Special Audit of Printing Expenditures.** The amounts appropriated herein for registration, plebiscite, referendum and election related expenditures, including those incurred for printing of ballots and similar paraphernalia shall be used exclusively for said purposes. A special audit on all expenditures incurred for printing jobs and materials used during said activities shall be undertaken by the COA within six (6) months from the conduct thereof.

The COA shall submit to the DBM, the Speaker of the House of Representatives and the President of the Senate of the Philippines, copies of the COA Special Audit report within one (1) month after the said audit.

4. **Reporting and Posting Requirements.** The submission of the quarterly reports on its financial and physical accomplishments shall be in accordance with Section 99 of the General Provisions of this Act.

5. **Appropriations for Activities or Projects.** The amounts appropriated herein for the programs of the agency shall be used specifically for the following activities or projects in the indicated amounts and conditions:

**New Appropriations, by Programs/Activities/Projects**

| Current Operating Expenditures |  |                 |       |
|--------------------------------|--|-----------------|-------|
| Personnel Services             | Maintenance and Other Operating Expenses | Capital Outlays | Total |

**PROGRAMS****General Administration and Support**

|   |   |                      |   |                    |   |                      |
|---|---|----------------------|---|--------------------|---|----------------------|
| General Management and Supervision            | P | <u>581,324,000</u>   | P | <u>409,866,000</u> | P | <u>991,190,000</u>   |
| National Capital Region (NCR)                 |   | <u>581,324,000</u>   |   | <u>409,866,000</u> |   | <u>991,190,000</u>   |
| Central Office                                |   | <u>581,324,000</u>   |   | <u>409,866,000</u> |   | <u>991,190,000</u>   |
| Administration of Personnel Benefits          |   | <u>551,729,000</u>   |   |                    |   | <u>551,729,000</u>   |
| National Capital Region (NCR)                 |   | <u>551,729,000</u>   |   |                    |   | <u>551,729,000</u>   |
| Central Office                                |   | <u>551,729,000</u>   |   |                    |   | <u>551,729,000</u>   |
| Sub-total, General Administration and Support |   | <u>1,133,053,000</u> |   | <u>409,866,000</u> |   | <u>1,542,919,000</u> |

**Operations**

|   |  |                      |                       |                    |                       |
|---|--|----------------------|-----------------------|--------------------|-----------------------|
| Free, orderly, honest and credible political exercises  |  | <u>4,421,999,000</u> | <u>20,631,715,000</u> | <u>101,056,000</u> | <u>25,154,770,000</u> |
| <b>ELECTION ADMINISTRATION PROGRAM</b>  |  | <u>4,366,490,000</u> | <u>20,630,188,000</u> | <u>101,056,000</u> | <u>25,097,734,000</u> |
| <b>VOTER EDUCATION AND REGISTRATION MANAGEMENT SUB-PROGRAM</b>  |  | <u>15,966,000</u>    | <u>844,000</u>        |                    | <u>16,810,000</u>     |
| Conduct of voter's education and information campaign print/radio/television and social media   |  | <u>15,966,000</u>    | <u>844,000</u>        |                    | <u>16,810,000</u>     |
| National Capital Region (NCR)   |  | <u>15,966,000</u>    | <u>844,000</u>        |                    | <u>16,810,000</u>     |
| Central Office  |  | <u>15,966,000</u>    | <u>844,000</u>        |                    | <u>16,810,000</u>     |
| <b>ELECTORAL SUPERVISION AND MONITORING SUB-PROGRAM</b>   |  | <u>4,350,524,000</u> | <u>20,629,344,000</u> | <u>101,056,000</u> | <u>25,080,924,000</u> |
| Preparation of maps of territorial units of voting centers, the establishment of new voting centers, and the transfer, merger or abolition of existing ones   |  | <u>22,494,000</u>    | <u>1,994,000</u>      |                    | <u>24,488,000</u>     |
| National Capital Region (NCR)   |  | <u>22,494,000</u>    | <u>1,994,000</u>      |                    | <u>24,488,000</u>     |
| Central Office  |  | <u>22,494,000</u>    | <u>1,994,000</u>      |                    | <u>24,488,000</u>     |
| Development of software system and procedures   |  | <u>31,820,000</u>    | <u>317,663,000</u>    | <u>101,056,000</u> | <u>450,539,000</u>    |
| National Capital Region (NCR)   |  | <u>31,820,000</u>    | <u>317,663,000</u>    | <u>101,056,000</u> | <u>450,539,000</u>    |
| Central Office  |  | <u>31,820,000</u>    | <u>317,663,000</u>    | <u>101,056,000</u> | <u>450,539,000</u>    |
| Monitoring the implementation of the conduct of election and other political exercises and development of measures to improve the registration and election systems including the dissemination of election results of previous elections |  | <u>17,089,000</u>    | <u>551,000</u>        |                    | <u>17,640,000</u>     |

|  |                      |                   |                      |
|--|----------------------|-------------------|----------------------|
| National Capital Region (NCR)  | <u>16,145,000</u>    | <u>551,000</u>    | <u>16,696,000</u>    |
| Central Office   | 16,145,000           | 551,000           | 16,696,000           |
| Region XII - SOCCSKSARGEN  | <u>944,000</u>       |                   | <u>944,000</u>       |
| Regional Office XII  | 944,000              |                   | 944,000              |
| Conduct and supervision of elections, referenda,<br>recall votes and plebiscites | <u>2,078,361,000</u> | <u>85,574,000</u> | <u>2,163,935,000</u> |
| National Capital Region (NCR)  | <u>114,185,000</u>   | <u>16,728,000</u> | <u>130,913,000</u>   |
| Central Office   | 15,278,000           |                   | 15,278,000           |
| Regional Office - NCR  | 98,907,000           | 16,728,000        | 115,635,000          |
| Region I - Ilocos  | <u>141,073,000</u>   | <u>4,456,000</u>  | <u>145,529,000</u>   |
| Regional Office - I  | 141,073,000          | 4,456,000         | 145,529,000          |
| Cordillera Administrative Region (CAR)   | <u>92,815,000</u>    | <u>3,447,000</u>  | <u>96,262,000</u>    |
| Regional Office - CAR  | 92,815,000           | 3,447,000         | 96,262,000           |
| Region II - Cagayan Valley   | <u>108,590,000</u>   | <u>3,327,000</u>  | <u>111,917,000</u>   |
| Regional Office - II   | 108,590,000          | 3,327,000         | 111,917,000          |
| Region III - Central Luzon   | <u>171,349,000</u>   | <u>5,423,000</u>  | <u>176,772,000</u>   |
| Regional Office - III  | 171,349,000          | 5,423,000         | 176,772,000          |
| Region IVA - CALABARZON  | <u>185,506,000</u>   | <u>7,711,000</u>  | <u>193,217,000</u>   |
| Regional Office - IVA  | 185,506,000          | 7,711,000         | 193,217,000          |
| Region IVB - MIMAROPA  | <u>82,532,000</u>    | <u>2,987,000</u>  | <u>85,519,000</u>    |
| Regional Office IVB  | 82,532,000           | 2,987,000         | 85,519,000           |
| Region V - Bicol   | <u>144,914,000</u>   | <u>4,023,000</u>  | <u>148,937,000</u>   |
| Regional Office - V  | 144,914,000          | 4,023,000         | 148,937,000          |
| Region VI - Western Visayas  | <u>168,278,000</u>   | <u>5,006,000</u>  | <u>173,284,000</u>   |
| Regional Office - VI   | 168,278,000          | 5,006,000         | 173,284,000          |
| Region VII - Central Visayas   | <u>157,918,000</u>   | <u>5,438,000</u>  | <u>163,356,000</u>   |
| Regional Office - VII  | 157,918,000          | 5,438,000         | 163,356,000          |
| Region VIII - Eastern Visayas  | <u>162,037,000</u>   | <u>4,863,000</u>  | <u>166,900,000</u>   |
| Regional Office - VIII   | 162,037,000          | 4,863,000         | 166,900,000          |

|   |               |                |                |
|---|---------------|----------------|----------------|
| Region IX - Zamboanga Peninsula   | 88,511,000    | 3,845,000      | 92,356,000     |
| Regional Office - IX  | 88,511,000    | 3,845,000      | 92,356,000     |
| Region X - Northern Mindanao  | 117,556,000   | 3,877,000      | 121,433,000    |
| Regional Office - X   | 117,556,000   | 3,877,000      | 121,433,000    |
| Region XI - Davao   | 68,850,000    | 3,667,000      | 72,517,000     |
| Regional Office - XI  | 68,850,000    | 3,667,000      | 72,517,000     |
| Region XII - SOCCSKSARGEN   | 190,298,000   | 7,189,000      | 197,487,000    |
| Regional Office - BARMM   | 122,331,000   | 3,580,000      | 125,911,000    |
| Regional Office - XII   | 67,967,000    | 3,609,000      | 71,576,000     |
| Region XIII - Caraga  | 83,949,000    | 3,587,000      | 87,536,000     |
| Regional Office - XIII  | 83,949,000    | 3,587,000      | 87,536,000     |
| Maintenance, Updating and Safekeeping of Voter Registration Records, election statistics, results and records for record services | 33,146,000    | 874,000        | 34,020,000     |
| National Capital Region (NCR)   | 33,146,000    | 874,000        | 34,020,000     |
| Central Office  | 33,146,000    | 874,000        | 34,020,000     |
| <b>Project(s)</b>   |               |                |                |
| Locally-Funded Project(s)   | 2,167,614,000 | 20,222,688,000 | 22,390,302,000 |
| National and Local Elections  | 1,064,500,000 | 12,772,610,000 | 13,837,110,000 |
| National Capital Region (NCR)   | 1,064,500,000 | 12,772,610,000 | 13,837,110,000 |
| Central Office  | 1,064,500,000 | 12,772,610,000 | 13,837,110,000 |
| Sangguniang Kabataan and Barangay Elections   | 1,044,505,000 | 7,396,775,000  | 8,441,280,000  |
| National Capital Region (NCR)   | 1,044,505,000 | 7,396,775,000  | 8,441,280,000  |
| Central Office  | 1,044,505,000 | 7,396,775,000  | 8,441,280,000  |
| Overseas Absentee Voting Continuing Registration  | 58,609,000    | 53,303,000     | 111,912,000    |
| National Capital Region (NCR)   | 58,609,000    | 53,303,000     | 111,912,000    |
| Central Office  | 58,609,000    | 53,303,000     | 111,912,000    |
| <b>ELECTORAL ENFORCEMENT AND ADJUDICATION PROGRAM</b>   | 55,509,000    | 1,527,000      | 57,036,000     |
| Legal research and issuance of rulings and opinions   | 8,420,000     | 348,000        | 8,768,000      |
| National Capital Region (NCR)   | 8,420,000     | 348,000        | 8,768,000      |
| Central Office  | 8,420,000     | 348,000        | 8,768,000      |

|  |                        |                         |                      |
|--|------------------------|-------------------------|----------------------|
| Investigation and prosecution of violations of election laws                 | 15,874,000             | 553,000                 | 16,427,000           |
| National Capital Region (NCR)  | 15,874,000             | 553,000                 | 16,427,000           |
| Central Office   | 15,874,000             | 553,000                 | 16,427,000           |
| Processing and control of election records/paraphernalia subject to contests | 4,150,000              | 118,000                 | 4,268,000            |
| National Capital Region (NCR)  | 4,150,000              | 118,000                 | 4,268,000            |
| Central Office   | 4,150,000              | 118,000                 | 4,268,000            |
| Hearing/Trial of cases   | 27,065,000             | 508,000                 | 27,573,000           |
| National Capital Region (NCR)  | 27,065,000             | 508,000                 | 27,573,000           |
| Central Office   | 27,065,000             | 508,000                 | 27,573,000           |
| Sub-total, Operations  | 4,421,999,000          | 20,631,715,000          | 101,056,000          |
| <b>TOTAL NEW APPROPRIATIONS</b>  | <b>P 5,555,052,000</b> | <b>P 21,041,581,000</b> | <b>P 101,056,000</b> |

New Appropriations, by Object of Expenditures  
(In Thousand Pesos)

Current Operating Expenditures

Personnel Services

Civilian Personnel

Permanent Positions

|              |           |
|--------------|-----------|
| Basic Salary | 1,923,664 |
|--------------|-----------|

|                           |           |
|---------------------------|-----------|
| Total Permanent Positions | 1,923,664 |
|---------------------------|-----------|

Other Compensation Common to All

|  |           |
|--|-----------|
| Personnel Economic Relief Allowance    | 117,336   |
| Representation Allowance               | 11,748    |
| Transportation Allowance               | 11,748    |
| Clothing and Uniform Allowance         | 29,334    |
| Honoraria                              | 58,609    |
| Overtime Pay                           | 2,029,005 |
| Mid-Year Bonus - Civilian              | 160,306   |
| Year End Bonus                         | 160,306   |
| Cash Gift                              | 24,445    |
| Productivity Enhancement Incentive     | 24,445    |
| Step Increment                         | 4,807     |
| Total Other Compensation Common to All | 2,632,089 |

Other Compensation for Specific Groups

|  |         |
|--|---------|
| Hazard Pay                                   | 80,000  |
| Lump-sum for filling of Positions - Civilian | 437,550 |

|   |            |
|---|------------|
| Total Other Compensation for Specific Groups          | 517,550    |
| Other Benefits  |            |
| PAG-IBIG Contributions                                | 5,866      |
| PhilHealth Contributions                              | 31,659     |
| Employees Compensation Insurance Premiums             | 5,866      |
| Terminal Leave  | 114,179    |
| Total Other Benefits                                  | 157,570    |
| Non-Permanent Positions                               | 227,265    |
| Other Personnel Benefits                              |            |
| Pension, Civilian Personnel                           | 96,914     |
| Total Other Personnel Benefits                        | 96,914     |
| Total Personnel Services                              | 5,555,052  |
| Maintenance and Other Operating Expenses              |            |
| Travelling Expenses                                   | 1,361,464  |
| Training and Scholarship Expenses                     | 1,369,179  |
| Supplies and Materials Expenses                       | 3,387,670  |
| Utility Expenses                                      | 47,544     |
| Communication Expenses                                | 121,346    |
| Confidential, Intelligence and Extraordinary Expenses |            |
| Extraordinary and Miscellaneous Expenses              | 5,894      |
| Professional Services                                 | 12,502,390 |
| General Services                                      | 44,696     |
| Repairs and Maintenance                               | 145,437    |
| Taxes, Insurance Premiums and Other Fees              | 8,638      |
| Other Maintenance and Operating Expenses              |            |
| Advertising Expenses                                  | 122,989    |
| Printing and Publication Expenses                     | 552,896    |
| Representation Expenses                               | 19,457     |
| Transportation and Delivery Expenses                  | 155,903    |
| Rent/Lease Expenses                                   | 193,512    |
| Subscription Expenses                                 | 18,342     |
| Donations   | 1,000      |
| Other Maintenance and Operating Expenses              | 983,224    |
| Total Maintenance and Other Operating Expenses        | 21,041,581 |
| Total Current Operating Expenditures                  | 26,596,633 |
| Capital Outlays                                       |            |
| Property, Plant and Equipment Outlay                  |            |
| Infrastructure Outlay                                 | 24,927     |
| Machinery and Equipment Outlay                        | 76,129     |
| Total Capital Outlays                                 | 101,056    |
| TOTAL NEW APPROPRIATIONS                              | 26,697,689 |



**GENERAL SUMMARY  
COMMISSION ON ELECTIONS**

|   | <u>Current Operating Expenditures</u> |   |                             |                                |
|---|---------------------------------------|---|-----------------------------|--------------------------------|
|   | <u>Personnel Services</u>             | <u>Maintenance and<br/>Other Operating<br/>Expenses</u> | <u>Capital Outlays</u>      | <u>Total</u>                   |
| A. COMMISSION ON ELECTIONS                        | P <u>5,555,052,000</u>                | P <u>21,041,581,000</u>                                 | P <u>101,056,000</u>        | P <u>26,697,689,000</u>        |
| TOTAL NEW APPROPRIATIONS, COMMISSION ON ELECTIONS | P <u><u>5,555,052,000</u></u>         | P <u><u>21,041,581,000</u></u>                          | P <u><u>101,056,000</u></u> | P <u><u>26,697,689,000</u></u> |

**XXXIV. OFFICE OF THE OMBUDSMAN**

For general administration and support, support to operations and operations, including locally-funded project(s), as indicated hereunder . . . . P 4,714,213,000

**New Appropriations, by Program**

|                                       | <u>Current Operating Expenditures</u> |   |                        | <u>Total</u>                |
|---------------------------------------|---------------------------------------|---|------------------------|-----------------------------|
|                                       | <u>Personnel Services</u>             | <u>Maintenance and Other Operating Expenses</u> | <u>Capital Outlays</u> |                             |
| <b>PROGRAMS</b>                       |                                       |   |                        |                             |
| General Administration and Support    | P 2,486,011,000                       | P 781,941,000                                   | P                      | 3,267,952,000               |
| Support to Operations                 | 14,664,000                            | 22,603,000                                      |                        | 37,267,000                  |
| Operations                            | <u>971,920,000</u>                    | <u>437,074,000</u>                              |                        | <u>1,408,994,000</u>        |
| ANTI-CORRUPTION INVESTIGATION PROGRAM | 514,660,000                           | 182,669,000                                     |                        | 697,329,000                 |
| ANTI-CORRUPTION ENFORCEMENT PROGRAM   | 371,975,000                           | 165,845,000                                     |                        | 537,820,000                 |
| OMBUDSMAN PUBLIC ASSISTANCE PROGRAM   | 37,610,000                            | 34,018,000                                      |                        | 71,628,000                  |
| CORRUPTION PREVENTION PROGRAM         | <u>47,675,000</u>                     | <u>54,542,000</u>                               |                        | <u>102,217,000</u>          |
| <b>TOTAL NEW APPROPRIATIONS</b>       | <b>P <u>3,472,595,000</u></b>         | <b>P <u>1,241,618,000</u></b>                   | <b>P</b>               | <b><u>4,714,213,000</u></b> |

**Special Provision(s)**

1. **Organizational Structure.** Notwithstanding any provision of law to the contrary and within the limits of appropriations in this Act, the Ombudsman is hereby authorized to:

- formulate and implement Office of the Ombudsman's organizational structure;
- fix and determine the salaries, allowances and other benefits of personnel of the Office of the Ombudsman in accordance with the rates and levels authorized under R.A. No. 6758, as amended, and R.A. No. 6686, as amended; and
- create new positions, transfer an item or make other adjustments in Personnel Services itemization, whenever public interest so requires.

Implementation of the foregoing shall be subject to: (i) compliance with organization, staffing and position classification and compensation standards of the DBM; (ii) scrap and build policy; and (iii) submission to DBM of a resolution stating the changes in the organization and staffing in accordance with the foregoing standards and policy for proper documentation.

The officials and employees whose positions are affected by a reorganization shall be granted retirement benefits or separation pay in accordance with existing laws, which shall be payable from any unexpended balance of, or savings in the appropriations of the Office of the Ombudsman.

2. **Non-Recurring Expenses.** All non-recurring appropriations authorized herein such as, but not limited to, foreign-assisted projects and locally-funded projects, shall not form part of the Office of the Ombudsman's appropriations that may not be reduced by Congress under Section 38 of R.A. No. 6770.

3. **Use of Savings.** The Ombudsman is authorized to use savings from the appropriations of the Office of the Ombudsman to augment actual deficiencies in any item of its appropriations for the current year, which may include the following purposes: (i) printing and/or publications of decisions, resolutions and training information materials; (ii) repair, maintenance and improvement of central and regional offices, facilities and equipment; (iii) purchase of equipment, books, journals and periodicals; (iv) necessary expenses for the employment of temporary, contractual and casual employees; and (v) payment of extraordinary and miscellaneous expenses, representation and transportation allowances, and other authorized benefits of its officials and employees, subject to pertinent budgeting, accounting and auditing rules and regulations.

4. **Use of Income.** The Office of the Ombudsman may use the income generated from fees collected by it, subject to the conditions under pertinent sections in the General Provisions of this Act and for purposes as may be specifically authorized therein or by applicable provisions of law.

5. **Reporting and Posting Requirements.** The submission of the quarterly reports on its financial and physical accomplishments shall be in accordance with Section 99 of the General Provisions of this Act.

6. **Appropriations for Activities or Projects.** The amounts appropriated herein shall be used specifically for the following activities in the indicated amounts and conditions:

New Appropriations, by Programs/Activities/Projects

|   | Current Operating Expenditures |                    |  |                 |                 |
|---|--------------------------------|--------------------|--|-----------------|-----------------|
|   |                                | Personnel Services | Maintenance and<br>Other Operating<br>Expenses | Capital Outlays | Total           |
| PROGRAMS  |                                |                    |  |                 |                 |
| General Administration and Support  |                                |                    |  |                 |                 |
| General Management and Supervision  | P                              | 1,206,893,000      | P 781,941,000                                  |                 | P 1,988,834,000 |
| Administration of Personnel Benefits  |                                | 1,279,118,000      |  |                 | 1,279,118,000   |
| Sub-total, General Administration and Support   |                                | 2,486,011,000      | 781,941,000                                    |                 | 3,267,952,000   |
| Support to Operations   |                                |                    |  |                 |                 |
| Operation and Maintenance of<br>Computerized Management Information System  |                                | 11,983,000         | 21,103,000                                     |                 | 33,086,000      |
| Statistical Services  |                                | 2,681,000          | 1,500,000                                      |                 | 4,181,000       |
| Sub-total, Support to Operations  |                                | 14,664,000         | 22,603,000                                     |                 | 37,267,000      |
| Operations  |                                |                    |  |                 |                 |
| Reduced incidence and impact of corruption and red tape   |                                | 971,920,000        | 437,074,000                                    |                 | 1,408,994,000   |
| ANTI-CORRUPTION INVESTIGATION PROGRAM   |                                | 514,660,000        | 182,669,000                                    |                 | 697,329,000     |
| Conduct of fact-finding investigation and lifestyle check<br>for case build-up against erring public officials  |                                | 500,041,000        | 151,986,000                                    |                 | 652,027,000     |
| Preliminary investigation of criminal and<br>forfeiture cases against erring public officials   |                                | 14,619,000         | 30,683,000                                     |                 | 45,302,000      |
| ANTI-CORRUPTION ENFORCEMENT PROGRAM   |                                | 371,975,000        | 165,845,000                                    |                 | 537,820,000     |
| Adjudication on administrative cases against erring<br>public officials to enforce anti-corruption laws   |                                | 112,770,000        | 18,595,000                                     |                 | 131,365,000     |
| Prosecution of criminal and forfeiture cases filed<br>against erring public officials with the Sandiganbayan<br>and Regional Trial Courts                 |                                | 238,242,000        | 137,073,000                                    |                 | 375,315,000     |
| Advocacy of Ombudsman cases appealed to the Court<br>of Appeals and Supreme Court including the filing<br>of special civil actions with the Supreme Court |                                | 20,963,000         | 177,000  |                 | 21,140,000      |
| Project(s)  |                                |                    |  |                 |                 |
| Locally-Funded Project(s)   |                                |                    | 10,000,000                                     |                 | 10,000,000      |
| Whistleblower Account/Reward  |                                |                    | 10,000,000                                     |                 | 10,000,000      |

|  |                        |                        |                        |
|--|------------------------|------------------------|------------------------|
| <b>OMBUDSMAN PUBLIC ASSISTANCE PROGRAM</b>   | <b>37,610,000</b>      | <b>34,018,000</b>      | <b>71,628,000</b>      |
| Delivery of responsive and meaningful Public Assistance to address red tape in the bureaucracy   | 37,610,000             | 34,018,000             | 71,628,000             |
| <b>CORRUPTION PREVENTION PROGRAM</b>   | <b>47,675,000</b>      | <b>54,542,000</b>      | <b>102,217,000</b>     |
| Development and implementation of integrity promotion programs to generate a critical mass of anti-corruption advocates in the campaign against official abuse | 11,231,000             | 27,050,000             | 38,281,000             |
| Conduct of integrity assessments and corruption diagnostics to reduce the vulnerability of government agencies to corruption, inefficiency, and red tape       | 36,444,000             | 27,492,000             | 63,936,000             |
| Sub-total, Operations  | 971,920,000            | 437,074,000            | 1,408,994,000          |
| <b>TOTAL NEW APPROPRIATIONS</b>  | <b>P 3,472,595,000</b> | <b>P 1,241,618,000</b> | <b>P 4,714,213,000</b> |

New Appropriations, by Object of Expenditures  
(In Thousand Pesos)

Current Operating Expenditures

Personnel Services

Civilian Personnel

Permanent Positions

|              |           |
|--------------|-----------|
| Basic Salary | 1,812,783 |
|--------------|-----------|

|                           |           |
|---------------------------|-----------|
| Total Permanent Positions | 1,812,783 |
|---------------------------|-----------|

Other Compensation Common to All

|                                     |        |
|-------------------------------------|--------|
| Personnel Economic Relief Allowance | 31,032 |
| Representation Allowance            | 42,726 |
| Transportation Allowance            | 42,726 |
| Clothing and Uniform Allowance      | 7,758  |
| Honoraria                           | 6,038  |
| Mid-Year Bonus - Civilian           | 83,240 |
| Year End Bonus                      | 83,240 |
| Cash Gift                           | 6,465  |
| Productivity Enhancement Incentive  | 6,465  |
| Step Increment                      | 2,495  |

|  |         |
|--|---------|
| Total Other Compensation Common to All | 312,185 |
|--|---------|

Other Compensation for Specific Groups

|  |           |
|--|-----------|
| Magna Carta for Public Health Workers        | 525       |
| Lump-sum for filling of Positions - Civilian | 1,195,114 |

|  |           |
|--|-----------|
| Total Other Compensation for Specific Groups | 1,195,639 |
|--|-----------|

|   |                  |
|---|------------------|
| <b>Other Benefits</b>                                 |                  |
| PAG-IBIG Contributions                                | 1,552            |
| PhilHealth Contributions                              | 12,180           |
| Employees Compensation Insurance Premiums             | 1,552            |
| Retirement Gratuity                                   | 70,476           |
| Loyalty Award - Civilian                              | 1,120            |
| Terminal Leave  | 13,528           |
| <b>Total Other Benefits</b>                           | <b>100,408</b>   |
| <b>Other Personnel Benefits</b>                       |                  |
| Pension, Civilian Personnel                           | 51,580           |
| <b>Total Other Personnel Benefits</b>                 | <b>51,580</b>    |
| <b>Total Personnel Services</b>                       | <b>3,472,595</b> |
| <b>Maintenance and Other Operating Expenses</b>       |                  |
| Travelling Expenses                                   | 202,018          |
| Training and Scholarship Expenses                     | 131,718          |
| Supplies and Materials Expenses                       | 313,908          |
| Utility Expenses                                      | 113,892          |
| Communication Expenses                                | 59,698           |
| Confidential, Intelligence and Extraordinary Expenses |                  |
| Confidential Expenses                                 | 51,468           |
| Extraordinary and Miscellaneous Expenses              | 20,812           |
| Professional Services                                 | 13,710           |
| General Services                                      | 203,426          |
| Repairs and Maintenance                               | 40,799           |
| Taxes, Insurance Premiums and Other Fees              | 8,757            |
| Other Maintenance and Operating Expenses              |                  |
| Advertising Expenses                                  | 3,346            |
| Printing and Publication Expenses                     | 12,041           |
| Representation Expenses                               | 13,478           |
| Transportation and Delivery Expenses                  | 3,967            |
| Rent/Lease Expenses                                   | 24,319           |
| Subscription Expenses                                 | 11,523           |
| Other Maintenance and Operating Expenses              | 12,738           |
| <b>Total Maintenance and Other Operating Expenses</b> | <b>1,241,618</b> |
| <b>Total Current Operating Expenditures</b>           | <b>4,714,213</b> |
| <b>TOTAL NEW APPROPRIATIONS</b>                       | <b>4,714,213</b> |

**GENERAL SUMMARY  
OFFICE OF THE OMBUDSMAN**

|   | <u>Current Operating Expenditures</u> |   |                        |                               |
|---|---------------------------------------|---|------------------------|-------------------------------|
|   | <u>Personnel Services</u>             | <u>Maintenance and<br/>Other Operating<br/>Expenses</u> | <u>Capital Outlays</u> | <u>Total</u>                  |
| A. OFFICE OF THE OMBUDSMAN                        | P <u>3,472,595,000</u>                | P <u>1,241,618,000</u>                                  |                        | P <u>4,714,213,000</u>        |
| TOTAL NEW APPROPRIATIONS, OFFICE OF THE OMBUDSMAN | P <u><u>3,472,595,000</u></u>         | P <u><u>1,241,618,000</u></u>                           |                        | P <u><u>4,714,213,000</u></u> |

**XXXV. COMMISSION ON HUMAN RIGHTS****A. COMMISSION ON HUMAN RIGHTS**

For general administration and support, support to operations, and operations, including locally-funded project(s), as indicated hereunder . . . . P 921,156,000

**New Appropriations, by Program**

|                                      |          | Current Operating Expenditures |  |                        |                            |                             |
|--------------------------------------|----------|--------------------------------|--|------------------------|----------------------------|-----------------------------|
|                                      |          | Personnel Services             | Maintenance and<br>Other Operating<br>Expenses | Financial Expenses     | Capital Outlays            | Total                       |
| <b>PROGRAMS</b>                      |          |                                |  |                        |                            |                             |
| General Administration and Support   | P        | 193,596,000                    | P 138,442,000                                  | P 10,000               | P 15,180,000               | P 347,228,000               |
| Support to Operations                |          | 25,113,000                     | 70,102,000                                     |                        | 12,013,000                 | 107,228,000                 |
| Operations                           |          | <u>307,024,000</u>             | <u>159,676,000</u>                             |                        |                            | <u>466,700,000</u>          |
| HUMAN RIGHTS PROTECTION PROGRAM      |          | 228,052,000                    | 82,944,000                                     |                        |                            | 310,996,000                 |
| HUMAN RIGHTS PROMOTION PROGRAM       |          | 44,579,000                     | 36,502,000                                     |                        |                            | 81,081,000                  |
| HUMAN RIGHTS POLICY ADVISORY PROGRAM |          | <u>34,393,000</u>              | <u>40,230,000</u>                              |                        |                            | <u>74,623,000</u>           |
| <b>TOTAL NEW APPROPRIATIONS</b>      | <b>P</b> | <b><u>525,733,000</u></b>      | <b>P <u>368,220,000</u></b>                    | <b>P <u>10,000</u></b> | <b>P <u>27,193,000</u></b> | <b>P <u>921,156,000</u></b> |

**Special Provision(s)**

~~1. Establishment of a Human Rights Institute. The Commission on Human Rights (CHR) shall include in its Human Rights Promotion Program the establishment of a Human Rights Institute. (DIRECT VETO - President's Veto Message, December 30, 2021, Volume I-B, page 812, R.A. No. 11639)~~

2. **Reporting and Posting Requirements.** The submission of the quarterly reports on its financial and physical accomplishments shall be in accordance with Section 99 of the General Provisions of this Act.

3. **Appropriations for Programs and or Projects.** The amounts appropriated herein shall be used specifically for the following activities or projects in the indicated amounts and conditions:

**New Appropriations, by Programs/Activities/Projects**

|   |   | Current Operating Expenditures |  |                    |                   |                    |
|---|---|--------------------------------|--|--------------------|-------------------|--------------------|
|   |   | Personnel Services             | Maintenance and<br>Other Operating<br>Expenses | Financial Expenses | Capital Outlays   | Total              |
| <b>PROGRAMS</b>                               |   |                                |  |                    |                   |                    |
| General Administration and Support            |   |                                |  |                    |                   |                    |
| General Management and Supervision            | P | 166,431,000                    | P 138,442,000                                  | P 10,000           | P 15,180,000      | P 320,063,000      |
| Administration of Personnel Benefits          |   | <u>27,165,000</u>              |  |                    |                   | <u>27,165,000</u>  |
| Sub-total, General Administration and Support |   | <u>193,596,000</u>             | <u>138,442,000</u>                             | <u>10,000</u>      | <u>15,180,000</u> | <u>347,228,000</u> |

**Support to Operations**

Formulation, coordination,  
monitoring and evaluation of  
Agency plans, policies, programs and  
projects; management of databank;  
information systems; and  
corporate communications

25,113,000

67,147,000

12,013,000

104,273,000

**Project(s)**

Locally-Funded Project(s)

2,955,000

2,955,000

Perception Survey on the Challenges  
in Human Rights Implementation  
in the Philippines

2,955,000

2,955,000

Sub-total, Support to Operations

25,113,000

70,102,000

12,013,000

107,228,000

**Operations**

Violations of human rights effectively  
addressed and remedied

228,052,000

82,944,000

310,996,000

**HUMAN RIGHTS PROTECTION PROGRAM**

228,052,000

82,944,000

310,996,000

Documentation and management of complaints  
of human rights violations (HRVs),  
forensic and medico-legal services, legal  
assistance and counseling, financial  
assistance, witness security and other  
adjunct protection services

219,180,000

67,566,000

286,746,000

Conduct of regular visitations in places  
of detention and rehabilitation facilities  
and preventive monitoring of human rights  
conditions herein

8,872,000

15,378,000

24,250,000

Human rights culture evolved and sustained

44,579,000

36,502,000

81,081,000

**HUMAN RIGHTS PROMOTION PROGRAM**

44,579,000

36,502,000

81,081,000

Implementation of a continuing program  
of research, education and information

44,579,000

36,502,000

81,081,000

Human rights mechanism strengthened

34,393,000

40,230,000

74,623,000

**HUMAN RIGHTS POLICY ADVISORY PROGRAM**

34,393,000

40,230,000

74,623,000

Formulation and advocacy of human rights  
policies, plans and programs; and  
monitoring implementation of international  
human rights instruments

34,393,000

40,230,000

74,623,000

Sub-total, Operations

307,024,000

159,676,000

466,700,000

**TOTAL NEW APPROPRIATIONS**

P

525,733,000

P

368,220,000

P

10,000

27,193,000

P

921,156,000



**New Appropriations, by Object of Expenditures**  
(In Thousand Pesos)

**Current Operating Expenditures**

**Personnel Services**

**Civilian Personnel**

**Permanent Positions**

|              |         |
|--------------|---------|
| Basic Salary | 362,891 |
|--------------|---------|

|                           |         |
|---------------------------|---------|
| Total Permanent Positions | 362,891 |
|---------------------------|---------|

**Other Compensation Common to All**

|                                     |        |
|-------------------------------------|--------|
| Personnel Economic Relief Allowance | 15,912 |
|-------------------------------------|--------|

|                          |       |
|--------------------------|-------|
| Representation Allowance | 3,456 |
|--------------------------|-------|

|                          |       |
|--------------------------|-------|
| Transportation Allowance | 3,456 |
|--------------------------|-------|

|                                |       |
|--------------------------------|-------|
| Clothing and Uniform Allowance | 3,978 |
|--------------------------------|-------|

|                           |        |
|---------------------------|--------|
| Mid-Year Bonus - Civilian | 30,242 |
|---------------------------|--------|

|                |        |
|----------------|--------|
| Year End Bonus | 30,242 |
|----------------|--------|

|           |       |
|-----------|-------|
| Cash Gift | 3,315 |
|-----------|-------|

|                                    |       |
|------------------------------------|-------|
| Productivity Enhancement Incentive | 3,315 |
|------------------------------------|-------|

|                |     |
|----------------|-----|
| Step Increment | 909 |
|----------------|-----|

|  |        |
|--|--------|
| Total Other Compensation Common to All | 94,825 |
|--|--------|

**Other Compensation for Specific Groups**

|                                       |       |
|---------------------------------------|-------|
| Magna Carta for Public Health Workers | 1,129 |
|---------------------------------------|-------|

|                              |       |
|------------------------------|-------|
| Anniversary Bonus - Civilian | 2,010 |
|------------------------------|-------|

|  |       |
|--|-------|
| Total Other Compensation for Specific Groups | 3,139 |
|--|-------|

**Other Benefits**

|                        |     |
|------------------------|-----|
| PAG-IBIG Contributions | 796 |
|------------------------|-----|

|                          |       |
|--------------------------|-------|
| PhilHealth Contributions | 5,577 |
|--------------------------|-------|

|   |     |
|---|-----|
| Employees Compensation Insurance Premiums | 796 |
|---|-----|

|                          |     |
|--------------------------|-----|
| Loyalty Award - Civilian | 365 |
|--------------------------|-----|

|                |        |
|----------------|--------|
| Terminal Leave | 27,165 |
|----------------|--------|

|                      |        |
|----------------------|--------|
| Total Other Benefits | 34,699 |
|----------------------|--------|

**Other Personnel Benefits**

|                             |        |
|-----------------------------|--------|
| Pension, Civilian Personnel | 18,034 |
|-----------------------------|--------|

|                                |        |
|--------------------------------|--------|
| Total Other Personnel Benefits | 18,034 |
|--------------------------------|--------|

|                         |        |
|-------------------------|--------|
| Non-Permanent Positions | 12,145 |
|-------------------------|--------|

|                          |         |
|--------------------------|---------|
| Total Personnel Services | 525,733 |
|--------------------------|---------|

**Maintenance and Other Operating Expenses**

|                     |        |
|---------------------|--------|
| Travelling Expenses | 49,867 |
|---------------------|--------|

|                                   |        |
|-----------------------------------|--------|
| Training and Scholarship Expenses | 37,322 |
|-----------------------------------|--------|

|   |         |
|---|---------|
| Supplies and Materials Expenses                       | 28,682  |
| Utility Expenses                                      | 17,432  |
| Communication Expenses                                | 31,661  |
| Confidential, Intelligence and Extraordinary Expenses |         |
| Confidential Expenses                                 | 1,000   |
| Extraordinary and Miscellaneous Expenses              | 3,334   |
| Professional Services                                 | 44,295  |
| General Services                                      | 41,732  |
| Repairs and Maintenance                               | 6,627   |
| Financial Assistance/Subsidy                          | 8,800   |
| Taxes, Insurance Premiums and Other Fees              | 2,602   |
| Other Maintenance and Operating Expenses              |         |
| Advertising Expenses                                  | 1,825   |
| Printing and Publication Expenses                     | 5,914   |
| Representation Expenses                               | 9,412   |
| Transportation and Delivery Expenses                  | 1,900   |
| Rent/Lease Expenses                                   | 43,639  |
| Membership Dues and Contributions to Organizations    | 450     |
| Subscription Expenses                                 | 10,981  |
| Donations   | 15,200  |
| Other Maintenance and Operating Expenses              | 5,545   |
| Total Maintenance and Other Operating Expenses        | 368,220 |
| Financial Expenses                                    |         |
| Bank Charges  | 10      |
| Total Financial Expenses                              | 10      |
| Total Current Operating Expenditures                  | 893,963 |
| Capital Outlays                                       |         |
| Property, Plant and Equipment Outlay                  |         |
| Machinery and Equipment Outlay                        | 11,687  |
| Furniture, Fixtures and Books Outlays                 | 10,060  |
| Intangible Assets Outlay                              | 5,446   |
| TOTAL CAPITAL OUTLAYS                                 | 27,193  |
| TOTAL NEW APPROPRIATIONS                              | 921,156 |

#### B. HUMAN RIGHTS VIOLATIONS VICTIMS' MEMORIAL COMMISSION

For general administration and support, and operations, as indicated hereunder . . . . . P 36,334,000

#### New Appropriations, by Program

| <u>Current Operating Expenditures</u> |   |                        |              |
|---------------------------------------|---|------------------------|--------------|
| <u>Personnel Services</u>             | <u>Maintenance and<br/>Other Operating<br/>Expenses</u> | <u>Capital Outlays</u> | <u>Total</u> |

**PROGRAMS**

|                                       |   |                   |   |                   |   |                  |   |                   |
|---------------------------------------|---|-------------------|---|-------------------|---|------------------|---|-------------------|
| General Administration and Support    | P | 7,162,000         | P | 9,198,000         | P | 2,350,000        | P | 18,710,000        |
| Operations                            |   | <u>4,213,000</u>  |   | <u>13,411,000</u> |   |                  |   | <u>17,624,000</u> |
| <b>HUMAN RIGHTS EDUCATION PROGRAM</b> |   | <u>4,213,000</u>  |   | <u>13,411,000</u> |   |                  |   | <u>17,624,000</u> |
| <b>TOTAL NEW APPROPRIATIONS</b>       | P | <u>11,375,000</u> | P | <u>22,609,000</u> | P | <u>2,350,000</u> | P | <u>36,334,000</u> |

**Special Provision(s)**

**1. Release of Trust Receipts.** Pursuant to Section 26 of R.A. No. 10368 (Human Rights Victims Reparation and Recognition Act of 2013), the Bureau of the Treasury (BTr) and the Department of Budget and Management (DBM) shall release to the Human Rights Violations Victims' Memorial Commission (HRVVMC) the accrued interest of Six Hundred Fifty Nine Million Two Hundred Forty Five Thousand Seven Hundred Seventy Seven Pesos and Ninety Five Centavos (P659,245,777.95) as of February 19, 2020, notwithstanding the expiration of the balance of the said principal of Ten Billion Pesos (P10,000,000,000) Reparation Fund as of December 31, 2019. The said interest, which is constituted as a trust fund in the National Treasury for the HRVVMC, shall be released upon request of the Memorial Commission to support its budgetary requirements for the establishment and operation of Human Rights Violations Victims' Memorial, Museum, Library and Compendium until the fund is fully utilized subject to budgeting, accounting and auditing rules and regulations.

(CONDITIONAL IMPLEMENTATION - President's Veto Message, December 30, 2021, Volume I-B, page 815, R.A. No. 11639)

**2. Reporting and Posting Requirements.** The submission of the quarterly reports on its financial and physical accomplishments shall be in accordance with Section 99 of the General Provisions of this Act.

**3. Appropriations for Programs or Projects.** The amounts appropriated herein shall be used specifically for the following activities or projects in the indicated amounts and conditions:

**New Appropriations, by Programs/Activities/Projects**

|  | Current Operating Expenditures |                          |                    |                     |
|--|--------------------------------|--------------------------|--------------------|---------------------|
|  | Personnel Services             | Other Operating Expenses | Capital Outlays    | Total               |
| <b>PROGRAMS</b>  |                                |                          |                    |                     |
| General Administration and Support   |                                |                          |                    |                     |
| General Management and Supervision   | P <u>7,162,000</u>             | P <u>9,198,000</u>       | P <u>2,350,000</u> | P <u>18,710,000</u> |
| Sub-total, General Administration and Support  | <u>7,162,000</u>               | <u>9,198,000</u>         | <u>2,350,000</u>   | <u>18,710,000</u>   |
| Operations   |                                |                          |                    |                     |
| Establishment, restoration, preservation of the Memorial/Museum/Library/Compendium developed and sustained | <u>4,213,000</u>               | <u>13,411,000</u>        |                    | <u>17,624,000</u>   |
| <b>HUMAN RIGHTS EDUCATION PROGRAM</b>  | <u>4,213,000</u>               | <u>13,411,000</u>        |                    | <u>17,624,000</u>   |
| Memorialization of the Lessons of the Martial Law Atrocities   | <u>4,213,000</u>               | <u>13,411,000</u>        |                    | <u>17,624,000</u>   |
| Sub-total, Operations  | <u>4,213,000</u>               | <u>13,411,000</u>        |                    | <u>17,624,000</u>   |
| <b>TOTAL NEW APPROPRIATIONS</b>  | P <u>11,375,000</u>            | P <u>22,609,000</u>      | P <u>2,350,000</u> | P <u>36,334,000</u> |

New Appropriations, by Object of Expenditures

(In Thousand Pesos)

## Current Operating Expenditures

## Personnel Services

## Civilian Personnel

## Permanent Positions

|              |       |
|--------------|-------|
| Basic Salary | 8,746 |
|--------------|-------|

|                           |       |
|---------------------------|-------|
| Total Permanent Positions | 8,746 |
|---------------------------|-------|

## Other Compensation Common to All

|                                     |     |
|-------------------------------------|-----|
| Personnel Economic Relief Allowance | 384 |
|-------------------------------------|-----|

|                          |     |
|--------------------------|-----|
| Representation Allowance | 168 |
|--------------------------|-----|

|                          |     |
|--------------------------|-----|
| Transportation Allowance | 168 |
|--------------------------|-----|

|                                |    |
|--------------------------------|----|
| Clothing and Uniform Allowance | 96 |
|--------------------------------|----|

|                           |     |
|---------------------------|-----|
| Mid-Year Bonus - Civilian | 729 |
|---------------------------|-----|

|                |     |
|----------------|-----|
| Year End Bonus | 729 |
|----------------|-----|

|           |    |
|-----------|----|
| Cash Gift | 80 |
|-----------|----|

|                                    |    |
|------------------------------------|----|
| Productivity Enhancement Incentive | 80 |
|------------------------------------|----|

|                |    |
|----------------|----|
| Step Increment | 22 |
|----------------|----|

|  |       |
|--|-------|
| Total Other Compensation Common to All | 2,456 |
|--|-------|

## Other Benefits

|                        |    |
|------------------------|----|
| PAG-IBIG Contributions | 20 |
|------------------------|----|

|                          |     |
|--------------------------|-----|
| PhilHealth Contributions | 133 |
|--------------------------|-----|

|   |    |
|---|----|
| Employees Compensation Insurance Premiums | 20 |
|---|----|

|                      |     |
|----------------------|-----|
| Total Other Benefits | 173 |
|----------------------|-----|

|                          |        |
|--------------------------|--------|
| Total Personnel Services | 11,375 |
|--------------------------|--------|

## Maintenance and Other Operating Expenses

|                     |       |
|---------------------|-------|
| Travelling Expenses | 1,868 |
|---------------------|-------|

|                                   |       |
|-----------------------------------|-------|
| Training and Scholarship Expenses | 2,610 |
|-----------------------------------|-------|

|                                 |       |
|---------------------------------|-------|
| Supplies and Materials Expenses | 3,307 |
|---------------------------------|-------|

|                  |       |
|------------------|-------|
| Utility Expenses | 1,311 |
|------------------|-------|

|                        |     |
|------------------------|-----|
| Communication Expenses | 543 |
|------------------------|-----|

|                       |       |
|-----------------------|-------|
| Professional Services | 6,050 |
|-----------------------|-------|

|                  |       |
|------------------|-------|
| General Services | 4,602 |
|------------------|-------|

## Other Maintenance and Operating Expenses

|                      |    |
|----------------------|----|
| Advertising Expenses | 55 |
|----------------------|----|

|                                   |     |
|-----------------------------------|-----|
| Printing and Publication Expenses | 164 |
|-----------------------------------|-----|

|                         |     |
|-------------------------|-----|
| Representation Expenses | 139 |
|-------------------------|-----|

|                     |       |
|---------------------|-------|
| Rent/Lease Expenses | 1,780 |
|---------------------|-------|

|                       |     |
|-----------------------|-----|
| Subscription Expenses | 180 |
|-----------------------|-----|

|  |        |
|--|--------|
| Total Maintenance and Other Operating Expenses | 22,609 |
|--|--------|

|                                      |        |
|--------------------------------------|--------|
| Total Current Operating Expenditures | 33,984 |
|--------------------------------------|--------|

|                                      |                      |
|--------------------------------------|----------------------|
| Capital Outlays                      |                      |
| Property, Plant and Equipment Outlay |                      |
| Machinery and Equipment Outlay       | <u>2,350</u>         |
| Total Capital Outlays                | <u>2,350</u>         |
| TOTAL NEW APPROPRIATIONS             | <u><u>36,334</u></u> |

**GENERAL SUMMARY**  
**COMMISSION ON HUMAN RIGHTS**

| <u>Current Operating Expenditures</u>                      |                           |   |                           |                        |                      |
|--|---------------------------|---|---------------------------|------------------------|----------------------|
|  | <u>Personnel Services</u> | <u>Maintenance and<br/>Other Operating<br/>Expenses</u> | <u>Financial Expenses</u> | <u>Capital Outlays</u> | <u>Total</u>         |
| A. COMMISSION ON HUMAN RIGHTS                              | P 525,733,000             | P 368,220,000   | P 10,000                  | P 27,193,000           | P 921,156,000        |
| B. HUMAN RIGHTS VIOLATIONS VICTIMS'<br>MEMORIAL COMMISSION | <u>11,375,000</u>         | <u>22,609,000</u>                                       |                           | <u>2,350,000</u>       | <u>36,334,000</u>    |
| TOTAL NEW APPROPRIATIONS,<br>COMMISSION ON HUMAN RIGHTS    | P <u>537,108,000</u>      | P <u>390,829,000</u>                                    | P <u>10,000</u>           | P <u>29,543,000</u>    | P <u>957,490,000</u> |

**XXXVI. BUDGETARY SUPPORT TO GOVERNMENT CORPORATIONS****A. DEPARTMENT OF AGRICULTURE****A.1. NATIONAL DAIRY AUTHORITY**

For subsidy requirements in accordance with the program(s), and project(s) as indicated hereunder ..... P 510,908,000

**New Appropriations, by Program**

|                                    | Current Operating Expenditures |  |                 |                    |
|------------------------------------|--------------------------------|--|-----------------|--------------------|
|                                    | Personnel Services             | Maintenance and<br>Other Operating<br>Expenses | Capital Outlays | Total              |
| <b>PROGRAMS</b>                    |                                |  |                 |                    |
| General Administration and Support | P                              | 24,088,000                                     | P               | 24,088,000         |
| Support to Operations              |                                | 33,577,000                                     |                 | 33,577,000         |
| Operations                         |                                | <u>453,243,000</u>                             |                 | <u>453,243,000</u> |
| DAIRY INDUSTRY DEVELOPMENT PROGRAM |                                | <u>453,243,000</u>                             |                 | <u>453,243,000</u> |
| <b>TOTAL NEW APPROPRIATIONS</b>    | P                              | <u>510,908,000</u>                             | P               | <u>510,908,000</u> |

**Special Provision(s)**

1. **Subsidy to the National Dairy Authority.** The amount of Four Hundred Fifty Three Million Two Hundred Forty Three Thousand Pesos (P453,243,000) appropriated herein under the subsidy to the National Dairy Authority (NDA) shall be used for the implementation of the Dairy Industry Development Program.

The NDA shall ensure that implementation of the foregoing shall directly benefit farmers registered under the Registry System for Basic Sectors in Agriculture, with priority given to the provinces or regions where the absolute number of poor farmers and the incidence of poverty are high as identified in the latest official poverty statistics of the PSA.

2. **Special Provisions Applicable to All Government Corporations.** In addition to the foregoing special provision, the special provisions applicable to all government corporations enumerated under the Budgetary Support to Government Corporations-Others shall be observed by the NDA.

**New Appropriations, by Programs/Activities/Projects**

|   | Current Operating Expenditures |  |                 |                   |
|---|--------------------------------|--|-----------------|-------------------|
|   | Personnel Services             | Maintenance and<br>Other Operating<br>Expenses | Capital Outlays | Total             |
| <b>PROGRAMS</b>                               |                                |  |                 |                   |
| General Administration and Support            |                                |  |                 |                   |
| General Management and Supervision            | P                              | <u>24,088,000</u>                              | P               | <u>24,088,000</u> |
| Sub-total, General Administration and Support |                                | <u>24,088,000</u>                              |                 | <u>24,088,000</u> |
| Support to Operations                         |                                |  |                 |                   |
| Industry Support Program                      |                                | <u>33,577,000</u>                              |                 | <u>33,577,000</u> |
| Sub-total, Support to Operations              |                                | <u>33,577,000</u>                              |                 | <u>33,577,000</u> |

## Operations

|   |                    |                    |
|---|--------------------|--------------------|
| Growth and competitiveness of the dairy sector enhanced | 453,243,000        | 453,243,000        |
| <b>DAIRY INDUSTRY DEVELOPMENT PROGRAM</b>               | <b>453,243,000</b> | <b>453,243,000</b> |
| Dairy herd build-up                                     | 119,243,000        | 119,243,000        |
| Dairy enterprise development                            | 64,130,000         | 64,130,000         |
| Project(s)  |                    |                    |
| Locally-Funded Project                                  | 269,870,000        | 269,870,000        |
| Expanded Dairy Project                                  | 243,870,000        | 243,870,000        |
| Region I - Ilocos                                       | 22,170,000         | 22,170,000         |
| Province of La Union                                    | 11,085,000         | 11,085,000         |
| Province of Pangasinan                                  | 11,085,000         | 11,085,000         |
| Cordillera Administrative Region                        | 11,085,000         | 11,085,000         |
| Province of Abra  | 11,085,000         | 11,085,000         |
| Region II - Cagayan Valley                              | 11,085,000         | 11,085,000         |
| Province of Isabela                                     | 11,085,000         | 11,085,000         |
| Region III - Central Luzon                              | 22,170,000         | 22,170,000         |
| Province of Pampanga                                    | 11,085,000         | 11,085,000         |
| Province of Tarlac                                      | 11,085,000         | 11,085,000         |
| Region IVA - CALABARZON                                 | 11,085,000         | 11,085,000         |
| Province of Quezon                                      | 11,085,000         | 11,085,000         |
| Region IVB - MIMAROPA                                   | 33,255,000         | 33,255,000         |
| Province of Mindoro Oriental                            | 22,170,000         | 22,170,000         |
| Province of Mindoro Occidental                          | 11,085,000         | 11,085,000         |
| Region V - Bicol  | 22,170,000         | 22,170,000         |
| Province of Albay                                       | 11,085,000         | 11,085,000         |
| Province of Camarines Sur                               | 11,085,000         | 11,085,000         |
| Region VI - Western Visayas                             | 22,170,000         | 22,170,000         |
| Province of Aklan                                       | 11,085,000         | 11,085,000         |
| Province of Guimaras                                    | 11,085,000         | 11,085,000         |
| Region VII - Central Visayas                            | 22,170,000         | 22,170,000         |
| Province of Cebu  | 11,085,000         | 11,085,000         |
| Province of Negros Oriental                             | 11,085,000         | 11,085,000         |
| Region X - Northern Mindanao                            | 33,255,000         | 33,255,000         |
| Province of Misamis Occidental                          | 11,085,000         | 11,085,000         |
| Province of Misamis Oriental                            | 11,085,000         | 11,085,000         |
| Province of Lanao del Norte                             | 11,085,000         | 11,085,000         |
| Region XII - SOCCSKARGEN                                | 22,170,000         | 22,170,000         |
| Province of North Cotabato                              | 11,085,000         | 11,085,000         |
| Province of Sultan Kudarat                              | 11,085,000         | 11,085,000         |



|   |                      |                      |
|---|----------------------|----------------------|
| Region XIII - Caraga  | 11,085,000           | 11,085,000           |
| Province of Agusan del Norte  | 11,085,000           | 11,085,000           |
| Implementation of Davao Oriental Dairy Development Program in Mati City, Davao Oriental             | 6,000,000            | 6,000,000            |
| Implementation of Community-based Dairy Production Livelihood Program in the Province of Marinduque | 10,000,000           | 10,000,000           |
| Implementation of Community-based Dairy Production Livelihood Program in the Province of Ilocos Sur | 10,000,000           | 10,000,000           |
| Sub-total, Operations   | 453,243,000          | 453,243,000          |
| <b>TOTAL NEW APPROPRIATIONS</b>   | <b>P 510,908,000</b> | <b>P 510,908,000</b> |

**New Appropriations, by Object of Expenditures**  
(In Thousand Pesos)

**Current Operating Expenditures**

|  |  |                |
|--|--|----------------|
| Maintenance and Other Operating Expenses       |  |                |
| Financial Assistance/Subsidy                   |  | 510,908        |
| Total Maintenance and Other Operating Expenses |  | 510,908        |
| Total Current Operating Expenditures           |  | 510,908        |
| <b>TOTAL NEW APPROPRIATIONS</b>                |  | <b>510,908</b> |

**A.2. NATIONAL FOOD AUTHORITY**

For subsidy requirements in accordance with the program(s), as indicated hereunder . . . . . P 7,000,000,000

**New Appropriations, by Program**

|                          | <u>Current Operating Expenditures</u> |   |                        |                      |
|--------------------------|---------------------------------------|---|------------------------|----------------------|
|                          | <u>Personnel Services</u>             | <u>Maintenance and<br/>Other Operating<br/>Expenses</u> | <u>Capital Outlays</u> | <u>Total</u>         |
| <b>PROGRAMS</b>          |                                       |   |                        |                      |
| Operations               | P                                     | <u>7,000,000,000</u>                                    | P                      | <u>7,000,000,000</u> |
| BUFFER STOCKING PROGRAM  |                                       | <u>7,000,000,000</u>                                    |                        | <u>7,000,000,000</u> |
| TOTAL NEW APPROPRIATIONS |                                       | <u>7,000,000,000</u>                                    |                        | <u>7,000,000,000</u> |

**Special Provision(s)**

1. **Subsidy to the National Food Authority.** The amount of Seven Billion Pesos (P7,000,000,000) appropriated herein shall be used for the implementation of the Buffer Stocking Program of the NFA in times of calamities, fortuitous events, or shortfall in production. Sufficient rice buffer stock shall be sourced solely from local farmers.

In order to monitor the country's rice stocks, owners of duly licensed or accredited warehouses shall submit quarterly reports on actual rice stocks in their respective warehouses to the NFA, within thirty (30) days after the end of each quarter, either in printed form or by way of electronic document.

2. **Special Provisions Applicable to All Government Corporations.** In addition to the foregoing special provision, the special provisions applicable to all government corporations enumerated under the Budgetary Support to Government Corporations-Others shall be observed by the NFA.

New Appropriations, by Programs/Activities/Projects

|   | Current Operating Expenditures |  |                 |               |
|---|--------------------------------|--|-----------------|---------------|
|   | Personnel Services             | Maintenance and<br>Other Operating<br>Expenses | Capital Outlays | Total         |
| PROGRAMS                                |                                |  |                 |               |
| Operations                              |                                |  |                 |               |
| Food security for rice and corn ensured |                                |  |                 |               |
| BUFFER STOCKING PROGRAM                 | P                              | 7,000,000,000                                  | P               | 7,000,000,000 |
| Local palay procurement                 |                                | 7,000,000,000                                  |                 | 7,000,000,000 |
| Sub-total, Operations                   |                                | 7,000,000,000                                  |                 | 7,000,000,000 |
| TOTAL NEW APPROPRIATIONS                | P                              | 7,000,000,000                                  | P               | 7,000,000,000 |

New Appropriations, by Object of Expenditures  
(In Thousand Pesos)

## Current Operating Expenditures

|  |  |  |           |
|--|--|--|-----------|
| Maintenance and Other Operating Expenses       |  |  |           |
| Financial Assistance/Subsidy                   |  |  | 7,000,000 |
| Total Maintenance and Other Operating Expenses |  |  | 7,000,000 |
| Total Current Operating Expenditures           |  |  | 7,000,000 |
| TOTAL NEW APPROPRIATIONS                       |  |  | 7,000,000 |

**A.3. NATIONAL TOBACCO ADMINISTRATION**

For subsidy requirements in accordance with the program(s) and project(s), as indicated hereunder . . . . . P 50,000,000

New Appropriations, by Program

|                              | <u>Current Operating Expenditures</u> |   |                        |                   |
|------------------------------|---------------------------------------|---|------------------------|-------------------|
|                              | <u>Personnel Services</u>             | <u>Maintenance and<br/>Other Operating<br/>Expenses</u> | <u>Capital Outlays</u> | <u>Total</u>      |
| <b>PROGRAMS</b>              |                                       |   |                        |                   |
| Operations                   | P                                     | <u>50,000,000</u>                                       | P                      | <u>50,000,000</u> |
| TOBACCO INDUSTRY DEVELOPMENT |                                       | <u>50,000,000</u>                                       |                        | <u>50,000,000</u> |
| TOTAL NEW APPROPRIATIONS     |                                       | <u>50,000,000</u>                                       |                        | <u>50,000,000</u> |

**Special Provision(s)**

1. **Tobacco Fund.** In addition to the amount appropriated herein, the amount of Five Hundred Five Million Four Hundred Ninety Four Thousand Pesos (P505,494,000) shall be used by the National Tobacco Administration (NTA) for its operating requirements sourced from the forty percent (40%) of the balance of the entire collection from the specific taxes on locally-manufactured Virginia-type cigarettes and tariff duties on imported leaf tobacco, after setting aside the share of the LGUs and BIR, in accordance with Section 5 of R.A. No. 4155, as amended by Section 3 of R.A. No. 5447.

The NTA shall utilize Two Hundred Million Pesos (P200,000,000) of the Tobacco Fund which shall be allocated equally for the support of the contract growing system project and for the curing barn assistance projects.

Release of funds shall be subject to the submission of a Special Budget pursuant to Section 35, Chapter 5, Book VI of E.O. No. 292, s. 1987.

2. **Special Provisions Applicable to All Government Corporations.** In addition to the foregoing special provisions, the special provisions applicable to all government corporations enumerated under the Budgetary Support to Government Corporations-Others shall be observed by the NTA.

**New Appropriations, by Programs/Activities/Projects**

|  | Current Operating Expenditures |  |                 | Total               |
|--|--------------------------------|--|-----------------|---------------------|
|  | Personnel Services             | Maintenance and<br>Other Operating<br>Expenses | Capital Outlays |                     |
| PROGRAMS   |                                |  |                 |                     |
| Operations   |                                |  |                 |                     |
| Productivity and income of tobacco farmers increased | P                              | <u>50,000,000</u>                              |                 | P <u>50,000,000</u> |
| TOBACCO INDUSTRY DEVELOPMENT<br>PROGRAM              |                                | <u>50,000,000</u>                              |                 | <u>50,000,000</u>   |
| Project(s)   |                                |  |                 |                     |
| Locally-Funded Project(s)                            |                                |  |                 |                     |
| Emergency Cash Assistance to Tobacco Farmers         |                                | <u>50,000,000</u>                              |                 | <u>50,000,000</u>   |
| Sub-total, Operations                                |                                | <u>50,000,000</u>                              |                 | <u>50,000,000</u>   |
| TOTAL NEW APPROPRIATIONS                             | P                              | <u>50,000,000</u>                              |                 | P <u>50,000,000</u> |

**New Appropriations, by Object of Expenditures**  
(In Thousand Pesos)**Current Operating Expenditures**

|  |  |                      |
|--|--|----------------------|
| Maintenance and Other Operating Expenses       |  |                      |
| Financial Assistance/Subsidy                   |  | <u>50,000</u>        |
| Total Maintenance and Other Operating Expenses |  | <u>50,000</u>        |
| Total Current Operating Expenditures           |  | <u>50,000</u>        |
| <b>TOTAL NEW APPROPRIATIONS</b>                |  | <u><u>50,000</u></u> |

**A.4. PHILIPPINE COCONUT AUTHORITY**

For subsidy requirements in accordance with the program(s) and project(s), as indicated hereunder . . . . . P 1,090,492,000

**New Appropriations, by Program**

|                                       | Current Operating Expenditures |  |                 | Total                       |
|---------------------------------------|--------------------------------|--|-----------------|-----------------------------|
|                                       | Personnel Services             | Maintenance and Other Operating Expenses | Capital Outlays |                             |
| <b>PROGRAMS</b>                       |                                |  |                 |                             |
| General Administration and support    | P                              | 309,758,000                              | P               | 309,758,000                 |
| Operations                            |                                | <u>780,734,000</u>                       |                 | <u>780,734,000</u>          |
| COCONUT INDUSTRY DEVELOPMENT PROGRAM  |                                | 680,734,000                              |                 | 680,734,000                 |
| OIL PALM INDUSTRY DEVELOPMENT PROGRAM |                                | <u>100,000,000</u>                       |                 | <u>100,000,000</u>          |
| <b>TOTAL NEW APPROPRIATIONS</b>       | P                              | <u><u>1,090,492,000</u></u>              | P               | <u><u>1,090,492,000</u></u> |

**Special Provision(s)**

1. **Coconut Development Fund and Coconut Consumers Stabilization Fund.** The amount of Six Million Seven Hundred Fifty Thousand Pesos (P6,750,000) shall be used for the development of the coconut industry sourced from service fees on desiccated coconut and from levies on copra rececada, constituted into the Coconut Development Fund and Coconut Consumers Stabilization Fund in accordance with Section 14 of R.A. No. 1145 and Section 1, Article III of P.D. No. 1468, respectively.

Release of funds shall be subject to the submission of a Special Budget pursuant to Section 35, Chapter 5, Book VI of E.O. No. 292, s. 1987.

2. **Subsidy to the Philippine Coconut Authority.** The amount of Seven Hundred Eighty Million Seven Hundred Thirty Four Thousand Pesos (P780,734,000) appropriated herein under subsidy for the Philippine Coconut Authority (PCA) shall be used for the implementation of the Coconut and Oil Palm Industry Development Program.

In the implementation of said projects, the PCA shall give priority to major coconut producing provinces and other provinces identified in the Focus Geographical Areas in accordance with National Budget Memorandum No. 126 dated April 4, 2016.

3. **Prior Years' Subsidy Releases from the National Government.** The PCA is hereby authorized to use subsidy released for programs and projects in 2016-2021 to cover the additional funding requirements of activities or projects covered by the programs or sub-programs indicated herein. Accordingly, the PCA shall prepare a work and financial plan covering the projects or activities to be funded from prior years' subsidies subject to the endorsement of the PCA's Board of Directors, to be submitted to the DBM for approval.

4. **Special Provisions Applicable to All Government Corporations.** In addition to the foregoing special provisions, the special provisions applicable to all government corporations enumerated under the Budgetary Support to Government Corporations-Others shall be observed by the PCA.

**New Appropriations, by Programs/Activities/Projects**

|  | Current Operating Expenditures |  |                 | Total              |
|--|--------------------------------|--|-----------------|--------------------|
|  | Personnel Services             | Maintenance and Other Operating Expenses | Capital Outlays |                    |
| <b>PROGRAMS</b>  |                                |  |                 |                    |
| General Administration and Support                                       |                                |  |                 |                    |
| General Management and Supervision                                       | P                              | <u>309,758,000</u>                       | P               | <u>309,758,000</u> |
| Sub-total, General Administration and Support                            |                                | <u>309,758,000</u>                       |                 | <u>309,758,000</u> |
| Operations   |                                |  |                 |                    |
| Growth and Competitiveness of the Coconut and Oil Palm Industry Enhanced |                                | <u>780,734,000</u>                       |                 | <u>780,734,000</u> |

|   |                 |                 |
|---|-----------------|-----------------|
| COCONUT INDUSTRY DEVELOPMENT PROGRAM  | 680,734,000     | 680,734,000     |
| COCONUT PRODUCTIVITY ENHANCEMENT (CPE)<br>SUB-PROGRAM                       | 619,616,000     | 619,616,000     |
| Farm Production and Extension Services                                      | 183,430,000     | 183,430,000     |
| Locally-Funded Project(s)   | 436,186,000     | 436,186,000     |
| Coconut Fertilization Project   | 225,489,000     | 225,489,000     |
| Coconut Village Development Project   | 34,487,000      | 34,487,000      |
| Planting and Replanting of Local Cultivars Project                          | 176,210,000     | 176,210,000     |
| COCONUT RESEARCH AND DEVELOPMENT<br>SUB-PROGRAM                             | 61,118,000      | 61,118,000      |
| Conduct of Coconut Research   | 61,118,000      | 61,118,000      |
| OIL PALM INDUSTRY DEVELOPMENT PROGRAM                                       | 100,000,000     | 100,000,000     |
| OIL PALM PRODUCTIVITY ENHANCEMENT SUB-PROGRAM                               | 100,000,000     | 100,000,000     |
| Project(s)  |                 |                 |
| Locally-Funded Project(s)   | 100,000,000     | 100,000,000     |
| Smallholders Oil Palm Plantation<br>Development Project                     | 100,000,000     | 100,000,000     |
| Sub-total, Operations   | 780,734,000     | 780,734,000     |
| TOTAL NEW APPROPRIATIONS  | P 1,090,492,000 | P 1,090,492,000 |
| <u>New Appropriations, by Object of Expenditures</u><br>(In Thousand Pesos) |                 |                 |
| Current Operating Expenditures  |                 |                 |
| Maintenance and Other Operating Expenses                                    |                 |                 |
| Financial Assistance/Subsidy  |                 | 1,090,492       |
| Total Maintenance and Other Operating Expenses                              |                 | 1,090,492       |
| Total Current Operating Expenditures  |                 | 1,090,492       |
| TOTAL NEW APPROPRIATIONS  |                 | 1,090,492       |

**A.5. PHILIPPINE FISHERIES DEVELOPMENT AUTHORITY**

For the subsidy requirements in accordance with the program(s) and project(s), as indicated hereunder . . . . . P 4,308,058,000

New Appropriations, by Program

|  | <u>Current Operating Expenditures</u> |  |                 |                        |
|--|---------------------------------------|--|-----------------|------------------------|
|  |                                       | Maintenance and<br>Other Operating<br>Expenses | Capital Outlays | Total                  |
|  | <u>Personnel Services</u>             |  |                 |                        |
| PROGRAMS                                     |                                       |  |                 |                        |
| Operations                                   | P                                     | <u>4,308,058,000</u>                           |                 | P <u>4,308,058,000</u> |
| FISHERIES INFRASTRUCTURE DEVELOPMENT PROGRAM |                                       | <u>4,308,058,000</u>                           |                 | <u>4,308,058,000</u>   |
| TOTAL NEW APPROPRIATIONS                     | P                                     | <u>4,308,058,000</u>                           |                 | P <u>4,308,058,000</u> |

**Special Provision(s)**

1. **Subsidy to the Philippine Fisheries Development Authority.** The amount of Four Billion Three Hundred Eight Million Fifty Eight Thousand Pesos (P4,308,058,000) appropriated herein as subsidy for the Philippine Fisheries Development Authority (PFDA) shall be used for the implementation of Fisheries Infrastructure Development Program.

Release of funds shall be subject to the submission of an updated work program and financial plan for each project.

2. **Prior Years' Subsidy Releases from the National Government.** The PFDA is hereby authorized to use subsidy released for programs and projects in 2016-2021 to cover the additional funding requirements of activities or projects covered by the programs or sub-programs indicated herein. Accordingly, the PFDA shall prepare a work and financial plan covering the projects or activities to be funded from prior years' subsidies subject to the endorsement of the PFDA's Board of Directors, to be submitted to the DBM for approval.

3. **Special Provisions Applicable to All Government Corporations.** In addition to the foregoing special provisions, the special provisions applicable to all government corporations enumerated under the Budgetary Support to Government Corporations-Others shall be observed by the PFDA.

New Appropriations, by Programs/Activities/Projects

|  | Current Operating Expenditures |  |                 |                 |
|--|--------------------------------|--|-----------------|-----------------|
|  | Personnel Services             | Maintenance and<br>Other Operating<br>Expenses | Capital Outlays | Total           |
| PROGRAMS   |                                |  |                 |                 |
| Operations   |                                |  |                 |                 |
| Fish ports and other post-harvest<br>facilites and services enhanced | P                              | 4,308,058,000                                  |                 | P 4,308,058,000 |
| FISHERIES INFRASTRUCTURE DEVELOPMENT PROGRAM                         |                                | 4,308,058,000                                  |                 | 4,308,058,000   |
| Project(s)   |                                |  |                 |                 |
| Locally-Funded Project(s)  |                                | 4,308,058,000                                  |                 | 4,308,058,000   |
| Construction/Rehabilitation/Improvement<br>of Fish Ports             |                                | 4,308,058,000                                  |                 | 4,308,058,000   |
| Sub-Total, Operations  |                                | 4,308,058,000                                  |                 | 4,308,058,000   |
| TOTAL NEW APPROPRIATIONS   | P                              | 4,308,058,000                                  |                 | P 4,308,058,000 |

New Appropriations, by Object of Expenditures

(In Thousand Pesos)

**Current Operating Expenditures****Maintenance and Other Operating Expenses**

|                              |           |
|------------------------------|-----------|
| Financial Assistance/Subsidy | 4,308,058 |
|------------------------------|-----------|

|  |           |
|--|-----------|
| Total Maintenance and Other Operating Expenses | 4,308,058 |
|--|-----------|

|                                      |           |
|--------------------------------------|-----------|
| Total Current Operating Expenditures | 4,308,058 |
|--------------------------------------|-----------|

|                                 |                  |
|---------------------------------|------------------|
| <b>TOTAL NEW APPROPRIATIONS</b> | <b>4,308,058</b> |
|---------------------------------|------------------|

**A.6. PHILIPPINE RICE RESEARCH INSTITUTE**

|  |               |
|--|---------------|
| For subsidy requirements in accordance with the program(s), as indicated hereunder . . . . . | P 621,796,000 |
|--|---------------|

**New Appropriations, by Program**

|                                    | <u>Current Operating Expenditures</u> |   |                        | <u>Total</u>       |
|------------------------------------|---------------------------------------|---|------------------------|--------------------|
|                                    | <u>Personnel Services</u>             | <u>Maintenance and<br/>Other Operating<br/>Expenses</u> | <u>Capital Outlays</u> |                    |
| <b>PROGRAMS</b>                    |                                       |   |                        |                    |
| General Administration and Support | P                                     | 295,981,000   | P                      | 295,981,000        |
| Operations                         |                                       | 325,815,000   |                        | 325,815,000        |
| RESEARCH AND DEVELOPMENT PROGRAM   |                                       | 325,815,000   |                        | 325,815,000        |
| <b>TOTAL NEW APPROPRIATIONS</b>    | P                                     | <b>621,796,000</b>                                      | P                      | <b>621,796,000</b> |

**Special Provision(s)**

1. **Subsidy to the Philippine Rice Research Institute.** The amount of Three Hundred Twenty Five Million Eight Hundred Fifteen Thousand Pesos (P325,815,000) appropriated herein under the subsidy to Philippine Rice Research Institute (PhilRice) shall be used for its Rice Research and Development Program, consistent with the National Rice Program of the DA.

2. **Prior Years' Subsidy Releases from the National Government.** The PhilRice is hereby authorized to use subsidy released for programs and projects in 2016-2021 to cover the additional funding requirements of activities or projects covered by the programs or sub-programs indicated herein. Accordingly, the PhilRice shall prepare a work and financial plan covering the projects or activities to be funded from prior years' subsidies subject to the endorsement of the PhilRice's Board of Directors, to be submitted to the DBM for approval.

3. **Special Provisions Applicable to All Government Corporations.** In addition to the foregoing special provisions, the special provisions applicable to all government corporations enumerated under the Budgetary Support to Government Corporations-Others shall be observed by the PhilRice.

**New Appropriations, by Programs/Activities/Projects**

|                                    | <u>Current Operating Expenditures</u> |   |                        | <u>Total</u> |
|------------------------------------|---------------------------------------|---|------------------------|--------------|
|                                    | <u>Personnel Services</u>             | <u>Maintenance and<br/>Other Operating<br/>Expenses</u> | <u>Capital Outlays</u> |              |
| <b>PROGRAMS</b>                    |                                       |   |                        |              |
| General Administration and Support |                                       |   |                        |              |
| General Management and Supervision | P                                     | 295,981,000   | P                      | 295,981,000  |

|   |                             |                             |
|---|-----------------------------|-----------------------------|
| Sub-total, General Administration and Support   | <u>295,981,000</u>          | <u>295,981,000</u>          |
| Operations  |                             |                             |
| Adoption of high-quality seeds of developed/<br>released rice varieties and other<br>technologies increased | <u>325,815,000</u>          | <u>325,815,000</u>          |
| <b>RESEARCH AND DEVELOPMENT PROGRAM</b>   | <u>325,815,000</u>          | <u>325,815,000</u>          |
| Conduct of regional rice research for<br>development programs for Luzon, Visayas,<br>and Mindanao           | <u>325,815,000</u>          | <u>325,815,000</u>          |
| Sub-total, Operations   | <u>325,815,000</u>          | <u>325,815,000</u>          |
| <b>TOTAL NEW APPROPRIATIONS</b>   | <b>P <u>621,796,000</u></b> | <b>P <u>621,796,000</u></b> |

New Appropriations, by Object of Expenditures  
(In Thousand Pesos)

Current Operating Expenditures

|  |  |                       |
|--|--|-----------------------|
| Maintenance and Other Operating Expenses       |  |                       |
| Financial Assistance/Subsidy                   |  | <u>621,796</u>        |
| Total Maintenance and Other Operating Expenses |  | <u>621,796</u>        |
| Total Current Operating Expenditures           |  | <u>621,796</u>        |
| <b>TOTAL NEW APPROPRIATIONS</b>                |  | <u><u>621,796</u></u> |

**A.7. SUGAR REGULATORY ADMINISTRATION**

For subsidy requirements in accordance with the program(s), as indicated hereunder . . . . . P 712,260,000

New Appropriations, by Program

|   | <u>Current Operating Expenditures</u> |   |                             |
|---|---------------------------------------|---|-----------------------------|
|   | <u>Personnel Services</u>             | <u>Maintenance and<br/>Other Operating<br/>Expenses</u> | <u>Capital Outlays</u>      |
|   |                                       |   | <u>Total</u>                |
| <b>PROGRAMS</b>                               |                                       |   |                             |
| Operations                                    | P <u>712,260,000</u>                  |   | P <u>712,260,000</u>        |
| <b>SUGARCANE INDUSTRY DEVELOPMENT PROGRAM</b> | <u>712,260,000</u>                    |   | <u>712,260,000</u>          |
| <b>TOTAL NEW APPROPRIATIONS</b>               | <b>P <u>712,260,000</u></b>           |   | <b>P <u>712,260,000</u></b> |

**Special Provision(s)**

1. **Subsidy to the Sugar Regulatory Administration.** The amount of Seven Hundred Twelve Million Two Hundred Sixty Thousand Pesos (P712,260,000) appropriated herein under the subsidy to the Sugar Regulatory Administration (SRA) shall be used for the implementation of the Sugarcane Industry Development Program.



**2. Farm-to-Mill Roads Projects.** Of the amounts appropriated herein, Three Hundred Fifty Six Million One Hundred Thirty Thousand Pesos (P356,130,000) shall be used for Farm-to-Mill Road (FMR) projects which shall be released directly to the DPWH for the construction or rehabilitation of FMRs in key sugarcane producing provinces in accordance with the approved FMR Master Plan. For this purpose, the SRA shall ensure that: (i) the Master Plan shall include the scope of work, estimated length in kilometers, and specific location for each of the FMRs, as well as the list of priority FMR projects which must be connected to the national highways or arterial roads leading to sugarcane plantations, farms, and areas of influence; and (ii) the FMR projects implemented are properly geo-tagged.

The approved Master Plan shall be regularly updated to prioritize: (a) sugarcane plantations of at least one hundred (100) hectares which leads to block farms, small farms, and expansion areas; (b) sugarcane farms and expansion areas of at least one hundred (100) hectares regardless of farm sizes and ownership; and (c) sugarcane area of influence of at least ten (10) hectares.

Release of funds shall be subject to submission of a MOA between SRA and DPWH which shall contain the project description coverage, outline of milestones, measures of success, bill of materials and its corresponding costs.

Upon completion of the construction or rehabilitation of the FMRs, the DPWH shall turn over the management and ownership thereof to the LGUs concerned, which shall commit to shoulder the operations, repair, and maintenance costs thereof.

**3. Special Provisions Applicable to All Government Corporations.** In addition to the foregoing special provisions, the special provisions applicable to all government corporations enumerated under the Budgetary Support to Government Corporations-Others shall be observed by the SRA.

New Appropriations, by Programs/Activities/Projects

|  | Current Operating Expenditures |  | Capital Outlays | Total         |
|--|--------------------------------|--|-----------------|---------------|
|  | Personnel Services             | Maintenance and Other Operating Expenses |                 |               |
| <b>PROGRAM</b>   |                                |  |                 |               |
| Operations   |                                |  |                 |               |
| Growth and competitiveness of the sugarcane industry sustained | P                              | 712,260,000                              |                 | P 712,260,000 |
| <b>SUGARCANE INDUSTRY DEVELOPMENT PROGRAM</b>                  |                                | 712,260,000                              |                 | 712,260,000   |
| Project(s)   |                                |  |                 |               |
| Construction of Farm-to-Mill Roads                             |                                | 356,130,000                              |                 | 356,130,000   |
| Block Farm Program   |                                | 213,678,000                              |                 | 213,678,000   |
| Socialized Credit  |                                | 106,839,000                              |                 | 106,839,000   |
| Scholarship  |                                | 35,613,000                               |                 | 35,613,000    |
| Sub-total, Operations  |                                | 712,260,000                              |                 | 712,260,000   |
| <b>TOTAL NEW APPROPRIATIONS</b>                                |                                | 712,260,000                              | P               | 712,260,000   |

New Appropriations, by Object of Expenditures  
(In Thousand Pesos)

Current Operating Expenditures

Maintenance and Other Operating Expenses

|                              |         |
|------------------------------|---------|
| Financial Assistance/Subsidy | 712,260 |
|------------------------------|---------|

|  |                |
|--|----------------|
| Total Maintenance and Other Operating Expenses | 712,260        |
| Total Current Operating Expenditures           | 712,260        |
| <b>TOTAL NEW APPROPRIATIONS</b>                | <b>712,260</b> |

**B. DEPARTMENT OF ENERGY****B.1. NATIONAL ELECTRIFICATION ADMINISTRATION**

For subsidy requirements in accordance with the program(s) and project(s), as indicated hereunder . . . . . P 2,100,850,000

**New Appropriations, by Program**

|  | <u>Current Operating Expenditures</u> |   |                        |                        |
|--|---------------------------------------|---|------------------------|------------------------|
|  | <u>Personnel Services</u>             | <u>Maintenance and<br/>Other Operating<br/>Expenses</u> | <u>Capital Outlays</u> | <u>Total</u>           |
| <b>PROGRAMS</b>                        |                                       |   |                        |                        |
| Operations                             | P                                     | <u>2,100,850,000</u>                                    |                        | P <u>2,100,850,000</u> |
| NATIONAL RURAL ELECTRIFICATION PROGRAM |                                       | <u>2,100,850,000</u>                                    |                        | <u>2,100,850,000</u>   |
| TOTAL NEW APPROPRIATIONS               | P                                     | <u>2,100,850,000</u>                                    |                        | P <u>2,100,850,000</u> |

**Special Provision(s)**

1. **Subsidy to the National Electrification Administration.** The amount of Two Billion One Hundred Million Eight Hundred Fifty Thousand Pesos (P2,100,850,000) appropriated herein under the subsidy to NEA shall be used for the implementation of the National Rural Electrification Program.

The NEA is authorized to deduct engineering and administrative overhead (EAO) expenses not exceeding three percent (3%) of the project cost. The authorized EAO expenses shall be limited to: (i) pre-construction activities after detailed engineering; (ii) construction project management; (iii) testing and quality control; (iv) acquisition, rehabilitation and repair of related equipment and parts; and (v) contingencies in relation to pre-construction activities. The EAO expenses shall be treated or booked-up as capitalized expenditures and form part of the project cost.

In the implementation of the Sitio Electrification Projects, the NEA shall observe the following:

- Prioritize sitios where the absolute number of indigents and the incidence of poverty are high as identified in the latest official poverty statistics of the PSA as well as those with the high probability of being energized;
- Loans outlay to electric cooperatives shall be recorded as equity contribution of the National Government to NEA when its authorized capitalization is increased by law, while grants thereto remain to be treated as subsidy;
- Release funds only to electric cooperatives which have fully liquidated funds from previous years' electrification projects: Provided, however, that in cases where the electric cooperatives are not qualified to implement projects for barangay and sitio electrification, the NEA may enter into a Memorandum of Agreement with DPWH, and the latter through its district engineering offices will implement the project; and
- Prohibition on the use of subsidy for the payment of salaries, allowances, incentives, separation or retirement benefits.

Release of funds for Sitio Electrification Projects shall be subject to the following: a) submission of National Unified Electrification Strategy as certified by the DOE; b) submission of parameters for the selection of beneficiary sitios as certified by the DOE; and c) submission of a certification from the Barangay Chairperson on the population and number of houses per sitio, map of the municipality or city indicating the sitios and barangays to be energized, and cost of energizing a sitio.

2. **Electric Cooperatives Emergency and Resiliency Fund.** The amount of Two Hundred Twenty Four Million Three Hundred Fifty Thousand Pesos (P224,350,000) appropriated herein shall be used exclusively for the Electric Cooperatives Emergency and Resiliency Fund pursuant to R.A. No. 11039.

3. **Prior Years' Subsidy Releases from the National Government.** The NEA is hereby authorized to use subsidy released for programs and projects in 2016-2021 to cover the additional funding requirements of activities or projects covered by the programs or sub-programs indicated herein. Accordingly, the NEA shall prepare a work and financial plan covering the projects or activities to be funded from prior years' subsidies subject to the endorsement of the NEA's Board of Administrators, to be submitted to the DBM for approval.

4. **Special Provisions Applicable to All Government Corporations.** In addition to the foregoing special provisions, the special provisions applicable to all government corporations enumerated under the Budgetary Support to Government Corporations-Others shall be observed by the NEA.

**New Appropriations, by Programs/Activities/Projects**

|  | Current Operating Expenditures |  |                 |               |
|--|--------------------------------|--|-----------------|---------------|
|  | Personnel Services             | Maintenance and<br>Other Operating<br>Expenses | Capital Outlays | Total         |
| PROGRAMS   |                                |  |                 |               |
| Operations   |                                |  |                 |               |
| Access to electrification expanded   | P                              | 2,100,850,000                                  | P               | 2,100,850,000 |
| NATIONAL RURAL ELECTRIFICATION PROGRAM   |                                | 2,100,850,000                                  |                 | 2,100,850,000 |
| Sitio Electrification Sub-program  |                                | 2,100,850,000                                  |                 | 2,100,850,000 |
| Project(s)   |                                | 2,100,850,000                                  |                 | 2,100,850,000 |
| Locally-Funded Project(s)  |                                | 2,100,850,000                                  |                 | 2,100,850,000 |
| Sitio Electrification Project  |                                | 1,627,500,000                                  |                 | 1,627,500,000 |
| Electric Cooperatives Emergency and Resiliency Fund  |                                | 224,350,000                                    |                 | 224,350,000   |
| Solar Electrification of Schools and Other Government Buildings  |                                | 70,000,000                                     |                 | 70,000,000    |
| Line Enhancement and Improvement of Distribution Lines of Luuk,<br>Sulu - Sulu Electric Cooperative (SULECO)   |                                | 29,000,000                                     |                 | 29,000,000    |
| Line Enhancement and Improvement of Distribution Lines<br>of Abucayan to Pinaglabanan to Lamon to Tamban, Goa<br>to Sipaco to Map-id to Guibahoy, Lagonoy-Camarines Sur IV<br>Electric Cooperative, Inc. (CASURECO IV)                 |                                | 50,000,000                                     |                 | 50,000,000    |
| Line Enhancement and Improvement of Distribution lines<br>of Sta. Misericordia, Sto. Domingo, Albay up to Salvacion<br>Substation - Albay Electric Cooperative, Inc. (ALECO)   |                                | 50,000,000                                     |                 | 50,000,000    |
| Line Enhancement and Improvement of Distribution Lines<br>of Barangay 1 to Denrica, Garchitorena, Camarines Sur and<br>Barangay 4 to Harrison to Canlong, Camarines Sur -<br>Camarines Sur IV Electric Cooperative, Inc. (CASURECO IV) |                                | 50,000,000                                     |                 | 50,000,000    |
| Sub-total, Operations  |                                | 2,100,850,000                                  |                 | 2,100,850,000 |
| TOTAL NEW APPROPRIATIONS   | P                              | 2,100,850,000                                  | P               | 2,100,850,000 |

**New Appropriations, by Object of Expenditures**  
(In Thousand Pesos)**Current Operating Expenditures****Maintenance and Other Operating Expenses**

|                              |  |                  |
|------------------------------|--|------------------|
| Financial Assistance/Subsidy |  | <u>2,100,850</u> |
|------------------------------|--|------------------|

|  |  |                  |
|--|--|------------------|
| Total Maintenance and Other Operating Expenses |  | <u>2,100,850</u> |
|--|--|------------------|

|                                      |                  |
|--------------------------------------|------------------|
| Total Current Operating Expenditures | 2,100,850        |
| <b>TOTAL NEW APPROPRIATIONS</b>      | <b>2,100,850</b> |

**B.2. NATIONAL POWER CORPORATION**

For subsidy requirements in accordance with the program(s), as indicated hereunder . . . . . P 846,309,000

New Appropriations, by Program

|                                    | Current Operating Expenditures |  |                 | Total                |
|------------------------------------|--------------------------------|--|-----------------|----------------------|
|                                    | Personnel Services             | Maintenance and Other Operating Expenses | Capital Outlays |                      |
| <b>PROGRAMS</b>                    |                                |  |                 |                      |
| Operations                         | P                              | 846,309,000                              |                 | P 846,309,000        |
| MISSIONARY ELECTRIFICATION PROGRAM |                                | 846,309,000                              |                 | 846,309,000          |
| <b>TOTAL NEW APPROPRIATIONS</b>    | P                              | <u>846,309,000</u>                       |                 | P <u>846,309,000</u> |

**Special Provision(s)**

1. **Subsidy to the National Power Corporation.** The amount of Eight Hundred Forty Six Million Three Hundred Nine Thousand Pesos (P846,309,000) appropriated herein under the subsidy to NPC shall be used for the capital requirements of the Missionary Electrification Program.

Release of funds shall be subject to the submission of: (i) program of work for each Small Power Utilities Group plant covered indicating the project description and implementation schedule; and (ii) originating letter request from electric cooperatives which shall contain the description of work.

2. **Missionary Electrification.** The NPC, in the implementation of its missionary electrification function and in the utilization of the National Government subsidy, shall prioritize new areas and the use of hybrid generation systems with renewable energy over diesel generator sets.

3. **Prior Years' Subsidy Releases from the National Government.** The NPC is hereby authorized to use subsidy released for programs and projects in 2016-2021 to cover the additional funding requirements of activities or projects covered by the programs or sub-programs indicated herein. Accordingly, the NPC shall prepare a work and financial plan covering the projects or activities to be funded from prior years' subsidies subject to the endorsement of the NPC's Board of Directors, to be submitted to the DBM for approval.

4. **Special Provisions Applicable to All Government Corporations.** In addition to the foregoing special provisions, the special provisions applicable to all government corporations enumerated under the Budgetary Support to Government Corporations-Others shall be observed by the NPC.

New Appropriations, by Programs/Activities/Projects

|   | Current Operating Expenditures |  |                 | Total         |
|---|--------------------------------|--|-----------------|---------------|
|   | Personnel Services             | Maintenance and Other Operating Expenses | Capital Outlays |               |
| <b>PROGRAMS</b>                                 |                                |  |                 |               |
| Operations                                      |                                |  |                 |               |
| Access to electrification expanded              | P                              | 846,309,000                              |                 | P 846,309,000 |
| MISSIONARY ELECTRIFICATION PROGRAM              |                                | 846,309,000                              |                 | 846,309,000   |
| Commissioning of additional generating capacity |                                | 846,309,000                              |                 | 846,309,000   |

|                                 |                             |                             |
|---------------------------------|-----------------------------|-----------------------------|
| Sub-total, Operations           | <u>846,309,000</u>          | <u>846,309,000</u>          |
| <b>TOTAL NEW APPROPRIATIONS</b> | <b>P <u>846,309,000</u></b> | <b>P <u>846,309,000</u></b> |

New Appropriations, by Object of Expenditures  
(In Thousand Pesos)

Current Operating Expenditures

|  |  |                       |
|--|--|-----------------------|
| Maintenance and Other Operating Expenses       |  |                       |
| Financial Assistance/Subsidy                   |  | <u>846,309</u>        |
| Total Maintenance and Other Operating Expenses |  | <u>846,309</u>        |
| Total Current Operating Expenditures           |  | <u>846,309</u>        |
| <b>TOTAL NEW APPROPRIATIONS</b>                |  | <b><u>846,309</u></b> |

**C. DEPARTMENT OF ENVIRONMENT AND NATURAL RESOURCES**

**C.1. LAGUNA LAKE DEVELOPMENT AUTHORITY**

For subsidy requirements in accordance with the program(s) and project(s), as indicated hereunder . . . . . P 44,000,000

New Appropriations, by Program

|                                    | <u>Current Operating Expenditures</u> |   |                        |                   |
|------------------------------------|---------------------------------------|---|------------------------|-------------------|
|                                    | <u>Personnel Services</u>             | <u>Maintenance and<br/>Other Operating<br/>Expenses</u> | <u>Capital Outlays</u> | <u>Total</u>      |
| <b>PROGRAMS</b>                    |                                       |   |                        |                   |
| Operations                         | P                                     | <u>44,000,000</u>                                       | P                      | <u>44,000,000</u> |
| LAGUNA LAKE REHABILITATION PROGRAM |                                       | <u>44,000,000</u>                                       |                        | <u>44,000,000</u> |
| TOTAL NEW APPROPRIATIONS           | P                                     | <u>44,000,000</u>                                       | P                      | <u>44,000,000</u> |

**Special Provision(s)**

1. **Special Provisions Applicable to All Government Corporations.** The special provisions applicable to all government corporations enumerated under the Budgetary Support to Government Corporations-Others shall be observed by the Laguna Lake Development Authority.

New Appropriations, by Programs/Activities/Projects

| <u>Current Operating Expenditures</u> |   |                        |              |
|---------------------------------------|---|------------------------|--------------|
| <u>Personnel Services</u>             | <u>Maintenance and<br/>Other Operating<br/>Expenses</u> | <u>Capital Outlays</u> | <u>Total</u> |

**PROGRAMS**

|  |                            |                            |
|--|----------------------------|----------------------------|
| Operations   |                            |                            |
| Rational allocation of the Lake resources to various users without compromising the integrity of the ecosystem | P <u>44,000,000</u>        | P <u>44,000,000</u>        |
| <b>LAGUNA LAKE REHABILITATION PROGRAM</b>  | <u>44,000,000</u>          | <u>44,000,000</u>          |
| <b>PROJECT(S)</b>  |                            |                            |
| Locally-Funded Project(s)  | <u>44,000,000</u>          | <u>44,000,000</u>          |
| Introduction of nutrients limiting mechanism to prevent algal bloom in Laguna Lake                             | <u>44,000,000</u>          | <u>44,000,000</u>          |
| Sub-total, Operations  | <u>44,000,000</u>          | <u>44,000,000</u>          |
| <b>TOTAL NEW APPROPRIATIONS</b>  | P <u><u>44,000,000</u></u> | P <u><u>44,000,000</u></u> |

New Appropriations, by Object of Expenditures  
(In Thousand Pesos)

## Current Operating Expenditures

|  |                      |
|--|----------------------|
| Maintenance and Other Operating Expenses       |                      |
| Financial Assistance/Subsidy                   | <u>44,000</u>        |
| Total Maintenance and Other Operating Expenses | <u>44,000</u>        |
| Total Current Operating Expenditures           | <u>44,000</u>        |
| <b>TOTAL NEW APPROPRIATIONS</b>                | <u><u>44,000</u></u> |

**D. DEPARTMENT OF FINANCE****D.1. PHILIPPINE CROP INSURANCE CORPORATION**

For subsidy requirements in accordance with the program(s), as indicated hereunder . . . . . P 4,500,000,000

New Appropriations, by Program

|                 | <u>Current Operating Expenditures</u> |   |                        |                        |
|-----------------|---------------------------------------|---|------------------------|------------------------|
|                 | <u>Personnel Services</u>             | <u>Maintenance and Other Operating Expenses</u> | <u>Capital Outlays</u> | <u>Total</u>           |
| <b>PROGRAMS</b> |                                       |   |                        |                        |
| Operations      | P <u>4,500,000,000</u>                |   |                        | P <u>4,500,000,000</u> |

|                          |                 |                 |
|--------------------------|-----------------|-----------------|
| CROP INSURANCE PROGRAM   | 4,500,000,000   | 4,500,000,000   |
| TOTAL NEW APPROPRIATIONS | P 4,500,000,000 | P 4,500,000,000 |

**Special Provision(s)**

1. **Subsidy to the Philippine Crop Insurance Corporation.** The amount of Four Billion Five Hundred Million Pesos (P4,500,000,000) appropriated herein under the subsidy to the Philippine Crop Insurance Corporation (PCIC) shall be used for the full insurance premiums of subsistence farmers and fisherfolk to cover crops, livestock, fisheries and non-crop agricultural assets. The PCIC shall ensure that the beneficiaries identified are registered under the Registry System for Basic Sectors in Agriculture and are not insured for the same types of insurance, with priority given to those in localities declared as critical geo-hazard areas or no build zones identified by the Mines and Geo-Sciences Bureau.

Release of funds shall be subject to the submission of the list of subsistence farmers and fisherfolk duly endorsed by the Department of Agriculture.

2. **Special Provisions Applicable to All Government Corporations.** In addition to the foregoing special provision, the special provisions applicable to all government corporations enumerated under the Budgetary Support to Government Corporations-Others shall be observed by the PCIC.

**New Appropriations, by Programs/Activities/Projects**

|   | Current Operating Expenditures |  |                 |
|---|--------------------------------|--|-----------------|
|   | Personnel Services             | Maintenance and Other Operating Expenses | Capital Outlays |
|   |                                |  | Total           |
| <b>PROGRAMS</b>   |                                |  |                 |
| Operations  |                                |  |                 |
| Financial risk protection for agricultural producers increased    | P 4,500,000,000                |  | P 4,500,000,000 |
| CROP INSURANCE PROGRAM  | 4,500,000,000                  |  | 4,500,000,000   |
| Agricultural insurance for farmers and fisherfolk under the RSBSA | 4,500,000,000                  |  | 4,500,000,000   |
| Sub-total, Operations   | 4,500,000,000                  |  | 4,500,000,000   |
| TOTAL NEW APPROPRIATIONS  | P 4,500,000,000                |  | P 4,500,000,000 |

**New Appropriations, by Object of Expenditures**  
(In Thousand Pesos)**Current Operating Expenditures**

|  |           |
|--|-----------|
| Maintenance and Other Operating Expenses       |           |
| Financial Assistance/Subsidy                   | 4,500,000 |
| Total Maintenance and Other Operating Expenses | 4,500,000 |
| Total Current Operating Expenditures           | 4,500,000 |
| TOTAL NEW APPROPRIATIONS                       | 4,500,000 |

**D.2. PHILIPPINE TAX ACADEMY**

For subsidy requirements in accordance with the program(s), as indicated hereunder . . . . . P 95,140,000

**New Appropriations, by Program**

|  | Current Operating Expenditures |  |                 |                   |
|--|--------------------------------|--|-----------------|-------------------|
|  | Personnel Services             | Maintenance and<br>Other Operating<br>Expenses | Capital Outlays | Total             |
| <b>PROGRAMS</b>  |                                |  |                 |                   |
| Operations   | P                              | <u>95,140,000</u>                              | P               | <u>95,140,000</u> |
| <b>SPECIALIZED TAX TRAINING AND EDUCATION<br/>MANAGEMENT PROGRAM</b> |                                | <u>95,140,000</u>                              |                 | <u>95,140,000</u> |
| <b>TOTAL NEW APPROPRIATIONS</b>                                      | P                              | <u>95,140,000</u>                              | P               | <u>95,140,000</u> |

**Special Provision(s)**

1. **Subsidy to the Philippine Tax Academy.** The amount of Ninety Five Million One Hundred Forty Thousand Pesos (P95,140,000) appropriated herein under the subsidy to the Philippine Tax Academy (PTA) shall be used for the implementation of the Specialized Tax Training and Education Management Program.

2. **Special Provisions Applicable to All Government Corporations.** In addition to the foregoing special provision, the special provisions applicable to all government corporations enumerated under the Budgetary Support to Government Corporations-Others shall be observed by the PTA.

New Appropriations, by Programs/Activities/Projects

|  | Current Operating Expenditures |  |                 |              |
|--|--------------------------------|--|-----------------|--------------|
|  | Personnel Services             | Maintenance and<br>Other Operating<br>Expenses | Capital Outlays | Total        |
| PROGRAMS   |                                |  |                 |              |
| Operations   |                                |  |                 |              |
| Fiscal Sustainability Strengthened<br>and Enhanced through Professionalization<br>of Revenue Personnel | P                              | 95,140,000                                     |                 | P 95,140,000 |
| SPECIALIZED TAX TRAINING AND<br>EDUCATION MANAGEMENT PROGRAM   |                                | 95,140,000                                     |                 | 95,140,000   |
| Administration and Management of<br>Specialized Tax Training and Education                             |                                | 95,140,000                                     |                 | 95,140,000   |
| Sub-total, Operations  |                                | 95,140,000                                     |                 | 95,140,000   |
| TOTAL NEW APPROPRIATIONS   | P                              | 95,140,000                                     |                 | P 95,140,000 |

New Appropriations, by Object of Expenditures  
(In Thousand Pesos)

## Current Operating Expenditures

## Maintenance and Other Operating Expenses

|   |               |
|---|---------------|
| Financial Assistance/Subsidy                          | 95,140        |
| <b>Total Maintenance and Other Operating Expenses</b> | <b>95,140</b> |



|                                      |               |
|--------------------------------------|---------------|
| Total Current Operating Expenditures | 95,140        |
| <b>TOTAL NEW APPROPRIATIONS</b>      | <b>95,140</b> |

**E. DEPARTMENT OF HEALTH****E.1. LUNG CENTER OF THE PHILIPPINES**

For subsidy requirements in accordance with the program(s) and project(s), as indicated hereunder . . . . . P 683,997,000

New Appropriations, by Program

|                           | <u>Current Operating Expenditures</u> |   |                        |                    |
|---------------------------|---------------------------------------|---|------------------------|--------------------|
|                           | <u>Personnel Services</u>             | <u>Maintenance and<br/>Other Operating<br/>Expenses</u> | <u>Capital Outlays</u> | <u>Total</u>       |
| <b>PROGRAMS</b>           |                                       |   |                        |                    |
| Operations                | P                                     | <u>683,997,000</u>                                      | P                      | <u>683,997,000</u> |
| HOSPITAL SERVICES PROGRAM |                                       | <u>683,997,000</u>                                      |                        | <u>683,997,000</u> |
| TOTAL NEW APPROPRIATIONS  | P                                     | <u>683,997,000</u>                                      | P                      | <u>683,997,000</u> |

**Special Provision(s)**

1. **Prior Years' Subsidy Releases from the National Government.** The Lung Center of the Philippines (LCP) is hereby authorized to use subsidy released for programs and projects in 2016-2021 to cover the additional funding requirements of activities or projects covered by the programs or sub-programs indicated herein. Accordingly, the LCP shall prepare a work and financial plan covering the projects or activities to be funded from prior years' subsidies subject to the endorsement of the LCP's Board of Trustees, to be submitted to the DBM for approval.

2. **Special Provisions Applicable to All Government Corporations.** In addition to the foregoing special provision, the special provisions applicable to all government corporations enumerated under the Budgetary Support to Government Corporations-Others shall be observed by the LCP.

New Appropriations, by Programs/Activities/Projects

|  | <u>Current Operating Expenditures</u> |   |                        |                      |
|--|---------------------------------------|---|------------------------|----------------------|
|  | <u>Personnel Services</u>             | <u>Maintenance and<br/>Other Operating<br/>Expenses</u> | <u>Capital Outlays</u> | <u>Total</u>         |
| <b>PROGRAMS</b>  |                                       |   |                        |                      |
| Operations   |                                       |   |                        |                      |
| Access to quality and affordable<br>pulmonary health care services assured | P                                     | <u>683,997,000</u>                                      |                        | P <u>683,997,000</u> |
| HOSPITAL SERVICES PROGRAM  |                                       | <u>683,997,000</u>                                      |                        | <u>683,997,000</u>   |
| Assistance to indigent patients  |                                       | 622,243,000   |                        | 622,243,000          |
| Project(s)   |                                       |   |                        |                      |
| Locally-Funded Project(s)  |                                       | 61,754,000  |                        | 61,754,000           |

|   |                      |                      |
|---|----------------------|----------------------|
| Acquisition of Medical Equipment and Machineries                | 11,754,000           | 11,754,000           |
| Lung Transplant Program for patients with advanced lung disease | 20,000,000           | 20,000,000           |
| Procurement of new hospital informaton system                   | 30,000,000           | 30,000,000           |
| Sub-total, Operations   | 683,997,000          | 683,997,000          |
| <b>TOTAL NEW APPROPRIATIONS</b>                                 | <b>P 683,997,000</b> | <b>P 683,997,000</b> |

New Appropriations, by Object of Expenditures  
(In Thousand Pesos)

Current Operating Expenditures

|  |                |
|--|----------------|
| Maintenance and Other Operating Expenses       |                |
| Financial Assistance/Subsidy                   | 683,997        |
| Total Maintenance and Other Operating Expenses | 683,997        |
| Total Current Operating Expenditures           | 683,997        |
| <b>TOTAL NEW APPROPRIATIONS</b>                | <b>683,997</b> |

**E.2. NATIONAL KIDNEY AND TRANSPLANT INSTITUTE**

For subsidy requirements in accordance with the program(s) and project(s), as indicated hereunder . . . . . P 1,633,442,000

New Appropriations, by Program

|                                 | Current Operating Expenditures |  |                        |
|---------------------------------|--------------------------------|--|------------------------|
|                                 | Personnel Services             | Maintenance and Other Operating Expenses | Capital Outlays        |
|                                 |                                |  | Total                  |
| <b>PROGRAMS</b>                 |                                |  |                        |
| Operations                      | P 1,633,442,000                |  | P 1,633,442,000        |
| HOSPITAL SERVICES PROGRAM       |                                | 1,633,442,000                            | 1,633,442,000          |
| <b>TOTAL NEW APPROPRIATIONS</b> | <b>P 1,633,442,000</b>         |  | <b>P 1,633,442,000</b> |

**Special Provision(s)**

1. **Prior Years' Subsidy Releases from the National Government.** The National Kidney and Transplant Institute (NKTi) is hereby authorized to use subsidy released for programs and projects in 2016-2021 to cover the additional funding requirements of activities or projects covered by the programs or sub-programs indicated herein. Accordingly, the NKTi shall prepare a work and financial plan covering the projects or activities to be funded from prior years' subsidies subject to the endorsement of the NKTi's Board of Trustees, to be submitted to the DBM for approval.

2. **Special Provisions Applicable to All Government Corporations.** In addition to the foregoing special provision, the special provisions applicable to all government corporations enumerated under the Budgetary Support to Government Corporations-Others shall be observed by the NKTi.

New Appropriations, by Programs/Activities/Projects

|  | <u>Current Operating Expenditures</u> |   |                        |                        |
|--|---------------------------------------|---|------------------------|------------------------|
|  | <u>Personnel Services</u>             | <u>Maintenance and<br/>Other Operating<br/>Expenses</u> | <u>Capital Outlays</u> | <u>Total</u>           |
| <b>PROGRAMS</b>  |                                       |   |                        |                        |
| Operations   |                                       |   |                        |                        |
| Access to quality and affordable<br>renal health care services assured | P                                     | <u>1,633,442,000</u>                                    |                        | P <u>1,633,442,000</u> |
| HOSPITAL SERVICES PROGRAM  |                                       | <u>1,633,442,000</u>                                    |                        | <u>1,633,442,000</u>   |
| Assistance to indigent patients  |                                       | <u>1,278,442,000</u>                                    |                        | <u>1,278,442,000</u>   |
| Project(s)   |                                       |   |                        |                        |
| Locally-Funded Project(s)  |                                       | <u>355,000,000</u>                                      |                        | <u>355,000,000</u>     |
| Procurement of electric powered patients bed                           |                                       | 105,000,000   |                        | 105,000,000            |
| Expansion of Out-Patient Department (OPD) Building Phase II            |                                       | <u>250,000,000</u>                                      |                        | <u>250,000,000</u>     |
| Sub-total, Operations  |                                       | <u>1,633,442,000</u>                                    |                        | <u>1,633,442,000</u>   |
| TOTAL NEW APPROPRIATIONS   | P                                     | <u>1,633,442,000</u>                                    | P                      | <u>1,633,442,000</u>   |

New Appropriations, by Object of Expenditures  
(In Thousand Pesos)

## Current Operating Expenditures

|  |  |                  |
|--|--|------------------|
| Maintenance and Other Operating Expenses       |  |                  |
| Financial Assistance/Subsidy                   |  | 1,633,442        |
| Total Maintenance and Other Operating Expenses |  | 1,633,442        |
| Total Current Operating Expenditures           |  | 1,633,442        |
| <b>TOTAL NEW APPROPRIATIONS</b>                |  | <u>1,633,442</u> |

**E.3. PHILIPPINE CHILDREN'S MEDICAL CENTER**

For subsidy requirements in accordance with the program(s) and project(s), as indicated hereunder . . . . . P 1,502,391,000

New Appropriations, by Program

| <u>Current Operating Expenditures</u> |  |                 |       |
|---------------------------------------|--|-----------------|-------|
| Personnel Services                    | Maintenance and<br>Other Operating<br>Expenses | Capital Outlays | Total |

**PROGRAMS**

|   |   |                             |   |                             |
|---|---|-----------------------------|---|-----------------------------|
| Operations                                | P | <u>1,502,391,000</u>        | P | <u>1,502,391,000</u>        |
| HOSPITAL SERVICES PROGRAM                 |   | 1,336,554,000               |   | 1,336,554,000               |
| TRAINING AND RESEARCH DEVELOPMENT PROGRAM |   | <u>165,837,000</u>          |   | <u>165,837,000</u>          |
| TOTAL NEW APPROPRIATIONS                  | P | <u><u>1,502,391,000</u></u> | P | <u><u>1,502,391,000</u></u> |

**Special Provision(s)**

1. **Prior Years' Subsidy Releases from the National Government.** The Philippine Children's Medical Center (PCMC) is hereby authorized to use subsidy released for programs and projects in 2016-2021 to cover the additional funding requirements of activities or projects covered by the programs or sub-programs indicated herein. Accordingly, the PCMC shall prepare a work and financial plan covering the projects or activities to be funded from prior years' subsidies subject to the endorsement of the PCMC's Board of Trustees, to be submitted to the DBM for approval.

2. **Special Provisions Applicable to All Government Corporations.** In addition to the foregoing special provision, the special provisions applicable to all government corporations enumerated under the Budgetary Support to Government Corporations-Others shall be observed by the PCMC.

New Appropriations, by Programs/Activities/Projects

|  | Current Operating Expenditures |  |                 |                        |
|--|--------------------------------|--|-----------------|------------------------|
|  | Personnel Services             | Maintenance and Other Operating Expenses | Capital Outlays | Total                  |
| <b>PROGRAMS</b>  |                                |  |                 |                        |
| Operations   |                                |  |                 |                        |
| Access to quality and affordable tertiary pediatric health care services assured | P                              | <u>1,502,391,000</u>                     |                 | P <u>1,502,391,000</u> |
| HOSPITAL SERVICES PROGRAM  |                                | <u>1,336,554,000</u>                     |                 | <u>1,336,554,000</u>   |
| Assistance to indigent patients  |                                | 1,256,554,000                            |                 | 1,256,554,000          |
| Project(s)   |                                |  |                 |                        |
| Locally-Funded Project(s)  |                                | <u>80,000,000</u>                        |                 | <u>80,000,000</u>      |
| Expansion of services of the bladder clinic                                      |                                | 10,000,000                               |                 | 10,000,000             |
| Construction of Eskwelahang Munti  |                                | 10,000,000                               |                 | 10,000,000             |
| Shelter assistance of patient's watchers   |                                | 10,000,000                               |                 | 10,000,000             |
| Procurement of equipment for center of rehabilitation medicine                   |                                | <u>50,000,000</u>                        |                 | <u>50,000,000</u>      |
| TRAINING AND RESEARCH DEVELOPMENT PROGRAM  |                                | <u>165,837,000</u>                       |                 | <u>165,837,000</u>     |
| Conduct of research and development activities                                   |                                | 5,038,000                                |                 | 5,038,000              |
| Education and training for health professionals                                  |                                | <u>160,799,000</u>                       |                 | <u>160,799,000</u>     |

|                                 |                               |                               |
|---------------------------------|-------------------------------|-------------------------------|
| Sub-total, Operations           | <u>1,502,391,000</u>          | <u>1,502,391,000</u>          |
| <b>TOTAL NEW APPROPRIATIONS</b> | <b>P <u>1,502,391,000</u></b> | <b>P <u>1,502,391,000</u></b> |

New Appropriations, by Object of Expenditures  
(In Thousand Pesos)

Current Operating Expenditures

|  |  |                         |
|--|--|-------------------------|
| Maintenance and Other Operating Expenses       |  |                         |
| Financial Assistance/Subsidy                   |  | <u>1,502,391</u>        |
| Total Maintenance and Other Operating Expenses |  | <u>1,502,391</u>        |
| Total Current Operating Expenditures           |  | <u>1,502,391</u>        |
| <b>TOTAL NEW APPROPRIATIONS</b>                |  | <b><u>1,502,391</u></b> |

**E.4. PHILIPPINE HEALTH INSURANCE CORPORATION**

For subsidy requirements in accordance with the program(s) and project(s), as indicated hereunder . . . . . P 79,990,955,000

New Appropriations, by Program

|                                   | <u>Current Operating Expenditures</u> |   |                        |                         |
|-----------------------------------|---------------------------------------|---|------------------------|-------------------------|
|                                   | <u>Personnel Services</u>             | <u>Maintenance and<br/>Other Operating<br/>Expenses</u> | <u>Capital Outlays</u> | <u>Total</u>            |
| PROGRAMS                          |                                       |   |                        |                         |
| Operations                        | P                                     | <u>79,990,955,000</u>                                   |                        | P <u>79,990,955,000</u> |
| NATIONAL HEALTH INSURANCE PROGRAM |                                       | <u>79,990,955,000</u>                                   |                        | <u>79,990,955,000</u>   |
| TOTAL NEW APPROPRIATIONS          | P                                     | <u>79,990,955,000</u>                                   |                        | P <u>79,990,955,000</u> |

**Special Provision(s)**

**1. Subsidy for the National Health Insurance Program.** The amount of Seventy Nine Billion Nine Hundred Twenty Nine Million Seven Hundred Twenty Six Thousand Pesos (P79,929,726,000) appropriated herein under the subsidy for the National Health Insurance Program (NHIP) shall be used for the health insurance premiums of indirect contributors composed of the following: (i) indigents under the National Household Targeting System for Poverty Reduction as identified by the DSWD; (ii) senior citizens pursuant to R.A. No. 10645; (iii) unemployed persons with disability as jointly determined by the DOH and the National Council on Disability Affairs; and (iv) financially-incapable Point-of-Service patients as identified by the DOH: *Provided*, That in no case shall the subsidy be used for the payment of Personnel Services.

Release of funds shall be subject to the submission of the following: (i) Board-approved Corporate Operating Budget which shall be compliant with organization, staffing, and position classification, and compensation standards as determined by the DBM; and (ii) billing indicating the names of enrollees approved by the PhilHealth Board. The DOH and PhilHealth shall ensure the conduct of special audit on the implementation of the NHIP.

The administrative cost of implementing the NHIP shall not exceed seven and a half percent (7.5%) of the actual total premium collected from direct and indirect contributory members during the immediately preceding year in accordance with Section 12 of R.A. No. 11223. In addition to the funding of the approved salary adjustment under the compensation and position classification system (CPCS), the administrative cost shall also be used to prioritize the digitalization of the corporation and implementation of other programs and projects to expedite its payment mechanism and increase its efficiency in the delivery of services in accordance with its mandate under the Universal Health Care Act.

(CONDITIONAL IMPLEMENTATION - President's Veto Message, December 30, 2021, Volume I-B, pages 819-820, R.A. No. 11639)

2. **Payapa at Masaganang Pamayanan Program.** The amount of Sixty One Million Two Hundred Twenty Nine Thousand Pesos (P61,229,000) appropriated herein shall be used for the health insurance premiums of the beneficiaries under the Payapa at Masaganang Pamayanan (PAMANA) Program. The DOH, OPAPP and PhilHealth shall ensure that there shall be no duplication of the enrolled beneficiaries with other indirect contributors covered by the abovementioned subsidy under the immediately preceding Section, and with members of direct contributors.

3. **Submission of Reports and Documents.** The PhilHealth shall submit the following to the DBM, the Senate of the Philippines, the House of Representatives, the Senate Committee on Finance and the House Committee on Appropriations on or before December 31, 2022, unless otherwise stated:

- (a) a Management Audit Report detailing policies and reforms to control fraudulent practices;
- (b) a Fund Viability Plan including policies and reforms to increase premium collection rates and minimize the risk of deficits; and
- (c) an undertaking by PhilHealth to undergo a third-party review of its actuarial projections and benefit packages by the first quarter of 2022 to ensure PhilHealth's effective implementation of its mandate and to reform benefit packages which may be underutilized or subject to fraud or abuse.

4. **Special Provisions Applicable to All Government Corporations.** In addition to the foregoing special provisions, the special provisions applicable to all government corporations enumerated under the Budgetary Support to Government Corporations-Others shall be observed by the PhilHealth.

New Appropriations, by Programs/Activities/Projects

|   | Current Operating Expenditures |  |                 |                  |
|---|--------------------------------|--|-----------------|------------------|
|   | Personnel Services             | Maintenance and<br>Other Operating<br>Expenses | Capital Outlays |                  |
| PROGRAMS  |                                |  |                 |                  |
| Operations                                      |                                |  |                 |                  |
| Financial risk protection improved              | P                              | 79,990,955,000                                 |                 | P 79,990,955,000 |
| NATIONAL HEALTH INSURANCE PROGRAM               |                                | 79,990,955,000                                 |                 | 79,990,955,000   |
| Health insurance coverage under the Sin Tax Law |                                | 79,929,726,000                                 |                 | 79,929,726,000   |
| Project(s)                                      |                                |  |                 |                  |
| Locally-Funded Project(s)                       |                                | 61,229,000                                     |                 | 61,229,000       |
| Special Purpose Insurance Coverage              |                                | 61,229,000                                     |                 | 61,229,000       |
| Sub-total, Operations                           |                                | 79,990,955,000                                 |                 | 79,990,955,000   |
| TOTAL NEW APPROPRIATIONS                        | P                              | 79,990,955,000                                 |                 | P 79,990,955,000 |

New Appropriations, by Object of Expenditures

(In Thousand Pesos)

Current Operating Expenditures

|  |                   |
|--|-------------------|
| Maintenance and Other Operating Expenses       |                   |
| Financial Assistance/Subsidy                   | 79,990,955        |
| Total Maintenance and Other Operating Expenses | 79,990,955        |
| Total Current Operating Expenditures           | 79,990,955        |
| <b>TOTAL NEW APPROPRIATIONS</b>                | <b>79,990,955</b> |

**E.5. PHILIPPINE HEART CENTER**

For subsidy requirements in accordance with the program(s) and project(s), as indicated hereunder . . . . . P 1,887,827,000

**New Appropriations, by Program**

|                           | <u>Current Operating Expenditures</u> |   |                        |                        |
|---------------------------|---------------------------------------|---|------------------------|------------------------|
|                           | <u>Personnel Services</u>             | <u>Maintenance and<br/>Other Operating<br/>Expenses</u> | <u>Capital Outlays</u> | <u>Total</u>           |
| <b>PROGRAMS</b>           |                                       |   |                        |                        |
| Operations                | P                                     | <u>1,887,827,000</u>                                    |                        | P <u>1,887,827,000</u> |
| HOSPITAL SERVICES PROGRAM |                                       | <u>1,887,827,000</u>                                    |                        | <u>1,887,827,000</u>   |
| TOTAL NEW APPROPRIATIONS  | P                                     | <u>1,887,827,000</u>                                    |                        | P <u>1,887,827,000</u> |

**Special Provision(s)**

1. **Prior Years' Subsidy Releases from the National Government.** The Philippine Heart Center (PHC) is hereby authorized to use subsidy released for programs and projects in 2016-2021 to cover the additional funding requirements of activities or projects covered by the programs or sub-programs indicated herein. Accordingly, the PHC shall prepare a work and financial plan covering the projects or activities to be funded from prior years' subsidies subject to the endorsement of the PHC's Board of Trustees, to be submitted to the DBM for approval.

2. **Special Provisions Applicable to All Government Corporations.** In addition to the foregoing special provision, the special provisions applicable to all government corporations enumerated under the Budgetary Support to Government Corporations-Others shall be observed by the PHC.

**New Appropriations, by Programs/Activities/Projects**

|   | <u>Current Operating Expenditures</u> |   |                        |                        |
|---|---------------------------------------|---|------------------------|------------------------|
|   | <u>Personnel Services</u>             | <u>Maintenance and<br/>Other Operating<br/>Expenses</u> | <u>Capital Outlays</u> | <u>Total</u>           |
| <b>PROGRAMS</b>   |                                       |   |                        |                        |
| Operations  |                                       |   |                        |                        |
| Access to quality and affordable<br>cardiovascular services assured | P                                     | <u>1,887,827,000</u>                                    |                        | P <u>1,887,827,000</u> |
| HOSPITAL SERVICES PROGRAM   |                                       | <u>1,887,827,000</u>                                    |                        | <u>1,887,827,000</u>   |
| Assistance to indigent patients                                     |                                       | <u>1,772,827,000</u>                                    |                        | <u>1,772,827,000</u>   |
| Project(s)  |                                       |   |                        |                        |
| Locally-Funded Project(s)   |                                       | <u>115,000,000</u>                                      |                        | <u>115,000,000</u>     |
| Construction of oxygen generating plant                             |                                       | 70,000,000  |                        | 70,000,000             |
| Purchase of various medical equipment                               |                                       | 30,000,000  |                        | 30,000,000             |
| Provision of independent electrical system<br>for Annex Building    |                                       | <u>15,000,000</u>                                       |                        | <u>15,000,000</u>      |
| Sub-total, Operations   |                                       | 1,887,827,000   |                        | 1,887,827,000          |

|                          |                        |                        |
|--------------------------|------------------------|------------------------|
| TOTAL NEW APPROPRIATIONS | P <u>1,887,827,000</u> | P <u>1,887,827,000</u> |
|--------------------------|------------------------|------------------------|

New Appropriations, by Object of Expenditures  
(In Thousand Pesos)

Current Operating Expenditures

Maintenance and Other Operating Expenses

|                              |  |           |
|------------------------------|--|-----------|
| Financial Assistance/Subsidy |  | 1,887,827 |
|------------------------------|--|-----------|

|  |  |           |
|--|--|-----------|
| Total Maintenance and Other Operating Expenses |  | 1,887,827 |
|--|--|-----------|

|                                      |  |           |
|--------------------------------------|--|-----------|
| Total Current Operating Expenditures |  | 1,887,827 |
|--------------------------------------|--|-----------|

|                          |  |           |
|--------------------------|--|-----------|
| TOTAL NEW APPROPRIATIONS |  | 1,887,827 |
|--------------------------|--|-----------|

**E.6. PHILIPPINE INSTITUTE OF TRADITIONAL AND ALTERNATIVE HEALTH CARE**

For subsidy requirements in accordance with the program(s), as indicated hereunder . . . . . P 165,930,000

New Appropriations, by Program

|   | Current Operating Expenditures |  |                 |               |
|---|--------------------------------|--|-----------------|---------------|
|   | Personnel Services             | Maintenance and<br>Other Operating<br>Expenses | Capital Outlays | Total         |
| <b>PROGRAMS</b>   |                                |  |                 |               |
| General Administration and Support  | P                              | 112,233,000                                    |                 | P 112,233,000 |
| Operations  |                                | 53,697,000                                     |                 | 53,697,000    |
| TRADITIONAL AND COMPLEMENTARY MEDICINE<br>DEVELOPMENT AND PROMOTION PROGRAM |                                | 53,697,000                                     |                 | 53,697,000    |
| TOTAL NEW APPROPRIATIONS  | P                              | 165,930,000                                    |                 | P 165,930,000 |

**Special Provision(s)**

1. **Prior Years' Subsidy Releases from the National Government.** The Philippine Institute of Traditional and Alternative Health Care (PITAHC) is hereby authorized to use subsidy released for programs and projects in 2016-2021 to cover the additional funding requirements of activities or projects covered by the programs or sub-programs indicated herein. Accordingly, the PITAHC shall prepare a work and financial plan covering the projects or activities to be funded from prior years' subsidies subject to the endorsement of the PITAHC's Board of Trustees, to be submitted to the DBM for approval.

2 **Special Provisions Applicable to All Government Corporations.** In addition to the foregoing special provision, the special provisions applicable to all government corporations enumerated under the Budgetary Support to Government Corporations-Others shall be observed by the PITAHC.

New Appropriations, by Programs/Activities/Projects

|  | Current Operating Expenditures |  |                 |       |
|--|--------------------------------|--|-----------------|-------|
|  | Personnel Services             | Maintenance and<br>Other Operating<br>Expenses | Capital Outlays | Total |



**PROGRAMS**

|   |               |               |
|---|---------------|---------------|
| General Administration and Support  |               |               |
| General Management and Supervision  | P 112,233,000 | P 112,233,000 |
| Sub-total, General Administration and Support   | 112,233,000   | 112,233,000   |
| Operations  |               |               |
| Access to quality and cost effective Traditional and Complementary Medicine (T&CM) products and services improved | 53,697,000    | 53,697,000    |
| <b>TRADITIONAL AND COMPLEMENTARY MEDICINE DEVELOPMENT AND PROMOTION PROGRAM</b>                                   | 53,697,000    | 53,697,000    |
| Research and development of T&CM products, services and technologies  | 43,272,000    | 43,272,000    |
| Social advocacy and training on T&CM modalities   | 8,825,000     | 8,825,000     |
| Regulation of traditional and alternative medicine practice   | 1,600,000     | 1,600,000     |
| Sub-total, Operations   | 53,697,000    | 53,697,000    |
| <b>TOTAL NEW APPROPRIATIONS</b>   | P 165,930,000 | P 165,930,000 |
| <u>New Appropriations, by Object of Expenditures</u><br>(In Thousand Pesos)                                       |               |               |
| Current Operating Expenditures  |               |               |
| Maintenance and Other Operating Expenses  |               |               |
| Financial Assistance/Subsidy  |               | 165,930       |
| Total Maintenance and Other Operating Expenses  |               | 165,930       |
| Total Current Operating Expenditures  |               | 165,930       |
| <b>TOTAL NEW APPROPRIATIONS</b>   |               | 165,930       |

**F. DEPARTMENT OF HUMAN SETTLEMENTS AND URBAN DEVELOPMENT****F.1. NATIONAL HOME MORTGAGE FINANCE CORPORATION**

For subsidy requirements in accordance with the program(s), as indicated hereunder . . . . . P 1,000,000,000

New Appropriations, by Program

| Current Operating Expenditures |  |                 |       |
|--------------------------------|--|-----------------|-------|
|                                | Maintenance and Other Operating Expenses | Capital Outlays | Total |
| Personnel Services             |  |                 |       |

**PROGRAMS**

|  |   |                             |   |                             |
|--|---|-----------------------------|---|-----------------------------|
| Operations   | P | <u>1,000,000,000</u>        | P | <u>1,000,000,000</u>        |
| SOCIALIZED HOUSING LOAN TAKE-OUT OF<br>RECEIVABLES (SHELTER) PROGRAM |   | <u>1,000,000,000</u>        |   | <u>1,000,000,000</u>        |
| TOTAL NEW APPROPRIATIONS   | P | <u><u>1,000,000,000</u></u> | P | <u><u>1,000,000,000</u></u> |

**Special Provision(s)**

1. **Special Provisions Applicable to All Government Corporations.** The special provisions applicable to all government corporations enumerated under the Budgetary Support to Government Corporations-Others shall be observed by the National Home Mortgage Finance Corporation.

New Appropriations, by Programs/Activities/Projects

|   | <u>Current Operating Expenditures</u> |   |                        | <u>Total</u>                  |
|---|---------------------------------------|---|------------------------|-------------------------------|
|   | <u>Personnel Services</u>             | <u>Maintenance and<br/>Other Operating<br/>Expenses</u> | <u>Capital Outlays</u> |                               |
| <b>PROGRAMS</b>   |                                       |   |                        |                               |
| Operations  |                                       |   |                        |                               |
| Access to secure shelter financing<br>of low income families improved       | P                                     | <u>1,000,000,000</u>                                    |                        | P <u>1,000,000,000</u>        |
| SOCIALIZED HOUSING LOAN TAKE-OUT OF<br>RECEIVABLES (SHELTER) PROGRAM        |                                       | <u>1,000,000,000</u>                                    |                        | <u>1,000,000,000</u>          |
| Purchase of housing loan receivables<br>from socialized housing originators |                                       | <u>1,000,000,000</u>                                    |                        | <u>1,000,000,000</u>          |
| Sub-total, Operations   |                                       | <u>1,000,000,000</u>                                    |                        | <u>1,000,000,000</u>          |
| TOTAL NEW APPROPRIATIONS  | P                                     | <u><u>1,000,000,000</u></u>                             |                        | P <u><u>1,000,000,000</u></u> |

New Appropriations, by Object of Expenditures  
(In Thousand Pesos)

## Current Operating Expenditures

|  |  |                         |
|--|--|-------------------------|
| Maintenance and Other Operating Expenses       |  |                         |
| Financial Assistance/Subsidy                   |  | <u>1,000,000</u>        |
| Total Maintenance and Other Operating Expenses |  | <u>1,000,000</u>        |
| Total Current Operating Expenditures           |  | <u>1,000,000</u>        |
| TOTAL NEW APPROPRIATIONS                       |  | <u><u>1,000,000</u></u> |

**F.2. NATIONAL HOUSING AUTHORITY**

For subsidy requirements in accordance with the program(s) and project(s), as indicated hereunder . . . . . P 5,175,603,000

**New Appropriations, by Program**

|  | <u>Current Operating Expenditures</u> |   |                        |                        |
|--|---------------------------------------|---|------------------------|------------------------|
|  | <u>Personnel Services</u>             | <u>Maintenance and<br/>Other Operating<br/>Expenses</u> | <u>Capital Outlays</u> | <u>Total</u>           |
| <b>PROGRAMS</b>                              |                                       |   |                        |                        |
| Operations                                   | P                                     | <u>5,175,603,000</u>                                    |                        | P <u>5,175,603,000</u> |
| COMPREHENSIVE AND INTEGRATED HOUSING PROGRAM |                                       | <u>5,175,603,000</u>                                    |                        | <u>5,175,603,000</u>   |
| TOTAL NEW APPROPRIATIONS                     | P                                     | <u>5,175,603,000</u>                                    |                        | P <u>5,175,603,000</u> |

**Special Provision(s)**

1. **Subsidy to the National Housing Authority.** The amount of Five Billion One Hundred Seventy Five Million Six Hundred Three Thousand Pesos (P5,175,603,000) appropriated herein under the subsidy to the NHA shall be used in support of the implementation of priority programs and projects under the Lot Development and Provision of Housing and Community Facilities Sub-program, and Housing Assistance Sub-program in accordance with R.A. Nos. 7279, 7835 and 11201.

Release of funds shall be subject to submission of the NHA Board-approved IRR covering these priority programs and projects.

2. **Prior Years' Subsidy Releases from the National Government.** The NHA is hereby authorized to use subsidy released for programs and projects in 2016-2021 to cover the additional funding requirements of activities or projects for various housing programs of the NHA. Accordingly, the NHA shall prepare a work and financial plan covering the projects or activities to be funded from prior years' subsidies subject to the endorsement of the NHA's Board of Directors, to be submitted to the DBM for approval.

The NHA shall obligate funds from its previous years' unobligated funds to prioritize and ensure adequate housing for all residents and NHA clients previously residing in NHA resettlement sites, namely Kasiglahan and Southville 8-B in Rodriguez, Rizal, which are now rendered unsafe and also declared as danger zones by the Rodriguez LGU due to floods caused by 2020 Typhoon Ulysses, and resettlement of residents in LGUs devastated by calamities.

(CONDITIONAL IMPLEMENTATION - President's Veto Message, December 30, 2021, Volume I-B, page 816, R.A. No. 11639)

3. **Special Provisions Applicable to All Government Corporations.** In addition to the foregoing special provisions, the special provisions applicable to all government corporations enumerated under the Budgetary Support to Government Corporations-Others shall be observed by the NHA.

**New Appropriations, by Programs/Activities/Projects**

|  | <u>Current Operating Expenditures</u> |   |                        |                        |
|--|---------------------------------------|---|------------------------|------------------------|
|  | <u>Personnel Services</u>             | <u>Maintenance and<br/>Other Operating<br/>Expenses</u> | <u>Capital Outlays</u> | <u>Total</u>           |
| <b>PROGRAMS</b>  |                                       |   |                        |                        |
| Operations   |                                       |   |                        |                        |
| Adequate housing for low-income families provided                                | P                                     | <u>5,175,603,000</u>                                    |                        | P <u>5,175,603,000</u> |
| COMPREHENSIVE AND INTEGRATED HOUSING PROGRAM                                     |                                       | <u>5,175,603,000</u>                                    |                        | <u>5,175,603,000</u>   |
| Lot Development and Provision of Housing<br>and Community Facilities Sub-program |                                       | <u>3,175,603,000</u>                                    |                        | <u>3,175,603,000</u>   |
| Housing Assistance Program for Calamity Victims                                  |                                       | 1,000,000,000   |                        | 1,000,000,000          |

|  |                                      |                                      |
|--|--------------------------------------|--------------------------------------|
| Government Employees Housing Program   | 100,000,000                          | 100,000,000                          |
| <b>Projects</b>  |                                      |                                      |
| Locally-Funded Projects  | <u>2,075,603,000</u>                 | <u>2,075,603,000</u>                 |
| Resettlement Program for ISFs affected by the Supreme Court's Mandamus to Clean-up the Manila Bay Area   | 1,400,000,000                        | 1,400,000,000                        |
| Resettlement Program for the families affected by the construction of Bukidnon Airport   | 19,433,000                           | 19,433,000                           |
| Construction of 23-Storey Residential Building (Socialized Housing), F. Manalo Street, Brgy. Batis, San Juan City                                  | 30,000,000                           | 30,000,000                           |
| Resettlement Program for ISFs affected by DOTr Infrastructure Projects   | 100,000,000                          | 100,000,000                          |
| Cagayan de Oro City ISF Housing Project in Brgy. San Simon, Cagayan de Oro City  | 50,000,000                           | 50,000,000                           |
| Community Facilities Component of the Resettlement Project in Brgy. Mauraro, Guinobatan, Albay for families affected by the Mayon Volcano Eruption | 75,000,000                           | 75,000,000                           |
| Community Facilities Component of the Resettlement Project in Talisay, Batangas for families affected by the Taal Volcano Eruption                 | 75,000,000                           | 75,000,000                           |
| Socialized Permaculture Housing Project for Cordillera Administrative Region (CAR)   | 326,170,000                          | 326,170,000                          |
| Housing Assistance Sub Program   | <u>2,000,000,000</u>                 | <u>2,000,000,000</u>                 |
| <b>Projects</b>  |                                      |                                      |
| Locally-Funded Projects  | <u>2,000,000,000</u>                 | <u>2,000,000,000</u>                 |
| Emergency Housing Assistance Program   | <u>2,000,000,000</u>                 | <u>2,000,000,000</u>                 |
| Sub-total, Operations  | <u>5,175,603,000</u>                 | <u>5,175,603,000</u>                 |
| <b>TOTAL NEW APPROPRIATIONS</b>  | <b>P <u><u>5,175,603,000</u></u></b> | <b>P <u><u>5,175,603,000</u></u></b> |
| <u>New Appropriations, by Object of Expenditures</u><br>(In Thousand Pesos)  |                                      |                                      |
| Current Operating Expenditures   |                                      |                                      |
| Maintenance and Other Operating Expenses   |                                      |                                      |
| Financial Assistance/Subsidy   |                                      | <u>5,175,603</u>                     |
| Total Maintenance and Other Operating Expenses   |                                      | <u>5,175,603</u>                     |
| Total Current Operating Expenditures   |                                      | <u>5,175,603</u>                     |
| <b>TOTAL NEW APPROPRIATIONS</b>  |                                      | <u><u>5,175,603</u></u>              |

**F.3. SOCIAL HOUSING FINANCE CORPORATION**

For subsidy requirements in accordance with the program(s) and project(s), as indicated hereunder . . . . . P 513,922,000

**New Appropriations, by Program**

|                              | <u>Current Operating Expenditures</u> |  |                 |                      |
|------------------------------|---------------------------------------|--|-----------------|----------------------|
|                              |                                       | Maintenance and<br>Other Operating<br>Expenses | Capital Outlays | Total                |
|                              | <u>Personnel Services</u>             |  |                 |                      |
| PROGRAMS                     |                                       |  |                 |                      |
| OPERATIONS                   | P                                     | <u>513,922,000</u>                             |                 | P <u>513,922,000</u> |
| HIGH DENSITY HOUSING PROGRAM |                                       | 313,922,000                                    |                 | 313,922,000          |
| COMMUNITY MORTGAGE PROGRAM   |                                       | <u>200,000,000</u>                             |                 | <u>200,000,000</u>   |
| TOTAL NEW APPROPRIATIONS     | P                                     | <u>513,922,000</u>                             |                 | P <u>513,922,000</u> |

**Special Provision(s)**

1. **Subsidy to the Social Housing Finance Corporation.** The amount of Three Hundred Thirteen Million Nine Hundred Twenty Two Thousand Pesos (P313,922,000) appropriated herein under the subsidy for the Social Housing Finance Corporation (SHFC) shall be used for the High Density Housing Program-the Housing Program for Informal Settler Families Residing in Danger Areas in Metro Manila.

Release of funds shall be subject to the submission of the SHFC Board-approved People's Plan, list of community associations, number of targeted beneficiaries, and the total amount of estimated housing loan to be availed of. For this purpose, the People's Plan shall be prepared in coordination with the Presidential Commission for the Urban Poor, the NAPC and their partner civil society organizations.

2. **Prior Years' Subsidy Releases from the National Government.** The SHFC is hereby authorized to use subsidy released for programs and projects in 2016-2021 to cover the additional funding requirements of activities and programs indicated herein. Accordingly, the SHFC shall prepare a work and financial plan covering the projects or activities to be funded from prior years' subsidies subject to the endorsement of the SHFC's Board of Directors, to be submitted to the DBM for approval.

3. **Special Provisions Applicable to All Government Corporations.** In addition to the foregoing special provisions, the special provisions applicable to all government corporations enumerated under the Budgetary Support to Government Corporations-Others shall be observed by the SHFC.

**New Appropriations, by Programs/Activities/Projects**

|   | Current Operating Expenditures |  |                 | Total                |
|---|--------------------------------|--|-----------------|----------------------|
|   | Personnel Services             | Maintenance and<br>Other Operating<br>Expenses | Capital Outlays |                      |
| PROGRAM(S)  |                                |  |                 |                      |
| OPERATIONS  |                                |  |                 |                      |
| Access to secure shelter financing of<br>low-income families improved                     | P                              | <u>513,922,000</u>                             |                 | P <u>513,922,000</u> |
| HIGH DENSITY HOUSING PROGRAM  |                                | <u>313,922,000</u>                             |                 | <u>313,922,000</u>   |
| Locally-Funded Project(s)   |                                | <u>313,922,000</u>                             |                 | <u>313,922,000</u>   |
| Housing Program for Informal Settler Families<br>Residing in Danger Areas in Metro Manila |                                | 313,922,000                                    |                 | 313,922,000          |

|   |                             |                             |
|---|-----------------------------|-----------------------------|
| <b>COMMUNITY MORTGAGE PROGRAM</b>   | <u>200,000,000</u>          | <u>200,000,000</u>          |
| Provision of Housing Finance to legally organized associations of underprivileged and homeless citizens | <u>200,000,000</u>          | <u>200,000,000</u>          |
| Sub-total, Operations   | <u>513,922,000</u>          | <u>513,922,000</u>          |
| <b>TOTAL NEW APPROPRIATIONS</b>   | <b>P <u>513,922,000</u></b> | <b>P <u>513,922,000</u></b> |
| <b><u>New Appropriations, by Object of Expenditures</u></b><br>(In Thousand Pesos)                      |                             |                             |
| Current Operating Expenditures  |                             |                             |
| Maintenance and Other Operating Expenses  |                             |                             |
| Financial Assistance/Subsidy  |                             | <u>513,922</u>              |
| Total Maintenance and Other Operating Expenses  |                             | <u>513,922</u>              |
| Total Current Operating Expenditures  |                             | <u>513,922</u>              |
| <b>TOTAL NEW APPROPRIATIONS</b>   |                             | <u><u>513,922</u></u>       |

**G. DEPARTMENT OF PUBLIC WORKS AND HIGHWAYS****G.1. LOCAL WATER UTILITIES ADMINISTRATION**

For subsidy requirements in accordance with the program(s) and project(s), as indicated hereunder . . . . . P 828,550,000

**New Appropriations, by Program**

|  | <u>Current Operating Expenditures</u> |   |                             |
|--|---------------------------------------|---|-----------------------------|
|  | <u>Personnel Services</u>             | <u>Maintenance and Other Operating Expenses</u> | <u>Capital Outlays</u>      |
|  |                                       |   | <u>Total</u>                |
| <b>PROGRAMS</b>                            |                                       |   |                             |
| Operations                                 | P <u>828,550,000</u>                  |   | P <u>828,550,000</u>        |
| <b>WATER SUPPLY AND SANITATION PROGRAM</b> | <u>828,550,000</u>                    |   | <u>828,550,000</u>          |
| <b>TOTAL NEW APPROPRIATIONS</b>            | <b>P <u>828,550,000</u></b>           |   | <b>P <u>828,550,000</u></b> |

**Special Provision(s)**

1. **Subsidy to the Local Water Utilities Administration.** The amount of Five Hundred Twenty Six Million Five Hundred Fifty Thousand Pesos (P526,550,000) appropriated herein under the subsidy to the Local Water Utilities Administration (LWUA) shall be used for the implementation of sanitation projects in the Manila Bay Continuing Mandamus-covered areas.

2. **Prior Years' Subsidy Releases from the National Government.** The LWUA is hereby authorized to use subsidy released for programs and projects in 2016-2021 to cover the additional funding requirements of activities or projects covered by the programs or sub-programs indicated under the Water Convergence Program: The Unified Financing Framework for Water Supply and Sanitation (UFF-WSS). Accordingly, the LWUA shall prepare a work and financial plan covering the projects or activities to be funded from prior years' subsidies subject to the endorsement of LWUA's Board members, to be submitted to the DBM for approval.

**3. Special Provisions Applicable to All Government Corporations.** In addition to the foregoing special provisions, the special provisions applicable to all government corporations enumerated under the Budgetary Support to Government Corporations-Others shall be observed by the LWUA.

New Appropriations, by Programs/Activities/Projects

|   | Current Operating Expenditures |  |                 | Total         |
|---|--------------------------------|--|-----------------|---------------|
|   | Personnel Services             | Maintenance and Other Operating Expenses | Capital Outlays |               |
| <b>PROGRAMS</b>   |                                |  |                 |               |
| Operations  |                                |  |                 |               |
| Access of Filipinos to adequate Level III water supply and sanitation system improved | P                              | 828,550,000                              |                 | P 828,550,000 |
| <b>WATER SUPPLY AND SANITATION PROGRAM</b>  |                                | 828,550,000                              |                 | 828,550,000   |
| <b>Project(s)</b>   |                                |  |                 |               |
| Locally-Funded Project(s)   |                                | 828,550,000                              |                 | 828,550,000   |
| Provision of Level III potable water supply and adequate sanitation system            |                                | 526,550,000                              |                 | 526,550,000   |
| Source Development for water supply, Marinduque                                       |                                | 300,000,000                              |                 | 300,000,000   |
| Segment expansion of water services, Cabanglasan Water District                       |                                | 2,000,000                                |                 | 2,000,000     |
| Sub-total, Operations   |                                | 828,550,000                              |                 | 828,550,000   |
| <b>TOTAL NEW APPROPRIATIONS</b>   | P                              | 828,550,000                              |                 | P 828,550,000 |

New Appropriations, by Object of Expenditures  
(In Thousand Pesos)

Current Operating Expenditures

|  |  |         |
|--|--|---------|
| Maintenance and Other Operating Expenses       |  |         |
| Financial Assistance/Subsidy                   |  | 828,550 |
| Total Maintenance and Other Operating Expenses |  | 828,550 |
| Total Current Operating Expenditures           |  | 828,550 |
| <b>TOTAL NEW APPROPRIATIONS</b>                |  | 828,550 |

**H. DEPARTMENT OF TOURISM**

**H.1. TOURISM INFRASTRUCTURE AND ENTERPRISE ZONE AUTHORITY**

For subsidy requirements in accordance with the program(s) and project(s), as indicated hereunder . . . . . P 186,296,000

|   | Current Operating Expenditures |  |                 | Total       |
|---|--------------------------------|--|-----------------|-------------|
|   | Personnel Services             | Maintenance and Other Operating Expenses | Capital Outlays |             |
| <b>PROGRAMS</b>                         |                                |  |                 |             |
| General Administration and Support      |                                | 114,596,000                              |                 | 114,596,000 |
| Operations                              | P                              | 71,700,000                               | P               | 71,700,000  |
| NATIONAL TOURISM DEVELOPMENT INITIATIVE |                                | 71,700,000                               |                 | 71,700,000  |
| TOTAL NEW APPROPRIATIONS                | P                              | 186,296,000                              | P               | 186,296,000 |

**Special Provision(s)**

1. **Subsidy to the Tourism Infrastructure and Enterprise Zone Authority.** The amount of One Hundred Fourteen Million Five Hundred Ninety Six Thousand Pesos (P114,596,000) appropriated herein under the subsidy to the Tourism Infrastructure and Enterprise Zone Authority (TIEZA) shall be used for the payment of the salaries and wages of TIEZA personnel.

2. **Prior Years' Subsidy Releases from the National Government.** The TIEZA is hereby authorized to use subsidy released for programs and projects in 2016-2021 to cover the additional funding requirements of activities or projects covered by the programs or sub-programs indicated herein. Accordingly, the TIEZA shall prepare a work and financial plan covering the projects or activities to be funded from prior years' subsidies subject to the endorsement of the TIEZA's Board of Directors, to be submitted to the DBM for approval.

3. **Special Provisions Applicable to All Government Corporations.** In addition to the foregoing special provisions, the special provisions applicable to all government corporations enumerated under the Budgetary Support to Government Corporations-Others shall be observed by the TIEZA.

New Appropriations, by Programs/Activities/Projects

|  | Current Operating Expenditures |  |                 | Total       |
|--|--------------------------------|--|-----------------|-------------|
|  | Personnel Services             | Maintenance and Other Operating Expenses | Capital Outlays |             |
| <b>PROGRAMS</b>  |                                |  |                 |             |
| General Administration and Support   |                                |  |                 |             |
| General Management and Supervision   | P                              | 114,596,000                              | P               | 114,596,000 |
| Sub-Total, General Administration and Support  |                                | 114,596,000                              |                 | 114,596,000 |
| Operations   |                                |  |                 |             |
| NATIONAL TOURISM DEVELOPMENT INITIATIVE  |                                | 71,700,000                               |                 | 71,700,000  |
| <b>Project(s)</b>  |                                |  |                 |             |
| Locally-Funded Project(s)  |                                | 71,700,000                               |                 | 71,700,000  |
| 1. Construction of Liwasan ng Mamamayan (Oriental Mindoro People's Park and Public Plaza) Brgy. Camilmil, Calapan City, Oriental Mindoro |                                | 70,000,000                               |                 | 71,700,000  |
| 2. Construction of Resort Cottage, Marawi Resort Hotel Inc., Marawi City   |                                | 1,700,000                                |                 | 1,700,000   |



|  |                             |                             |
|--|-----------------------------|-----------------------------|
| Sub-total, Operations  | <u>71,700,000</u>           | <u>71,700,000</u>           |
| <b>TOTAL NEW APPROPRIATIONS</b>  | <b>P <u>186,296,000</u></b> | <b>P <u>186,296,000</u></b> |
| <b><u>New Appropriations, by Object of Expenditures</u></b><br>(In Thousand Pesos) |                             |                             |
| <b>Current Operating Expenditures</b>  |                             |                             |
| Maintenance and Other Operating Expenses   |                             |                             |
| Financial Assistance/Subsidy   |                             | <u>186,296</u>              |
| Total Maintenance and Other Operating Expenses                                     |                             | <u>186,296</u>              |
| Total Current Operating Expenditures   |                             | <u>186,296</u>              |
| <b>TOTAL NEW APPROPRIATIONS</b>  |                             | <b><u>186,296</u></b>       |

**I. DEPARTMENT OF TRADE AND INDUSTRY****I.1. AURORA PACIFIC ECONOMIC ZONE AND FREEPORT AUTHORITY**

For subsidy requirements in accordance with the program(s), as indicated hereunder . . . . . P 45,000,000

**New Appropriations, by Program**

|                                    | Current Operating Expenditures |  |                 |                     |
|------------------------------------|--------------------------------|--|-----------------|---------------------|
|                                    | Personnel Services             | Maintenance and<br>Other Operating<br>Expenses | Capital Outlays | Total               |
| <b>PROGRAMS</b>                    |                                |  |                 |                     |
| General Administration and Support | P                              | <u>45,000,000</u>                              |                 | P <u>45,000,000</u> |
| <b>TOTAL NEW APPROPRIATIONS</b>    | P                              | <u>45,000,000</u>                              |                 | P <u>45,000,000</u> |

**Special Provision(s)**

1. **Special Provisions Applicable to All Government Corporations.** The special provisions applicable to all government corporations enumerated under the Budgetary Support to Government Corporations-Others shall be observed by the Aurora Pacific Economic Zone and Freeport Authority.

**New Appropriations, by Programs/Activities/Projects**

|                                    | <u>Current Operating Expenditures</u> |   |                        |              |
|------------------------------------|---------------------------------------|---|------------------------|--------------|
|                                    | <u>Personnel Services</u>             | <u>Maintenance and<br/>Other Operating<br/>Expenses</u> | <u>Capital Outlays</u> | <u>Total</u> |
| <b>PROGRAMS</b>                    |                                       |   |                        |              |
| General Administration and Support |                                       |   |                        |              |
| General Management and Supervision | P                                     | 45,000,000  | P                      | 45,000,000   |

|   |                            |                            |
|---|----------------------------|----------------------------|
| Sub-total, General Administration and Support                               | <u>45,000,000</u>          | <u>45,000,000</u>          |
| <b>TOTAL NEW APPROPRIATIONS</b>   | <b>P <u>45,000,000</u></b> | <b>P <u>45,000,000</u></b> |
| <u>New Appropriations, by Object of Expenditures</u><br>(In Thousand Pesos) |                            |                            |
| Current Operating Expenditures  |                            |                            |
| Maintenance and Other Operating Expenses                                    |                            |                            |
| Financial Assistance/Subsidy  |                            | <u>45,000</u>              |
| Total Maintenance and Other Operating Expenses                              |                            | <u>45,000</u>              |
| Total Current Operating Expenditures  |                            | <u>45,000</u>              |
| <b>TOTAL NEW APPROPRIATIONS</b>   |                            | <b><u>45,000</u></b>       |

**I.2. CENTER FOR INTERNATIONAL TRADE EXPOSITIONS AND MISSIONS**

For subsidy requirements in accordance with the program(s), as indicated hereunder . . . . . P 152,612,000

New Appropriations, by Program

|                                    | <u>Current Operating Expenditures</u> |   |                        |                           |
|------------------------------------|---------------------------------------|---|------------------------|---------------------------|
|                                    | <u>Personnel Services</u>             | <u>Maintenance and<br/>Other Operating<br/>Expenses</u> | <u>Capital Outlays</u> | <u>Total</u>              |
| <b>PROGRAMS</b>                    |                                       |   |                        |                           |
| General Administration and Support | P                                     | 31,249,000  | P                      | 31,249,000                |
| Support to Operations              |                                       | 31,351,000  |                        | 31,351,000                |
| Operations                         |                                       | <u>90,012,000</u>                                       |                        | <u>90,012,000</u>         |
| EXPORT/TRADE PROMOTION PROGRAM     |                                       | <u>90,012,000</u>                                       |                        | <u>90,012,000</u>         |
| <b>TOTAL NEW APPROPRIATIONS</b>    | <b>P</b>                              | <b><u>152,612,000</u></b>                               | <b>P</b>               | <b><u>152,612,000</u></b> |

**Special Provision(s)**

1. **Prior Years' Subsidy Releases from the National Government.** The Center for International Trade Expositions and Missions (CITEM) is hereby authorized to use subsidy released for programs and projects in 2016-2021 to cover additional funding requirements of activities or projects covered by the programs or sub-programs indicated herein. Accordingly, the CITEM shall prepare a work and financial plan covering the projects or activities to be funded from prior years' subsidies subject to the endorsement of the CITEM's Board of Governors, to be submitted to the DBM for approval.

2. **Special Provisions Applicable to All Government Corporations.** In addition to the foregoing special provision, the special provisions applicable to all government corporations enumerated under the Budgetary Support to Government Corporations-Others shall be observed by the CITEM.

New Appropriations, by Programs/Activities/Projects

|  | <u>Current Operating Expenditures</u> |   |                        |              |
|--|---------------------------------------|---|------------------------|--------------|
|  | <u>Personnel Services</u>             | <u>Maintenance and<br/>Other Operating<br/>Expenses</u> | <u>Capital Outlays</u> | <u>Total</u> |

**PROGRAMS**

|   |                             |                             |
|---|-----------------------------|-----------------------------|
| General Administration and Support                          |                             |                             |
| General Management and Supervision                          | P <u>31,249,000</u>         | P <u>31,249,000</u>         |
| Sub-total, General Administration and Support               | <u>31,249,000</u>           | <u>31,249,000</u>           |
| Support to Operations                                       |                             |                             |
| Institutional promotion and information services management | <u>31,351,000</u>           | <u>31,351,000</u>           |
| Sub-total, Support to Operations                            | <u>31,351,000</u>           | <u>31,351,000</u>           |
| Operations  |                             |                             |
| Increased Trade Promotion Activities                        | <u>90,012,000</u>           | <u>90,012,000</u>           |
| EXPORT/TRADE PROMOTION PROGRAM                              | <u>90,012,000</u>           | <u>90,012,000</u>           |
| Signature Events  | <u>90,012,000</u>           | <u>90,012,000</u>           |
| Sub-total, Operations                                       | <u>90,012,000</u>           | <u>90,012,000</u>           |
| <b>TOTAL NEW APPROPRIATIONS</b>                             | P <u><u>152,612,000</u></u> | P <u><u>152,612,000</u></u> |

New Appropriations, by Object of Expenditures  
(In Thousand Pesos)

**Current Operating Expenditures**

|  |                       |
|--|-----------------------|
| Maintenance and Other Operating Expenses       |                       |
| Financial Assistance/Subsidy                   | <u>152,612</u>        |
| Total Maintenance and Other Operating Expenses | <u>152,612</u>        |
| Total Current Operating Expenditures           | <u>152,612</u>        |
| <b>TOTAL NEW APPROPRIATIONS</b>                | <u><u>152,612</u></u> |

**I.3. SMALL BUSINESS CORPORATION**

For subsidy requirements in accordance with the program(s), as indicated hereunder . . . . . P 2,000,000,000

New Appropriations, by Program

|                 | <u>Current Operating Expenditures</u> |   |                        |
|-----------------|---------------------------------------|---|------------------------|
|                 | <u>Personnel Services</u>             | <u>Maintenance and Other Operating Expenses</u> | <u>Capital Outlays</u> |
|                 |                                       |   | <u>Total</u>           |
| <b>PROGRAMS</b> |                                       |   |                        |
| Operations      | P <u>2,000,000,000</u>                |   | P <u>2,000,000,000</u> |

|   |                               |                               |
|---|-------------------------------|-------------------------------|
| PONDO PARA SA PAGBABAGO AT PAG-ASENTO PROGRAM | <u>2,000,000,000</u>          | <u>2,000,000,000</u>          |
| TOTAL NEW APPROPRIATIONS                      | P <u><u>2,000,000,000</u></u> | P <u><u>2,000,000,000</u></u> |

**Special Provision(s)**

1. **Pondo Para sa Pagbabago at Pag-asensto.** The amount of Two Billion Pesos (P2,000,000,000) appropriated herein as subsidy to the Small Business Corporation (SBC) shall be used for the implementation of the Pondo sa Pagbabago at Pag-Asenso Program, which is a microfinancing program for Micro, Small, and Medium Scale Enterprises (MSMEs). The amount shall be set-up as a separate fund and the transactions thereon shall be recorded and maintained in a separate book by the SBC.

The Secretary of Trade and Industry shall approve the program mechanics and components including the selection criteria for beneficiaries and such other factors in the implementation of the program which shall be in accordance with R.A. No. 6977 as amended by R.A. No. 9501. The DTI shall prioritize the provinces where the absolute number of indigents and the incidence of poverty are high as identified in the latest official poverty statistics of the PSA, MSMEs of indigenous people, and sustainable rural livelihood.

2. **Special Provisions Applicable to All Government Corporations.** In addition to the foregoing special provision, the special provisions applicable to all government corporations enumerated under the Budgetary Support to Government Corporations-Others shall be observed by the SBC.

**New Appropriations, by Programs/Activities/Projects**

|   | <u>Current Operating Expenditures</u> |   |                               |
|---|---------------------------------------|---|-------------------------------|
|   | <u>Personnel Services</u>             | <u>Maintenance and Other Operating Expenses</u> | <u>Capital Outlays</u>        |
|   |                                       |   | <u>Total</u>                  |
| <b>PROGRAMS</b>                               |                                       |   |                               |
| Operations                                    |                                       |   |                               |
| Sustainable MSMEs increased                   | P <u>2,000,000,000</u>                |   | P <u>2,000,000,000</u>        |
| PONDO PARA SA PAGBABAGO AT PAG-ASENTO PROGRAM | <u>2,000,000,000</u>                  |   | <u>2,000,000,000</u>          |
| Microfinance for Lending                      | 1,900,000,000                         |   | 1,900,000,000                 |
| Mobilization and Monitoring                   | <u>100,000,000</u>                    |   | <u>100,000,000</u>            |
| Sub-total, Operations                         | <u>2,000,000,000</u>                  |   | <u>2,000,000,000</u>          |
| TOTAL NEW APPROPRIATIONS                      | P <u><u>2,000,000,000</u></u>         |   | P <u><u>2,000,000,000</u></u> |

**New Appropriations, by Object of Expenditures**  
(In Thousand Pesos)**Current Operating Expenditures**

|   |                         |
|---|-------------------------|
| <b>Maintenance and Other Operating Expenses</b> |                         |
| Financial Assistance/Subsidy                    | <u>2,000,000</u>        |
| Total Maintenance and Other Operating Expenses  | <u>2,000,000</u>        |
| Total Current Operating Expenditures            | <u>2,000,000</u>        |
| TOTAL NEW APPROPRIATIONS                        | <u><u>2,000,000</u></u> |

**J. DEPARTMENT OF TRANSPORTATION****J.1. CIVIL AVIATION AUTHORITY OF THE PHILIPPINES**

For subsidy requirements in accordance with the program(s), as indicated hereunder . . . . . P 2,439,279,000

**New Appropriations, by Program/Projects**

|                                    | <u>Current Operating Expenditures</u> |  |                 |                        |
|------------------------------------|---------------------------------------|--|-----------------|------------------------|
|                                    |                                       | Maintenance and<br>Other Operating<br>Expenses | Capital Outlays | Total                  |
|                                    | <u>Personnel Services</u>             |  |                 |                        |
| <b>PROGRAMS</b>                    |                                       |  |                 |                        |
| General Administration and Support | P                                     | <u>2,439,279,000</u>                           |                 | P <u>2,439,279,000</u> |
| <b>TOTAL NEW APPROPRIATIONS</b>    | P                                     | <u>2,439,279,000</u>                           |                 | P <u>2,439,279,000</u> |

**Special Provision(s)**

1. **Subsidy for the Civil Aviation Authority of the Philippines.** The amount of Two Billion Four Hundred Thirty Nine Million Two Hundred Seventy Nine Thousand Pesos (P2,439,279,000) appropriated herein under the subsidy to the Civil Aviation Authority of the Philippines (CAAP) shall be used for its operating requirements.

2. **Special Provisions Applicable to All Government Corporations.** In addition to the foregoing special provision, the special provisions applicable to all government corporations enumerated under the Budgetary Support to Government Corporations-Others shall be observed by the CAAP.

**New Appropriations, by Programs/Activities/Projects**

|   | <u>Current Operating Expenditures</u> |   |                        |                        |
|---|---------------------------------------|---|------------------------|------------------------|
|   | <u>Personnel Services</u>             | <u>Maintenance and<br/>Other Operating<br/>Expenses</u> | <u>Capital Outlays</u> | <u>Total</u>           |
| <b>PROGRAMS</b>                               |                                       |   |                        |                        |
| General Administration and Support            |                                       |   |                        |                        |
| General Management and Supervision            | P                                     | <u>2,439,279,000</u>                                    |                        | P <u>2,439,279,000</u> |
| Sub-total, General Administration and Support |                                       | <u>2,439,279,000</u>                                    |                        | <u>2,439,279,000</u>   |
| <b>TOTAL NEW APPROPRIATIONS</b>               | P                                     | <u>2,439,279,000</u>                                    |                        | P <u>2,439,279,000</u> |

**New Appropriations, by Object of Expenditures**

(In Thousand Pesos)

**Current Operating Expenditures****Maintenance and Other Operating Expenses**

|                              |                  |
|------------------------------|------------------|
| Financial Assistance/Subsidy | <u>2,439,279</u> |
|------------------------------|------------------|

|  |                  |
|--|------------------|
| Total Maintenance and Other Operating Expenses | <u>2,439,279</u> |
|--|------------------|

|                                      |                  |
|--------------------------------------|------------------|
| Total Current Operating Expenditures | 2,439,279        |
| <b>TOTAL NEW APPROPRIATIONS</b>      | <b>2,439,279</b> |

**J.2. LIGHT RAIL TRANSIT AUTHORITY**

For subsidy requirements in accordance with the program(s), as indicated hereunder . . . . . P 1,018,152,000

**New Appropriations, by Program**

|   | <u>Current Operating Expenditures</u> |   |                        | <u>Total</u>    |
|---|---------------------------------------|---|------------------------|-----------------|
|   | <u>Personnel Services</u>             | <u>Maintenance and<br/>Other Operating<br/>Expenses</u> | <u>Capital Outlays</u> |                 |
| <b>PROGRAMS</b>   |                                       |   |                        |                 |
| General Administration and Support  | P 164,279,000                         |   |                        | P 164,279,000   |
| Operations  |                                       | 853,873,000   |                        | 853,873,000     |
| SYSTEMS AND FACILITIES IMPROVEMENT,<br>REHABILITATION AND MODERNIZATION PROGRAM |                                       | 853,873,000   |                        | 853,873,000     |
| <b>TOTAL NEW APPROPRIATIONS</b>   | P 1,018,152,000                       |   |                        | P 1,018,152,000 |

**Special Provision(s)**

1. **Prior Years' Subsidy Releases from the National Government.** The Light Rail Transit Authority (LRTA) is hereby authorized to use subsidy released for programs and projects in 2016-2021 to cover the additional funding requirements of activities or projects covered by the programs or sub-programs indicated herein. Accordingly, the LRTA shall prepare a work and financial plan covering the projects or activities to be funded from prior years' subsidies subject to the endorsement of LRTA's Board of Directors, to be submitted to the DBM for approval.

2. **Special Provisions Applicable to All Government Corporations.** In addition to the foregoing special provision, the special provisions applicable to all government corporations enumerated under the Budgetary Support to Government Corporations-Others shall be observed by the LRTA.

**New Appropriations, by Programs/Activities/Projects**

|   | <u>Current Operating Expenditures</u> |   |                        | <u>Total</u>  |
|---|---------------------------------------|---|------------------------|---------------|
|   | <u>Personnel Services</u>             | <u>Maintenance and<br/>Other Operating<br/>Expenses</u> | <u>Capital Outlays</u> |               |
| <b>PROGRAMS</b>   |                                       |   |                        |               |
| General Administration and Support  |                                       |   |                        |               |
| General Management and Supervision  | P 164,279,000                         |   |                        | P 164,279,000 |
| Sub-total, General Administration and Support                                   |                                       | 164,279,000   |                        | 164,279,000   |
| Operations  |                                       | 853,873,000   |                        | 853,873,000   |
| Safe, secure, responsive and reliable<br>LRT services provided                  |                                       | 853,873,000   |                        | 853,873,000   |
| SYSTEMS AND FACILITIES IMPROVEMENT,<br>REHABILITATION AND MODERNIZATION PROGRAM |                                       | 853,873,000   |                        | 853,873,000   |

|                                    |                        |                        |
|------------------------------------|------------------------|------------------------|
| Systems and Facilities Improvement | 853,873,000            | 853,873,000            |
| Sub-total, Operations              | 853,873,000            | 853,873,000            |
| <b>TOTAL NEW APPROPRIATIONS</b>    | <b>P 1,018,152,000</b> | <b>P 1,018,152,000</b> |

New Appropriations, by Object of Expenditures  
(In Thousand Pesos)

Current Operating Expenditures

|  |  |                  |
|--|--|------------------|
| Maintenance and Other Operating Expenses       |  |                  |
| Financial Assistance/Subsidy                   |  | 1,018,152        |
| Total Maintenance and Other Operating Expenses |  | 1,018,152        |
| Total Current Operating Expenditures           |  | 1,018,152        |
| <b>TOTAL NEW APPROPRIATIONS</b>                |  | <b>1,018,152</b> |

**J.3. PHILIPPINE NATIONAL RAILWAYS**

For subsidy requirements in accordance with the program(s), as indicated hereunder . . . . . P 1,433,000,000

New Appropriations, by Program/Projects

|                                    | Current Operating Expenditures |  |                        |
|------------------------------------|--------------------------------|--|------------------------|
|                                    | Personnel Services             | Maintenance and Other Operating Expenses | Capital Outlays        |
|                                    |                                |  | Total                  |
| <b>PROGRAMS</b>                    |                                |  |                        |
| General Administration and Support | P 429,300,000                  |  | P 429,300,000          |
| Operations                         | 1,003,700,000                  |  | 1,003,700,000          |
| RAILWAY SYSTEM MAINTENANCE PROGRAM | 1,003,700,000                  |  | 1,003,700,000          |
| <b>TOTAL NEW APPROPRIATIONS</b>    | <b>P 1,433,000,000</b>         |  | <b>P 1,433,000,000</b> |

**Special Provision(s)**

1. **Subsidy to the Philippine National Railways.** The amount of One Billion Four Hundred Thirty Three Million Pesos (P1,433,000,000) appropriated herein under the subsidy for the Philippine National Railways (PNR) shall be used for its operating requirements and railway system maintenance.

2. **Prior Years' Subsidy Releases from the National Government.** The PNR is hereby authorized to use subsidy released for programs and projects in 2016-2021 to cover the additional funding requirements of activities or projects covered by the programs or sub-programs indicated herein. Accordingly, the PNR shall prepare a work and financial plan covering the projects or activities to be funded from prior years' subsidies subject to the endorsement of the PNR's Board of Directors, to be submitted to the DBM for approval.

3. **Special Provisions Applicable to All Government Corporations.** In addition to the foregoing special provisions, the special provisions applicable to all government corporations enumerated under the Budgetary Support to Government Corporations-Others shall be observed by the PNR.

New Appropriations, by Programs/Activities/Projects

|   | <u>Current Operating Expenditures</u> |   | <u>Total</u>           |
|---|---------------------------------------|---|------------------------|
|   | <u>Personnel Services</u>             | <u>Maintenance and Other Operating Expenses</u> |                        |
| <b>PROGRAMS</b>                                     |                                       |   |                        |
| General Administration and Support                  |                                       |   |                        |
| General Management and Supervision                  | P                                     | 429,300,000                                     | P 429,300,000          |
| Sub-total, General Administration and Support       |                                       | 429,300,000                                     | 429,300,000            |
| Operations  |                                       |   |                        |
| Safe, reliable and efficient rail services provided |                                       | 1,003,700,000                                   | 1,003,700,000          |
| RAILWAY SYSTEM MAINTENANCE PROGRAM                  |                                       | 1,003,700,000                                   | 1,003,700,000          |
| Railway System Maintenance                          |                                       | 803,700,000                                     | 803,700,000            |
| Locally-Funded Projects                             |                                       | 200,000,000                                     | 200,000,000            |
| Acquisition of Right-of-Way                         |                                       | 200,000,000                                     | 200,000,000            |
| Sub-total, Operations                               |                                       | 1,003,700,000                                   | 1,003,700,000          |
| <b>TOTAL NEW APPROPRIATIONS</b>                     | P                                     | <u>1,433,000,000</u>                            | P <u>1,433,000,000</u> |

New Appropriations, by Object of Expenditures  
(In Thousand Pesos)

## Current Operating Expenditures

|  |  |                  |
|--|--|------------------|
| Maintenance and Other Operating Expenses       |  |                  |
| Financial Assistance/Subsidy                   |  | 1,433,000        |
| Total Maintenance and Other Operating Expenses |  | 1,433,000        |
| Total Current Operating Expenditures           |  | 1,433,000        |
| <b>TOTAL NEW APPROPRIATIONS</b>                |  | <u>1,433,000</u> |

**K. NATIONAL ECONOMIC AND DEVELOPMENT AUTHORITY****K.1. PHILIPPINE INSTITUTE FOR DEVELOPMENT STUDIES**

For subsidy requirements in accordance with the program(s), as indicated hereunder . . . . . P 259,455,000

New Appropriations, by Program



|   | Current Operating Expenditures |  |                 | Total              |
|---|--------------------------------|--|-----------------|--------------------|
|   | Personnel Services             | Maintenance and Other Operating Expenses | Capital Outlays |                    |
| <b>PROGRAMS</b>                               |                                |  |                 |                    |
| General Administration and Support            | P                              | 56,200,000                               | P               | 56,200,000         |
| Support to Operations                         |                                | 18,583,000                               |                 | 18,583,000         |
| Operations                                    |                                | 184,672,000                              |                 | 184,672,000        |
| <b>SOCIO-ECONOMIC POLICY RESEARCH PROGRAM</b> |                                | 184,672,000                              |                 | 184,672,000        |
| <b>TOTAL NEW APPROPRIATIONS</b>               | P                              | <u>259,455,000</u>                       | P               | <u>259,455,000</u> |

**Special Provision(s)**

1. **Prior Years' Subsidy Releases from the National Government.** The Philippine Institute for Development Studies (PIDS) is hereby authorized to use subsidy released for programs and projects in 2016-2021 to cover the additional funding requirements of activities or projects covered by the programs or sub-programs indicated herein. Accordingly, the PIDS shall prepare a work and financial plan covering the projects or activities to be funded from prior years' subsidies subject to the endorsement of the PIDS' Board of Trustees, to be submitted to the DBM for approval.

2. **Special Provisions Applicable to All Government Corporations.** In addition to the foregoing special provision, the special provisions applicable to all government corporations enumerated under the Budgetary Support to Government Corporations-Others shall be observed by the PIDS.

New Appropriations, by Programs/Activities/Projects

|  | Current Operating Expenditures |  |                 | Total       |
|--|--------------------------------|--|-----------------|-------------|
|  | Personnel Services             | Maintenance and Other Operating Expenses | Capital Outlays |             |
| <b>PROGRAMS</b>  |                                |  |                 |             |
| General Administration and Support   |                                |  |                 |             |
| General Management and Supervision   | P                              | 56,200,000                               | P               | 56,200,000  |
| Sub-total, General Administration and Support  |                                | 56,200,000                               |                 | 56,200,000  |
| Support to Operations  |                                |  |                 |             |
| Operations of the Philippine APEC Study Center Network (PASCN)   |                                | 3,603,000                                |                 | 3,603,000   |
| Publication, Seminars, Information and Communications Technology Services, and Research Program Management |                                | 14,980,000                               |                 | 14,980,000  |
| Sub-total, Support to Operations   |                                | 18,583,000                               |                 | 18,583,000  |
| Operations   |                                |  |                 |             |
| Government policies and services, through the aid of policy research, improved                             |                                | 184,672,000                              |                 | 184,672,000 |
| <b>SOCIO-ECONOMIC POLICY RESEARCH PROGRAM</b>  |                                | 184,672,000                              |                 | 184,672,000 |

|  |                             |                             |
|--|-----------------------------|-----------------------------|
| Conduct of policy research   | <u>184,672,000</u>          | <u>184,672,000</u>          |
| Sub-total, Operations  | <u>184,672,000</u>          | <u>184,672,000</u>          |
| <b>TOTAL NEW APPROPRIATIONS</b>  | <b>P <u>259,455,000</u></b> | <b>P <u>259,455,000</u></b> |
| <b><u>New Appropriations, by Object of Expenditures</u></b><br>(In Thousand Pesos) |                             |                             |
| <b>Current Operating Expenditures</b>  |                             |                             |
| Maintenance and Other Operating Expenses   |                             |                             |
| Financial Assistance/Subsidy   |                             | <u>259,455</u>              |
| Total Maintenance and Other Operating Expenses                                     |                             | <u>259,455</u>              |
| Total Current Operating Expenditures   |                             | <u>259,455</u>              |
| <b>TOTAL NEW APPROPRIATIONS</b>  |                             | <b><u>259,455</u></b>       |

**L. PRESIDENTIAL COMMUNICATIONS OPERATIONS OFFICE****L.1. INTERCONTINENTAL BROADCASTING CORPORATION**

For subsidy requirements in accordance with the program(s), as indicated hereunder . . . . . P 73,689,000

**New Appropriations, by Program**

|                                    | <u>Current Operating Expenditures</u> |   |                        |                            |
|------------------------------------|---------------------------------------|---|------------------------|----------------------------|
|                                    | <u>Personnel Services</u>             | <u>Maintenance and<br/>Other Operating<br/>Expenses</u> | <u>Capital Outlays</u> | <u>Total</u>               |
| <b>PROGRAMS</b>                    |                                       |   |                        |                            |
| General Administration and Support | P <u>73,689,000</u>                   |   |                        | P <u>73,689,000</u>        |
| <b>TOTAL NEW APPROPRIATIONS</b>    | <b>P <u>73,689,000</u></b>            |   |                        | <b>P <u>73,689,000</u></b> |

**Special Provision(s)**

1. **Special Provisions Applicable to All Government Corporations.** The special provisions applicable to all government corporations enumerated under the Budgetary Support to Government Corporations-Others shall be observed by the Intercontinental Broadcasting Corporation.

**New Appropriations, by Programs/Activities/Projects**

|                                    | <u>Current Operating Expenditures</u> |   |                        |                     |
|------------------------------------|---------------------------------------|---|------------------------|---------------------|
|                                    | <u>Personnel Services</u>             | <u>Maintenance and<br/>Other Operating<br/>Expenses</u> | <u>Capital Outlays</u> | <u>Total</u>        |
| <b>PROGRAMS</b>                    |                                       |   |                        |                     |
| General Administration and Support |                                       |   |                        |                     |
| General Management and Supervision | P <u>73,689,000</u>                   |   |                        | P <u>73,689,000</u> |

|  |                     |                     |
|--|---------------------|---------------------|
| Sub-total, General Administration and Support                                      | 73,689,000          | 73,689,000          |
| <b>TOTAL NEW APPROPRIATIONS</b>  | <b>P 73,689,000</b> | <b>P 73,689,000</b> |
| <b><u>New Appropriations, by Object of Expenditures</u></b><br>(In Thousand Pesos) |                     |                     |
| <b>Current Operating Expenditures</b>  |                     |                     |
| Maintenance and Other Operating Expenses   |                     |                     |
| Financial Assistance/Subsidy   |                     | 73,689              |
| Total Maintenance and Other Operating Expenses                                     |                     | 73,689              |
| Total Current Operating Expenditures   |                     | 73,689              |
| <b>TOTAL NEW APPROPRIATIONS</b>  |                     | <b>73,689</b>       |

**L.2. PEOPLE'S TELEVISION NETWORK INCORPORATED**

For subsidy and equity requirements in accordance with the program(s), indicated hereunder . . . . . P 104,944,000

**New Appropriations, by Program**

|                                    | <u>Current Operating Expenditures</u> |   |                        |
|------------------------------------|---------------------------------------|---|------------------------|
|                                    | <u>Personnel Services</u>             | <u>Maintenance and Other Operating Expenses</u> | <u>Capital Outlays</u> |
|                                    |                                       |   | <u>Total</u>           |
| <b>PROGRAMS</b>                    |                                       |   |                        |
| General Administration and Support | P 104,944,000                         |   | P 104,944,000          |
| <b>TOTAL NEW APPROPRIATIONS</b>    | <b>P 104,944,000</b>                  |   | <b>P 104,944,000</b>   |

**Special Provision(s)**

1. **Prior Years' Subsidy Releases from the National Government.** The People's Television Network Incorporated (PTNI) is hereby authorized to use subsidy released for programs and projects in 2016-2021 to cover the additional funding requirements of activities or projects covered by the programs or sub-programs indicated herein. Accordingly, the PTNI shall prepare a work and financial plan covering the projects or activities to be funded from prior years' subsidies subject to the endorsement of the PTNI's Board of Directors, to be submitted to the DBM for approval.

2. **Special Provisions Applicable to All Government Corporations.** The special provisions applicable to all government corporations enumerated under the Budgetary Support to Government Corporations-Others shall be observed by the PTNI.

**New Appropriations, by Programs**

|                                    | <u>Current Operating Expenditures</u> |   |                        |
|------------------------------------|---------------------------------------|---|------------------------|
|                                    | <u>Personnel Services</u>             | <u>Maintenance and Other Operating Expenses</u> | <u>Capital Outlays</u> |
|                                    |                                       |   | <u>Total</u>           |
| <b>PROGRAMS</b>                    |                                       |   |                        |
| General Administration and Support |                                       |   |                        |
| General Management and Supervision | P 104,944,000                         |   | P 104,944,000          |

|   |                             |                             |
|---|-----------------------------|-----------------------------|
| Sub-total, General Administration and Support | <u>104,944,000</u>          | <u>104,944,000</u>          |
| <b>TOTAL NEW APPROPRIATIONS</b>               | <b>P <u>104,944,000</u></b> | <b>P <u>104,944,000</u></b> |

New Appropriations, by Object of Expenditures  
(In Thousand Pesos)

Current Operating Expenditures

|  |  |                       |
|--|--|-----------------------|
| Maintenance and Other Operating Expenses       |  |                       |
| Financial Assistance/Subsidy                   |  | <u>104,944</u>        |
| Total Maintenance and Other Operating Expenses |  | <u>104,944</u>        |
| Total Current Operating Expenditures           |  | <u>104,944</u>        |
| <b>TOTAL NEW APPROPRIATIONS</b>                |  | <b><u>104,944</u></b> |

**M. OTHER EXECUTIVE OFFICES**

**M.1. AUTHORITY OF THE FREEPORT AREA OF BATAAN**

For equity requirements in accordance with the program(s), as indicated hereunder . . . . . P 191,260,000

New Appropriations, by Program

|                                 | <u>Current Operating Expenditures</u> |   |                        |                      |
|---------------------------------|---------------------------------------|---|------------------------|----------------------|
|                                 | <u>Personnel Services</u>             | <u>Maintenance and<br/>Other Operating<br/>Expenses</u> | <u>Capital Outlays</u> | <u>Total</u>         |
| <b>PROGRAMS</b>                 |                                       |   |                        |                      |
| Operations                      |                                       |   | P <u>191,260,000</u>   | P <u>191,260,000</u> |
| ECOZONE DEVELOPMENT PROGRAM     |                                       |   | <u>191,260,000</u>     | <u>191,260,000</u>   |
| <b>TOTAL NEW APPROPRIATIONS</b> |                                       |   | P <u>191,260,000</u>   | P <u>191,260,000</u> |

**Special Provision(s)**

1. **Special Provisions Applicable to All Government Corporations.** The special provisions applicable to all government corporations enumerated under the Budgetary Support to Government Corporations-Others shall be observed by the Authority of the Freeport Area of Bataan.

New Appropriations, by Programs/Activities/Projects

|   | <u>Current Operating Expenditures</u> |   |                        |                      |
|---|---------------------------------------|---|------------------------|----------------------|
|   | <u>Personnel Services</u>             | <u>Maintenance and<br/>Other Operating<br/>Expenses</u> | <u>Capital Outlays</u> | <u>Total</u>         |
| <b>PROGRAMS</b>   |                                       |   |                        |                      |
| Operations  |                                       |   |                        |                      |
| Business located and operating within the economic zone increased |                                       |   | P <u>191,260,000</u>   | P <u>191,260,000</u> |

|                                    |                      |                      |
|------------------------------------|----------------------|----------------------|
| ECOZONE DEVELOPMENT PROGRAM        | 191,260,000          | 191,260,000          |
| Ecozone infrastructure development | 191,260,000          | 191,260,000          |
| Sub-total, Operations              | 191,260,000          | 191,260,000          |
| <b>TOTAL NEW APPROPRIATIONS</b>    | <b>P 191,260,000</b> | <b>P 191,260,000</b> |

New Appropriations, by Object of Expenditures  
(In Thousand Pesos)

|                                 |  |                |
|---------------------------------|--|----------------|
| Capital Outlays                 |  |                |
| Investment Outlay               |  | 191,260        |
| Total Capital Outlays           |  | 191,260        |
| <b>TOTAL NEW APPROPRIATIONS</b> |  | <b>191,260</b> |

**M.2. BASES CONVERSION AND DEVELOPMENT AUTHORITY**

For subsidy requirements in accordance with the program(s) and project(s), as indicated hereunder . . . . . P 2,487,346,000

New Appropriations, by Program

|                                    | Current Operating Expenditures |  |                 | Total                  |
|------------------------------------|--------------------------------|--|-----------------|------------------------|
|                                    | Personnel Services             | Maintenance and Other Operating Expenses | Capital Outlays |                        |
| <b>PROGRAMS</b>                    |                                |  |                 |                        |
| Operations                         | P 2,487,346,000                |  |                 | P 2,487,346,000        |
| INFRASTRUCTURE DEVELOPMENT PROGRAM |                                | 2,487,346,000                            |                 | 2,487,346,000          |
| <b>TOTAL NEW APPROPRIATIONS</b>    | <b>P 2,487,346,000</b>         |  |                 | <b>P 2,487,346,000</b> |

**Special Provision(s)**

1. **Subsidy to the Bases Conversion and Development Authority.** The amount of Two Billion Four Hundred Eighty Seven Million Three Hundred Forty Six Thousand Pesos (P2,487,346,000) appropriated herein under the subsidy to the Bases Conversion and Development Authority (BCDA) shall be used for the implementation of the Infrastructure Development Program of the BCDA.

Release of funds shall be subject to the submission of program of works.

2. **Special Provisions Applicable to All Government Corporations.** In addition to the foregoing special provision, the special provisions applicable to all government corporations enumerated under the Budgetary Support to Government Corporations-Others shall be observed by the BCDA.

New Appropriations, by Programs/Activities/Projects

|  | Current Operating Expenditures |  |                 | Total |
|--|--------------------------------|--|-----------------|-------|
|  | Personnel Services             | Maintenance and Other Operating Expenses | Capital Outlays |       |

**PROGRAMS**

## Operations

Amount of investments generated in BCDA Special  
Economic Zones and Metro Manila Camps increased

P 2,487,346,000

P 2,487,346,000

**INFRASTRUCTURE DEVELOPMENT PROGRAM**

2,487,346,000

2,487,346,000

**PROJECT(S)**

## Locally-Funded Project(s)

2,487,346,000

2,487,346,000

## Development of the New Clark City

400,000,000

400,000,000

## Subic-Clark Railway Project

76,562,000

76,562,000

## Military Replication Projects

1,000,000,000

1,000,000,000

Construction of sewage treatment plant and  
access road in the institutional area  
in Bonifacio Capital District, Taguig City

68,022,000

68,022,000

## Clark Airport Facilities

200,000,000

200,000,000

Construction of facilities/amenities for the  
National Academy of Sports (NAS) Main Campus

499,740,000

499,740,000

Operation and Maintenance of the NCC Sports  
Facilities

243,022,000

243,022,000

## Sub-total, Operations

2,487,346,000

2,487,346,000

**TOTAL NEW APPROPRIATIONS**

P 2,487,346,000

P 2,487,346,000

New Appropriations, by Object of Expenditures  
(In Thousand Pesos)

## Current Operating Expenditures

## Maintenance and Other Operating Expenses

## Financial Assistance/Subsidy

2,487,346

## Total Maintenance and Other Operating Expenses

2,487,346

## Total Current Operating Expenditures

2,487,346

**TOTAL NEW APPROPRIATIONS**

2,487,346

**M.3. CAGAYAN ECONOMIC ZONE AUTHORITY**

For equity requirements in accordance with the program(s), as indicated hereunder . . . . . P 228,844,000

New Appropriations, by Program

|                                 | Current Operating Expenditures |  |                 | Total         |
|---------------------------------|--------------------------------|--|-----------------|---------------|
|                                 | Personnel Services             | Maintenance and Other Operating Expenses | Capital Outlays |               |
| <b>PROGRAMS</b>                 |                                |  |                 |               |
| Operations                      |                                |  | P 228,844,000   | P 228,844,000 |
| ECOZONE DEVELOPMENT PROGRAM     |                                |  | 228,844,000     | 228,844,000   |
| <b>TOTAL NEW APPROPRIATIONS</b> |                                |  | P 228,844,000   | P 228,844,000 |

**Special Provision(s)**

1. **Special Provisions Applicable to All Government Corporations.** The special provisions applicable to all government corporations enumerated under the Budgetary Support to Government Corporations-Others shall be observed by the Cagayan Economic Zone Authority.

New Appropriations, by Programs/Activities/Projects

|   | Current Operating Expenditures |  |                 | Total         |
|---|--------------------------------|--|-----------------|---------------|
|   | Personnel Services             | Maintenance and Other Operating Expenses | Capital Outlays |               |
| <b>PROGRAMS</b>   |                                |  |                 |               |
| Operations  |                                |  |                 |               |
| Business located and operating within the economic zone increased |                                |  | P 228,844,000   | P 228,844,000 |
| ECOZONE DEVELOPMENT PROGRAM                                       |                                |  | 228,844,000     | 228,844,000   |
| Ecozone infrastructure development                                |                                |  | 228,844,000     | 228,844,000   |
| Sub-total, Operations   |                                |  | 228,844,000     | 228,844,000   |
| <b>TOTAL NEW APPROPRIATIONS</b>                                   |                                |  | P 228,844,000   | P 228,844,000 |

New Appropriations, by Object of Expenditures  
(In Thousand Pesos)

|                                 |  |         |
|---------------------------------|--|---------|
| Capital Outlays                 |  |         |
| Investment Outlay               |  | 228,844 |
| Total Capital Outlays           |  | 228,844 |
| <b>TOTAL NEW APPROPRIATIONS</b> |  | 228,844 |

**M.4. CREDIT INFORMATION CORPORATION**

For subsidy requirements in accordance with the program(s), as indicated hereunder . . . . . P 121,990,000

New Appropriations, by Program

| PROGRAMS                           | Current Operating Expenditures |  |                 |                      |
|------------------------------------|--------------------------------|--|-----------------|----------------------|
|                                    | Personnel Services             | Maintenance and<br>Other Operating<br>Expenses | Capital Outlays | Total                |
| General Administration and Support | P                              | <u>121,990,000</u>                             |                 | P <u>121,990,000</u> |
| TOTAL NEW APPROPRIATIONS           | P                              | <u>121,990,000</u>                             |                 | P <u>121,990,000</u> |

**Special Provision(s)**

1. **Prior Years' Subsidy Releases from the National Government.** The Credit Information Corporation (CIC) is hereby authorized to use subsidy released for programs and projects in 2016-2021 to cover the additional funding requirements of activities or projects covered by the programs or sub-programs indicated herein. Accordingly, the CIC shall prepare a work and financial plan covering the projects or activities to be funded from prior years' subsidies subject to the endorsement of the CIC's Board of Directors, to be submitted to the DBM for approval.

2. **Special Provisions Applicable to All Government Corporations.** In addition to the foregoing special provision, the special provisions applicable to all government corporations enumerated under the Budgetary Support to Government Corporations-Others shall be observed by the CIC.

New Appropriations, by Programs/Activities/Projects

|   | <u>Current Operating Expenditures</u> |  |                 |                    |
|---|---------------------------------------|--|-----------------|--------------------|
|   |                                       | Maintenance and<br>Other Operating<br>Expenses | Capital Outlays | Total              |
|   | <u>Personnel Services</u>             |  |                 |                    |
| <b>PROGRAMS</b>                               |                                       |  |                 |                    |
| General Administration and Support            |                                       |  |                 |                    |
| General Management and Supervision            | P                                     | <u>121,990,000</u>                             | P               | <u>121,990,000</u> |
| Sub-total, General Administration and Support |                                       | <u>121,990,000</u>                             |                 | <u>121,990,000</u> |
| <b>TOTAL NEW APPROPRIATIONS</b>               | P                                     | <u>121,990,000</u>                             | P               | <u>121,990,000</u> |

New Appropriations, by Object of Expenditures  
(In Thousand Pesos)

## Current Operating Expenditures

|  |                       |
|--|-----------------------|
| Maintenance and Other Operating Expenses       |                       |
| Financial Assistance/Subsidy                   | <u>121,990</u>        |
| Total Maintenance and Other Operating Expenses | <u>121,990</u>        |
| Total Current Operating Expenditures           | <u>121,990</u>        |
| <b>TOTAL NEW APPROPRIATIONS</b>                | <u><u>121,990</u></u> |

**M.5. CULTURAL CENTER OF THE PHILIPPINES**

For subsidy requirements in accordance with the program(s), as indicated hereunder . . . . . P 450,913,000

New Appropriations, by Program



|   | Current Operating Expenditures |  |                 | Total              |
|---|--------------------------------|--|-----------------|--------------------|
|   | Personnel Services             | Maintenance and Other Operating Expenses | Capital Outlays |                    |
| <b>PROGRAMS</b>   |                                |  |                 |                    |
| General Administration and Support                            | P                              | 175,012,000                              | P               | 175,012,000        |
| Operations  |                                | 275,901,000                              |                 | 275,901,000        |
| PHILIPPINE ARTS AND CULTURE PROMOTION AND DEVELOPMENT PROGRAM |                                | 275,901,000                              |                 | 275,901,000        |
| <b>TOTAL NEW APPROPRIATIONS</b>                               | <b>P</b>                       | <b>450,913,000</b>                       | <b>P</b>        | <b>450,913,000</b> |

**Special Provision(s)**

1. **Tobacco Inspection Fees.** The amount of Five Million Pesos (P5,000,000) shall be used by the Cultural Center of the Philippines (CCP) to augment its MOOE sourced from fifty percent (50%) of the tobacco inspection fees collected in accordance with Section 143 of P.D. No. 1158, as amended.

Release of funds shall be subject to the submission of a Special Budget pursuant to Section 35, Chapter 5, Book VI of E.O. No. 292, s. 1987.

2. **Prior Years' Subsidy Releases from the National Government.** The CCP is hereby authorized to use subsidy released for programs and projects in 2016-2021 to cover the additional funding requirements of activities or projects covered by the programs or sub-programs indicated herein. Accordingly, the CCP shall prepare a work and financial plan covering the projects or activities to be funded from prior years' subsidies subject to the endorsement of the CCP's Board of Directors, to be submitted to the DBM for approval.

3. **Special Provisions Applicable to All Government Corporations.** In addition to the foregoing special provisions, the special provisions applicable to all government corporations enumerated under the Budgetary Support to Government Corporations-Others shall be observed by the CCP.

**New Appropriations, by Programs/Activities/Projects**

|   | Current Operating Expenditures |  |                 | Total              |
|---|--------------------------------|--|-----------------|--------------------|
|   | Personnel Services             | Maintenance and Other Operating Expenses | Capital Outlays |                    |
| <b>PROGRAMS</b>   |                                |  |                 |                    |
| General Administration and Support  |                                |  |                 |                    |
| General Management and Supervision  | P                              | 175,012,000                              | P               | 175,012,000        |
| Sub-total, General Administration and Support                                       |                                | 175,012,000                              |                 | 175,012,000        |
| Operations  |                                |  |                 |                    |
| Promotion of Philippine Arts and Culture improved                                   |                                | 275,901,000                              |                 | 275,901,000        |
| PHILIPPINE ARTS AND CULTURE PROMOTION AND DEVELOPMENT PROGRAM                       |                                | 275,901,000                              |                 | 275,901,000        |
| Presentation of cultural and artistic events, arts, education and cultural exchange |                                | 275,901,000                              |                 | 275,901,000        |
| Sub-total, Operations   |                                | 275,901,000                              |                 | 275,901,000        |
| <b>TOTAL NEW APPROPRIATIONS</b>   | <b>P</b>                       | <b>450,913,000</b>                       | <b>P</b>        | <b>450,913,000</b> |

**New Appropriations, by Object of Expenditures**  
(In Thousand Pesos)

**Current Operating Expenditures**

|  |                |
|--|----------------|
| Maintenance and Other Operating Expenses       |                |
| Financial Assistance/Subsidy                   | 450,913        |
| Total Maintenance and Other Operating Expenses | 450,913        |
| Total Current Operating Expenditures           | 450,913        |
| <b>TOTAL NEW APPROPRIATIONS</b>                | <b>450,913</b> |

**M.6. DEVELOPMENT ACADEMY OF THE PHILIPPINES**

For subsidy requirements in accordance with the program(s) and project(s), as indicated hereunder . . . . . P 614,417,000

**New Appropriations, by Program**

|  | <u>Current Operating Expenditures</u> |   | <u>Capital Outlays</u> | <u>Total</u>       |
|--|---------------------------------------|---|------------------------|--------------------|
|  | <u>Personnel Services</u>             | <u>Maintenance and<br/>Other Operating<br/>Expenses</u> |                        |                    |
| <b>PROGRAMS</b>  |                                       |   |                        |                    |
| Operations   | P                                     | 614,417,000   | P                      | 614,417,000        |
| EDUCATION AND TRAINING PROGRAM   |                                       | 423,992,000   |                        | 423,992,000        |
| RESEARCH AND TECHNICAL ASSISTANCE<br>ON PUBLIC SECTOR PRODUCTIVITY PROGRAM |                                       | 190,425,000   |                        | 190,425,000        |
| <b>TOTAL NEW APPROPRIATIONS</b>  | <b>P</b>                              | <b>614,417,000</b>                                      | <b>P</b>               | <b>614,417,000</b> |

**Special Provision(s)**

1. **Special Provisions Applicable to all Government Corporations.** The special provisions applicable to all government corporations enumerated under the Budgetary Support to Government Corporations-Others shall be observed by the Development Academy of the Philippines.

**New Appropriations, by Programs/Activities/Projects**

|   | <u>Current Operating Expenditures</u> |   | <u>Capital Outlays</u> | <u>Total</u> |
|---|---------------------------------------|---|------------------------|--------------|
|   | <u>Personnel Services</u>             | <u>Maintenance and<br/>Other Operating<br/>Expenses</u> |                        |              |
| <b>PROGRAMS</b>   |                                       |   |                        |              |
| Operations  |                                       |   |                        |              |
| Transformative leaders, innovative ideas and<br>synergistic solutions towards organizational<br>effectiveness and efficiency achieved | P                                     | 614,417,000   | P                      | 614,417,000  |
| EDUCATION AND TRAINING PROGRAM  |                                       | 423,992,000   |                        | 423,992,000  |

|   |                                    |                                    |
|---|------------------------------------|------------------------------------|
| Public Management and Development Program (PMDP)  | 170,926,000                        | 170,926,000                        |
| Support to the projects and programs of the Productivity Development Center   | 15,896,000                         | 15,896,000                         |
| Education and Training Capability Building Seminar  | 31,246,000                         | 31,246,000                         |
| Foresight and Anticipatory Governance   | 3,500,000                          | 3,500,000                          |
| Support for the Academic Programs of the Graduate School of Public and Development Management   | 4,500,000                          | 4,500,000                          |
| Smart and Creative Communities Program  | 3,500,000                          | 3,500,000                          |
| <b>Project(s)</b>   |                                    |                                    |
| Locally -funded Project(s)  | <u>194,424,000</u>                 | <u>194,424,000</u>                 |
| DAP Idea Generation Hub   | 4,321,000                          | 4,321,000                          |
| Construction of New Training Building in Tagaytay   | 158,603,000                        | 158,603,000                        |
| Center of Excellence for Data Science and Analytics   | 3,500,000                          | 3,500,000                          |
| Improvement of DAP Conference Center Training Facilities  | 3,000,000                          | 3,000,000                          |
| Adaptive Governance and Innovative for Local Executives (AGILE) Program-Phase 2   | 25,000,000                         | 25,000,000                         |
| <b>RESEARCH AND TECHNICAL ASSISTANCE ON PUBLIC SECTOR PRODUCTIVITY PROGRAM</b>  | <u>190,425,000</u>                 | <u>190,425,000</u>                 |
| Harmonization of the National Government-Performance Monitoring, Information and Reporting System-Results Based Performance Management System (RBPMS) | 26,443,000                         | 26,443,000                         |
| Center for Excellence on Public Sector Productivity   | 40,135,000                         | 40,135,000                         |
| Modernizing Government Regulations (MGR) for National Competitiveness and Productivity  | 32,138,000                         | 32,138,000                         |
| Government Quality Management Program (GQMP)  | 71,230,000                         | 71,230,000                         |
| Research Programs of the Graduate School of Public and Development Management   | 3,029,000                          | 3,029,000                          |
| Research on the Sustainable Development Goals and Futures Thinking  | <u>17,450,000</u>                  | <u>17,450,000</u>                  |
| Sub-total, Operations   | <u>614,417,000</u>                 | <u>614,417,000</u>                 |
| <b>TOTAL NEW APPROPRIATIONS</b>   | <b>P <u><u>614,417,000</u></u></b> | <b>P <u><u>614,417,000</u></u></b> |

New Appropriations, by Object of Expenditures  
(In Thousand Pesos)

Current Operating Expenditures

|  |                |
|--|----------------|
| Maintenance and Other Operating Expenses       |                |
| Financial Assistance/Subsidy                   | 614,417        |
| Total Maintenance and Other Operating Expenses | 614,417        |
| Total Current Operating Expenditures           | 614,417        |
| <b>TOTAL NEW APPROPRIATIONS</b>                | <b>614,417</b> |

### M.7. NATIONAL IRRIGATION ADMINISTRATION

For subsidy requirements in accordance with the program(s) and project(s), as indicated hereunder . . . . . P 31,468,839,000

#### New Appropriations, by Program

|   | Current Operating Expenditures |  |                 | Total                        |
|---|--------------------------------|--|-----------------|------------------------------|
|   | Personnel Services             | Maintenance and Other Operating Expenses | Capital Outlays |                              |
| <b>PROGRAMS</b>                               |                                |  |                 |                              |
| General Administration and Support            | P                              | 7,546,420,000                            | P               | 7,546,420,000                |
| Support to Operations                         |                                | 1,275,881,000                            |                 | 1,275,881,000                |
| Operations                                    |                                | <u>22,646,538,000</u>                    |                 | <u>22,646,538,000</u>        |
| <b>IRRIGATION SYSTEMS RESTORATION PROGRAM</b> |                                | 10,675,399,000                           |                 | 10,675,399,000               |
| <b>IRRIGATION SYSTEMS DEVELOPMENT PROGRAM</b> |                                | <u>11,971,139,000</u>                    |                 | <u>11,971,139,000</u>        |
| <b>TOTAL NEW APPROPRIATIONS</b>               | <b>P</b>                       | <b><u>31,468,839,000</u></b>             | <b>P</b>        | <b><u>31,468,839,000</u></b> |

#### **Special Provision(s)**

1. **Subsidy for Operating Requirements.** The amount of Seven Billion Three Hundred Twenty Five Million Thirty Thousand Pesos (P7,325,030,000) appropriated herein shall be used to cover the operating requirements of NIA and the cost for the operations and maintenance of existing irrigation facilities.

In no case shall NIA collect irrigation service fees from farmers with landholdings of eight (8) hectares and below in accordance with Section 3 of R.A. No. 10969.

2. **Right-of-Way and Feasibility Studies.** The amount of Thirty Million Pesos (P30,000,000) and Nine Hundred Sixty Five Million Nine Hundred Thousand Pesos (P965,900,000) appropriated herein shall be used for: (i) Right-of-Way expenses authorized under R.A. No. 10752; and (ii) Feasibility Study and Detailed Engineering Design, relative to the implementation of projects of NIA.

Release of funds shall be subject to the guidelines issued by NIA for the purpose.

3. **Comprehensive Agrarian Reform Program.** The amount of Eight Hundred Three Million Thirteen Thousand Pesos (P803,013,000) appropriated herein under the subsidy for NIA shall be used for Other Irrigation Sub-Program in support of the Program Beneficiaries Development Component of the Comprehensive Agrarian Reform Program.

4. **Subsidy for National Irrigation Systems and Communal Irrigation Systems.** The amount of Thirteen Billion Two Hundred Thirty Two Million Six Hundred Nineteen Thousand Pesos (P13,232,619,000) appropriated herein shall be used for expenses directly related to the implementation of National Irrigation Systems and Communal Irrigation Systems. The NIA shall ensure that the master plan for irrigation projects gives priority to key production areas in major rice producing provinces and irrigation projects are undertaken by qualified irrigators associations consistent with the standard specifications set by DPWH, taking into account climate risk information, and using coconut bio-engineering solutions and high-density polyethylene pipes.

In no case shall said amount be used for administrative expenses or for the payment of Personnel Services or MOOE requirements.

5. **Subsidy for Small Irrigation Projects.** The amount of Three Billion Six Hundred Seventy One Million Four Hundred Ninety Eight Thousand Pesos (P3,671,498,000) appropriated herein under the Special Irrigation Sub-program for Small Irrigation Projects (SIPs) shall be used for the implementation of irrigation projects that will generate new service areas within a year and the construction of dams or intake structures and canals, and drainage structures and facilities.

Upon completion of the construction of the SIPs, NIA may turn over its operation and maintenance to capable Irrigators Association concerned, which shall commit to shoulder the costs thereof. Implementation of this provision shall be subject to the guidelines issued by NIA.

6. **Prior Years' Subsidy Releases from the National Government.** The NIA is hereby authorized to use subsidy released for programs and projects in 2016-2021 to cover the additional funding requirements of activities or projects covered by the programs or sub-programs indicated herein. Accordingly, the NIA shall prepare a work and financial plan covering the projects or activities to be funded from prior years' subsidies subject to the endorsement of the NIA's Board of Directors, to be submitted to the DBM for approval.

8. **Reportorial Requirement.** The NIA shall submit to the DBM, the Speaker of the House of Representatives, the President of the Senate of the Philippines, the House Committee on Appropriations and the Senate Committee on Finance, either in printed form or by way of electronic document, quarterly reports on the utilization of funds, including the master plan of irrigation projects and inventory of all existing and ongoing irrigation projects. The Administrator of NIA and the Administration's web administrator or his/her equivalent shall be responsible for ensuring that said quarterly reports are likewise posted on the NIA website.

9. **Special Provisions Applicable to All Government Corporations.** In addition to the foregoing provisions, the special provisions applicable to all government corporations enumerated under the Budgetary Support to Government Corporations-Others shall be observed by the NIA.

New Appropriations, by Programs/Activities/Projects

|   | Current Operating Expenditures |  |                 |                 |
|---|--------------------------------|--|-----------------|-----------------|
|   | Personnel Services             | Maintenance and<br>Other Operating<br>Expenses | Capital Outlays |                 |
| <b>PROGRAMS</b>   |                                |  |                 |                 |
| General Administration and Support  |                                |  |                 |                 |
| Operating Subsidy   | P                              | 7,325,030,000                                  |                 | P 7,325,030,000 |
| Operation and Maintenance of<br>NIS Pump Irrigation Systems   |                                | 221,390,000                                    |                 | 221,390,000     |
| Sub-total, General Administration and Support   |                                | 7,546,420,000                                  |                 | 7,546,420,000   |
| Support to Operations   |                                |  |                 |                 |
| Payment for Right-of-Way<br>(ROW), Completion Works and Unpaid Claims and<br>Damages of Completed Projects          |                                | 30,000,000                                     |                 | 30,000,000      |
| Feasibility Study and Detailed<br>Engineering (FSDE) and Pre-Engineering<br>Activities of Various Projects - Proper |                                | 965,900,000                                    |                 | 965,900,000     |
| Irrigation Management Transfer<br>Support Services-Proper   |                                | 184,069,000                                    |                 | 184,069,000     |
| Establishment of Farmland Geographic<br>Information System (GIS)  |                                | 95,912,000                                     |                 | 95,912,000      |
| Sub-total, Support to Operations  |                                | 1,275,881,000                                  |                 | 1,275,881,000   |
| Operations  |                                |  |                 |                 |
| Irrigation facilities and services enhanced   |                                | 22,646,538,000                                 |                 | 22,646,538,000  |
| <b>IRRIGATION SYSTEMS RESTORATION PROGRAM</b>   |                                | 10,675,399,000                                 |                 | 10,675,399,000  |
| <b>NATIONAL IRRIGATION SYSTEMS SUB-PROGRAM</b>  |                                | 10,086,094,000                                 |                 | 10,086,094,000  |
| Restoration of National Irrigation System   |                                | 4,255,574,000                                  |                 | 4,255,574,000   |

|  |                       |                       |
|--|-----------------------|-----------------------|
| Agos River Irrigation System Improvement Project, Quezon             | 50,000,000            | 50,000,000            |
| Climate Change Adaptation Works (NIS)                                | 1,829,984,000         | 1,829,984,000         |
| Repair of National Irrigation Systems                                | 3,601,036,000         | 3,601,036,000         |
| Improvement of Service Roads in National Irrigation Systems          | 249,500,000           | 249,500,000           |
| Mindanao Irrigation Development Project                              | 100,000,000           | 100,000,000           |
| <b>COMMUNAL IRRIGATION SYSTEMS (CIS)<br/>SUB-PROGRAM</b>             | <b>476,525,000</b>    | <b>476,525,000</b>    |
| Repair of Communal Irrigation Systems (CIS)                          | 476,525,000           | 476,525,000           |
| <b>OTHER IRRIGATION SYSTEMS SUB-PROGRAM</b>                          | <b>112,780,000</b>    | <b>112,780,000</b>    |
| Repair of Pump Irrigation Systems                                    | 112,780,000           | 112,780,000           |
| <b>IRRIGATION SYSTEMS DEVELOPMENT PROGRAM</b>                        | <b>11,971,139,000</b> | <b>11,971,139,000</b> |
| <b>NEW NATIONAL IRRIGATION SUB-PROGRAM</b>                           | <b>2,670,000,000</b>  | <b>2,670,000,000</b>  |
| <b>Project(s)</b>  |                       |                       |
| <b>Locally-Funded Project(s)</b>                                     | <b>2,620,000,000</b>  | <b>2,620,000,000</b>  |
| Lower Agno River Irrigation System Improvement Project, Pangasinan   | 960,000,000           | 960,000,000           |
| Ilocos Norte - Ilocos Sur - Abra Irrigation Project, Stage 2         | 10,000,000            | 10,000,000            |
| Lower Apayao River Irrigation Project, Apayao                        | 5,000,000             | 5,000,000             |
| Tumauni River Multipurpose Project, Isabela                          | 150,000,000           | 150,000,000           |
| Balog-Balog Multipurpose Project Phase II, Tarlac                    | 800,000,000           | 800,000,000           |
| Upper Gumain River Irrigation Project, Pampanga                      | 50,000,000            | 50,000,000            |
| Panay River Basin Integrated Development Project, Capiz              | 10,000,000            | 10,000,000            |
| Bantayan Irrigation Project, Northern Samar                          | 35,000,000            | 35,000,000            |
| Upper Saug River Irrigation Project, Davao del Norte                 | 72,000,000            | 72,000,000            |
| Ditsaan-Ramain River Irrigation Project Lanao del Sur                | 50,000,000            | 50,000,000            |
| Kabulnan 2 Multipurpose Irrigation and Power Project, Sultan Kudarat | 10,000,000            | 10,000,000            |
| Dibuluan River Irrigation Project, Isabela                           | 70,000,000            | 70,000,000            |

|  |                      |                      |
|--|----------------------|----------------------|
| Ilocos Sur Transbasin Irrigation Project,<br>Ilocos Sur      | 10,000,000           | 10,000,000           |
| Tanjay-Bais River Irrigation Project,<br>Negros Oriental     | 50,000,000           | 50,000,000           |
| Manat Irrigation Project, Compostela Valley                  | 128,000,000          | 128,000,000          |
| Libang River Irrigation Project, Agusan<br>del Sur           | 150,000,000          | 150,000,000          |
| Upi Integrated River Irrigation Project, Maguindanao         | 30,000,000           | 30,000,000           |
| Lebak Integrated River Irrigation<br>Project, Sultan Kudarat | 30,000,000           | 30,000,000           |
| Foreign-Assisted Project(s)                                  | <u>50,000,000</u>    | <u>50,000,000</u>    |
| Jalaur River Multipurpose Project<br>Stage II, Iloilo        | 50,000,000           | 50,000,000           |
| GOP Counterpart  | <u>50,000,000</u>    | <u>50,000,000</u>    |
| Region VI - Western Visayas                                  | 50,000,000           | 50,000,000           |
| <b>ESTABLISHMENT OF PUMP IRRIGATION SUB-PROGRAM</b>          | <u>2,388,154,000</u> | <u>2,388,154,000</u> |
| Project(s)   |                      |                      |
| Locally-Funded Project(s)                                    | <u>1,714,553,000</u> | <u>1,714,553,000</u> |
| Alfonso Lista Pump Irrigation Project, Ifugao                | 190,000,000          | 190,000,000          |
| Establishment of Pump Irrigation Project (EPIP)              | 1,374,553,000        | 1,374,553,000        |
| Nassiping Pump Irrigation Project, Cagayan                   | 150,000,000          | 150,000,000          |
| Foreign-Assisted Project(s)                                  | <u>673,601,000</u>   | <u>673,601,000</u>   |
| Chico River Pump Irrigation Project, Cagayan                 | <u>673,601,000</u>   | <u>673,601,000</u>   |
| Loan Proceeds  | <u>673,601,000</u>   | <u>673,601,000</u>   |
| Region II - Cagayan Valley                                   | 673,601,000          | 673,601,000          |
| <b>SMALL RESERVOIR IRRIGATION SUB-PROGRAM</b>                | <u>2,438,474,000</u> | <u>2,438,474,000</u> |
| Project(s)   |                      |                      |
| Locally-Funded Project(s)                                    | <u>2,438,474,000</u> | <u>2,438,474,000</u> |
| Bayabas Small Reservoir<br>Irrigation Project, Pangasinan    | 100,000,000          | 100,000,000          |
| Dumoloc Small Reservoir<br>Irrigation Project, Pangasinan    | 445,000,000          | 445,000,000          |
| Bayabas Small Reservoir<br>Irrigation Project, Bulacan       | 350,000,000          | 350,000,000          |

|  |                      |                      |
|--|----------------------|----------------------|
| Sulvec Small Reservoir<br>Irrigation Project, Ilocos Norte         | 151,360,000          | 151,360,000          |
| Marimay Small Reservoir<br>Irrigation Project, Apayao              | 150,000,000          | 150,000,000          |
| Bulo Small Reservoir<br>Irrigation Project, Bulacan                | 5,000,000            | 5,000,000            |
| Balbalungao Small Reservoir<br>Irrigation Project, Nueva Ecija     | 200,000,000          | 200,000,000          |
| Macalelon Small Reservoir<br>Irrigation Project, Quezon            | 100,000,000          | 100,000,000          |
| Bagtingon Small Reservoir<br>Irrigation Project, Marinduque        | 100,000,000          | 100,000,000          |
| Ibingan Small Reservoir<br>Irrigation Project, Sorsogon            | 50,000,000           | 50,000,000           |
| Bayuyan Small Reservoir<br>Irrigation Project, Capiz               | 200,000,000          | 200,000,000          |
| Cabano Small Reservoir<br>Irrigation Project, Guimaras             | 200,000,000          | 200,000,000          |
| Calunasan Small Reservoir<br>Irrigation Project, Bohol             | 50,000,000           | 50,000,000           |
| Hibale Small Reservoir<br>Irrigation Project, Bohol                | 100,000,000          | 100,000,000          |
| Mabini-Cayacay Small Reservoir<br>Irrigation Project, Bohol        | 52,000,000           | 52,000,000           |
| Tulunan Small Reservoir<br>Irrigation Project, North Cotabato      | 150,000,000          | 150,000,000          |
| Ibato-Iraan Small Reservoir<br>Irrigation Project, Palawan         | 35,114,000           | 35,114,000           |
| <b>SPECIAL IRRIGATION SUB-PROGRAM</b>                              | <b>3,671,498,000</b> | <b>3,671,498,000</b> |
| <b>Project(s)</b>  |                      |                      |
| Locally-Funded Project(s)  | 3,671,498,000        | 3,671,498,000        |
| Didungol Small Irrigation Project<br>Brgy. Ysmael, Maddela Quirino | 10,000,000           | 10,000,000           |
| Small Irrigation Project<br>(SIP), Nationwide                      | 3,661,498,000        | 3,661,498,000        |
| <b>OTHER IRRIGATION SYSTEMS SUB-PROGRAM</b>                        | <b>803,013,000</b>   | <b>803,013,000</b>   |
| Comprehensive Agrarian Reform Program -<br>Irrigation Component    | 803,013,000          | 803,013,000          |



|                                 |                         |                         |
|---------------------------------|-------------------------|-------------------------|
| Sub-total, Operations           | 22,646,538,000          | 22,646,538,000          |
| <b>TOTAL NEW APPROPRIATIONS</b> | <b>P 31,468,839,000</b> | <b>P 31,468,839,000</b> |

New Appropriations, by Object of Expenditures  
(In Thousand Pesos)

Current Operating Expenditures

|   |  |                   |
|---|--|-------------------|
| Maintenance and Other Operating Expenses              |  |                   |
| Financial Assistance/Subsidy                          |  | 31,468,839        |
| <b>TOTAL MAINTENANCE AND OTHER OPERATING EXPENSES</b> |  | <b>31,468,839</b> |
| Total Current Operating Expenditures                  |  | 31,468,839        |
| <b>TOTAL NEW APPROPRIATIONS</b>                       |  | <b>31,468,839</b> |

**M.8. PHILIPPINE CENTER FOR ECONOMIC DEVELOPMENT**

For subsidy requirements in accordance with the program(s), as indicated hereunder . . . . . P 241,378,000

New Appropriations, by Program

|                                    | Current Operating Expenditures |  |                 | Total              |
|------------------------------------|--------------------------------|--|-----------------|--------------------|
|                                    | Personnel Services             | Maintenance and Other Operating Expenses | Capital Outlays |                    |
| <b>PROGRAMS</b>                    |                                |  |                 |                    |
| General Administration and Support | P 194,062,000                  |  | P               | 194,062,000        |
| Operations                         | 47,316,000                     |  |                 | 47,316,000         |
| TEACHING AND RESEARCH PROGRAM      | 47,316,000                     |  |                 | 47,316,000         |
| <b>TOTAL NEW APPROPRIATIONS</b>    | <b>P 241,378,000</b>           |  | <b>P</b>        | <b>241,378,000</b> |

**Special Provision(s)**

1. **Subsidy to the Philippine Center for Economic Development.** The amount of Forty Seven Million Three Hundred Sixteen Thousand Pesos (P47,316,000) appropriated herein under the subsidy to the Philippine Center for Economic Development (PCED) shall be used for the implementation of the Teaching and Research Program of the PCED.

2. **Special Provisions Applicable to All Government Corporations.** In addition to the foregoing special provision, the special provisions applicable to all government corporations enumerated under the Budgetary Support to Government Corporations-Others shall be observed by the PCED.

New Appropriations, by Programs/Activities/Projects

| Current Operating Expenditures |  |                 |       |
|--------------------------------|--|-----------------|-------|
| Personnel Services             | Maintenance and Other Operating Expenses | Capital Outlays | Total |

**PROGRAMS**

|  |               |               |
|--|---------------|---------------|
| General Administration and Support   |               |               |
| General Management and Supervision   | P 194,062,000 | P 194,062,000 |
| Sub-total, General Administration and Support  | 194,062,000   | 194,062,000   |
| Operations   |               |               |
| Support for researches and scholarships<br>of UPSE sustained                           | 47,316,000    | 47,316,000    |
| TEACHING AND RESEARCH PROGRAM  | 47,316,000    | 47,316,000    |
| Provision of financial grant to MDE/MA Graduate<br>Students and UPSE Faculty/Graduates | 47,316,000    | 47,316,000    |
| Sub-total, Operations  | 47,316,000    | 47,316,000    |
| TOTAL NEW APPROPRIATIONS   | P 241,378,000 | P 241,378,000 |
| <u>New Appropriations, by Object of Expenditures</u><br>(In Thousand Pesos)            |               |               |
| Current Operating Expenditures   |               |               |
| Maintenance and Other Operating Expenses   |               |               |
| Financial Assistance/Subsidy   |               | 241,378       |
| Total Maintenance and Other Operating Expenses   |               | 241,378       |
| Total Current Operating Expenditures   |               | 241,378       |
| TOTAL NEW APPROPRIATIONS   |               | 241,378       |

**M.9. PHILIPPINE POSTAL CORPORATION**

For subsidy requirements in accordance with the program(s), as indicated hereunder . . . . . P 515,256,000

New Appropriations, by Program

|                          | Current Operating Expenditures |  |                 |
|--------------------------|--------------------------------|--|-----------------|
|                          | Personnel Services             | Maintenance and<br>Other Operating<br>Expenses | Capital Outlays |
|                          |                                |  | Total           |
| <b>PROGRAMS</b>          |                                |  |                 |
| Operations               | P 515,256,000                  |  | P 515,256,000   |
| POSTAL SERVICE PROGRAM   |                                | 515,256,000                                    | 515,256,000     |
| TOTAL NEW APPROPRIATIONS | P 515,256,000                  |  | P 515,256,000   |

**Special Provision(s)**

1. **Subsidy to the Philippine Postal Corporation.** The amount of Five Hundred Fifteen Million Two Hundred Fifty Six Thousand Pesos (P515,256,000) appropriated herein as subsidy to the Philippine Postal Corporation (PHLPost) shall be used for its operating requirements.

Release of funds shall be subject to the submission of a Special Budget pursuant to Section 35, Chapter 5, Book VI of E.O. No. 292, s. of 1987.

2. **Special Provisions Applicable to all Government Corporations.** In addition to the foregoing special provision, the special provisions applicable to all government corporations enumerated under the Budgetary Support to Government Corporations-Others shall be observed by the PHLPost.

**New Appropriations, by Programs/Activities/Projects**

|  | <u>Current Operating Expenditures</u> |   |                        |                    |
|--|---------------------------------------|---|------------------------|--------------------|
|  | <u>Personnel Services</u>             | <u>Maintenance and<br/>Other Operating<br/>Expenses</u> | <u>Capital Outlays</u> | <u>Total</u>       |
| <b>PROGRAMS</b>  |                                       |   |                        |                    |
| Operations   |                                       |   |                        |                    |
| Efficient and on-time delivery of communications,<br>goods and payment services enhanced | P                                     | <u>515,256,000</u>                                      | P                      | <u>515,256,000</u> |
| POSTAL SERVICE PROGRAM   |                                       | <u>515,256,000</u>                                      |                        | <u>515,256,000</u> |
| Reimbursement of franking privilege services   |                                       | <u>515,256,000</u>                                      |                        | <u>515,256,000</u> |
| Sub-total, Operations  |                                       | <u>515,256,000</u>                                      |                        | <u>515,256,000</u> |
| TOTAL NEW APPROPRIATIONS   | P                                     | <u>515,256,000</u>                                      | P                      | <u>515,256,000</u> |

**New Appropriations, by Object of Expenditures**

(In Thousand Pesos)

**Current Operating Expenditures**

|  |                |
|--|----------------|
| Maintenance and Other Operating Expenses       |                |
| Financial Assistance/Subsidy                   | 515,256        |
| Total Maintenance and Other Operating Expenses | 515,256        |
| Total Current Operating Expenditures           | 515,256        |
| <b>TOTAL NEW APPROPRIATIONS</b>                | <b>515,256</b> |

**M.10. SOUTHERN PHILIPPINES DEVELOPMENT AUTHORITY**

For subsidy requirements in accordance with the program(s), as indicated hereunder . . . . . P 76,000,000

**New Appropriations, by Program**

| <u>Current Operating Expenditures</u> |  |                 |       |
|---------------------------------------|--|-----------------|-------|
| Personnel Services                    | Maintenance and<br>Other Operating<br>Expenses | Capital Outlays | Total |

**PROGRAMS**

|                                    |   |                          |   |                          |
|------------------------------------|---|--------------------------|---|--------------------------|
| General Administration and Support | P | <u>76,000,000</u>        | P | <u>76,000,000</u>        |
| <b>TOTAL NEW APPROPRIATIONS</b>    | P | <u><u>76,000,000</u></u> | P | <u><u>76,000,000</u></u> |

**Special Provision(s)**

1. **Special Provisions Applicable to All Government Corporations.** The special provisions applicable to all government corporations enumerated under the Budgetary Support to Government Corporations-Others shall be observed by the Southern Philippines Development Authority.

New Appropriations, by Programs/Activities/Projects

|   | <u>Current Operating Expenditures</u> |   |                        |                            |
|---|---------------------------------------|---|------------------------|----------------------------|
|   | <u>Personnel Services</u>             | <u>Maintenance and<br/>Other Operating<br/>Expenses</u> | <u>Capital Outlays</u> | <u>Total</u>               |
| <b>PROGRAMS</b>                               |                                       |   |                        |                            |
| General Administration and Support            |                                       |   |                        |                            |
| General Management and Supervision            | P                                     | <u>76,000,000</u>                                       |                        | P <u>76,000,000</u>        |
| Sub-total, General Administration and Support |                                       | <u>76,000,000</u>                                       |                        | <u>76,000,000</u>          |
| <b>TOTAL NEW APPROPRIATIONS</b>               | P                                     | <u><u>76,000,000</u></u>                                |                        | P <u><u>76,000,000</u></u> |

New Appropriations, by Object of Expenditures

(In Thousand Pesos)

## Current Operating Expenditures

|  |  |  |                      |
|--|--|--|----------------------|
| Maintenance and Other Operating Expenses       |  |  |                      |
| Financial Assistance/Subsidy                   |  |  | <u>76,000</u>        |
| Total Maintenance and Other Operating Expenses |  |  | <u>76,000</u>        |
| Total Current Operating Expenditures           |  |  | <u>76,000</u>        |
| <b>TOTAL NEW APPROPRIATIONS</b>                |  |  | <u><u>76,000</u></u> |

**M.11. SUBIC BAY METROPOLITAN AUTHORITY**

For subsidy requirements in accordance with the program(s), as indicated hereunder . . . . . P 601,668,000

New Appropriations, by Program

|  | <u>Current Operating Expenditures</u> |   |                        |              |
|--|---------------------------------------|---|------------------------|--------------|
|  | <u>Personnel Services</u>             | <u>Maintenance and<br/>Other Operating<br/>Expenses</u> | <u>Capital Outlays</u> | <u>Total</u> |

**PROGRAMS**

|                             |   |                           |   |                           |
|-----------------------------|---|---------------------------|---|---------------------------|
| Operations                  | P | <u>601,668,000</u>        | P | <u>601,668,000</u>        |
| ECOZONE DEVELOPMENT PROGRAM |   | <u>601,668,000</u>        |   | <u>601,668,000</u>        |
| TOTAL NEW APPROPRIATIONS    | P | <u><u>601,668,000</u></u> | P | <u><u>601,668,000</u></u> |

**Special Provision(s)**

1. **Subsidy for the Subic Bay Metropolitan Authority.** The amount of Six Hundred One Million Six Hundred Sixty Eight Thousand Pesos (P601,668,000) appropriated herein as subsidy to the Subic Bay Metropolitan Authority (SBMA) shall be used for its ecozone infrastructure development.

Release of funds shall be subject to the submission of program of works.

2. **Prior Years' Subsidy Releases from the National Government.** The SBMA is hereby authorized to use subsidy released for programs and projects in 2016-2021 to cover the additional funding requirements of activities or projects covered by the programs or sub-programs indicated herein. Accordingly, the SBMA shall prepare a work and financial plan covering the projects or activities to be funded from prior years' subsidies subject to the endorsement of the SBMA's Board of Directors, to be submitted to the DBM for approval.

3. **Special Provisions Applicable to All Government Corporations.** In addition to the foregoing special provisions, the special provisions applicable to all government corporations enumerated under the Budgetary Support to Government Corporations-Others shall be observed by the SBMA.

New Appropriations, by Programs/Activities/Projects

|   | <u>Current Operating Expenditures</u> |   |                        |                             |
|---|---------------------------------------|---|------------------------|-----------------------------|
|   | <u>Personnel Services</u>             | <u>Maintenance and<br/>Other Operating<br/>Expenses</u> | <u>Capital Outlays</u> | <u>Total</u>                |
| <b>PROGRAMS</b>   |                                       |   |                        |                             |
| Operations  |                                       |   |                        |                             |
| Business located and operating within the economic zone increased | P                                     | <u>601,668,000</u>                                      |                        | P <u>601,668,000</u>        |
| ECOZONE DEVELOPMENT PROGRAM                                       |                                       | <u>601,668,000</u>                                      |                        | <u>601,668,000</u>          |
| Ecozone infrastructure development                                |                                       | <u>601,668,000</u>                                      |                        | <u>601,668,000</u>          |
| Sub-total, Operations   |                                       | <u>601,668,000</u>                                      |                        | <u>601,668,000</u>          |
| TOTAL NEW APPROPRIATIONS  | P                                     | <u><u>601,668,000</u></u>                               |                        | P <u><u>601,668,000</u></u> |

New Appropriations, by Object of Expenditures

(In Thousand Pesos)

**Current Operating Expenditures**

|  |  |                       |
|--|--|-----------------------|
| Maintenance and Other Operating Expenses       |  |                       |
| Financial Assistance/Subsidy                   |  | <u>601,668</u>        |
| Total Maintenance and Other Operating Expenses |  | <u>601,668</u>        |
| Total Current Operating Expenditures           |  | <u>601,668</u>        |
| TOTAL NEW APPROPRIATIONS                       |  | <u><u>601,668</u></u> |

**M.12. ZAMBOANGA CITY SPECIAL ECONOMIC ZONE AUTHORITY**

For subsidy and equity requirements in accordance with the program(s), as indicated hereunder . . . . . P 298,450,000

New Appropriations, by Program

|                                    | Current Operating Expenditures |  |                      |             |
|------------------------------------|--------------------------------|--|----------------------|-------------|
|                                    | Personnel Services             | Maintenance and<br>Other Operating<br>Expenses | Capital Outlays      | Total       |
| <b>PROGRAMS</b>                    |                                |  |                      |             |
| General Administration and Support | P 45,061,000                   | P  | P                    | 45,061,000  |
| Operations                         |                                |  | 253,389,000          | 253,389,000 |
| ECOZONE DEVELOPMENT PROGRAM        |                                |  | 253,389,000          | 253,389,000 |
| <b>TOTAL NEW APPROPRIATIONS</b>    | P <u>45,061,000</u>            | P <u>253,389,000</u>                           | P <u>298,450,000</u> |             |

**Special Provision(s)**

1. **Special Provisions Applicable to All Government Corporations.** The special provisions applicable to all government corporations enumerated under the Budgetary Support to Government Corporations-Others shall be observed by the Zamboanga City Special Economic Zone Authority.

New Appropriations, by Programs/Activities/Projects

|   | Current Operating Expenditures |  |                      |             |
|---|--------------------------------|--|----------------------|-------------|
|   | Personnel Services             | Maintenance and<br>Other Operating<br>Expenses | Capital Outlays      | Total       |
| <b>PROGRAMS</b>   |                                |  |                      |             |
| General Administration and Support                                |                                |  |                      |             |
| General Management and Supervision                                | P <u>45,061,000</u>            | P  | P                    | 45,061,000  |
| Sub-total, General Administration and Support                     | <u>45,061,000</u>              |  |                      | 45,061,000  |
| Operations  |                                |  |                      |             |
| Business located and operating within the economic zone increased |                                |  | 253,389,000          | 253,389,000 |
| ECOZONE DEVELOPMENT PROGRAM                                       |                                |  | 253,389,000          | 253,389,000 |
| Ecozone infrastructure development                                |                                |  | 253,389,000          | 253,389,000 |
| Sub-total, Operations   |                                |  | <u>253,389,000</u>   | 253,389,000 |
| <b>TOTAL NEW APPROPRIATIONS</b>                                   | P <u>45,061,000</u>            | P <u>253,389,000</u>                           | P <u>298,450,000</u> |             |

New Appropriations, by Object of Expenditures  
(In Thousand Pesos)

**Current Operating Expenditures****Maintenance and Other Operating Expenses**

|                              |        |
|------------------------------|--------|
| Financial Assistance/Subsidy | 45,061 |
|------------------------------|--------|

|  |        |
|--|--------|
| Total Maintenance and Other Operating Expenses | 45,061 |
|--|--------|

|                                      |        |
|--------------------------------------|--------|
| Total Current Operating Expenditures | 45,061 |
|--------------------------------------|--------|

**Capital Outlays**

|                   |         |
|-------------------|---------|
| Investment Outlay | 253,389 |
|-------------------|---------|

|                       |         |
|-----------------------|---------|
| Total Capital Outlays | 253,389 |
|-----------------------|---------|

|                                 |                |
|---------------------------------|----------------|
| <b>TOTAL NEW APPROPRIATIONS</b> | <b>298,450</b> |
|---------------------------------|----------------|

**N. BSGC - OTHERS****New Appropriations, by Purpose**

|                          | Current Operating Expenditures |  |                 | Total      |
|--------------------------|--------------------------------|--|-----------------|------------|
|                          | Personnel Services             | Maintenance and Other Operating Expenses | Capital Outlays |            |
| TOTAL NEW APPROPRIATIONS | P                              | 28,606,000                               | P               | 28,606,000 |

**Special Provision(s)**

1. **Budgetary Support to Government Corporations.** Income and revenues collected by GOCCs from all sources shall be used to cover all its operating requirements. Any deficiency may be augmented by the budgetary support from the National Government, which may either be:

- (a) Subsidy, which shall be used in accordance with the purposes identified in this Act: *Provided*, That unless otherwise stated in the special provisions, subsidy releases may be used by GOCCs which are financially unable to pay for the payment of separation or retirement benefits and incentives resulting from an approved reorganization, merger, streamlining, abolition or privatization plan under R.A. No. 10149, other laws and issuances.
- (b) Equity, which shall be used as capital investment of the National Government in accordance with the capitalization requirement under pertinent laws. In no case shall equity investments be used for the payment of salaries, allowances, incentives, and retirement and separation benefits, except in cases authorized by the DBM.

2. **Offsets Against Budgetary Support to Government Corporations.** The appropriations authorized herein may be offset by the BTr against the: (i) corporate payments of cash dividends under R.A. No. 7656; (ii) guarantee fees; (iii) advances for loans relented to corporations; (iv) obligations which are guaranteed by the National Government; and (v) other receivables of the government from the GOCCs.

If the total level of actual revenues at the end of the immediately preceding year, including income from liquid assets such as, but not limited to, interest in cash deposits, short-term and bond investments, and other fund sources of the GOCC, exceed the corresponding projections considered in the formulation of the current year's budgetary support program, the excess may be deducted from said program and the budgetary support may be reduced to the extent of such favorable result.

3. **Payment of Compensation and Benefits.** Payment of basic salaries, allowances, benefits and incentives by GOCCs shall be made in accordance with applicable laws, rules and regulations such as, but not limited to, P.D. No. 985, as amended, R.A. No. 6758, as amended, R.A. No. 10149, as amended, E.O. No. 36, s. 2017, Memorandum Order No. 20, s. 2001 and Corporate Compensation Circular No. 10 dated February 15, 1999. In addition, payment of separation or retirement benefits shall be computed in accordance with the rates, conditions, and procedure prescribed under existing separation or retirement laws, and such pertinent guidelines issued thereon.

4. **Submission of Corporate Operating Budgets and Other Related Financial Statements.** All GOCCs, including GFIs, whether or not receiving budgetary support from National Government, shall prepare their FY 2022 Corporate Operating Budgets (COBs) in accordance with E.O. No. 518, s. 1979 and the procedures and guidelines prescribed by the DBM. Said COBs, together with their supporting financial statements, shall be approved by their governing boards, and submitted to the Secretary of Budget and Management for review and evaluation as part of the budget process pursuant to Section 10, Chapter 4, Title XVII, Book IV of E.O. No. 292, s. 1987. The NEA, NPC and PNOC shall be governed further by the provisions of R.A. No. 7638.

**5. Implementation of Infrastructure Projects.** The respective heads of GOCCs shall comply with the restrictions on critical geo-hazard areas or no-build zones identified by the Mines and Geo Sciences Bureau and such other conditions provided under Section 28 of the General Provisions in this Act.

In the case of housing projects, the shelter agencies shall likewise adopt and promote the use of new and innovative housing technologies and materials to bring down the cost of housing and reduce any adverse impact of construction on the environment.

**6. Remittance of Cash Dividends.** Cash Dividends equivalent to at least fifty percent (50%) of the annual net earnings of GOCCs shall be remitted to the National Treasury as income of the General Fund pursuant to R.A. No. 7656.

**7. Transparency Seal.** To enhance transparency and enforce accountability, all GOCCs shall maintain a Transparency Seal to be posted on their websites. The Transparency Seal shall contain the following: (i) corporation's mandates and functions, names of its officials with their position and designation, and its contact information; (ii) approved COB and corresponding targets including any amount of budgetary support from the National Government; (iii) budgetary adjustment; (iv) annual procurement plan/s and contracts awarded with the winning supplier, contractor or consultant; (v) major programs and projects categorized in accordance with the 0+10 point socioeconomic agenda and their target beneficiaries; (vi) status of implementation, evaluation and/or assessment reports of said programs or projects; (vii) Budget and Financial Accountability Reports; (viii) People's Freedom of Information (FOI) Manual signed by the head of agency, Agency Information Inventory, 2020 and 2021 FOI Summary Report, and 2020 and 2021 FOI Registry; and (ix) year-end financial reports and trial balances for the last three (3) fiscal years.

The respective heads of GOCCs and their web administrators or equivalent shall be responsible for ensuring compliance with this requirement.

The DBM shall post on its website the status of compliance of GOCCs.

**8. Availability of Budgetary Support to GOCCs.** The amounts appropriated herein as budgetary support to GOCCs shall be available for release and disbursement until December 31, 2022, subject to Section 68 of the General Provisions in this Act.

Any unexpended balance therefrom shall revert to the unappropriated surplus of the General Fund in accordance with Section 28, Chapter 4, Book VI of E.O. No. 292, s. 1987. Said reversion shall be subject to guidelines issued by the DBM.

**9. Fund Releases.** Funds appropriated herein shall be under the administration of the DBM and released directly to the recipient GOCCs through the BTr, subject to the submission of a Special Budget pursuant to Section 35, Chapter 5, Book VI of E.O. No. 292, s. 1987. All requests for fund release either as subsidy or equity investment to GOCCs shall be included in the GOCCs' COB duly approved by their respective governing boards.

**10. Proceeds from the Exploration, Development and Exploitation of Energy Resources.** The amount of Eight Billion Pesos (P8,000,000,000) shall be used for the payment of stranded contract costs and stranded debts transferred to and assumed by the Power Sector Assets and Liabilities Management Corporation (PSALM), including anticipated shortfalls in accordance with Section 4 of R.A. No. 11371, sourced from the proceeds of the net national government share from the Malampaya Fund under Section 8 of P.D. No. 910.

Release of funds shall be subject to the submission of a Special Budget pursuant to Section 35, Chapter 5, Book VI of E.O. No. 292, s. 1987.

**11. Tourism Promotions Fund.** The amount of One Billion Seven Hundred Twenty Five Million Five Hundred Seventeen Thousand Pesos (1,725,517,000) shall be used for tourism promotions and marketing activities of the Tourism Promotions Board (TPB) sourced from the following and constituted into the Tourism Promotions Fund in accordance with Section 55 of R.A. No. 9593:

(a) At least twenty five percent (25%) of the National Government Share from PAGCOR; and

(b) At least twenty five percent (25%) of the National Government Share from international airports and seaports.

Release of funds shall be subject to the submission of a Special Budget pursuant to Section 35, Chapter 5, Book VI of E.O. No. 292, s. 1987.

**12. Bangko Sentral ng Pilipinas Equity Infusion.** The amount of Ten Billion Pesos (P10,000,000,000) shall be used for the payment of increase in capitalization of the BSP pursuant to Section 2 of R.A. No. 7653, as amended by R.A. No. 11211.

**13. Reporting and Posting Requirements.** The submission of the quarterly reports on its financial and physical accomplishments shall be in accordance with Section 99 of the General Provisions of this Act.

#### New Appropriations, by Purpose

| PROGRAMS   | Current Operating Expenditures |  |                 |
|--|--------------------------------|--|-----------------|
|  | Personnel Services             | Maintenance and<br>Other Operating<br>Expenses | Capital Outlays |
|  |                                |  | Total           |
| <b>BSGC - Others</b>   |                                |  |                 |
| 1. Rest of Budgetary Support to Government-Owned and/or<br>Controlled Corporations, subject to Section 35, Chapter 5,<br>Book VI of E.O. No. 292 and Letter of Implementation No. 29 | P                              | 28,606,000                                     | P 28,606,000    |
| Sub-Total, BSGC-Others   |                                | 28,606,000                                     | 28,606,000      |
| <b>TOTAL NEW APPROPRIATIONS</b>  | P                              | 28,606,000                                     | P 28,606,000    |



New Appropriations, by Object of Expenditures  
(In Thousand Pesos)

Current Operating Expenditures

Maintenance and Other Operating Expenses

|                              |        |
|------------------------------|--------|
| Financial Assistance/Subsidy | 28,606 |
|------------------------------|--------|

|  |        |
|--|--------|
| Total Maintenance and Other Operating Expenses | 28,606 |
|--|--------|

|                                      |        |
|--------------------------------------|--------|
| Total Current Operating Expenditures | 28,606 |
|--------------------------------------|--------|

|                          |        |
|--------------------------|--------|
| TOTAL NEW APPROPRIATIONS | 28,606 |
|--------------------------|--------|

**GENERAL SUMMARY**  
**BUDGETARY SUPPORT TO GOVERNMENT CORPORATIONS**

|  | Current Operating Expenditures |  |                 |                |
|--|--------------------------------|--|-----------------|----------------|
|  | Personnel Services             | Maintenance and<br>Other Operating<br>Expenses | Capital Outlays | Total          |
| A. DEPARTMENT OF AGRICULTURE   |                                |  |                 |                |
| A.1. National Dairy Authority  | P                              | 510,908,000                                    | P               | 510,908,000    |
| A.2. National Food Authority   |                                | 7,000,000,000                                  |                 | 7,000,000,000  |
| A.3. National Tobacco Authority                                      |                                | 50,000,000                                     |                 | 50,000,000     |
| A.4. Philippine Coconut Authority                                    |                                | 1,090,492,000                                  |                 | 1,090,492,000  |
| A.5. Philippine Fisheries Development Authority                      |                                | 4,308,058,000                                  |                 | 4,308,058,000  |
| A.6. Philippine Rice Research Institute                              |                                | 621,796,000                                    |                 | 621,796,000    |
| A.7. Sugar Regulatory Administration                                 |                                | 712,260,000                                    |                 | 712,260,000    |
| Sub Total, DEPARTMENT OF AGRICULTURE                                 |                                | 14,293,514,000                                 |                 | 14,293,514,000 |
| B. DEPARTMENT OF ENERGY  |                                |  |                 |                |
| B.1. National Electrification Administration                         |                                | 2,100,850,000                                  |                 | 2,100,850,000  |
| B.2. National Power Corporation                                      |                                | 846,309,000                                    |                 | 846,309,000    |
| Sub Total, DEPARTMENT OF ENERGY                                      |                                | 2,947,159,000                                  |                 | 2,947,159,000  |
| C. DEPARTMENT OF ENVIRONMENT AND NATURAL RESOURCES                   |                                |  |                 |                |
| C.1. LAGUNA LAKE DEVELOPMENT AUTHORITY                               |                                | 44,000,000                                     |                 | 44,000,000     |
| Sub Total, DEPARTMENT OF ENVIRONMENT AND NATURAL RESOURCES           |                                | 44,000,000                                     |                 | 44,000,000     |
| D. DEPARTMENT OF FINANCE   |                                |  |                 |                |
| D.1. Philippine Crop Insurance Corporation                           |                                | 4,500,000,000                                  |                 | 4,500,000,000  |
| D.2. Philippine Tax Academy  |                                | 95,140,000                                     |                 | 95,140,000     |
| Sub Total, DEPARTMENT OF FINANCE                                     |                                | 4,595,140,000                                  |                 | 4,595,140,000  |
| E. DEPARTMENT OF HEALTH  |                                |  |                 |                |
| E.1. Lung Center of the Philippines                                  |                                | 683,997,000                                    |                 | 683,997,000    |
| E.2. National Kidney and Transplant Institute                        |                                | 1,633,442,000                                  |                 | 1,633,442,000  |
| E.3. Philippine Children's Medical Center                            |                                | 1,502,391,000                                  |                 | 1,502,391,000  |
| E. Philippine Health Insurance Corporation                           |                                | 79,990,955,000                                 |                 | 79,990,955,000 |
| E.5. Philippine Heart Center   |                                | 1,887,827,000                                  |                 | 1,887,827,000  |
| E.6. Philippine Institute of Traditional and Alternative Health Care |                                | 165,930,000                                    |                 | 165,930,000    |
| Sub Total, DEPARTMENT OF HEALTH                                      |                                | 85,864,542,000                                 |                 | 85,864,542,000 |
| F. DEPARTMENT OF HUMAN SETTLEMENTS AND URBAN DEVELOPMENT             |                                |  |                 |                |
| F.1. National Home Mortgage Finance Corporation                      |                                | 1,000,000,000                                  |                 | 1,000,000,000  |
| F.2. National Housing Authority                                      |                                | 5,175,603,000                                  |                 | 5,175,603,000  |
| F.3. Social Housing Finance Corporation                              |                                | 513,922,000                                    |                 | 513,922,000    |
| Sub Total, DEPARTMENT OF HUMAN SETTLEMENTS AND URBAN DEVELOPMENT     |                                | 6,689,525,000                                  |                 | 6,689,525,000  |
| G. DEPARTMENT OF PUBLIC WORKS AND HIGHWAYS                           |                                |  |                 |                |
| G.1. Local Water Utilities Administration                            |                                | 828,550,000                                    |                 | 828,550,000    |
| Sub Total, DEPARTMENT OF PUBLIC WORKS AND HIGHWAYS                   |                                | 828,550,000                                    |                 | 828,550,000    |

**H. DEPARTMENT OF TOURISM**

|   |                    |                    |
|---|--------------------|--------------------|
| H.1. Tourism Infrastructure and Enterprise Zone Authority | 186,296,000        | 186,296,000        |
| <b>Sub Total, DEPARTMENT OF TOURISM</b>                   | <b>186,296,000</b> | <b>186,296,000</b> |

**I. DEPARTMENT OF TRADE AND INDUSTRY**

|   |                      |                      |
|---|----------------------|----------------------|
| I.1. Aurora Pacific Economic Zone and Freeport Authority    | 45,000,000           | 45,000,000           |
| I.2. Center for International Trade Exposition and Missions | 152,612,000          | 152,612,000          |
| I.3. Small Business Corporation                             | 2,000,000,000        | 2,000,000,000        |
| <b>Sub Total, DEPARTMENT OF TRADE AND INDUSTRY</b>          | <b>2,197,612,000</b> | <b>2,197,612,000</b> |

**J. DEPARTMENT OF TRANSPORTATION**

|  |                      |                      |
|--|----------------------|----------------------|
| J.1. Civil Aviation Authority of the Philippines | 2,439,279,000        | 2,439,279,000        |
| J.2. Light Rail Transit Authority                | 1,018,152,000        | 1,018,152,000        |
| J.3. Philippine National Railways                | 1,433,000,000        | 1,433,000,000        |
| <b>Sub Total, DEPARTMENT OF TRANSPORTATION</b>   | <b>4,890,431,000</b> | <b>4,890,431,000</b> |

**K. NATIONAL ECONOMIC AND DEVELOPMENT AUTHORITY**

|   |                    |                    |
|---|--------------------|--------------------|
| K.1. Philippine Institute for Development Studies             | 259,455,000        | 259,455,000        |
| <b>Sub Total, NATIONAL ECONOMIC AND DEVELOPMENT AUTHORITY</b> | <b>259,455,000</b> | <b>259,455,000</b> |

**L. PRESIDENTIAL COMMUNICATIONS OPERATIONS OFFICE**

|   |                    |                    |
|---|--------------------|--------------------|
| L.1. Intercontinental Broadcasting Corporation                  | 73,689,000         | 73,689,000         |
| L.2. People's Television Network Incorporated                   | 104,944,000        | 104,944,000        |
| <b>Sub Total, PRESIDENTIAL COMMUNICATIONS OPERATIONS OFFICE</b> | <b>178,633,000</b> | <b>178,633,000</b> |

**M. OTHER EXECUTIVE OFFICES**

|  |                       |                    |                       |
|--|-----------------------|--------------------|-----------------------|
| M.1. Authority of the Freeport Area of Bataan        |                       | 191,260,000        | 191,260,000           |
| M.2. Bases Conversion and Development Authority      | 2,487,346,000         |                    | 2,487,346,000         |
| M.3. Cagayan Economic Zone Authority                 |                       | 228,844,000        | 228,844,000           |
| M.4. Credit Information Corporation                  | 121,990,000           |                    | 121,990,000           |
| M.5. Cultural Center of the Philippines              | 450,913,000           |                    | 450,913,000           |
| M.6. Development Academy of the Philippines          | 614,417,000           |                    | 614,417,000           |
| M.7. National Irrigation Administration              | 31,468,839,000        |                    | 31,468,839,000        |
| M.8. Philippine Center for Economic Development      | 241,378,000           |                    | 241,378,000           |
| M.9. Philippine Postal Corporation                   | 515,256,000           |                    | 515,256,000           |
| M.10. Southern Philippines Development Authority     | 76,000,000            |                    | 76,000,000            |
| M.11. Subic Bay Metropolitan Authority               | 601,668,000           |                    | 601,668,000           |
| M.12. Zamboanga City Special Economic Zone Authority | 45,061,000            | 253,389,000        | 298,450,000           |
| <b>Sub Total, OTHER EXECUTIVE OFFICES</b>            | <b>36,622,868,000</b> | <b>673,493,000</b> | <b>37,296,361,000</b> |

**N. BSGC - OTHERS**

|  |            |  |            |
|--|------------|--|------------|
|  | 28,606,000 |  | 28,606,000 |
|--|------------|--|------------|

**TOTAL NEW APPROPRIATIONS, BUDGETARY SUPPORT  
TO GOVERNMENT CORPORATIONS**

P 159,626,331,000 P 673,493,000 P 160,299,824,000

**XXXVII. ALLOCATIONS TO LOCAL GOVERNMENT UNITS****A. METROPOLITAN MANILA DEVELOPMENT AUTHORITY**

For subsidy requirements and operations, including locally-funded and foreign-assisted projects, in accordance with the programs indicated hereunder ..... P 5,672,038,000

**New Appropriations, by Program**

|  | Current Operating Expenditures |  |                        |                        |
|--|--------------------------------|--|------------------------|------------------------|
|  | Personnel Services             | Maintenance and Other Operating Expenses | Capital Outlays        | Total                  |
| <b>PROGRAMS</b>                                    |                                |  |                        |                        |
| Operations   | P <u>58,941,000</u>            | P <u>2,929,299,000</u>                   | P <u>2,683,798,000</u> | P <u>5,672,038,000</u> |
| METROPOLITAN MANILA SOLID WASTE MANAGEMENT PROGRAM |                                | 2,289,973,000                            | 714,521,000            | 3,004,494,000          |
| METROPOLITAN MANILA TRAFFIC MANAGEMENT PROGRAM     |                                | 360,437,000                              | 897,000,000            | 1,257,437,000          |
| METROPOLITAN MANILA FLOOD CONTROL PROGRAM          | <u>58,941,000</u>              | <u>278,889,000</u>                       | <u>1,072,277,000</u>   | <u>1,410,107,000</u>   |
| <b>TOTAL NEW APPROPRIATIONS</b>                    | P <u>58,941,000</u>            | P <u>2,929,299,000</u>                   | P <u>2,683,798,000</u> | P <u>5,672,038,000</u> |

**Special Provision(s)**

1. **Operating Requirements of the Metropolitan Manila Development Authority.** All income and revenues collected by the MMDA from all sources, including the national tax allotment and the mandatory remittances of component LGUs shall be used to cover all of its operating requirements. The subsidy appropriated in this Act for MMDA shall be used only to augment any deficiency from its income and revenues to cover valid and authorized expenditures.

The MMDA shall submit to the DBM, the Speaker of the House of Representatives, the President of the Senate of the Philippines, the House Committee on Appropriations and the Senate Committee on Finance, either in printed form or by way of electronic document, an annual report on financial and physical accomplishments. The Chairperson of MMDA and the Authority's web administrator or his/her equivalent shall be responsible for ensuring that said report shall likewise be posted on the MMDA website.

2. **Cost Allocation of Flood Control Projects.** In the implementation of flood control projects, the MMDA shall conform with the master plan approved by the Metro Manila Council and shall adopt the cost allocation being used by DPWH for its flood control projects.

3. **Promotion of People Mobility.** The MMDA shall promote people mobility through road sharing projects and activities as well as the use of non-motorized modes of transportation. The amount appropriated herein for Traffic Management Program shall be used to cover the funding requirements for the promotion of people mobility.

4. **Release of Fund.** The amounts appropriated herein shall be released to the MMDA upon submission to the DBM, not later than November 15 of the preceding year, its detailed and consolidated operating budget for the current fiscal year. The detailed and consolidated operating budget shall reflect the MMDA's income and revenues from all sources, including its national tax allotment and the mandatory remittances of component LGUs, as well as its projected expenditures, targeted program, activities and projects.

5. **Appropriations for Activities or Projects.** The amounts appropriated herein shall be used specifically for the following activities or projects in the indicated amounts and conditions:

**New Appropriations, by Programs/Activities/Projects**

| Current Operating Expenditures |  |                 |       |
|--------------------------------|--|-----------------|-------|
| Personnel Services             | Maintenance and Other Operating Expenses | Capital Outlays | Total |

**PROGRAMS**

|   |   |                   |   |                      |   |                      |   |                      |
|---|---|-------------------|---|----------------------|---|----------------------|---|----------------------|
| Operations  | P | <u>58,941,000</u> | P | <u>2,929,299,000</u> | P | <u>2,683,798,000</u> | P | <u>5,672,038,000</u> |
| Ecological, safe and efficient solid waste disposal and management ensured  |   |                   |   | <u>2,289,973,000</u> |   | <u>714,521,000</u>   |   | <u>3,004,494,000</u> |
| <b>METROPOLITAN MANILA SOLID WASTE MANAGEMENT PROGRAM</b>   |   |                   |   | <u>2,289,973,000</u> |   | <u>714,521,000</u>   |   | <u>3,004,494,000</u> |
| Solid waste disposal and management of designated Sanitary Landfill facilities for the payment of disposal fees                                   |   |                   |   | 1,989,973,000        |   |                      |   | 1,989,973,000        |
| <b>Project(s)</b>   |   |                   |   |                      |   |                      |   |                      |
| Locally-Funded Project(s)   |   |                   |   | <u>300,000,000</u>   |   |                      |   | <u>300,000,000</u>   |
| Installation of Garbage Traps in Metro Manila Waterways   |   |                   |   | 300,000,000          |   |                      |   | 300,000,000          |
| Foreign-Assisted Project(s)   |   |                   |   |                      |   | <u>714,521,000</u>   |   | <u>714,521,000</u>   |
| Metro Manila Flood Management Project Phase 1 Component 2 Minimizing Solid Waste in Waterways and Component 4 Project Management and Coordination |   |                   |   |                      |   | <u>714,521,000</u>   |   | <u>714,521,000</u>   |
| Loan Proceeds   |   |                   |   |                      |   | 643,069,000          |   | 643,069,000          |
| GOP Counterpart   |   |                   |   |                      |   | 71,452,000           |   | 71,452,000           |
| Safe and smooth flow of traffic in Metro Manila thoroughfares assured   |   |                   |   | <u>360,437,000</u>   |   | <u>897,000,000</u>   |   | <u>1,257,437,000</u> |
| <b>METROPOLITAN MANILA TRAFFIC MANAGEMENT PROGRAM</b>   |   |                   |   | <u>360,437,000</u>   |   | <u>897,000,000</u>   |   | <u>1,257,437,000</u> |
| Operations and maintenance of various transport facilities and infrastructures  |   |                   |   | 59,775,000           |   |                      |   | 59,775,000           |
| <b>Project(s)</b>   |   |                   |   |                      |   |                      |   |                      |
| Locally-Funded Project(s)   |   |                   |   | <u>300,662,000</u>   |   | <u>897,000,000</u>   |   | <u>1,197,662,000</u> |
| NCR Communication and Command Center (NCR-CCC)  |   |                   |   |                      |   | 300,000,000          |   | 300,000,000          |
| Supply and Installation of Fiber Optic Communication Network  |   |                   |   |                      |   | 72,000,000           |   | 72,000,000           |
| LED Solar Powered Streetlights along C-5  |   |                   |   |                      |   | 350,000,000          |   | 350,000,000          |
| LED Solar Powered Streetlights along Roxas Blvd.  |   |                   |   |                      |   | 175,000,000          |   | 175,000,000          |
| MMDA Roadside Maintenance Program - Out-of-School Youth Towards Economic Recovery Program (OYSTERS)   |   |                   |   | 180,574,000          |   |                      |   | 180,574,000          |
| Operation and Maintenance of the Traffic Discipline Office - Traffic Personnel  |   |                   |   | 45,140,000           |   |                      |   | 45,140,000           |

|   |                   |                    |                      |                      |
|---|-------------------|--------------------|----------------------|----------------------|
| Operation of Pasig River Ferry Service  |                   | 74,948,000         |                      | 74,948,000           |
| Flood mitigation assured  | 58,941,000        | 278,889,000        | 1,072,277,000        | 1,410,107,000        |
| <b>METROPOLITAN MANILA FLOOD CONTROL PROGRAM</b>  | <b>58,941,000</b> | <b>278,889,000</b> | <b>1,072,277,000</b> | <b>1,410,107,000</b> |
| Flood control and management personnel  | 58,941,000        |                    |                      | 58,941,000           |
| Operation and maintenance of various flood control structures, facilities, equipment and waterways  |                   | 278,889,000        |                      | 278,889,000          |
| <b>Project(s)</b>   |                   |                    |                      |                      |
| Locally-Funded Project(s)   |                   |                    | 1,072,277,000        | 1,072,277,000        |
| Dredging of Libertad Channel (Phase II), Pasay City   |                   |                    | 15,000,000           | 15,000,000           |
| Dredging of Maricaban Creek, Pasay City   |                   |                    | 8,508,000            | 8,508,000            |
| Deepening of Tripa-Maricaban Retarding Pond, Pasay City   |                   |                    | 10,000,000           | 10,000,000           |
| Desilting of Calatagan Creek, District I, Makati City   |                   |                    | 5,000,000            | 5,000,000            |
| Dredging/Desilting of Maricaban Creek, District I, Makati City  |                   |                    | 13,508,000           | 13,508,000           |
| Improvement/Rehabilitation of Fence along Estero Tripa de Gallina (Phase III) District I, Makati City   |                   |                    | 15,000,000           | 15,000,000           |
| Dredging of Makati-Pateros River, District II, Makati City  |                   |                    | 28,508,000           | 28,508,000           |
| Desilting of San Jose Creek, District II, Makati City   |                   |                    | 5,000,000            | 5,000,000            |
| Drainage Improvement/Construction of Reinforced Concrete Box Culvert (RCBC) along Masinop St., Quezon St., and Vicinity, Tondo, District I, Manila (Phase II) |                   |                    | 23,000,000           | 23,000,000           |
| Drainage Improvement/Declogging along Patria St. and Rodriguez St. within Vicinity of Brgy. 144, Zone 12, Balut, Tondo, District I, Manila                    |                   |                    | 5,500,000            | 5,500,000            |
| Drainage/Declogging along Road-10, MICT Road and Vicinity, Tondo, District I, Manila  |                   |                    | 5,000,000            | 5,000,000            |

|  |            |            |
|--|------------|------------|
| Rehabilitation/Bank Improvement of<br>Estero de Magdalena, Tondo,<br>District II, Manila   | 23,500,000 | 23,500,000 |
| Drainage Improvement & Maintenance<br>along Laguna St., Batangas St.,<br>Tomas Mapua St. and Vicinity, Tondo,<br>District II, Manila | 5,000,000  | 5,000,000  |
| Rehabilitation/Declogging along<br>Tayuman St., F. Yuseco St.,<br>Estero de San Lazaro and Vicinity, Tondo,<br>District II, Manila   | 5,000,000  | 5,000,000  |
| Improvement of Marala River,<br>Navotas City   | 15,507,000 | 15,507,000 |
| Improvement of Navotas River,<br>Navotas City (Phase I)  | 18,000,000 | 18,000,000 |
| Improvement of Catmon Creek &<br>Vicinity, Malabon City  | 13,510,000 | 13,510,000 |
| Improvement of Catmon Retarding Pond,<br>Malabon City  | 20,000,000 | 20,000,000 |
| Improvement/Maintenance of Drainage System<br>along Arlegui Street and Vicinities, Quiapo,<br>District III, Manila                   | 15,000,000 | 15,000,000 |
| Improvement/Maintenance of Drainage System<br>along Dasmariñas Street and Vicinities, Binondo,<br>District III, Manila               | 4,260,000  | 4,260,000  |
| Improvement/Maintenance of Drainage System<br>along Lacson Avenue and Vicinities, Sta. Cruz,<br>District III, Manila                 | 10,000,000 | 10,000,000 |
| Improvement/Maintenance of Drainage System<br>along Reina Regente Street and Vicinities, Binondo,<br>District III, Manila            | 4,260,000  | 4,260,000  |
| Improvement/Maintenance of Drainage System<br>along Dapitan, Laon Laan & Dimasalang Streets,<br>Sampaloc, District IV, Manila        | 8,510,000  | 8,510,000  |
| Improvement/Maintenance of Drainage System<br>along Ramon Magsaysay Blvd. and Vicinities,<br>Sampaloc, District IV, Manila           | 5,000,000  | 5,000,000  |
| Improvement/Maintenance of Drainage System<br>along Quintos Street and Vicinities,<br>Sampaloc, District IV, Manila                  | 5,000,000  | 5,000,000  |
| Improvement/Maintenance of Drainage System<br>along Manrique Street and Vicinities,<br>Sampaloc, District IV, Manila                 | 5,000,000  | 5,000,000  |

|   |            |            |
|---|------------|------------|
| Improvement/Maintenance of Estero De Valencia and Vicinities, Sampaloc, District IV, Manila       | 10,000,000 | 10,000,000 |
| Construction of Retarding Pond along EDSA (near Gate 2-Camp Aguinaldo), District III, Quezon City | 7,000,000  | 7,000,000  |
| Construction of Retarding Pond along EDSA (near Gate 3-Camp Aguinaldo), District III, Quezon City | 7,000,000  | 7,000,000  |
| Drainage Improvement along Katipunan Ave. and its Vicinities, District III, Quezon City           | 13,510,000 | 13,510,000 |
| Improvement of Duyan-Duyan Creek and its Vicinities, District III, Quezon City                    | 6,000,000  | 6,000,000  |
| Improvement of Makiling Creek and its Vicinities, District IV, Quezon City                        | 5,000,000  | 5,000,000  |
| Improvement of Valencia Creek and its Vicinities, District IV, Quezon City                        | 5,000,000  | 5,000,000  |
| Drainage Improvement along Aurora Blvd. and its Vicinities, District IV, Quezon City              | 5,510,000  | 5,510,000  |
| Improvement of San Juan River and its Vicinities, District IV, Quezon City                        | 10,000,000 | 10,000,000 |
| Drainage Improvement along Sgt. Fuentebella and its Vicinities, District IV, Quezon City          | 8,000,000  | 8,000,000  |
| Drainage Improvement at Brgy. Project 6, District I, Quezon City                                  | 13,510,000 | 13,510,000 |
| Drainage Improvement at Brgy. Damayan, District I, Quezon City                                    | 10,000,000 | 10,000,000 |
| Drainage Improvement at Brgy. Bahay Toro, District I, Quezon City                                 | 10,000,000 | 10,000,000 |
| Improvement of Tributary of Marikina River, District II, Quezon City                              | 10,000,000 | 10,000,000 |
| Drainage Improvement at Brgy. Payatas, District II, Quezon City                                   | 13,510,000 | 13,510,000 |
| Drainage Improvement at Brgy. Batasan Hills, District II, Quezon City                             | 10,000,000 | 10,000,000 |
| Drainage Improvement at Brgy. Capri, District V, Quezon City                                      | 13,510,000 | 13,510,000 |
| Drainage Improvement at Nagkaisang Nayon, District V, Quezon City                                 | 20,000,000 | 20,000,000 |



|   |            |            |
|---|------------|------------|
| Improvement of Mendez Creek,<br>District VI, Quezon City  | 18,510,000 | 18,510,000 |
| Drainage Improvement of Brgy. Talipapa,<br>District VI, Quezon City                                       | 15,000,000 | 15,000,000 |
| Rehabilitation of Maytunas Creek,<br>Mandaluyong City   | 10,000,000 | 10,000,000 |
| Drainage Improvement, Brgy. Mabini - J. Rizal,<br>Mandaluyong City  | 5,000,000  | 5,000,000  |
| Drainage Improvement, Brgy. Poblacion,<br>Mandaluyong City  | 8,510,000  | 8,510,000  |
| Drainage Improvement, Brgy. Addition Hills,<br>Mandaluyong City   | 10,000,000 | 10,000,000 |
| Rehabilitation of Ermitaño Creek,<br>San Juan City  | 13,510,000 | 13,510,000 |
| Rehabilitation of Maytunas Creek,<br>San Juan City  | 10,000,000 | 10,000,000 |
| Drainage Improvement, Brgy. Pasadeña,<br>San Juan City  | 5,000,000  | 5,000,000  |
| Drainage Improvement, Brgy. Pedro Cruz,<br>San Juan City  | 5,000,000  | 5,000,000  |
| Rehabilitation of Pateros River,<br>District I, Taguig-Pateros  | 10,000,000 | 10,000,000 |
| Drainage Improvement, Brgy. Ususan,<br>District I, Taguig-Pateros   | 5,000,000  | 5,000,000  |
| Drainage Improvement, Brgy. San Roque,<br>District I, Taguig-Pateros                                      | 5,000,000  | 5,000,000  |
| Drainage Improvement, Brgy. Napindan,<br>District I, Taguig-Pateros                                       | 13,510,000 | 13,510,000 |
| Rehabilitation of Maricaban Creek,<br>Taguig City   | 13,510,000 | 13,510,000 |
| Rehabilitation of Sapang Malaki Creek,<br>Taguig City   | 10,000,000 | 10,000,000 |
| Drainage Improvement, Brgy. Western<br>Bicutan, Taguig City   | 10,000,000 | 10,000,000 |
| Deepening along Roxas East Open Canal,<br>ASEANA Macapagal, Brgy. Baclaran,<br>District I, Parañaque City | 10,000,000 | 10,000,000 |
| Improvement along Coastal Open Canal,<br>Brgy. Tambo-Don Galo,<br>District I, Parañaque City              | 8,000,000  | 8,000,000  |

|   |            |            |
|---|------------|------------|
| Improvement along Ihayo Creek,<br>Brgy. Sto. Niño, District I,<br>Parañaque City  | 7,000,000  | 7,000,000  |
| Improvement along Libjo Creek,<br>Brgy. Sto. Niño, District I,<br>Parañaque City  | 8,507,000  | 8,507,000  |
| Deepening along Villanueva Creek,<br>Brgy. BF Homes, District II,<br>Parañaque City   | 10,000,000 | 10,000,000 |
| Improvement along Villanueva Creek and<br>Tributaries, UPS V, Brgy. San Isidro,<br>District II, Parañaque City                                  | 8,507,000  | 8,507,000  |
| Improvement along Sapang Buwaya Creek,<br>(Upstream Portion), Better Living Subdivision,<br>Brgy. Marcelo Green, District II,<br>Parañaque City | 8,000,000  | 8,000,000  |
| Desilting/Riprapping along Merville Creek,<br>Brgy. Merville, District II,<br>Parañaque City  | 7,000,000  | 7,000,000  |
| Drainage Improvement along J. Tionquiao Road<br>and Vicinity, Brgy. Manuyo Dos,<br>Las Piñas City   | 15,000,000 | 15,000,000 |
| Drainage Improvement along Exodus Road<br>Corner Canaynay Road and Vicinities,<br>Brgy. Manuyo Dos, Las Piñas City                              | 10,000,000 | 10,000,000 |
| Desilting/Riprapping along Almanza Creek<br>and Tributaries, Brgy. Almanza Dos,<br>Las Piñas City   | 8,507,000  | 8,507,000  |
| Drainage Improvement at Dabees Compound<br>and Vicinities, Brgy. Alabang,<br>Muntinlupa City  | 10,000,000 | 10,000,000 |
| Improvement along Poblacion River<br>(Upstream Portion), Brgy. Poblacion,<br>Muntinlupa City  | 5,000,000  | 5,000,000  |
| Drainage Improvement along NIA Road and<br>Vicinities, San Guillermo, Brgy. Putatan,<br>Muntinlupa City   | 18,507,000 | 18,507,000 |
| Rehabilitation/Improvement and Maintenance<br>of Drainage System along Taft Avenue and<br>Vicinities, District V, Manila                        | 15,000,000 | 15,000,000 |
| Rehabilitation/Improvement and Maintenance<br>of Drainage System along Pedro Gil St. and<br>Vicinities, Paco, District V, Manila                | 18,507,000 | 18,507,000 |

|  |            |            |
|--|------------|------------|
| Rehabilitation/Improvement and Maintenance of Drainage System along Pedro Gil Street and Vicinities, Sta. Ana, District VI, Manila | 10,000,000 | 10,000,000 |
| Rehabilitation/Improvement and Maintenance of Drainage System along Anonas St. and Vicinities, Sta. Mesa, District VI, Manila      | 8,510,000  | 8,510,000  |
| Rehabilitation/Improvement and Maintenance of Drainage System along Magsaysay Blvd. and Vicinities, Sta. Mesa, District VI, Manila | 15,000,000 | 15,000,000 |
| Drainage Improvement along Kaagapay Road and Vicinities, District I, Caloocan City   | 20,000,000 | 20,000,000 |
| Improvement along Bagumbong Creek, District I, Caloocan City   | 13,510,000 | 13,510,000 |
| Drainage Improvement along 8th Avenue and Vicinities, District II, Caloocan City   | 10,510,000 | 10,510,000 |
| Drainage Improvement along B. Santos St. and Vicinities, District II, Caloocan City  | 8,000,000  | 8,000,000  |
| Drainage Improvement along Dagat-Dagatan St. and Vicinities, District II, Caloocan City  | 15,000,000 | 15,000,000 |
| Improvement along Punturin Creek, District I, Valenzuela City  | 10,000,000 | 10,000,000 |
| Improvement along Sapang Bakaw Creek, District I, Valenzuela City  | 10,000,000 | 10,000,000 |
| Improvement along Santolan River, District I, Valenzuela City  | 13,510,000 | 13,510,000 |
| Improvement along Arkong Bato Creek, District II, Valenzuela City  | 12,000,000 | 12,000,000 |
| Improvement along Serrano Creek, District II, Valenzuela City  | 9,510,000  | 9,510,000  |
| Improvement along Hapay Na Manga Creek, District II, Valenzuela City   | 12,000,000 | 12,000,000 |
| Improvement/Rehabilitation of San Agustin Pumping Station and Floodgates, Pasig City   | 20,000,000 | 20,000,000 |
| Rehabilitation/Restoration of Lanuza Creek, Brgy. San Antonio, Pasig City  | 13,507,000 | 13,507,000 |
| Drainage Improvement in Midtown Subdivision Vicinity, Marikina City  | 15,000,000 | 15,000,000 |
| Drainage Improvement in Twinville Subdivision Vicinity, Marikina City  | 18,507,000 | 18,507,000 |
| Improvement of Concepcion Creek, Marikina City   | 18,507,000 | 18,507,000 |

|   |                     |                        |                        |                        |
|---|---------------------|------------------------|------------------------|------------------------|
| Improvement of Tumana Creek,<br>Marikina City |                     |                        | 15,000,000             | 15,000,000             |
| Sub-total, Operations                         | 58,941,000          | 2,929,299,000          | 2,683,798,000          | 5,672,038,000          |
| <b>TOTAL NEW APPROPRIATIONS</b>               | <b>P 58,941,000</b> | <b>P 2,929,299,000</b> | <b>P 2,683,798,000</b> | <b>P 5,672,038,000</b> |

New Appropriations, by Object of Expenditures  
(In Thousand Pesos)

Current Operating Expenditures

Personnel Services

Civilian Personnel

Permanent Positions

|              |        |
|--------------|--------|
| Basic Salary | 45,401 |
|--------------|--------|

|                           |        |
|---------------------------|--------|
| Total Permanent Positions | 45,401 |
|---------------------------|--------|

Other Compensation Common to All

|                                     |       |
|-------------------------------------|-------|
| Personnel Economic Relief Allowance | 2,736 |
| Representation Allowance            | 120   |
| Transportation Allowance            | 120   |
| Clothing and Uniform Allowance      | 684   |
| Mid-Year Bonus - Civilian           | 3,783 |
| Year End Bonus                      | 3,783 |
| Cash Gift                           | 570   |
| Productivity Enhancement Incentive  | 570   |
| Step Increment                      | 114   |

|  |        |
|--|--------|
| Total Other Compensation Common to All | 12,480 |
|--|--------|

Other Benefits

|   |     |
|---|-----|
| PHG-IBIG Contributions                    | 137 |
| PhilHealth Contributions                  | 786 |
| Employees Compensation Insurance Premiums | 137 |

|                      |       |
|----------------------|-------|
| Total Other Benefits | 1,060 |
|----------------------|-------|

|                          |        |
|--------------------------|--------|
| Total Personnel Services | 58,941 |
|--------------------------|--------|

Maintenance and Other Operating Expenses

|                                      |           |
|--------------------------------------|-----------|
| Travelling Expenses                  | 18        |
| Supplies and Materials Expenses      | 362,811   |
| Utility Expenses                     | 80,824    |
| Communication Expenses               | 360       |
| Demolition/Relocation and Desilting/ |           |
| Dredging Expenses                    | 1,000     |
| Professional Services                | 318,472   |
| General Services                     | 2,050,410 |

|   |                  |
|---|------------------|
| Repairs and Maintenance                               | 107,079          |
| Taxes, Insurance Premiums and Other Fees              | 2,800            |
| Other Maintenance and Operating Expenses              |                  |
| Advertising Expenses                                  | 125              |
| Representation Expenses                               | 100              |
| Rent/Lease Expenses                                   | 5,000            |
| Litigation/Acquired Assets Expenses                   | 200              |
| Other Maintenance and Operating Expenses              | 100              |
| <b>Total Maintenance and Other Operating Expenses</b> | <b>2,929,299</b> |
| <b>Total Current Operating Expenditures</b>           | <b>2,988,240</b> |
| <b>Capital Outlays</b>                                |                  |
| Property, Plant and Equipment Outlay                  |                  |
| Infrastructure Outlay                                 | 1,786,798        |
| Machinery and Equipment Outlay                        | 897,000          |
| <b>Total Capital Outlays</b>                          | <b>2,683,798</b> |
| <b>TOTAL NEW APPROPRIATIONS</b>                       | <b>5,672,038</b> |

#### B. SPECIAL SHARES OF LOCAL GOVERNMENT UNITS IN THE PROCEEDS OF NATIONAL TAXES

For apportionment of the shares of local government units in the proceeds of other national taxes in accordance with the purposes as indicated hereunder . . . . . P 26,256,956,000

##### New Appropriations, by Purpose

|                                 | Current Operating Expenditures |  |                         |
|---------------------------------|--------------------------------|--|-------------------------|
|                                 | Personnel Services             | Maintenance and Other Operating Expenses | Capital Outlays         |
|                                 |                                |  | Total                   |
| <b>TOTAL NEW APPROPRIATIONS</b> | P <u>26,256,956,000</u>        |  | P <u>26,256,956,000</u> |

##### Special Provision(s)

1. **National Tax Allotment of Local Government Units.** The National Tax Allotment is automatically appropriated for the LGU share in the national taxes in accordance with Section 4 of R.A. No. 9358 and shall be allocated pursuant to Section 285 of R.A. No. 7160, and the General Provisions of this Act.

2. **Shares in National Wealth.** The amount of Five Billion Six Hundred Thirty Nine Million Six Hundred Seven Thousand Pesos (P5,639,607,000) appropriated herein for the LGU share in mining taxes, royalties from mineral reservations, forestry charges, and fees and revenues collected from energy resources in the utilization and development of national wealth, including prior years, shall be subject to the following:

- Use - in accordance with Section 294 of R.A. No. 7160;
- Allocation - pursuant to Section 292 of R.A. No. 7160; and
- Release - upon certification of actual collections by the revenue collecting agencies concerned and remittance to the BTr.

3. **Shares in Excise Taxes from Locally Manufactured Virginia-type Cigarettes.** The amount of Fifteen Billion Ten Million Five Hundred Eighty Two Thousand Pesos (P15,010,582,000) is appropriated herein for the LGU share in excise taxes from locally manufactured Virginia-type cigarettes.

The allocation, release, and utilization of the herein LGU share in excise taxes from locally manufactured Virginia-type cigarettes shall be subject to the provisions of R.A. No. 11346, as implemented by DA-DBM-National Tobacco Administration (NTA) J.M.C. No. 2020-1 dated June 25, 2020, and other guidelines to be issued for the purpose.

4. **Shares in Excise Taxes from Burley and Native Tobacco Products.** The amount of Four Billion Pesos (P4,000,000,000) is appropriated herein for the LGU share in excise taxes from burley and native tobacco products.

The allocation, release, and utilization of the herein LGU share in excise taxes from burley and native tobacco products shall be subject to the provisions of R.A. No. 11346, as implemented by DA-DBM-NTA J.M.C. No. 2020-1 dated June 25, 2020, and other guidelines to be issued for the purpose.

5. **Shares in Incremental Collections from Value-Added Tax.** The amount of One Billion Six Hundred Two Million Sixteen Thousand Pesos (P1,602,016,000) appropriated herein for the LGU share in incremental collections from value-added tax authorized under R.A. Nos. 7643 and 8424 shall be subject to the following:

(a) Allocation - in accordance with Section 150 of R.A. No. 7160, as implemented by DBM-DOF-DILG J.C. No. 1-02 dated February 6, 2002; and

(b) Release - upon certification of actual collections by the BIR and remittance to the BTr.

6. **Shares in Gross Income Tax Paid by all Businesses and Enterprises within the Economic Zones.** The amount of Four Million Seven Hundred Fifty One Thousand Pesos (P4,751,000) appropriated herein for the LGU share in the gross income tax paid by all businesses and enterprises located within the economic zones shall be subject to the following:

(a) Allocation - in accordance with the provisions of R.A. No. 7922; and

(b) Release - upon certification of actual collections by the BIR and actual remittance to the BTr.

7. **Direct Release of all Local Government Unit Shares.** The national tax allotment, and all LGU shares appropriated herein, shall be released directly by the BTr to the beneficiary LGUs through authorized government servicing banks.

The LGU shall submit quarterly reports on the utilization of the LGU shares through other electronic means and LGU's website.

The LGU shall send written notice when said reports have been submitted or posted on its website to the DBM, House of Representatives, Senate of the Philippines, House Committee on Appropriations, Senate Committee on Finance, and other offices where the submission of reports is required under existing laws, rules and regulations. The date of notice to said agencies shall be considered the date of compliance with this requirement.

#### New Appropriations, by Purpose

|  | Current Operating Expenditures |  |                  |
|--|--------------------------------|--|------------------|
|  | Personnel Services             | Maintenance and<br>Other Operating<br>Expenses | Capital Outlays  |
|  |                                |  | Total            |
| <b>PROGRAMS</b>  |                                |  |                  |
| Allocation to Local Government Units   |                                |  |                  |
| Special Shares of LGUs in the<br>Proceeds of National Taxes  | P                              | 26,256,956,000                                 | P 26,256,956,000 |
| Share in Tobacco Excise Tax Pursuant to<br>R.A. No. 7171 (Virginia Tobacco)  |                                | 15,010,582,000                                 | 15,010,582,000   |
| Share in Tobacco Excise Tax Pursuant to<br>R.A. No. 8240, as amended by<br>R.A. No. 10351 (Burley and Native Tobacco)      |                                | 4,000,000,000                                  | 4,000,000,000    |
| Share in the Utilization and<br>Development of National Wealth<br>under R.A. No. 7160 and R.A. No. 9513                    |                                | 5,639,607,000                                  | 5,639,607,000    |
| Share in the Gross Income Taxes paid by<br>all Businesses and Enterprises within the<br>ECOZONES pursuant to R.A. No. 7922 |                                | 4,751,000                                      | 4,751,000        |
| Share in Incremental Collections<br>from Value Added Tax pursuant to<br>R.A. Nos. 7643 and 8424                            |                                | 1,602,016,000                                  | 1,602,016,000    |
| <b>TOTAL NEW APPROPRIATIONS</b>  | P                              | 26,256,956,000                                 | P 26,256,956,000 |

#### New Appropriations, by Object of Expenditures (In Thousand Pesos)

Current Operating Expenditures

|  |                   |
|--|-------------------|
| Maintenance and Other Operating Expenses       |                   |
| Financial Assistance/Subsidy                   | 26,256,956        |
| Total Maintenance and Other Operating Expenses | 26,256,956        |
| <b>TOTAL NEW APPROPRIATIONS</b>                | <b>26,256,956</b> |

### C. LOCAL GOVERNMENT SUPPORT FUND

For financial subsidy to local government units, as indicated hereunder . . . . . P 17,964,996,000

#### New Appropriations, by Purpose

|                                 | Current Operating Expenditures |  |                 | Total                 |
|---------------------------------|--------------------------------|--|-----------------|-----------------------|
|                                 | Personnel Services             | Maintenance and Other Operating Expenses | Capital Outlays |                       |
| <b>TOTAL NEW APPROPRIATIONS</b> | P                              | <u>17,964,996,000</u>                    | P               | <u>17,964,996,000</u> |

#### **Special Provision(s)**

1. **Conditional Matching Grant to Provinces for Road and Bridge Rehabilitation, Upgrading and Improvement.** The amount of Five Hundred Million Pesos (P500,000,000) appropriated herein for the Conditional Matching Grant to Provinces (CMGP) shall be used for road and bridge rehabilitation, upgrading and improvement of the provinces identified hereunder:

| REGION        | PROVINCE                  | AMOUNT              |
|---------------|---------------------------|---------------------|
|               |                           | (In thousand pesos) |
| <u>CAR</u>    | <u>IFUGAO</u>             | <u>30,000</u>       |
| <u>II</u>     | <u>QUIRINO</u>            | <u>30,000</u>       |
| <u>III</u>    | <u>AURORA</u>             | <u>30,000</u>       |
|               | <u>BULACAN</u>            | <u>20,000</u>       |
|               | <u>ZAMBALES</u>           | <u>30,000</u>       |
| <u>IV-A</u>   | <u>CAVITE</u>             | <u>30,000</u>       |
|               | <u>RIZAL</u>              | <u>30,000</u>       |
| <u>VIII</u>   | <u>SOUTHERN LEYTE</u>     | <u>30,000</u>       |
| <u>X</u>      | <u>CAMIGUIN</u>           | <u>30,000</u>       |
|               | <u>LANAO DEL NORTE</u>    | <u>30,000</u>       |
|               | <u>MISAMIS OCCIDENTAL</u> | <u>30,000</u>       |
| <u>XI</u>     | <u>DAVAO DEL NORTE</u>    | <u>30,000</u>       |
|               | <u>DAVAO DEL SUR</u>      | <u>30,000</u>       |
| <u>CARAGA</u> | <u>AGUSAN DEL NORTE</u>   | <u>30,000</u>       |
|               | <u>SURIGAO DEL SUR</u>    | <u>30,000</u>       |
| <u>BARMM</u>  | <u>SULU</u>               | <u>30,000</u>       |
|               | <u>TAWI-TAWI</u>          | <u>30,000</u>       |
| <b>TOTAL</b>  |                           | <u>500,000</u>      |

(CONDITIONAL IMPLEMENTATION - President's Veto Message, December 30, 2021, Volume I-B, page 813, R.A. No. 11639)

2. **Financial Assistance to Local Government Units and Support for Capital Outlays and Social Programs.** The amount appropriated herein includes Five Billion Five Hundred Eighty Three Million Three Hundred Ninety Six Thousand Pesos (P5,583,396,000) for financial assistance to LGUs and Five Billion Seven Million Six Hundred Thousand Pesos (P5,007,600,000) for support for Capital Outlays and social programs to LGUs, except for LGUs under the BARMM, for the following projects: (i) construction, concreting, rehabilitation, repair or improvement of any of the following: (a) local roads and/or bridges; (b) public markets; (c) slaughterhouses;

(d) multi-purpose buildings/halls/facility including daycare center; (e) auditorium stage; (f) perimeter fence; (g) multi-purpose pavements; (h) drainage canals; (i) sea wall or river wall; (j) water system projects including level 1 or stand-alone water points; (k) evacuation centers; (l) public parks/eco-tourism parks; (m) fish ports; (n) post-harvest facilities composed of ice plant and cold storage facilities; and (o) protected bike lanes and better pedestrian infrastructure; (ii) purchase of ambulance, trucks, mini dump trucks, or multicabs; (iii) purchase of medical/rescue/disaster-related equipment; (iv) street lighting or barangay electrification; (v) purchase and installation of Closed-Circuit Television (CCTV) Surveillance System ; and (vi) assistance to indigent individuals or families in any of the following forms: (a) medical; (b) burial; (c) transportation; (d) food assistance; (e) cash for work; and (f) educational assistance.

Disbursement and utilization by the LGUs shall be subject to the pertinent provisions of R.A. No. 9184, applicable accounting, budgeting, and auditing rules and regulations, and such other guidelines to be issued for the purpose.

(CONDITIONAL IMPLEMENTATION - President's Veto Message, December 30, 2021, Volume I-B, page 813, R.A. No. 11639)

**3. Support to the Barangay Development Program of the National Task Force to End Local Communist Armed Conflict.** The amount of Five Billion Six Hundred Twenty Four Million Pesos (P5,624,000,000) appropriated herein shall be used for the implementation of various support programs of the National Task Force to End Local Communist Armed Conflict (NTF-ELCAC) for the One Thousand Four Hundred Six (1,406) cleared barangays as listed in the herein attached summary and certified by the NTF-ELCAC: *Provided*, That each cleared barangay shall be allocated with an amount not exceeding Twenty Million Pesos (P20,000,000) to be used for the following projects: (i) farm-to-market road; (ii) school building; (iii) water and sanitation system; (iv) health stations; and (v) electrification.

Release of funds shall be subject to the guidelines to be issued by the DBM, in coordination with the NTF-ELCAC.

(CONDITIONAL IMPLEMENTATION - President's Veto Message, December 30, 2021, Volume I-B, pages 813-814, R.A. No. 11639)

**4. Growth Equity Fund.** The amount of One Billion Two Hundred Fifty Million Pesos (P1,250,000,000) appropriated herein shall be used as financial assistance to the identified poor, disadvantaged, and lagging LGUs for the implementation of priority projects to gradually enable the full and efficient implementation of the functions and services of concerned local government units as provided under Section 17 of the Local Government Code.

(CONDITIONAL IMPLEMENTATION - President's Veto Message, December 30, 2021, Volume I-B, page 814, R.A. No. 11639)

**5. Availability of Financial Assistance to Local Government Units.** The amounts appropriated as financial assistance to LGUs shall be released during the fiscal year to be deposited in a trust fund and shall be made available for disbursement for the purpose specified until December 31, 2023.

After the end of validity period, any unreleased appropriations shall lapse, while undisbursed funds shall revert to the unappropriated surplus of the General Fund in accordance with Section 28, Chapter 4, Book VI of E.O. No. 292, s. 1987.

#### New Appropriations, by Purpose

|   | <u>Current Operating Expenditures</u> |   |                        |                         |
|---|---------------------------------------|---|------------------------|-------------------------|
|   | <u>Personnel Services</u>             | <u>Maintenance and<br/>Other Operating<br/>Expenses</u> | <u>Capital Outlays</u> | <u>Total</u>            |
| PROGRAMS  |                                       |   |                        |                         |
| Allocation to Local Government Units  |                                       |   |                        |                         |
| Local Government Support Fund   | P                                     | <u>17,964,996,000</u>                                   |                        | P <u>17,964,996,000</u> |
| Conditional Matching Grant to Provinces<br>for Road and Bridge Rehabilitation,<br>Upgrading and Improvement                       |                                       | 500,000,000   |                        | 500,000,000             |
| Financial Assistance to Local<br>Government Units and Support for<br>Capital Outlays and Social Programs                          |                                       | 10,590,996,000  |                        | 10,590,996,000          |
| Support to the Barangay Development<br>Program of the National Task Force<br>to End Local Communist Armed Conflict<br>(NTF-ELCAC) |                                       | 5,624,000,000   |                        | 5,624,000,000           |
| Growth Equity Fund  |                                       | <u>1,250,000,000</u>                                    |                        | <u>1,250,000,000</u>    |
| TOTAL NEW APPROPRIATIONS  | P                                     | <u>17,964,996,000</u>                                   | P                      | <u>17,964,996,000</u>   |

#### New Appropriations, by Object of Expenditures (In Thousand Pesos)

#### Current Operating Expenditures



|  |                   |
|--|-------------------|
| Maintenance and Other Operating Expenses       |                   |
| Financial Assistance/Subsidy                   | 17,964,996        |
| Total Maintenance and Other Operating Expenses | 17,964,996        |
| <b>TOTAL NEW APPROPRIATIONS</b>                | <b>17,964,996</b> |

**D. SPECIAL SHARES OF LOCAL GOVERNMENT UNITS IN THE PROCEEDS OF FIRE CODE FEES**

For the operation and maintenance of local fire stations, as indicated hereunder . . . . . P 629,492,000

New Appropriations, by Purpose

| Current Operating Expenditures  |  |                 |                      |
|---------------------------------|--|-----------------|----------------------|
| Personnel Services              | Maintenance and<br>Other Operating<br>Expenses | Capital Outlays | Total                |
|                                 |  |                 |                      |
|                                 |  |                 |                      |
|                                 |  |                 |                      |
| <b>TOTAL NEW APPROPRIATIONS</b> | P <u>629,492,000</u>                           |                 | P <u>629,492,000</u> |

**Special Provision(s)**

1. **Use and Release of Local Government Unit Shares in the Fire Code Fees.** The amount of Six Hundred Twenty Nine Million Four Hundred Ninety Two Thousand Pesos (P629,492,000) appropriated herein for the LGU shares in the taxes, fees and fines collected by the Bureau of Fire Protection pursuant to Section 13 of R.A. No. 9514 shall be used by the LGUs for the operation and maintenance of local fire stations. The amounts shall be released in accordance with DOF-DBM-DILG J.C. No. 2015-1 dated February 12, 2015.

New Appropriations, by Purpose

| Current Operating Expenditures   |  |                 |                      |
|--|--|-----------------|----------------------|
| Personnel Services   | Maintenance and<br>Other Operating<br>Expenses | Capital Outlays | Total                |
|  |  |                 |                      |
|  |  |                 |                      |
|  |  |                 |                      |
| <b>PROGRAMS</b>  |  |                 |                      |
| Allocation to Local Government Units                                     |  |                 |                      |
| Special Shares of LGUs in the<br>Proceeds of Fire Code Fees              | P <u>629,492,000</u>                           |                 | P <u>629,492,000</u> |
| Share in Fire Code Fees pursuant to<br>R.A. No. 9514 (Revised Fire Code) | <u>629,492,000</u>                             |                 | <u>629,492,000</u>   |
| <b>TOTAL NEW APPROPRIATIONS</b>  | P <u>629,492,000</u>                           |                 | P <u>629,492,000</u> |

New Appropriations, by Object of Expenditures  
(In Thousand Pesos)

## Current Operating Expenditures

## Maintenance and Other Operating Expenses

Financial Assistance/Subsidy 629,492

|  |         |
|--|---------|
| TOTAL MAINTENANCE AND OTHER OPERATING EXPENSES | 629,492 |
| TOTAL NEW APPROPRIATIONS                       | 629,492 |

**E. BARANGAY OFFICIALS DEATH BENEFITS**

For payment of death benefits of barangay officials who died during their term of office as indicated hereunder . . . . . P 50,000,000

New Appropriations, by Purpose

|                          | Current Operating Expenditures |  |                     | Total |
|--------------------------|--------------------------------|--|---------------------|-------|
|                          | Personnel Services             | Maintenance and Other Operating Expenses | Capital Outlays     |       |
| TOTAL NEW APPROPRIATIONS | P <u>50,000,000</u>            |  | P <u>50,000,000</u> |       |

**Special Provision(s)**

1. **Payment of Barangay Officials Death Benefits.** The amount of Fifty Million Pesos (P50,000,000) appropriated herein shall be used for the payment of death benefits to barangay officials, namely: the punong barangay, regular and ex-officio members of the sangguniang barangay, including Indigenous People representatives, barangay secretary and treasurer, who died during their term of office.

Release of funds shall be made through the DILG.

New Appropriations, by Purpose

|   | Current Operating Expenditures |  |                     | Total             |
|---|--------------------------------|--|---------------------|-------------------|
|   | Personnel Services             | Maintenance and Other Operating Expenses | Capital Outlays     |                   |
| PROGRAMS  |                                |  |                     |                   |
| Allocation to Local Government Units  |                                |  |                     |                   |
| Barangay Officials Death Benefits   | P <u>50,000,000</u>            |  | P <u>50,000,000</u> |                   |
| For payment of Death Benefits of<br>Barangay Officials Namely: the Punong Barangay,<br>Regular and Ex-officio Members of the<br>Sangguniang Barangay, including Indigenous People<br>Representatives, Barangay Secretary and Treasurer,<br>who died during their term of office |                                | <u>50,000,000</u>                        |                     | <u>50,000,000</u> |
| TOTAL NEW APPROPRIATIONS  | P <u>50,000,000</u>            |  | P <u>50,000,000</u> |                   |

New Appropriations, by Object of Expenditures

(In Thousand Pesos)

## Current Operating Expenditures

## Maintenance and Other Operating Expenses

Financial Assistance/Subsidy 50,000

|  |               |
|--|---------------|
| Total Maintenance and Other Operating Expenses | 50,000        |
| <b>TOTAL NEW APPROPRIATIONS</b>                | <b>50,000</b> |

**F. BANGSAMORO AUTONOMOUS REGION IN MUSLIM MINDANAO**

For financial subsidy to local government units, as indicated hereunder . . . . . P 7,788,032,000

New Appropriations, by Purpose

|                                 | Current Operating Expenditures |  |                        |
|---------------------------------|--------------------------------|--|------------------------|
|                                 | Personnel Services             | Maintenance and<br>Other Operating<br>Expenses | Capital Outlays        |
|                                 |                                |  | Total                  |
| <b>TOTAL NEW APPROPRIATIONS</b> | P <u>7,788,032,000</u>         |  | P <u>7,788,032,000</u> |

**Special Provision(s)**

1. **Annual Block Grant.** The amount of Sixty Six Billion Nine Hundred Sixty Three Million Six Hundred Thirty Five Thousand Pesos (P66,963,635,000) is automatically appropriated for the share of the BARMM in the national internal revenue tax collections of the BIR and the collections of the BOC in accordance with Sections 15 to 18, Article XII of R.A. No. 11054.

2. **Special Development Fund.** The amount of Five Billion Pesos (P5,000,000,000) is appropriated for the rebuilding, rehabilitation, and development of the conflict-affected communities in the BARMM in accordance with Section 2, Article XIV of R.A. No. 11054.

Release of funds shall be subject to submission of the Bangsamoro Development Plan (BDP) adopted by the Bangsamoro Government, and the utilization thereof shall be in accordance with the BDP, as provided in Section 6, Article XIII of R.A. No. 11054.

3. **Share in Taxes, Fees and Charges Collected in the Bangsamoro Autonomous Region.** The amount of Two Billion Seven Hundred Eighty Eight Million Thirty Two Thousand Pesos (P2,788,032,000) appropriated herein for the shares of the BARMM in taxes, fees and charges under Section 10, Article XII of R.A. No. 11054 shall be subject to the following:

- Allocation - in accordance with Section 10(a) and (b), Article XII of R.A. No. 11054, which states that twenty-five percent (25%) shall pertain to the National Government share and seventy-five percent (75%) shall be the share of the Bangsamoro Government, inclusive of the shares of the constituent LGUs: *Provided* That for the first ten (10) years from the effectivity of the said law, the twenty-five percent (25%) share of the National Government shall accrue to the Bangsamoro Government; and
- Release - upon certification of actual collections by the revenue collecting agencies concerned and remittance to the BTr.

4. **Direct Release of Bangsamoro Autonomous Region in Muslim Mindanao Shares.** The amount of shares appropriated herein shall be released directly by the BTr to the BARMM Government through an authorized government servicing bank, subject to cash programming by the National Government.

New Appropriations, by Purpose

|  | Current Operating Expenditures |  |                        |
|--|--------------------------------|--|------------------------|
|  | Personnel Services             | Maintenance and<br>Other Operating<br>Expenses | Capital Outlays        |
|  |                                |  | Total                  |
| <b>PROGRAMS</b>                                    |                                |  |                        |
| Allocation to Local Government Units               |                                |  |                        |
| Bangsamoro Autonomous Region<br>in Muslim Mindanao | P <u>7,788,032,000</u>         |  | P <u>7,788,032,000</u> |
| Special Development Fund                           |                                | 5,000,000,000                                  | 5,000,000,000          |

|                                 |                                      |                                      |
|---------------------------------|--------------------------------------|--------------------------------------|
| Share in National Taxes         | <u>2,788,032,000</u>                 | <u>2,788,032,000</u>                 |
| <b>TOTAL NEW APPROPRIATIONS</b> | <b>P <u><u>7,788,032,000</u></u></b> | <b>P <u><u>7,788,032,000</u></u></b> |

New Appropriations, by Object of Expenditures  
(In Thousand Pesos)

Current Operating Expenditures

|   |  |                         |
|---|--|-------------------------|
| Maintenance and Other Operating Expenses              |  |                         |
| Financial Assistance/Subsidy                          |  | <u>7,788,032</u>        |
| <b>TOTAL MAINTENANCE AND OTHER OPERATING EXPENSES</b> |  | <u>7,788,032</u>        |
| <b>TOTAL NEW APPROPRIATIONS</b>                       |  | <u><u>7,788,032</u></u> |

**GENERAL SUMMARY**  
**ALLOCATIONS TO LOCAL GOVERNMENT UNITS**

|  | <u>Current Operating Expenditures</u> |   |                        |                         |
|--|---------------------------------------|---|------------------------|-------------------------|
|  | <u>Personnel Services</u>             | <u>Maintenance and<br/>Other Operating<br/>Expenses</u> | <u>Capital Outlays</u> | <u>Total</u>            |
| A. METROPOLITAN MANILA DEVELOPMENT AUTHORITY                       | P 58,941,000                          | P 2,929,299,000   | P 2,683,798,000        | P 5,672,038,000         |
| B. SPECIAL SHARES OF LGUS IN THE PROCEEDS OF NATIONAL TAXES        |                                       | 26,256,956,000  |                        | 26,256,956,000          |
| C. LOCAL GOVERNMENT SUPPORT FUND                                   |                                       | 17,964,996,000  |                        | 17,964,996,000          |
| D. SPECIAL SHARES OF LGUS IN THE PROCEEDS OF FIRE CODE FEES        |                                       | 629,492,000   |                        | 629,492,000             |
| E. BARANGAY OFFICIALS DEATH BENEFITS                               |                                       | 50,000,000  |                        | 50,000,000              |
| F. BANGSAMORO AUTONOMOUS REGION IN MUSLIM MINDANAO (BARMM)         |                                       | 7,788,032,000   |                        | 7,788,032,000           |
| TOTAL NEW APPROPRIATIONS, ALLOCATIONS TO LOCAL<br>GOVERNMENT UNITS | P <u>58,941,000</u>                   | P <u>55,618,775,000</u>                                 | P <u>2,683,798,000</u> | P <u>58,361,514,000</u> |

**XXXVIII. CONTINGENT FUND**

Fund subsidies for contingencies ..... P 7,000,000,000

**New Appropriations, by Purpose**

|                          | <u>Current Operating Expenditures</u> |   |                        |              |
|--------------------------|---------------------------------------|---|------------------------|--------------|
|                          | <u>Personnel Services</u>             | <u>Maintenance and<br/>Other Operating<br/>Expenses</u> | <u>Capital Outlays</u> | <u>Total</u> |
| TOTAL NEW APPROPRIATIONS | P 4,500,000,000                       | P 2,500,000,000   | P 7,000,000,000        |              |

**Special Provision(s)**

1. **Contingent Fund.** The amount of Seven Billion Pesos (P7,000,000,000) appropriated herein shall cover the funding requirements of new or urgent activities or projects of national government agencies, GOCCs, and LGUs that need to be implemented or paid during the year, such as, but not limited to the following: (i) legal obligation of the government arising from final and executory decisions of competent authorities, such as compromise agreements, arbitral awards, mediation settlement agreement, and professional services in connection thereto; (ii) requirements of newly created offices; or (iii) deficiencies in the appropriations for local and external travels of the President of the Philippines.

In no case shall this Fund be used for the purchase of motor vehicles, including any improvements thereon.

Release of funds shall be made directly to the agencies concerned, except for GOCCs and LGUs which shall be made through the BTr, subject to the approval by the President of the Philippines, other than payment resulting from final and executory decisions of competent authorities, which shall be subject to the approval of the DBM.

The DBM shall include information on the releases from the Contingent Fund in its quarterly and annual reports submitted to Congress.

**New Appropriations, by Purpose**

|                                  | <u>Current Operating Expenditures</u> |   |                        |                      |   |                      |
|----------------------------------|---------------------------------------|---|------------------------|----------------------|---|----------------------|
|                                  | <u>Personnel Services</u>             | <u>Maintenance and<br/>Other Operating<br/>Expenses</u> | <u>Capital Outlays</u> | <u>Total</u>         |   |                      |
| <b>PROGRAMS</b>                  |                                       |   |                        |                      |   |                      |
| Purpose(s)                       |                                       |   |                        |                      |   |                      |
| Contingent Fund                  |                                       |   |                        |                      |   |                      |
| Fund Subsidies for Contingencies | P                                     | <u>4,500,000,000</u>                                    | P                      | <u>2,500,000,000</u> | P | <u>7,000,000,000</u> |
| Sub-total, Purpose(s)            |                                       | <u>4,500,000,000</u>                                    | <u>2,500,000,000</u>   | <u>7,000,000,000</u> |   |                      |
| <b>TOTAL NEW APPROPRIATIONS</b>  | P                                     | <u>4,500,000,000</u>                                    | P                      | <u>2,500,000,000</u> | P | <u>7,000,000,000</u> |

**New Appropriations, by Object of Expenditures**

(In Thousand Pesos)

**Current Operating Expenditures****Maintenance and Other Operating Expenses**

|  |                         |
|--|-------------------------|
| Financial Assistance/Subsidy                   | <u><u>4,500,000</u></u> |
| Total Maintenance and Other Operating Expenses | <u><u>4,500,000</u></u> |
| Total Current Operating Expenditures           | <u><u>4,500,000</u></u> |

|                                      |                         |
|--------------------------------------|-------------------------|
| Capital Outlays                      |                         |
| Property, Plant and Equipment Outlay |                         |
| Infrastructure Outlay                | <u>2,500,000</u>        |
| Total Capital Outlays                | <u>2,500,000</u>        |
| TOTAL NEW APPROPRIATIONS             | <u><u>7,000,000</u></u> |

GENERAL SUMMARY  
CONTINGENT FUND

|   | <u>Current Operating Expenditures</u> |   |                        |                      |
|---|---------------------------------------|---|------------------------|----------------------|
|   | <u>Personnel Services</u>             | <u>Maintenance and<br/>Other Operating<br/>Expenses</u> | <u>Capital Outlays</u> | <u>Total</u>         |
| A. CONTINGENT FUND                        | P                                     | <u>4,500,000,000</u>                                    | P                      | <u>2,500,000,000</u> |
| TOTAL NEW APPROPRIATIONS, CONTINGENT FUND | P                                     | <u>4,500,000,000</u>                                    | P                      | <u>2,500,000,000</u> |



**XXXIX. MISCELLANEOUS PERSONNEL BENEFITS FUND**

For payment of miscellaneous personnel benefits to or on behalf of national government officials and employees . . . . . P 27,718,939,000

New Appropriations, by Purpose

|                          | <u>Current Operating Expenditures</u> |   |                        |                  |
|--------------------------|---------------------------------------|---|------------------------|------------------|
|                          | <u>Personnel Services</u>             | <u>Maintenance and<br/>Other Operating<br/>Expenses</u> | <u>Capital Outlays</u> | <u>Total</u>     |
| TOTAL NEW APPROPRIATIONS | P 27,518,939,000                      | P 200,000,000   |                        | P 27,718,939,000 |

**Special Provision(s)**

1. **Payment of Personnel Benefits.** The amount of Twenty Seven Billion Five Hundred Eighteen Million Nine Hundred Thirty Nine Thousand Pesos (P27,518,939,000) appropriated herein for the payment of personnel benefits shall be used for deficiencies in authorized salaries, bonuses, allowances, associated premiums and other similar personnel benefits of National Government personnel, including salary adjustment of nurses and Personnel Services requirements for the filling and creation of positions as may be authorized by law, the President of the Philippines, or the DBM. Of this amount, Seven Hundred Twenty Three Million Eight Hundred Thirty Four Thousand Pesos (P723,834,000) shall cover the increase in government counterpart contributions to PhilHealth pursuant to R.A. No. 11223.

Release of funds shall be subject to the determination by the DBM that the Personnel Services requirements cannot be accommodated within the agency's Personnel Services appropriations as authorized under Section 53 of the General Provisions of this Act.

(CONDITIONAL IMPLEMENTATION - President's Veto Message, December 30, 2021, Volume I-B, page 814, R.A. No. 11639)

2. **Implementation of National Budget Circular (NBC) No. 461.** The amount of One Hundred Million Pesos (P100,000,000) appropriated herein shall be used for the implementation of Cycle 8 and Cycle 9 periods of NBC No. 461: *Provided*, That the existing NBC No. 461 implementing guidelines shall be used for the Cycle 8 promotion. Any new guidelines shall be prospectively applied.

The amounts appropriated under the Miscellaneous Personnel Benefits Fund may be used to augment any deficiency in the amount authorized for the implementation of NBC No. 461. (CONDITIONAL IMPLEMENTATION - President's Veto Message, December 30, 2021, Volume I-B, page 814, R.A. No. 11639)

3. **Legal Defense Fund.** The amount of Two Hundred Million Pesos (P200,000,000) appropriated herein for the Legal Defense Fund shall be used for the actual expenses, including payment of premiums for posting of bail bonds and cash advance for expense of officials and employees of departments, bureaus and offices, in relation to the defense of administrative, civil or criminal cases filed against them in courts for acts committed in the performance of their actual functions.

The claims that may be charged against this Fund shall include the claims duly filed starting FY 2016, which have not been released without the fault of the claimant, and limited to the amounts provided in the guidelines issued for this purpose. The maximum allowable amounts shall be applied per case and consolidated cases shall be considered as one case.

The amount of legal expenses charged against this Fund shall be refunded to the government when the claimant is found guilty by final judgment by the Court in relation to the offense charged.

Implementation of this special provision shall be subject to the provisions of N.B.C. No. 566 dated December 15, 2016, as amended by N.B.C. No. 582 dated December 29, 2020, and such other guidelines issued thereon.

New Appropriations, by Purpose

| Current Operating Expenditures |  |                 |       |
|--------------------------------|--|-----------------|-------|
| Personnel Services             | Maintenance and<br>Other Operating<br>Expenses | Capital Outlays | Total |

**PROGRAMS**

## Purpose(s)

## Miscellaneous Personnel Benefits Fund

|   |   |                |   |                |
|---|---|----------------|---|----------------|
| 1. Performance-Based Bonus  | P | 10,000,000,000 | P | 10,000,000,000 |
| 2. Funding Requirements for the Filling up<br>of Unfilled Positions |   | 9,207,802,000  |   | 9,207,802,000  |

|   |                         |                         |
|---|-------------------------|-------------------------|
| 3. Legal Defense Fund   | 200,000,000             | 200,000,000             |
| 4. For Payment of Other Personnel Benefits  | 183,301,000             | 183,301,000             |
| 5. Funding Requirements for Staffing Modifications and Upgrading of Salaries            | 4,009,404,000           | 4,009,404,000           |
| 6. Funding Requirements for Human Resources for Health Deployment                       | 3,269,598,000           | 3,269,598,000           |
| 7. Funding Requirements for Staffing Modifications and Upgrading of Salaries, UP Manila | 25,000,000              | 25,000,000              |
| 8. Funding Requirements for the implementation of National Budget Circular No. 461      | 100,000,000             | 100,000,000             |
| 9. For Payment of Contributions to Philippine Health Insurance Corporation              | 723,834,000             | 723,834,000             |
| Sub-total, Purpose(s)   | 27,518,939,000          | 27,718,939,000          |
| <b>TOTAL NEW APPROPRIATIONS</b>   | <b>P 27,518,939,000</b> | <b>P 27,718,939,000</b> |

New Appropriations. by Object of Expenditures  
(In Thousand Pesos)

Current Operating Expenditures

Personnel Services

Civilian Personnel

Other Compensation Common to All

|                         |            |
|-------------------------|------------|
| Overtime Pay            | 141,343    |
| Performance Based Bonus | 10,000,000 |
| Step Increment          | 41,958     |

|  |            |
|--|------------|
| Total Other Compensation Common to All | 10,183,301 |
|--|------------|

Other Compensation for Specific Groups

|  |           |
|--|-----------|
| Lump-sum for filling of Positions - Civilian | 9,207,802 |
| Lump-sum for Personnel Services              | 4,134,404 |

|  |            |
|--|------------|
| Total Other Compensation for Specific Groups | 13,342,206 |
|--|------------|

Other Benefits

|                          |         |
|--------------------------|---------|
| PhilHealth Contributions | 723,834 |
|--------------------------|---------|

|                      |         |
|----------------------|---------|
| Total Other Benefits | 723,834 |
|----------------------|---------|

|                         |           |
|-------------------------|-----------|
| Non-Permanent Positions | 3,269,598 |
|-------------------------|-----------|

|                          |            |
|--------------------------|------------|
| Total Personnel Services | 27,518,939 |
|--------------------------|------------|

Maintenance and Other Operating Expenses

|                       |         |
|-----------------------|---------|
| Professional Services | 200,000 |
|-----------------------|---------|

|  |                          |
|--|--------------------------|
| Total Maintenance and Other Operating Expenses | <u>200,000</u>           |
| Total Current Operating Expenditures           | <u>27,718,939</u>        |
| TOTAL NEW APPROPRIATIONS                       | <u><u>27,718,939</u></u> |

**GENERAL SUMMARY  
MISCELLANEOUS PERSONNEL BENEFITS FUND**

|  | <u>Current Operating Expenditures</u> |   |                        |                                |
|--|---------------------------------------|---|------------------------|--------------------------------|
|  | <u>Personnel Services</u>             | <u>Maintenance and<br/>Other Operating<br/>Expenses</u> | <u>Capital Outlays</u> | <u>Total</u>                   |
| A. MISCELLANEOUS PERSONNEL BENEFITS FUND                           | P <u>27,518,939,000</u>               | P <u>200,000,000</u>                                    |                        | P <u>27,718,939,000</u>        |
| TOTAL NEW APPROPRIATIONS, MISCELLANEOUS PERSONNEL<br>BENEFITS FUND | P <u><u>27,518,939,000</u></u>        | P <u><u>200,000,000</u></u>                             |                        | P <u><u>27,718,939,000</u></u> |

**XL. NATIONAL DISASTER RISK REDUCTION AND MANAGEMENT FUND**

For aid, relief and rehabilitation services to communities/areas affected by human-induced and natural calamities, and repair and reconstruction of permanent structures, including other capital expenditures for disaster operation, and rehabilitation activities, as indicated hereunder . . . . . P 20,000,000,000

**New Appropriations, by Purpose**

|                                 | <u>Current Operating Expenditures</u> |   |                                |
|---------------------------------|---------------------------------------|---|--------------------------------|
|                                 | <u>Personnel Services</u>             | <u>Maintenance and<br/>Other Operating<br/>Expenses</u> | <u>Capital Outlays</u>         |
|                                 |                                       |   | <u>Total</u>                   |
| <b>TOTAL NEW APPROPRIATIONS</b> |                                       | P <u><u>6,898,846,000</u></u>                           | P <u><u>13,101,154,000</u></u> |
|                                 |                                       |   | P <u><u>20,000,000,000</u></u> |

**Special Provision(s)**

1. **National Disaster Risk Reduction and Management Program.** The amount of Nineteen Billion Pesos (P19,000,000,000) appropriated herein for Purposes 1 and 2 may be used for, and released in accordance with the following:

- (a) Reconstruction, rehabilitation, repair, aid, relief and other works or services, including pre-disaster activities, in connection with the occurrence of natural or human-induced calamities, epidemics as declared by the DOH, crises resulting from armed conflicts, insurgency, terrorism, and other catastrophes occurring in the current or two (2) preceding years, subject to the approval of the President of the Philippines who may take into consideration the recommendation of the National Disaster Risk Reduction and Management Council (NDRRMC) for local disasters or the appropriate agency for the international crises. The NDRRMC shall consider the donations or grants received by agencies in support of calamities in making the foregoing recommendation.

Reconstruction or rehabilitation projects shall be implemented by the appropriate department, agency, or LGUs with the capability to implement the projects concerned and subject to the guidelines provided under Section 94 of the General Provisions of this Act; and

- (b) Additional funding source to the Quick Response Fund (QRF) of the implementing agency concerned when the balance thereof has reached fifty percent (50%), subject to the approval of the DBM, copy furnished the NDRRMC.

2. **Quick Response Fund.** The QRF allocations authorized in this Act shall be exclusively limited to those under the budgets of the following agencies:

|              |   |                             |
|--------------|---|-----------------------------|
| DA - OSEC    | P | 1,000,000,000               |
| DepEd - OSEC |   | 2,000,000,000               |
| DOH - OSEC   |   | 500,000,000                 |
| DILG - BFP   |   | 50,000,000                  |
| DILG - PNP   |   | 50,000,000                  |
| DND - OCD    |   | 500,000,000                 |
| DPWH - OSEC  |   | 1,000,000,000               |
| DSWD - OSEC  |   | 1,250,000,000               |
| <b>TOTAL</b> | P | <u><u>6,350,000,000</u></u> |

3. **Marawi Recovery, Rehabilitation and Reconstruction Program.** The amount of One Billion Pesos (P1,000,000,000) appropriated herein under Purpose 3 shall be used for recovery, rehabilitation, reconstruction, aid and relief projects as identified by the Task Force Bangon Marawi, in Marawi City and other affected areas in connection with the occurrence of armed conflicts, particularly the Marawi siege.

Infrastructure projects under this Program shall be implemented by the appropriate agency.

Release of funds shall be made directly to the implementing agencies in accordance with the approval of the President of the Philippines who may take into consideration the recommendation of the NDRRMC.

4. **Reporting and Posting Requirements.** The submission of the quarterly reports on its financial and physical accomplishments shall be in accordance with Section 99 of the General Provisions of this Act.

5. **Appropriations under the National Disaster Risk Reduction and Management Fund.** Modification of allotment within the purposes authorized herein shall be subject to the approval of the DBM.

New Appropriations, by Purpose

|  | <u>Current Operating Expenditures</u> |   |                         |                         |
|--|---------------------------------------|---|-------------------------|-------------------------|
|  | <u>Personnel Services</u>             | <u>Maintenance and<br/>Other Operating<br/>Expenses</u> | <u>Capital Outlays</u>  | <u>Total</u>            |
| <b>PROGRAMS</b>  |                                       |   |                         |                         |
| Purpose(s)   |                                       |   |                         |                         |
| National Disaster Risk Reduction and Management Fund   |                                       |   |                         |                         |
| 1. Aid, Relief and Rehabilitation Services to<br>Communities/Areas Affected by Calamities,<br>including Training of Personnel, and Other<br>Pre-disaster Activities    | P                                     | 6,298,846,000   | P                       | P 6,298,846,000         |
| 2. Repair and Reconstruction of Permanent<br>Structures, including Capital Expenditures<br>for Pre-disaster Operations, Rehabilitation<br>and Other Related Activities |                                       |   | 12,701,154,000          | 12,701,154,000          |
| 3. Marawi Recovery, Rehabilitation and<br>Reconstruction Program   |                                       | <u>600,000,000</u>                                      | <u>400,000,000</u>      | <u>1,000,000,000</u>    |
| Sub-total, Purpose(s)  |                                       | <u>6,898,846,000</u>                                    | <u>13,101,154,000</u>   | <u>20,000,000,000</u>   |
| TOTAL NEW APPROPRIATIONS   | P                                     | <u>6,898,846,000</u>                                    | P <u>13,101,154,000</u> | P <u>20,000,000,000</u> |

New Appropriations, by Object of Expenditures  
(In Thousand Pesos)

## Current Operating Expenditures

|  |                   |
|--|-------------------|
| Maintenance and Other Operating Expenses       |                   |
| Financial Assistance/Subsidy                   | 6,898,846         |
| Total Maintenance and Other Operating Expenses | 6,898,846         |
| Total Current Operating Expenditures           | 6,898,846         |
| Capital Outlays                                |                   |
| Property, Plant and Equipment Outlay           |                   |
| Infrastructure Outlay                          | 13,101,154        |
| Total Capital Outlays                          | 13,101,154        |
| <b>TOTAL NEW APPROPRIATIONS</b>                | <u>20,000,000</u> |

**GENERAL SUMMARY**  
**NATIONAL DISASTER RISK REDUCTION AND MANAGEMENT FUND**

|   | <u>Current Operating Expenditures</u> |   |                                |                                |
|---|---------------------------------------|---|--------------------------------|--------------------------------|
|   | <u>Personnel Services</u>             | <u>Maintenance and<br/>Other Operating<br/>Expenses</u> | <u>Capital Outlays</u>         | <u>Total</u>                   |
| A. NATIONAL DISASTER RISK REDUCTION AND MANAGEMENT FUND                           | P                                     | <u>6,898,846,000</u>                                    | P <u>13,101,154,000</u>        | P <u>20,000,000,000</u>        |
| TOTAL NEW APPROPRIATIONS, NATIONAL DISASTER RISK REDUCTION AND<br>MANAGEMENT FUND | P                                     | <u><u>6,898,846,000</u></u>                             | P <u><u>13,101,154,000</u></u> | P <u><u>20,000,000,000</u></u> |

**XLI. PENSION AND GRATUITY FUND**

For payment of pension and retirement gratuity and terminal leave benefits, including separation benefits and/or incentives, as indicated hereunder . . . . . P 183,944,069,000

**New Appropriations, by Purpose**

|                                 | <u>Current Operating Expenditures</u> |   |                        | <u>Total</u>             |
|---------------------------------|---------------------------------------|---|------------------------|--------------------------|
|                                 | <u>Personnel Services</u>             | <u>Maintenance and<br/>Other Operating<br/>Expenses</u> | <u>Capital Outlays</u> |                          |
| <b>TOTAL NEW APPROPRIATIONS</b> | P <u>183,907,958,000</u>              | P <u>36,111,000</u>                                     |                        | P <u>183,944,069,000</u> |

**Special Provision(s)**

1. **Pension and Gratuity Fund.** The amount of One Hundred Eighty Three Billion Nine Hundred Forty Four Million Sixty Nine Thousand Pesos (P183,944,069,000) appropriated herein shall cover the payment of the following:

- (a) Pension of: (i) AFP retirees; (ii) war or military veterans of the DND; (iii) retired uniformed personnel of the DILG, Police Constabulary-Integrated National Police (PC-INP), NAMRIA and Philippine Coast Guard; (iv) Total Administrative Disability (TAD) pension arrears to surviving heirs of deceased veterans; and (v) other retirees of the National Government;
- (b) Retirement benefits of: (i) optional retirees of the National Government; (ii) retired personnel of GOCCs, which are financially unable to pay said benefits, subject to the submission of the streamlining program and measures that will enhance efficiency and effectiveness; and (iii) personnel devolved to LGUs in accordance with N.B.C. Nos. 429 and 429-A dated September 30, 1993 and December 29, 1993, respectively;
- (c) Separation benefits or incentives of affected personnel pursuant to the implementation of: (i) reorganization, streamlining, rightsizing, merger/consolidation, abolition, privatization, and other forms of organizational restructuring authorized under applicable laws, rules and regulations; (ii) full devolution of certain functions of the Executive Branch to LGUs pursuant to E.O. No. 138, s. 2021; and (iii) abolition of the Autonomous Regional Government in Muslim Mindanao pursuant to R.A. No. 11054;
- (d) Monetization of leave credits of National Government personnel and transferred leave credits of National Government personnel devolved to the LGUs in accordance with R.A. No. 7160, as implemented by E.O. No. 503, s. 1992 and N.B.C. Nos. 429 and 429-A; and
- (e) Other deficiencies in the authorized appropriations for retirement and terminal leave benefits.

In no case shall this Fund be used to pay any additional compensation component of pension or retirement and terminal leave benefits, such as year-end bonus, cash gifts, bonuses, per diems, allowances, overtime pay or such other benefits, unless otherwise specifically authorized under existing laws.

(CONDITIONAL IMPLEMENTATION - President's Veto Message, December 30, 2021, Volume I-B, page 814, R.A. No. 11639)

2. **Retirement Benefits and Pension Differentials of Philippine Constabulary - Integrated National Police Retirees.** The payment of retirement benefits and pension differential of the PC-INP retirees pursuant to the Supreme Court Decision in DBM vs. Manila's Finest Retirees Association, Inc., G.R. No. 169466 promulgated on May 9, 2007 shall be based on the list of eligible PC-INP retirees with the corresponding computation of their respective retirement benefits and pensions. Said list shall be duly authenticated by the PNP and submitted to the DBM for validation of computed benefits. The computation shall exclude retirement benefits and pension previously paid to, or currently being received by, said retirees.

3. **Release of Funds.** Release of funds shall be made directly to the agencies concerned except for GOCCs and LGUs which shall be made through the BTr.

**New Appropriations, by Purpose**

| PROGRAMS  | Current Operating Expenditures |  |                 |                 |
|---|--------------------------------|--|-----------------|-----------------|
|   | Personnel Services             | Maintenance and<br>Other Operating<br>Expenses | Capital Outlays | Total           |
|   |                                |  |                 |                 |
| Purpose(s)  |                                |  |                 |                 |
| Pension and Gratuity Fund                                   |                                |  |                 |                 |
| 1. For payment of pension                                   | P                              | 165,593,412,000                                | P               | 165,593,412,000 |
| 2. For payment of retirement and terminal<br>leave benefits |                                | 17,364,546,000                                 | 24,330,000      | 17,388,876,000  |



|   |                          |                     |                          |
|---|--------------------------|---------------------|--------------------------|
| 3. For Payment of separation benefits and/or incentives | 950,000,000              |                     | 950,000,000              |
| 4. For payment of monetization of leave credits         |                          | 11,781,000          | 11,781,000               |
| Sub-total, Purpose(s)                                   | 183,907,958,000          | 36,111,000          | 183,944,069,000          |
| <b>TOTAL NEW APPROPRIATIONS</b>                         | <b>P 183,907,958,000</b> | <b>P 36,111,000</b> | <b>P 183,944,069,000</b> |

**New Appropriations, by Object of Expenditures**

(In Thousand Pesos)

**Current Operating Expenditures****Personnel Services****Civilian Personnel****Other Compensation for Specific Groups****Other Personnel Benefits**

950,000

**Total Other Compensation for Specific Groups**

950,000

**Other Benefits****Retirement Gratuity**

895,023

**Terminal Leave**

6,407,032

**Total Other Benefits**

7,302,055

**Other Personnel Benefits****Pension, Civilian Personnel**

1,601,614

**Total Other Personnel Benefits**

1,601,614

**Military/Uniformed Personnel****Other Benefits****Retirement Gratuity**

4,304,889

**Terminal Leave**

5,757,602

**Total Other Benefits**

10,062,491

**Other Personnel Benefits****Pension, Military/Uniformed Personnel**

153,133,905

**Pension, Veterans**

10,857,893

**Total Other Personnel Benefits**

163,991,798

**Total Personnel Services**

183,907,958

**Maintenance and Other Operating Expenses****Financial Assistance/Subsidy**

36,111

**Total Maintenance and Other Operating Expenses**

36,111

**Total Current Operating Expenditures**

183,944,069

**TOTAL NEW APPROPRIATIONS**

183,944,069

**GENERAL SUMMARY  
PENSION AND GRATUITY FUND**

|   | <u>Current Operating Expenditures</u> |   |                        |                                 |
|---|---------------------------------------|---|------------------------|---------------------------------|
|   | <u>Personnel Services</u>             | <u>Maintenance and<br/>Other Operating<br/>Expenses</u> | <u>Capital Outlays</u> | <u>Total</u>                    |
| A. PENSION AND GRATUITY FUND                        | P <u>183,907,958,000</u>              | P <u>36,111,000</u>                                     |                        | P <u>183,944,069,000</u>        |
| TOTAL NEW APPROPRIATIONS, PENSION AND GRATUITY FUND | P <u><u>183,907,958,000</u></u>       | P <u><u>36,111,000</u></u>                              |                        | P <u><u>183,944,069,000</u></u> |

**XLII. UNPROGRAMMED APPROPRIATIONS**

For fund requirements in accordance with the purposes indicated hereunder . . . . . P 251,639,197,000

**New Appropriations, by Purpose**

|                                 | Current Operating Expenditures |  |                         |                          |
|---------------------------------|--------------------------------|--|-------------------------|--------------------------|
|                                 | Personnel Services             | Maintenance and Other Operating Expenses | Capital Outlays         | Total                    |
| <b>TOTAL NEW APPROPRIATIONS</b> | P <u>58,521,326,000</u>        | P <u>135,758,043,000</u>                 | P <u>57,359,828,000</u> | P <u>251,639,197,000</u> |

**Special Provision(s)**

1. **Availment of the Unprogrammed Appropriations.** The amounts authorized herein for Purpose Nos. 1 - 2, 4 - 7 and 9 - 50 may be used when any of the following exists:

- (a) Excess revenue collections in any one of the identified non-tax revenue sources from its corresponding revenue collection target, as reflected in the BESF;
- (b) New revenue collections or those arising from new tax or non-tax sources which are not part of, nor included in, the original revenue sources reflected in the BESF; or
- (c) Approved loans for foreign-assisted projects.

Release of funds shall be subject to the submission of a Special Budget pursuant to Section 35, Chapter 5, Book VI of E.O. No. 292, s. 1987 and the following:

(i) for excess revenue collections, issuance of a certification that remitted collections to the BTr from a particular revenue source has exceeded the corresponding revenue collections target; or (ii) for new revenue collections, issuance of a certification that remitted collections identified were not part of, nor included in, the original revenue collection targets reflected.

In the case of approved loans, issuance of SARO covering the loan proceeds shall be subject to submission by the agency concerned of request together with work and financial plan, project profile, and a copy of the perfected loan agreement.

2. **Support for Infrastructure Projects and Social Programs.** The amount of Thirteen Billion One Hundred Ninety Million Six Hundred Seventy One Thousand Pesos (P13,190,671,000) appropriated herein chargeable against Purpose No. 1, shall be used in support for infrastructure projects and social programs.

Release of funds shall be subject to Special Provision No. 1 hereof and the guidelines issued by the agencies concerned.

3. **Armed Forces of the Philippines Modernization Program.** The amount of Ten Billion Pesos (P10,000,000,000) chargeable against Purpose No. 2 shall be used exclusively to support the funding requirements for the modernization projects under the AFP Modernization Program in accordance with R.A. No. 10349.

Releases for the AFP Modernization Program shall be subject to Special Provision No. 1 hereof and submission by the DND to DBM of the recommendation by the appropriate bids and awards committee for the award of contracts for the modernization projects.

4. **Conversion of National Government Advances into Subsidy for Government-Owned or -Controlled Corporations.** The amount of Two Billion Five Hundred Million Pesos (P2,500,000,000) used to cover the National Government (NG) advances for debt servicing of loan obligations of GOCCs and interest on the NG advances, shall be converted into subsidy. Such conversion shall require the issuance of SARO for book entry purposes chargeable against Purpose No. 3.

5. **Support to Foreign-Assisted Projects.** The amount of Seventeen Billion Seven Hundred Twenty Three Million Six Hundred Forty Seven Thousand Pesos (P17,723,647,000) appropriated herein chargeable against Purpose No. 4 shall be used exclusively for the following programs and projects:

- (i) Solar-Powered Fertigation System Project;
- (ii) LRT 1 Cavite Extension Project;
- (iii) Subic Clark Railway;
- (iv) PNR North-South Commuter Railway System;
- (v) Metro Manila Subway Project Phase I;
- (vi) Philippine Carabao Center's Intensified Community-Based Dairy Enterprise Development; and
- (vii) Various Foreign-Assisted Project(s) of the Department of Public Works and Highways.

Release of funds for the purpose shall be subject to Special Provision No. 1 hereof.

(CONDITIONAL IMPLEMENTATION - President's Veto Message, December 30, 2021, Volume I-B, pages 818-819, R.A. No. 11639)

6. **Risk Management Program.** The amount of One Billion Pesos (P1,000,000,000) chargeable against Purpose No. 5 shall be used for the government's Risk Management Program to cover commitments made by, and obligations of, the NG in the agreements covering Public-Private Partnership (PPP) projects, subject to the following:

- (a) Compliance with the conditions for the release of the Unprogrammed Appropriations under Special Provision No. 1 hereof;
- (b) Approval of the PPP projects by the NEDA Board or the Investment Coordination Committee, in accordance with R.A. No. 6957, as amended by R.A. No. 7718. In case of obligations assumed by GOCCs, issuance or execution of a performance undertaking or other similar instrument by the agency concerned confirming that the NG will assume said obligations in case of default by the GOCC; and
- (c) Approval of the use of the Unprogrammed Appropriations by the DBCC upon recommendation by the head of the agency concerned and the DBCC-Technical Working Group on Contingent Liabilities.

Implementation of this provision shall be subject to guidelines that may be issued for the purpose.

**7. Payment of Arrears of the Land Transportation Office for Information Technology Services.** The amount of Two Billion Pesos (P2,000,000,000) appropriated herein chargeable against Purpose No. 6 shall be used to cover the payment of Land Transportation Office for information technology services.

Release of funds for the purpose shall be subject to Special Provision No. 1 hereof.

**8. Refund of the Service Development Fee for the Right to Develop the Nampaidai Property in Tokyo, Japan.** The amount of Two Hundred Ten Million Five Hundred Seventy Nine Thousand Pesos (P210,579,000) chargeable against Purpose No. 7 shall be used exclusively for the Refund of the Service Development Fee on the right to develop the Nampaidai Property in Tokyo, Japan to Nagayama-Taisei Consortium (NTC), pursuant to the Notice of Termination dated June 11, 2009 issued by the Secretary of Finance cancelling the award to NTC on the right to develop the Nampaidai Property.

Release for the refund shall be subject to Special Provision No. 1 hereof, prior endorsement by the Secretary of Finance that the conditions, if any, for the refund have been complied with, and submission by the DOF of certification from the BTr that the amount corresponding to the Service Development Fee has actually been deposited with the National Treasury as income of the General Fund.

**9. Prior Years' Local Government Unit Shares.** The amount of Fourteen Million Six Hundred Twenty Three Thousand Pesos (P14,623,000) chargeable against Purpose No. 8 for prior years' LGU shares from Special Privilege Tax shall be released by the BTr to the beneficiary LGUs only through authorized government servicing banks upon certification of actual collections by the revenue collecting agency and actual remittance to the BTr.

The LGU shall submit quarterly reports on the utilization of the prior years' LGU shares, through other electronic means and the LGU's website.

The LGU shall send written notice when said reports have been submitted or posted on its website to the DBM, House of Representatives, Senate of the Philippines, House Committee on Appropriations, Senate Committee on Finance, and other offices where the submission of reports is required under existing laws, rules and regulations. The date of notice to said agencies shall be considered the date of compliance with this requirement.

**10. Miscellaneous Personnel Benefits.** The amount of Three Billion Seven Hundred Seven Million Nine Hundred Thirty Seven Thousand Pesos (P3,707,937,000) appropriated herein chargeable against Purpose No. 10 shall be used to augment the funding requirements for the payment of personnel benefits, such as compensation adjustments, staffing modifications, and grant of performance-based bonus, under the Miscellaneous Personnel Benefits Fund.

Release of funds for the purpose shall be subject to Special Provision No. 1 hereof.

**11. Shares of Local Government Units from the FY 2019 Collections of Excise Taxes on Locally Manufactured Virginia-Type Cigarettes.** In addition to the amount provided under the Allocations to LGUs in this Act, the amount of Two Billion Five Hundred Forty Four Million Seventy One Thousand Pesos (P2,544,071,000) chargeable against Purpose No. 11 shall be used for the LGU share in excise taxes from locally manufactured Virginia-type cigarettes, subject to the following:

- (a) Use - Fifty percent (50%) for barangay economic development projects and the remaining amounts in accordance with Section 2 of R.A. No. 7171;
- (b) Allocation - based on certification on Crop Year 2019 volume of production and trade acceptances of tobacco-producing LGUs issued by the National Tobacco Administration and endorsed by the DA, and consistent with Section 289 of R.A. No. 8424 and the guidelines to be issued by the DBM; and
- (c) Release - upon certification of actual collections by the BIR and remittance to the BTr, and to Special Provision No. 1 hereof.

**12. Procurement of COVID-19 Vaccine Booster Shots.** The amount of Forty Five Billion Three Hundred Sixty Seven Million Eight Hundred Fifty Three Thousand Pesos (P45,367,853,000) shall be used for the purchase, logistical requirements of acquisition, delivery and storage of COVID-19 vaccine booster shots, including its nationwide vaccination, chargeable against Purpose No. 12.

Release of funds for the purpose shall be subject to Special Provision No. 1 hereof. The purchase of COVID-19 vaccine booster shots shall be given highest priority in the use of any excess collection on non-tax revenue sources.

**13. Right-of-Way Acquisition.** The amount of Ten Billion Pesos (P10,000,000,000) chargeable against Purpose No. 37 shall be used for the payment of Right-of-Way expenses authorized under R.A. No. 10752, relative to the implementation of infrastructure projects of the DOTr and DPWH.

Release of funds for the purpose shall be subject to Special Provision No. 1 hereof.

(CONDITIONAL IMPLEMENTATION - President's Veto Message, December 30, 2021, Volume I-B, page 815, R.A. No. 11639)

**14. Social Amelioration Program.** The amount of Five Billion Pesos (P5,000,000,000) chargeable against Purpose No. 38 shall be used to provide cash subsidy of Two Thousand Five Hundred Pesos (P2,500) a month for two (2) months for the no income or low income families, homeless/street families, returning overseas Filipino workers, indigenous people, persons with disabilities, families in conflict-affected communities, and other indigent or individuals/families in especially difficult circumstances who are vulnerable, at risks, or affected by the COVID-19 pandemic. The qualification and validation of the beneficiaries shall be simplified to expedite the distribution of the subsidy.

Release of funds for the purpose shall be subject to Special Provision No. 1 hereof.

(CONDITIONAL IMPLEMENTATION - President's Veto Message, December 30, 2021, Volume I-B, page 815, R.A. No. 11639)

**15. Retirement Gratuity and Terminal Leave.** The amount of Eight Billion Five Hundred Million Pesos (P8,500,000,000) appropriated herein chargeable against Purpose No. 41 shall be used to augment the funding requirements for the payment of pension, retirement benefits, and other benefits authorized under the Pension and Gratuity Fund.

Release of funds for the purpose shall be subject to Special Provision No. 1 hereof.

(CONDITIONAL IMPLEMENTATION - President's Veto Message, December 30, 2021, Volume I-B, page 815, R.A. No. 11639)

**16. Support to the Barangay Development Program of the National Task Force to End Local Communist Armed Conflict.** The amount of Ten Billion Five Hundred Forty Five Million Pesos (P10,545,000,000) chargeable against Purpose No. 43 shall be used for the implementation of various support programs of the National Task Force to End Local Communist Armed Conflict (NTF-ELCAC) for the cleared barangays as certified by the NTF-ELCAC: *Provided*, That each cleared barangay shall be allocated with an amount not exceeding Twenty Million Pesos (P20,000,000) to be used for the following projects: (i) farm-to-market road; (ii) school building; (iii) water and sanitation system; (iv) health stations; and (v) electrification.

Release of funds for the purpose shall be subject to Special Provision No. 1 hereof.

(CONDITIONAL IMPLEMENTATION - President's Veto Message, December 30, 2021, Volume I-B, page 815, R.A. No. 11639)

**17. Various National Housing Authority (NHA) Projects.** The amount of Five Hundred Million Pesos (P500,000,000) chargeable against Purpose No. 48 shall be used exclusively for the following programs and projects of the NHA: (i) government employees housing program; (ii) resettlement program for ISFs affected by the Supreme Court's Mandamus to clean-up the Manila Bay Area; (iii) resettlement program for ISFs affected by DOTr infrastructure projects; (iv) Cagayan de Oro City ISF

Housing Project in Brgy. San Simon, Cagayan de Oro City; (v) community facilities component of the resettlement project in Brgy. Mauraro, Guinobatan, Albay for families affected by the Mayon volcano eruption; and (vi) community facilities component of the resettlement project in Talisay, Batangas for families affected by the Taal volcano eruption.

Release of funds for the purpose shall be subject to Special Provision No. 1 hereof.

(CONDITIONAL IMPLEMENTATION - President's Veto Message, December 30, 2021, Volume I-B, page 815, R.A. No. 11639)

**18. Use of Excess Revenue from the Total Annual Tariff Revenue from Rice Importation.** The amount under Purpose No. 1, in addition to those provided in Special Provision No. 2, shall be used as cash assistance for rice farmers farming two (2) hectares and below as registered in the Registry System for Basic Sectors in Agriculture (RSBSA) as compensation for the projected reduction or loss of farm income arising from the tariffication of quantitative import restrictions on rice.

Release of funds shall be subject to collection of annual tariff revenue from rice importation of the preceding year in excess of Ten Billion Pesos (P10,000,000,000) pursuant to Section 13 of R.A. No. 11203, based on the certification of the BOC on the tariff revenue collection on rice importation. The Permanent Steering Committee shall submit to the Congressional Oversight Committee on Agricultural and Fisheries Modernization a yearly report on the usage of excess tariff collection, including their impact. (CONDITIONAL IMPLEMENTATION - President's Veto Message, December 30, 2021, Volume I-B, page 819, R.A. No. 11639)

**19. Amounts under the Unprogrammed Appropriations.** The DBM is hereby authorized to approve the following:

(a) Modification of amounts within the authorized purposes; and

(b) Use of amounts under the Purposes of the Unprogrammed Appropriations, except the Budgetary Support to GOCCs and the Support to Foreign-Assisted Projects, as additional appropriations to cover deficiencies in the amounts authorized in any of the purposes under the Unprogrammed Appropriations.

The DBM shall submit to the Office of the President, either in printed form or by way of electronic document, monthly reports on income and expenditure.

**20. Reportorial Requirement.** The DBM shall submit to the Speaker of the House of Representatives, the President of the Senate of the Philippines, the House Committee on Appropriations and the Senate Committee on Finance, either in printed form or by way of electronic document, quarterly reports on releases from the Unprogrammed Appropriations.

#### New Appropriations, by Purpose

| PURPOSE(S)   | Current Operating Expenditures |  |                 |                  |
|--|--------------------------------|--|-----------------|------------------|
|  | Personnel Services             | Maintenance and Other Operating Expenses | Capital Outlays | Total            |
| 1. Support for Infrastructure Projects and Social Programs   | P                              | P 4,678,622,000                          | P 8,512,049,000 | P 13,190,671,000 |
| 2. AFP Modernization Program   |                                |  | 10,000,000,000  | 10,000,000,000   |
| 3. Budgetary Support to Government-Owned and/or -Controlled Corporations                                 |                                | 2,500,000,000                            |                 | 2,500,000,000    |
| 4. Support to Foreign-Assisted Projects  |                                | 2,781,649,000                            | 14,941,998,000  | 17,723,647,000   |
| 5. Risk Management Program   |                                | 1,000,000,000                            |                 | 1,000,000,000    |
| 6. Payment of Arrears of LTO-IT Service  |                                | 2,000,000,000                            |                 | 2,000,000,000    |
| 7. Refund of the Service Development Fee for the Right to Develop the Nampaidai Property in Tokyo, Japan |                                | 210,579,000                              |                 | 210,579,000      |
| 8. Prior Years' LGU Shares   |                                | 14,623,000                               |                 | 14,623,000       |
| 9. Purchase of Passport Booklets and Personalization   |                                | 200,000,000                              |                 | 200,000,000      |
| 10. For payment of Personnel Benefits  | 3,707,937,000                  |  |                 | 3,707,937,000    |
| 11. Shares of LGUs in Excise Taxes from Locally Manufactured Virginia-Type Cigarettes                    |                                | 2,544,071,000                            |                 | 2,544,071,000    |
| 12. Procurement of COVID-19 Vaccine Booster Shots  |                                | 45,367,853,000                           |                 | 45,367,853,000   |

|   |                |               |               |                |
|---|----------------|---------------|---------------|----------------|
| 13. Last Mile Schools Program   |                |               | 1,000,000,000 | 1,000,000,000  |
| 14. Government Assistance and Subsidies -<br>Educational Service Contacting (ESC)<br>Program for Private Junior High School |                | 1,000,000,000 |               | 1,000,000,000  |
| 15. Government Assistance and Subsidies -<br>Senior High School Voucher Program   |                | 5,000,000,000 |               | 5,000,000,000  |
| 16. Basic Education Facilities  |                |               | 1,000,000,000 | 1,000,000,000  |
| 17. Universal Access to Quality Tertiary<br>Education (UAQTE)   |                | 5,000,000,000 |               | 5,000,000,000  |
| 18. School-Based Feeding Program  |                | 1,000,000,000 |               | 1,000,000,000  |
| 19. Conservation and Restoration of Gabaldon<br>and other Heritage School Buildings   |                |               | 750,000,000   | 750,000,000    |
| 20. DepEd Computerization Program   |                | 400,000,000   |               | 400,000,000    |
| 21. Operation of Schools - Elementary<br>(Kinder to Grade 6)  |                | 750,000,000   |               | 750,000,000    |
| 22. Operation of Schools - Junior High School<br>(Grade 7 to Grade 10)  |                | 750,000,000   |               | 750,000,000    |
| 23. Operation of Schools - Senior High School<br>(Grade 11 to Grade 12)   |                | 50,000,000    |               | 50,000,000     |
| 24. Increase in the capacity of Nursing and<br>Allied Health Programs of State Universities<br>and Colleges (SUCs)          | 313,389,000    | 168,031,000   | 641,635,000   | 1,123,055,000  |
| 25. Compensation and Other Benefits for<br>COVID-19 Workers in Health Facilities  | 42,000,000,000 |               |               | 42,000,000,000 |
| 26. COVID-19 Laboratory Network Commodities   |                | 9,801,972,000 |               | 9,801,972,000  |
| 27. COVID-19 Human Resources for Health<br>Emergency Hiring   |                | 1,950,000,000 |               | 1,950,000,000  |
| 28. Cancer Assistance Fund  |                | 400,000,000   |               | 400,000,000    |
| 29. For the Procurement and Supply Chain<br>Management Service  |                |               | 625,000,000   | 625,000,000    |
| 30. Operations of DOH Hospitals in Metro Manila (MM)  |                | 3,250,000,000 |               | 3,250,000,000  |
| 31. Operations of DOH Regional Hospitals<br>and Other Health Facilities   |                | 9,250,000,000 |               | 9,250,000,000  |
| 32. Epidemiology and Surveillance Program   |                | 1,250,000,000 |               | 1,250,000,000  |
| 33. Operations of National Reference Laboratories   |                | 200,000,000   |               | 200,000,000    |
| 34. Hiring of Contact Tracers   |                | 1,000,000,000 |               | 1,000,000,000  |

|  |                  |                   |                   |
|--|------------------|-------------------|-------------------|
| 35. Health Facilities Enhancement Program  |                  | 4,040,918,000     | 4,040,918,000     |
| 36. Fuel Subsidy Program   | 5,000,000,000    |                   | 5,000,000,000     |
| 37. Payment of Right of Way  |                  | 10,000,000,000    | 10,000,000,000    |
| 38. Social Amelioration Program  | 5,000,000,000    |                   | 5,000,000,000     |
| 39. Kapit Bisig Laban sa Kahirapan-Comprehensive and Integrated Delivery of Social Services      | 3,704,000,000    |                   | 3,704,000,000     |
| 40. Pondo para sa Pagbabago at Pag-Asenso Program - Micro-Finance for Lending                    | 1,000,000,000    |                   | 1,000,000,000     |
| 41. Retirement Gratuity and Terminal Leave   | 8,500,000,000    |                   | 8,500,000,000     |
| 42. For the Implementation of the National Budget Circular No. 461                               | 4,000,000,000    |                   | 4,000,000,000     |
| 43. Support to the Barangay Development Program of the NTF-ELCAC                                 | 10,545,000,000   |                   | 10,545,000,000    |
| 44. Support to Parcelization of Lands for Individual Titling (SPLIT) Project                     | 4,000,000,000    |                   | 4,000,000,000     |
| 45. Second Additional Financing for Philippine Rural Development Project                         | 1,040,000,000    | 2,960,000,000     | 4,000,000,000     |
| 46. OPAPP - Government of the Philippines - Moro National Liberation Front Peace Process Program | 435,980,000      |                   | 435,980,000       |
| 47. Training for Work Scholarship Program (TWSP)/ Special Training for Employment Program (STEP) | 2,000,000,000    |                   | 2,000,000,000     |
| 48. Various National Housing Authority (NHA) Projects  | 500,000,000      |                   | 500,000,000       |
| 49. Philippine Customs Modernization Project   | 15,663,000       | 1,388,228,000     | 1,403,891,000     |
| 50. Camp Development Fund for the Philippine National Police                                     |                  | 1,500,000,000     | 1,500,000,000     |
| Sub-total, Purpose(s)  | 58,521,326,000   | 135,758,043,000   | 57,359,828,000    |
| TOTAL NEW APPROPRIATIONS   | P 58,521,326,000 | P 135,758,043,000 | P 57,359,828,000  |
|  |                  |                   | P 251,639,197,000 |

New Appropriations, by Object of Expenditures

(In Thousand Pesos)

## Current Operating Expenditures

## Personnel Services

## Civilian Personnel

|  |             |
|--|-------------|
| Other Compensation for Specific Groups                 |             |
| Lump-sum for Personnel Services                        | 50,021,326  |
| Total Other Compensation for Specific Groups           | 50,021,326  |
| Other Benefits   |             |
| Retirement Gratuity                                    | 4,000,000   |
| Terminal Leave   | 4,500,000   |
| Total Other Benefits                                   | 8,500,000   |
| Total Personnel Services                               | 58,521,326  |
| Maintenance and Other Operating Expenses               |             |
| Travelling Expenses                                    | 357,213     |
| Training and Scholarship Expenses                      | 2,503,997   |
| Supplies and Materials Expenses                        | 68,833,144  |
| Utility Expenses                                       | 1,511       |
| Communication Expenses                                 | 494,326     |
| Survey, Research, Exploration and Development Expenses | 1,932,606   |
| Professional Services                                  | 3,488,303   |
| General Services                                       | 919,384     |
| Repairs and Maintenance                                | 6,207       |
| Financial Assistance/Subsidy                           | 41,193,674  |
| Taxes, Insurance Premiums and Other Fees               | 5,354       |
| Other Maintenance and Operating Expenses               |             |
| Advertising Expenses                                   | 2,423       |
| Printing and Publication Expenses                      | 14,907      |
| Representation Expenses                                | 71,898      |
| Transportation and Delivery Expenses                   | 220         |
| Rent/Lease Expenses                                    | 2,996       |
| Subscription Expenses                                  | 108,700     |
| Donations  | 5,442,772   |
| Other Maintenance and Operating Expenses               | 10,378,408  |
| Total Maintenance and Other Operating Expenses         | 135,758,043 |
| Total Current Operating Expenditures                   | 194,279,369 |
| Capital Outlays  |             |
| Investment Outlay                                      | 8,512,049   |
| Property, Plant and Equipment Outlay                   |             |
| Infrastructure Outlay                                  | 24,570,969  |
| Buildings and Other Structures                         | 8,480,574   |
| Machinery and Equipment Outlay                         | 15,046,236  |
| Heritage Assets  | 750,000     |
| Total Capital Outlays                                  | 57,359,828  |
| TOTAL NEW APPROPRIATIONS                               | 251,639,197 |



**GENERAL SUMMARY**  
**UNPROGRAMMED APPROPRIATIONS**

|   | <u>Current Operating Expenditures</u> |   |                                |                                 |
|---|---------------------------------------|---|--------------------------------|---------------------------------|
|   | <u>Personnel Services</u>             | <u>Maintenance and<br/>Other Operating<br/>Expenses</u> | <u>Capital Outlays</u>         | <u>Total</u>                    |
| A. UNPROGRAMMED APPROPRIATIONS                        | P <u>58,521,326,000</u>               | P <u>135,758,043,000</u>                                | P <u>57,359,828,000</u>        | P <u>251,639,197,000</u>        |
| TOTAL NEW APPROPRIATIONS, UNPROGRAMMED APPROPRIATIONS | P <u><u>58,521,326,000</u></u>        | P <u><u>135,758,043,000</u></u>                         | P <u><u>57,359,828,000</u></u> | P <u><u>251,639,197,000</u></u> |

**BUDGETS OF DEPARTMENT OF ENERGY  
ATTACHED CORPORATIONS  
FISCAL YEAR 2022**



**I. NATIONAL ELECTRIFICATION ADMINISTRATION****SOURCES AND USES OF FUNDS BY EXPENSE CLASS, FY 2022**

(In Thousand Pesos)

**SUMMARY**

|                                       | Current Operating Expenditures |  |                 |             |
|---------------------------------------|--------------------------------|--|-----------------|-------------|
|                                       | Personnel Services             | Maintenance and Other Operating Expenses | Capital Outlays | Total       |
| <b>A. PROGRAM/ACTIVITY/PROJECT</b>    |                                |  |                 |             |
| 1. General Administration and Support | P 394,975                      | P 385,076                                | P               | 780,051     |
| 2. Support to Operations              |                                |  | 89,416          | 89,416      |
| 3. Operations                         |                                | 2,100,850                                |                 | 2,100,850   |
| Locally-Funded Project                |                                | 2,100,850                                |                 | 2,100,850   |
| a. Rural Electrification              |                                | 2,100,850                                |                 | 2,100,850   |
| 4. Loans to Electric Cooperatives     |                                |  | 1,200,000       | 1,200,000   |
| <b>TOTAL</b>                          | P 394,975                      | P 2,485,926                              | P 1,289,416     | P 4,170,317 |

**I. NATIONAL ELECTRIFICATION ADMINISTRATION****SOURCES AND USES OF FUNDS BY EXPENSE CLASS, FY 2022**

(In Thousand Pesos)

**NATIONAL GOVERNMENT EQUITY AND/OR SUBSIDY**

Schedule I

|                                    | Current Operating Expenditures |  |                 |           |
|------------------------------------|--------------------------------|--|-----------------|-----------|
|                                    | Personnel Services             | Maintenance and Other Operating Expenses | Capital Outlays | Total     |
| <b>A. PROGRAM/ACTIVITY/PROJECT</b> |                                |  |                 |           |
| 1. Locally-Funded Project          | P                              | 2,100,850                                | P               | 2,100,850 |
| a. Rural Electrification           |                                | 2,100,850                                |                 | 2,100,850 |
| <b>TOTAL</b>                       | P                              | 2,100,850                                | P               | 2,100,850 |

**I. NATIONAL ELECTRIFICATION ADMINISTRATION****SOURCES AND USES OF FUNDS BY EXPENSE CLASS, FY 2022**

Schedule II

(In Thousand Pesos)

**CORPORATE FUNDS**

|                                       | Current Operating Expenditures |  |                 |             |
|---------------------------------------|--------------------------------|--|-----------------|-------------|
|                                       | Personnel Services             | Maintenance and Other Operating Expenses | Capital Outlays | Total       |
| <b>A. PROGRAM/ACTIVITY/PROJECT</b>    |                                |  |                 |             |
| 1. General Administration and Support | P 394,975                      | P 385,076                                | P               | 780,051     |
| 2. Support to Operations              |                                |  | 89,416          | 89,416      |
| 3. Loans to Electric Cooperatives     |                                |  | 1,200,000       | 1,200,000   |
| <b>TOTAL</b>                          | P 394,975                      | P <sup>a/</sup> 385,076                  | P 1,289,416     | P 2,069,467 |

a/ net of depreciation expense of P27.648 Million

**Special Provision(s)**

**1. Approval of the FY 2022 Corporate Operating Budget of the National Electrification Administration under R.A. No. 7638.** The FY 2022 Corporate Operating Budget (COB) of the NEA is hereby approved by the Congress of the Philippines pursuant to Section 13, Chapter III of R.A. No. 7638.

**2. Acquisition of Equipment.** The acquisition of equipment included in the approved COB shall be subject to the provisions of Corporate Budget Circular No. 17 dated February 9, 1996, Budget Circular (B.C.) No. 2016-5 dated August 22, 2016, as amended by B.C. No. 2017-1 dated April 26, 2017, Administrative Order No. 14 dated December 10, 2018 and other guidelines issued thereon.

**3. Payment of Compensation and Benefits.** Payment of salaries, allowances and other benefits shall be in accordance with applicable laws, rules and regulations such as, but not limited to P.D. No. 985, as amended, R.A. No. 6758, as amended, R.A. No. 10149, Corporate Compensation Circular No. 10 dated February 15, 1999, Memorandum Order No. 20, s. 2001 and Executive Order No. 36 dated July 28, 2017.

**4. Payment of Terminal Leave Benefits.** Payment of terminal leave benefits shall be computed in accordance with the rates, conditions and procedure prescribed under applicable laws and guidelines issued thereon.

The amount of Twenty Eight Million Four Hundred Sixty-Nine Thousand Pesos (P28,469,000) shall be used exclusively for the payment of terminal leave benefits to the affected NEA personnel based on the list submitted by NEA to the DBM.

**5. Budget Flexibility and Report.** The NEA Board of Administrators is authorized to modify programs and projects, reallocate the corresponding budgetary requirements approved herein, as well as augment the deficiencies which may arise from factors beyond the NEA's control such as, but not be limited to: (i) currency depreciation; (ii) inflation; (iii) change in interest rates; (iv) change in programs or projects; and (v) change in schedule of project implementation.

In the exercise of said authority, the NEA shall observe the following limitations:

- (a) No acquisition of motor vehicles and payment of travelling, representation, discretionary, or extraordinary and miscellaneous expenses; and
- (b) Personnel Services allocation in the approved COB shall not be augmented by new funding sources.

**6. Augmentation Beyond the Approved Corporate Operating Budget.** The NEA Board of Administrators is authorized to augment and disburse funds beyond the total amount approved in this Act for the continuous implementation of the Sitio Electrification and Barangay Line Enhancement Projects, and the rehabilitation, repair or reconstruction of distribution facilities damaged by natural and human-induced calamities. The funds shall be sourced from new funding sources as certified by the Chief Accountant and Administrator of NEA.

In no case shall Personnel Services allocation be augmented beyond the total amount approved in this Act.

**7. Remittance of Cash Dividends.** Cash dividends equivalent to at least fifty percent (50%) of the annual net earnings of the NEA shall be deposited with the National Treasury as income of the General Fund pursuant to R.A. No. 7656.

**8. Audit of Government Funds.** Government funds authorized herein to be invested as equity by the corporation to its subsidiaries, as well as the grant of subsidy, loan contribution or any kind of financial assistance to end-user entities both in the private or public sector, shall be subject to audit by the COA pursuant to the provisions of P.D. No. 1445, as amended.

**9. Transparency Seal.** To enhance transparency and enforce accountability, the NEA shall maintain a Transparency Seal to be posted on its website. The Transparency Seal shall contain the following: (i) corporation's mandates and functions, names of its officials with their position and designation, and its contact information; (ii) approved COB and corresponding targets including any amount of budgetary support from the National Government; (iii) budgetary adjustments made in its COB; (iv) annual procurement plan/s and contracts awarded with the winning suppliers, contractor or consultant; (v) major programs and projects categorized in accordance with the 0+10 point socioeconomic agenda; (vi) status of implementation, evaluation or assessment reports of said programs or projects; (vii) Budget and

Financial Accountability Reports; (viii) Final People's Freedom of Information (FOI) Manual signed by the head of agency, Agency Information Inventory, 2020 and 2021 FOI Summary Report, and 2020 and 2021 FOI Registry; and (ix) year-end financial reports and trial balances for the last three (3) fiscal years.

The Administrator of the NEA and the Administration's web administrator or his/her equivalent shall be responsible for ensuring compliance with this requirement.

The DBM shall post on its website the status of compliance of the NEA.

10. **Reporting and Posting Requirements.** The NEA shall submit, within thirty (30) days after budgetary adjustments are made, to the DBM, the Speaker of the House of Representatives, the President of the Senate of the Philippines, the House Committee on Appropriations and the Senate Committee on Finance, either in printed form or by way of electronic document, a comprehensive financial and narrative report on the budgetary adjustments. The Administrator of NEA and the Administration's web administrator or his/her equivalent shall be responsible for ensuring that said report is likewise posted on the NEA website.

**II. NATIONAL POWER CORPORATION****SOURCES AND USES OF FUNDS BY EXPENSE CLASS, FY 2022**

(In Thousand Pesos)

**SUMMARY**

| Current Operating Expenditures  |                    |  |                 |              |
|---|--------------------|--|-----------------|--------------|
|   | Personnel Services | Maintenance and<br>Other Operating<br>Expenses | Capital Outlays | Total        |
| <b>A. PROGRAM/ACTIVITY/PROJECT</b>                                    |                    |  |                 |              |
| 1. General Administration and Support                                 | P 807,740          | P 580,329                                      | P 2,135,078     | P 3,523,147  |
| a. Head Office Support Group  | 589,689            | 547,167  | 142,020         | 1,278,876    |
| b. Engineering Administrative/Survey/<br>Development Studies Planning | 218,051            | 33,162   | 1,993,058       | 2,244,271    |
| 2. Support to Operations  |                    | 410,502  |                 | 410,502      |
| a. Other Expenses   |                    | 410,502  |                 | 410,502      |
| 3. Operations   | 1,211,160          | 8,505,969                                      | 2,117,324       | 11,834,453   |
| a. Small Power Utilities Group  | 1,111,612          | 2,088,022                                      | 1,391,343       | 4,590,977    |
| b. Spares   |                    |  | 720,506         | 720,506      |
| c. Production of Goods  |                    | 6,308,537                                      |                 | 6,308,537    |
| d. Watershed Management   | 99,548             | 109,410  | 5,475           | 214,433      |
| 4. Debt Service   |                    | 43,182   |                 | 43,182       |
| 5. Other Expenditures   | 33,908             | 11,877,855                                     | 5,965           | 11,917,728   |
| a. Input VAT  |                    | 2,731,152                                      |                 | 2,731,152    |
| b. Bataan Nuclear Power Plant Preservation                            | 33,908             | 28,246   | 5,965           | 68,119       |
| c. New Power Provider Subsidy   |                    | 9,118,457                                      |                 | 9,118,457    |
| 6. Personnel Services and Maintenance and Other<br>Operating Expenses | 802,013            | 705,764  |                 | 1,507,777    |
| a. As Operator of PSALM's Assets                                      | 802,013            | 705,764  |                 | 1,507,777    |
| <b>TOTAL BEFORE PRIOR YEARS' NG SUBSIDY</b>                           | 2,854,821          | 22,123,601                                     | 4,258,367       | 29,236,789   |
| <b>PRIOR YEARS' NG SUBSIDY (FY 2016-2020)</b>                         |                    |  | 2,998,220       | 2,998,220    |
| <b>TOTAL</b>  | P 2,854,821        | P 22,123,601                                   | P 7,256,587     | P 32,235,009 |

**II. NATIONAL POWER CORPORATION****SOURCES AND USES OF FUNDS BY EXPENSE CLASS, FY 2022**

Schedule I

(In Thousand Pesos)

**NATIONAL GOVERNMENT SUBSIDY**

|   | <u>Current Operating Expenditures</u> |   |                        | <u>Total</u> |
|---|---------------------------------------|---|------------------------|--------------|
|   | <u>Personnel Services</u>             | <u>Maintenance and<br/>Other Operating<br/>Expenses</u> | <u>Capital Outlays</u> |              |
| <b>A. PROGRAM/ACTIVITY/PROJECT</b>            |                                       |   |                        |              |
| 1. Operations                                 |                                       |   | P 846,309              | P 846,309    |
| a. Small Power Utilities Group                |                                       |   | 846,309                | 846,309      |
| <b>TOTAL BEFORE PRIOR YEARS' NG SUBSIDY</b>   |                                       |   | 846,309                | 846,309      |
| <b>PRIOR YEARS' NG SUBSIDY (FY 2016-2020)</b> |                                       |   | 2,998,220              | 2,998,220    |
| <b>TOTAL</b>                                  |                                       |   | P 3,844,529            | P 3,844,529  |

**II. NATIONAL POWER CORPORATION****SOURCES AND USES OF FUNDS BY EXPENSE CLASS, FY 2022**

Schedule II

(In Thousand Pesos)

**CORPORATE FUNDS**

|   | <u>Current Operating Expenditures</u> |   |                        | <u>Total</u> |
|---|---------------------------------------|---|------------------------|--------------|
|   | <u>Personnel Services</u>             | <u>Maintenance and<br/>Other Operating<br/>Expenses</u> | <u>Capital Outlays</u> |              |
| <b>A. PROGRAM/ACTIVITY/PROJECT</b>                                    |                                       |   |                        |              |
| 1. General Administration and Support                                 | P 807,740                             | P 580,329   | P 2,135,078            | P 3,523,147  |
| a. Head Office Support Group  | 589,689                               | 547,167   | 142,020                | 1,278,876    |
| b. Engineering Administrative/Survey/<br>Development Studies Planning | 218,051                               | 33,162  | 1,993,058              | 2,244,271    |
| 2. Support to Operations  |                                       | 410,502   |                        | 410,502      |
| a. Other Expenses   |                                       | 410,502   |                        | 410,502      |
| 3. Operations   | 1,211,160                             | 8,505,969   | 1,271,015              | 10,988,144   |
| a. Small Power Utilities Group  | 1,111,612                             | 2,088,022   | 545,034                | 3,744,668    |
| b. Spares   |                                       |   | 720,506                | 720,506      |
| c. Production of Goods  |                                       | 6,308,537   |                        | 6,308,537    |
| d. Watershed Management   | 99,548                                | 109,410   | 5,475                  | 214,433      |
| 4. Debt Service   |                                       | 43,182  |                        | 43,182       |



|  |             |                            |             |              |
|--|-------------|----------------------------|-------------|--------------|
| 5. Other Expenditures  | 33,908      | 11,877,855                 | 5,965       | 11,917,728   |
| a. Input VAT   |             | 2,731,152                  |             | 2,731,152    |
| b. Bataan Nuclear Power Plant Preservation                         | 33,908      | 28,246                     | 5,965       | 68,119       |
| c. New Power Provider Subsidy                                      |             | 9,118,457                  |             | 9,118,457    |
| 6. Personnel Services and Maintenance and Other Operating Expenses | 802,013     | 705,764                    |             | 1,507,777    |
| a. As Operator of PSALM's Assets                                   | 802,013     | 705,764                    |             | 1,507,777    |
| TOTAL  | P 2,854,821 | P 22,123,601 <sup>a/</sup> | P 3,412,058 | P 28,390,480 |

a/ MOOE, net of allowance for depreciation at P556.819 Million

### Special Provision(s)

**1. Approval of the FY 2022 Corporate Operating Budget of the National Power Corporation under R.A. No. 7638.** The FY 2022 Corporate Operating Budget (COB) of the NPC is hereby approved by the Congress of the Philippines pursuant to Section 13, Chapter III of R.A. No. 7638.

**2. Acquisition of Equipment.** The acquisition of equipment included in the approved COB shall be subject to the provisions of Corporate Budget Circular No. 17 dated February 9, 1996, Budget Circular (B.C.) No. 2016-5 dated August 22, 2016, as amended by B.C. No. 2017-1 dated April 26, 2017, Administrative Order No. 14 dated December 10, 2018 and other guidelines issued thereon.

**3. Payment of Compensation and Benefits.** Payment of salaries, allowances and other benefits shall be in accordance with applicable laws, rules and regulations such as, but not limited to P.D. No. 985, as amended, R.A. No. 6758, as amended, R.A. No. 10149, Corporate Compensation Circular No. 10 dated February 15, 1999, Memorandum Order No. 20, s. 2001 and Executive Order No. 36 dated July 28, 2017.

**4. Payment of Terminal Leave, Separation or Retirement Benefits.** Payment of terminal leave, separation or retirement benefits shall be computed in accordance with the rates, conditions and procedure prescribed under applicable laws and guidelines issued thereon.

The amounts of Three Hundred Twenty Million Eight Hundred Sixty-Five Thousand Pesos (P320,865,000) and Three Hundred Seventy Nine Million Nine Hundred Fifty-Five Thousand Pesos (P379,955,000) shall be used exclusively for the payment of terminal leave and separation benefits, respectively, to the affected NPC personnel based on the list submitted by NPC to the DBM. In no case shall said amount be used to pay affected personnel who are eligible to receive separation or retirement benefits under applicable laws.

**5. Budget Flexibility and Report.** The NPC Board of Directors is authorized to modify programs and projects, reallocate the corresponding budgetary requirements approved herein, as well as augment the deficiencies which may arise from factors beyond the NPC's control such as, but not limited to: (i) occurrence of natural calamities; (ii) currency depreciation; (iii) inflation; (iv) change in interest rates; (v) increase in oil, steam, coal or natural gas prices; (vi) change in generation mix and demand including purchased power; (vii) change in generation or transmission system plan or program; (viii) change in programs or projects; (ix) change in schedule of project implementation; (x) transfer or elimination of projects or installations that are hazardous to the health or safety of inhabitants; and (xi) reorganization, subsidiarization or privatization should conditions warrant.

In the exercise of said authority, the NPC shall observe the following limitations:

- (a) No acquisition of motor vehicles and payment of travelling, representation, discretionary, or extraordinary and miscellaneous expenses; and
- (b) Personnel Services allocation in the approved COB shall not be augmented by new funding sources.

**6. Augmentation Beyond the Approved Corporate Operating Budget.** The NPC Board of Directors is authorized to augment and disburse funds beyond the total amount approved in this Act exclusively for the MOOE and Capital Outlay requirements related to missionary electrification, and rehabilitation and management of watershed areas due to the effects of peso devaluation, fuel price increase in the market, improvement or changes in power generation activities or demand of customers, electrification of new areas, increase in taxes and production costs, or imposition of new taxes.

The fund shall be sourced from new funding sources, such as income arising from increase in universal and generation charges approved by the Energy Regulatory Commission or grant of financial assistance by LGUs as certified by the Chief Accountant and President of NPC.

In no case shall Personnel Services allocation be augmented beyond the total amount approved in this Act.

**7. Collection of Delinquent Receivables from Electric Cooperatives under the Small Power Utilities Group.** In order to augment the fund sources necessary to support the budgetary requirements of the NPC and ensure the viability of its operations, the NPC Board of Directors is hereby authorized to act with finality, without further need of confirmation, appraisal, or assessment from other government agencies, the settlement and compromise of accrued penalties, interest and other charges due from electric cooperatives. In all cases, the NPC Board of Directors shall ensure that the approved settlement and compromise shall not be against provisions of law or public policy, and shall be consistent with public interest and redound to the benefit of the National Government.

**8. Procurement of Critical Supplies.** The NPC shall ensure the timely and sufficient provision of fuel and spare parts for its Small Power Utilities Group to ensure adequate power supply in areas covered. For this purpose, the NPC shall resort to available modalities in the procurement thereof, subject to the pertinent provisions of R.A. No. 9184, its IRR, and other guidelines issued thereon.

**9. Remittance of Cash Dividends.** Cash dividends equivalent to at least fifty percent (50%) of the annual net earnings of the NPC shall be deposited with the National Treasury as income of the General Fund pursuant to R. A. No. 7656.

**10. Audit of Government Funds.** Government funds authorized herein to be invested as equity by the corporation to its subsidiaries, as well as the grant of subsidy, loan contribution or any kind of financial assistance to end-user entities both in the private or public sector, shall be subject to audit by the COA pursuant to the provisions of P.D. No. 1445, as amended.

11. **Transparency Seal.** To enhance transparency and enforce accountability, the NPC shall maintain a Transparency Seal to be posted on its website. The Transparency Seal shall contain the following: (i) corporation's mandates and functions, names of its officials with their position and designation, and its contact information; (ii) approved COB and corresponding targets including any amount of budgetary support from the National Government; (iii) budgetary adjustments made in its COB; (iv) annual procurement plan/s and contracts awarded with the winning suppliers, contractor or consultant; (v) major programs and projects categorized in accordance with the 0+10 point socioeconomic agenda; (vi) status of implementation, evaluation or assessment reports of said programs or projects; (vii) Budget and Financial Accountability Reports; (viii) Final People's Freedom to Information (FOI) Manual signed by the head of agency, Agency Information Inventory, 2020 and 2021 FOI Summary Report, and 2020 and 2021 FOI Registry; and (ix) year-end financial reports and trial balances for the last three (3) fiscal years.

The President of the NPC and the Corporation's web administrator or his/her equivalent shall be responsible for ensuring compliance with this requirement.

The DBM shall post on its website the status of compliance of the NPC.

12. **Reporting and Posting Requirements.** The NPC shall submit, within thirty (30) days after budgetary adjustments are made, to the DBM, the Speaker of the House of Representatives, the President of the Senate of the Philippines, the House Committee on Appropriations and the Senate Committee on Finance, either in printed form or by way of electronic document, a comprehensive financial and narrative report on the budgetary adjustments. The President of NPC and the Corporation's web administrator or his/her equivalent shall be responsible for ensuring that said report is likewise posted on the NPC website.

**III. PHILIPPINE NATIONAL OIL COMPANY****SOURCES AND USES OF FUNDS BY EXPENSE CLASS, FY 2022**

(In Thousand Pesos)

**SUMMARY**

|                                       | Current Operating Expenditures |  |                  |                    |
|---------------------------------------|--------------------------------|--|------------------|--------------------|
|                                       | Personnel Services             | Maintenance and Other Operating Expenses | Capital Outlays  | Total              |
| <b>A. PROGRAM/ACTIVITY/PROJECT</b>    |                                |  |                  |                    |
| 1. General Administration and Support | P 132,336                      | P 182,380                                | P 38,870         | P 353,586          |
| 2. Support to Operations              | 26,767                         | 3,368                                    |                  | 30,135             |
| 3. Operations                         | 40,013                         | 224,126                                  | 668,738          | 932,877            |
| <b>TOTAL</b>                          | <b>P 199,116</b>               | <b>P 409,874</b>                         | <b>P 707,608</b> | <b>P 1,316,598</b> |

**III. PHILIPPINE NATIONAL OIL COMPANY****SOURCES AND USES OF FUNDS BY EXPENSE CLASS, FY 2022**

Schedule I

(In Thousand Pesos)

**CORPORATE FUNDS**

|                                       | Current Operating Expenditures |  |                  |                    |
|---------------------------------------|--------------------------------|--|------------------|--------------------|
|                                       | Personnel Services             | Maintenance and Other Operating Expenses | Capital Outlays  | Total              |
| <b>A. PROGRAM/ACTIVITY/PROJECT</b>    |                                |  |                  |                    |
| 1. General Administration and Support | P 132,336                      | P 182,380                                | P 38,870         | P 353,586          |
| 2. Support to Operations              | 26,767                         | 3,368                                    |                  | 30,135             |
| 3. Operations                         | 40,013                         | 224,126                                  | 668,738          | 932,877            |
| <b>TOTAL</b>                          | <b>P 199,116</b>               | <b>P 409,874</b>                         | <b>P 707,608</b> | <b>P 1,316,598</b> |

a/ MOOE, net of allowance for depreciation at P54.153 Million

**Special Provision(s)**

1. **Approval of the FY 2022 Corporate Operating Budget of the Philippine National Oil Company under R.A. No. 7638.** The FY 2022 Corporate Operating Budget (COB) of the PNOC is hereby approved by the Congress of the Philippines pursuant to Section 13, Chapter III of R.A. No. 7638.

2. **Acquisition of Equipment.** The acquisition of equipment included in the approved COB shall be subject to the provisions of Corporate Budget Circular No. 17 dated February 9, 1996, Budget Circular (B.C.) No. 2016-5 dated August 22, 2016, as amended by B.C. No. 2017-1 dated April 26, 2017, Administrative Order No. 14 dated December 10, 2018 and other guidelines issued thereon.

3. **Payment of Compensation and Benefits.** Payment of salaries, allowances and other benefits shall be in accordance with applicable laws, rules and regulations such as, but not limited to P.D. No. 985, as amended, R.A. No. 6758, as amended, R.A. No. 10149, Corporate Compensation Circular No. 10 dated February 15, 1999, Memorandum Order No. 20, s. 2001, and Executive Order No. 36 dated July 28, 2017.

**4. Payment of Terminal Leave, Separation or Retirement Benefits.** Payment of terminal leave, separation or retirement benefits shall be computed in accordance with the rates, conditions and procedure prescribed under applicable laws and guidelines issued thereon.

The amounts of Six Million Nine Hundred Sixty Thousand Pesos (P6,960,000) and One Million Two Hundred Thirty-Three Thousand Pesos (P1,233,000) shall be used exclusively for the payment of terminal leave and separation benefits, respectively, to the affected PNOC personnel based on the list submitted by PNOC to the DBM. In no case shall said amount be used to pay affected personnel who are eligible to receive separation or retirement benefits under applicable laws.

**5. Budget Flexibility and Report.** The PNOC Board of Directors is authorized to modify programs and projects, reallocate the corresponding budgetary requirements approved herein, as well as augment the deficiencies which may arise from factors beyond the PNOC's control such as, but not limited to: (i) currency depreciation; (ii) inflation; (iii) change in interest rates; (iv) change in programs or projects; (v) increase in taxes; (vi) increase in costs associated with the privatization of subsidiaries; and (vii) payment of obligations as a result of final judgment of the court.

In the exercise of said authority, PNOC shall observe the following limitations:

- (a) No acquisition of motor vehicles and payment of travelling, representation, discretionary, or extraordinary and miscellaneous expenses; and
- (b) Personnel Services allocation in the approved COB shall not be augmented by new funding sources.

**6. Funds for Capital Outlays.** Notwithstanding the provisions of Special Provision No. 5, the PNOC and its subsidiaries shall utilize Capital Outlays provided herein for the primary purposes of exploration, exploitation and development of energy resources as well as the production, refining, tankerage and/or shipping, storage, and transport of oil or petroleum operations.

An amount not exceeding One Billion Pesos (P1,000,000,000) in the aggregate and with equity investment not to exceed thirty-six percent (36%) of the outstanding capital stock may be invested in entities not engaged in the above primary purposes.

In no case shall Capital Outlays be used as loans or advances to entities not engaged in the above primary purposes.

**7. PNOC Renewables Corporation.** The PNOC shall not provide funds for additional investment, capitalization, loans or advances to the PNOC Renewables Corporation unless it is for the purpose of winding down of the latter.

**8. Augmentation Beyond Approved Corporate Operating Budget.** The PNOC is hereby authorized to augment and disburse funds beyond the total amount approved in this Act, using corporate funds, for the payment of monetary claims, tax deficiency assessments, damages, and all other judgment obligations pursuant to any final and executory decision that may be rendered during the year.

In no case shall Personnel Services allocation be augmented beyond the total amount approved in this Act.

**9. Remittance of Cash Dividends.** Cash dividends equivalent to at least fifty percent (50%) of the annual net earnings of the PNOC shall be deposited with the National Treasury as income of the General Fund pursuant to R.A. No. 7656.

**10. Audit of Government Funds.** Government funds authorized herein to be invested as equity by the corporation to its subsidiaries, as well as the grant of subsidy, loan contribution or any kind of financial assistance to end-user entities both in the private or public sector, shall be subject to audit by the COA pursuant to the provisions of P.D. No. 1445, as amended.

**11. Transparency Seal.** To enhance transparency and enforce accountability, the PNOC shall maintain a Transparency Seal to be posted on its website. The Transparency Seal shall contain the following: (i) corporation's mandates and functions, names of its officials with their position and designation, and its contact information; (ii) approved COB and corresponding targets including any amount of budgetary support from the National Government; (iii) budgetary adjustments made in its COB; (iv) annual procurement plan/s and contracts awarded with the winning suppliers, contractor or consultant; (v) major programs and projects categorized in accordance with the 0+10 point socioeconomic agenda; (vi) status of implementation, evaluation or assessment reports of said programs or projects; (vii) Budget and Financial Accountability Reports; (viii) Final People's Freedom to Information (FOI) Manual signed by the head of agency, Agency Information Inventory, 2020 and 2021 FOI Summary Report, and 2020 and 2021 FOI Registry; and (ix) year-end financial reports and trial balances for the last three (3) fiscal years.

The President of the PNOC and the Corporation's web administrator or his/her equivalent shall be responsible for ensuring compliance with this requirement.

The DBM shall post on its website the status of compliance of the PNOC.

**12. Reporting and Posting Requirements.** The PNOC shall submit, within thirty (30) days after budgetary adjustments are made, to the DBM, the Speaker of the House of Representatives, the President of the Senate of the Philippines, the House Committee on Appropriations and the Senate Committee on Finance, either in printed form or by way of electronic document, a comprehensive financial and narrative report on the budgetary adjustments. The President of PNOC and the Corporation's web administrator or his/her equivalent shall be responsible for ensuring that said report is likewise posted on the PNOC website.



# **GENERAL PROVISIONS FISCAL YEAR 2022**

**GENERAL PROVISIONS**

**Sec. 2. FY 2022 Budget with Unified Accounts Code Structure.** All items of appropriations in this Act shall be given account codes by the DBM pursuant to the Unified Accounts Code Structure. These account codes shall be used in the release of the appropriations in this Act for a unified accounting, auditing, and reporting of all the financial transactions of the government.

**Sec. 3. The General Appropriations Act as the Allotment Order.** The General Appropriations Act (GAA), upon its effectivity, shall be considered the allotment authorizing agencies to obligate in accordance with its provisions, except for the following:

- (a) Appropriations that by virtue of law, general or special provisions, and rules and regulations have conditions or requirements before release;
- (b) Lump-sum appropriations in the agency budget and special purpose funds that have no details necessary for release; and
- (c) Those requiring a Special Budget under the general and special provisions in this Act.

In the case of automatic appropriations, the allotment shall be issued by the DBM upon compliance with the conditions provided by law.

The DBM shall ensure that only items that strictly fall under the above-mentioned enumeration shall not be covered by the GAA as the allotment order.

In no case shall the appropriations herein authorized, especially, but not limited to, appropriations in response to the COVID-19 pandemic, be withheld or not be released within the fiscal year.

The DBM shall identify, in consultation with the concerned agencies, the items of appropriations in the GAA which are not covered by the GAA as the allotment order and submit a copy thereof to the Speaker of the House of Representatives, the President of the Senate of the Philippines, the House Committee on Appropriations and the Senate Committee on Finance.

This provision shall be interpreted in favor of Congress' power to authorize the release of funds from the public treasury in pursuance of an appropriations made by law. (CONDITIONAL IMPLEMENTATION - President's Veto Message, December 30, 2021, Volume I-B, pages 820-821, R.A. No. 11639)

**RECEIPTS AND INCOME**

**Sec. 4. Receipts or Revenues Collected by Agencies.** As a general rule, all fees, charges, assessments, and other receipts or revenues collected by departments, bureaus and offices of the National Government, including Constitutional Offices enjoying fiscal autonomy in the exercise of their mandated functions, at such rates as are now or may be approved by the appropriate approving authority shall be deposited with the National Treasury as income of the General Fund pursuant to Section 44, Chapter 5, Book VI of E.O. No. 292, s. 1987 and Section 65 of P.D. No. 1445.

Exceptions to the foregoing are:

- (a) Receipts authorized by law to be recorded as a Special Account in the General Fund, Trust Fund, or a fund other than the General Fund which shall be established in accordance with rules and regulations as may be issued by the Permanent Committee (the "Permanent Committee") created under Section 45, Chapter 5, Book VI of E.O. No. 292. The said special funds may be made available for expenditure, subject to any special provision of the agencies concerned; and
- (b) Other instances authorized by law.

Disbursements or expenditures by agencies from use or retention of income absent the above legal authority or from income deposited outside of the National Treasury without legal basis shall be void and shall subject the erring officials and employees to disciplinary actions in accordance with Section 43, Chapter 5 and Section 80, Chapter 7, Book VI of E.O. No. 292 and to appropriate criminal action under existing laws.

All agencies shall ensure that fees, charges and assessments collected cover the costs of services delivered to the public. They may be allowed to raise their fees and charges in accordance with A.O. No. 31, s. 2012, DOF-DBM-NEDA J.C. No. 1-2013 dated January 30, 2013 and such other guidelines issued by the agencies concerned. The schedule of fees, charges and assessments collectible by any government agency, as well as any updates thereon, shall be posted on their respective websites and in big bold characters in a conspicuous place within the agency, including its regional, provincial, field or extension offices.

**Sec. 5. Donations.** Departments, bureaus, and offices of the National Government, including Constitutional Offices enjoying fiscal autonomy and SUCs may accept donations, contributions, grants, bequests or gifts, in cash or in kind, from various sources, domestic or foreign, for purposes relevant to their functions. National government agencies may accept donations in cash or in kind, from domestic or foreign sources, for purposes relevant to their functions. In the case of grants, in cash or in kind, from governments of foreign countries, their agencies and instrumentalities or multilateral institutions or organizations, acceptance thereof shall be subject to the

prior clearance and approval by the President or his authorized representative based on the recommendation of the Secretary of Finance. On the other hand, other donations, in cash or in kind, from foreign governments shall require prior clearance and approval by the President or his authorized representative based on the recommendation of the Secretary of Foreign Affairs.

Receipts from donations, whether in cash or in kind, shall be accounted for in the books of the donee- government agency in accordance with accounting and auditing rules and regulations. The receipts from cash donations and proceeds from sale of donated commodities shall be deposited with the National Treasury and recorded as a Special Account in the General Fund and shall be available to the implementing agency concerned through a Special Budget pursuant to Section 35, Chapter 5, Book VI of E.O. No. 292.

The cash value of the donations shall be deemed automatically appropriated for the purpose specified by the donor. Donations with a term not exceeding one (1) year shall be treated as trust receipts in accordance with Section 6 hereof.

Disbursements or expenditures by agencies in violation of the above requirements shall be void and shall subject the erring officials and employees to disciplinary actions in accordance with Section 43, Chapter 5 and Section 80, Chapter 7, Book VI of E.O. No. 292 and to appropriate criminal action under existing penal laws.

The donee-agency concerned shall submit its quarterly reports of all donations received, whether in cash or in kind, and expenditures or disbursements thereon, within thirty (30) days after the end of every quarter, through the following:

- (a) Unified Reporting System (URS) or other electronic means for reports not covered by the URS, until such time that all agencies have fully migrated to the BTMS; and
- (b) Agency's website.

The donee-agency concerned shall send written notice when said reports have been submitted or posted on its website to the DBM, House of Representatives, Senate of the Philippines, House Committee on Appropriations, Senate Committee on Finance, COA, and other offices where the submission of reports is required under existing laws, rules and regulations. The date of notice to said agencies shall be considered the date of compliance with this requirement.

**Sec. 6. Trust Receipts.** The following shall be deposited with the National Treasury and recorded as trust receipts in accordance with E.O. No. 338, s. 1996, as implemented by COA-DBM-DOF J.C. No. 1-97 dated January 2, 1997, and such other guidelines issued thereon:

- (a) Receipts collected or received by departments, bureaus, offices, and instrumentalities of the National Government, including Constitutional Offices enjoying fiscal autonomy and SUCs: (i) from non-tax sources, such as insurance proceeds, acting as trustee, agent or administrator; (ii) as a guaranty for the fulfillment of an obligation; or (iii) from donations authorized by law or contract with a term not exceeding one (1) year; and
- (b) Those classified by law or regulations as trust receipts.

Trust receipts shall be disbursed in accordance with the purpose for which it is created, subject to the applicable special provisions and accounting and auditing rules and regulations.

Disbursements or expenditures by agencies in violation of the above requirements shall be void and shall subject the erring officials and employees to disciplinary actions in accordance with Section 43, Chapter 5 and Section 80, Chapter 7, Book VI of E.O. No. 292 and to appropriate criminal action under existing penal laws.

The agency concerned shall submit its quarterly reports of all trust receipts collected or received, within thirty (30) days after the end of every quarter, through the following:

- (a) URS or other electronic means for reports not covered by the URS, until such time that all agencies have fully migrated to the BTMS; and
- (b) Agency's website.

The agency concerned shall send written notice when said reports have been submitted or posted on its website to the DBM, House of Representatives, Senate of the Philippines, House Committee on Appropriations, Senate Committee on Finance, COA, and other offices where the submission of reports is required under existing laws, rules and regulations. The date of notice to said agencies shall be considered the date of compliance with this requirement.

**Sec. 7. Performance Bonds and Deposits.** Performance bonds and deposits filed or posted by private persons or entities with departments, bureaus, offices, and instrumentalities of the National Government, including Constitutional Offices enjoying fiscal autonomy and SUCs shall be deposited with the National Treasury and recorded as trust receipts in accordance with E.O. No. 338, as implemented by COA-DBM-DOF J.C. No. 1-97, and such other guidelines issued thereon.

Upon faithful performance of the undertaking or termination of the obligation for which the bond or deposit was required, any amount due shall be returned by the agency concerned to the filing party, withdrawable in accordance with accounting and auditing rules and regulations.

Disbursements or expenditures by agencies in violation of the above requirements shall be void and shall subject the erring officials and employees to disciplinary actions in accordance with Section 43, Chapter 5 and Section 80, Chapter 7, Book VI of E.O. No. 292 and to appropriate criminal action under existing penal laws.



The agency concerned shall submit its quarterly reports of all trust receipts collected or received, within thirty (30) days after the end of every quarter, through the following:

- (a) URS or other electronic means for reports not covered by the URS, until such time that all agencies have fully migrated to the BTMS; and
- (b) Agency's website.

The agency concerned shall send written notice when said reports have been submitted or posted on its website to the DBM, House of Representatives, Senate of the Philippines, House Committee on Appropriations, Senate Committee on Finance, COA, and other offices where the submission of reports is required under existing laws, rules and regulations. The date of notice to said agencies shall be considered the date of compliance with this requirement.

**Sec. 8. Receipts from Public-Private Partnership Projects.** Receipts collected or received by departments, bureaus, offices, and instrumentalities of the National Government, including Constitutional Offices enjoying fiscal autonomy, SUCs and GOCCs, such as toll fees, charges and other revenues arising from public sector projects implemented through build-operate-and-transfer arrangement and other variants pursuant to R.A. No. 6957, as amended by R.A. No. 7718, intended for the private proponent, shall be deposited in an authorized government depository bank. Said receipts shall be booked as trust liability account of the agency concerned, notwithstanding the provisions of Section 4 hereof, subject to the guidelines to be issued by the Permanent Committee.

The National Government share from receipts arising from Public-Private Partnership (PPP) projects, if any, including interests earned thereon, shall be deposited with the National Treasury as income of the General Fund pursuant to Section 44, Chapter 5, Book VI of E.O. No. 292.

Disbursements or expenditures by agencies in violation of the above requirements shall be void and shall subject the erring officials and employees to disciplinary actions in accordance with Section 43, Chapter 5 and Section 80, Chapter 7, Book VI of E.O. No. 292 and to appropriate criminal action under existing penal laws.

The agency concerned shall submit its quarterly reports of all trust receipts collected or received, within thirty (30) days after the end of every quarter, through the following:

- (a) URS or other electronic means for reports not covered by the URS, until such time that all agencies have fully migrated to the BTMS; and
- (b) Agency's website.

The agency concerned shall send written notice when said reports have been submitted or posted on its website to the DBM, House of Representatives, Senate of the Philippines, House Committee on Appropriations, Senate Committee on Finance, COA, and other offices where the submission of reports is required under existing laws, rules and regulations. The date of notice to said agencies shall be considered the date of compliance with this requirement.

**Sec. 9. Revolving Funds.** Revolving funds shall be established and maintained only if expressly created and authorized by law or this Section.

Receipts derived from the following may be constituted into a revolving fund and made available for the purposes stated:

- (a) Rentals for the use of buildings and facilities or from fees imposed for board and lodging, by agencies to be used for the MOOE or Capital Outlay requirements of said buildings and facilities, subject to any guidelines issued by the agency concerned and to budgeting, accounting and auditing rules and regulations; and
- (b) Other business-type activities of agencies, including sale of products, which are authorized by law or by the Permanent Committee to be utilized for the operational expenses of said business-type activity, subject to any conditions prescribed under the special provision of the agency concerned and the rules and regulations as may be prescribed by the Permanent Committee.

Revolving funds shall be separately recorded and deposited in an authorized government depository bank, and considered self-perpetuating and self-liquidating. All eligible obligations or expenditures incurred for the operations of the foregoing activities shall be charged against the revolving fund. In no case shall said fund be used for the payment of discretionary and representation expenses.

Disbursements or expenditures by agencies in violation of the above requirement shall be void and shall subject the erring officials and employees to disciplinary actions in accordance with Section 43, Chapter 5 and Section 80, Chapter 7, Book VI of E.O. No. 292 and to appropriate criminal action under existing penal laws.

The agency concerned shall submit its quarterly reports on income and expenditures, within thirty (30) days after the end of every quarter, through the following:

- (a) URS or other electronic means for reports not covered by the URS, until such time that all agencies have fully migrated to the BTMS; and
- (b) Agency's website.

The agency concerned shall send written notice when said reports have been submitted or posted on its website to the DBM, House of Representatives, Senate of the Philippines, House Committee on Appropriations, Senate Committee on Finance, COA, and other offices where the submission of reports is required under existing laws, rules and regulations. The date of notice to said agencies shall be considered the date of compliance with this requirement.

**Sec. 10. Reversion, Closure, and Transfer of Balances of Special Accounts, Fiduciary or Trust Funds, Revolving Funds, and Unauthorized Accounts.** Departments, bureaus, offices, and instrumentalities of the National Government, including Constitutional Offices enjoying fiscal autonomy and SUCs are mandated to close and revert all balances of Special Accounts, Fiduciary or Trust Funds, and Revolving Funds to the General Fund in any of the following instances: (i) when there is no legal basis for its creation; (ii) when their terms have expired; or (iii) when they are no longer necessary for the attainment of the purposes for which said funds were established.

In case an agency fails or refuses to implement such closure, reversion or transfer, the Permanent Committee may recommend for approval of the President the closure, reversion or transfer of Special Accounts, Fiduciary or Trust Funds, Revolving Funds and Unauthorized Accounts, as the case may be, on any applicable grounds, to wit: (i) in the cases above-mentioned; (ii) when used in violation of the rules and regulations issued by the Permanent Committee; (iii) when they have remained dormant for an unreasonable length of time; or (iv) when needed by the General Fund in times of emergency.

Said agencies shall likewise transfer to the National Treasury all balances of unauthorized accounts with any banking institution. Unauthorized Accounts shall refer to cash account balances maintained by agencies without legal basis or those while legally authorized are maintained outside of the National Treasury in violation of law.

Implementation of this Section shall be subject to Permanent Committee J.C. No. 4-2012 dated September 11, 2012 and such other guidelines issued by the agencies concerned.

**Sec. 11. Transparency on Public Funds.** Consistent with the State policy on full public disclosure of government transactions, the BTr shall post on its official website information relating to all Special Accounts and Funds deposited with the National Treasury, which shall include, but not limited to the following: (i) agency under whose name the account or fund was constituted or created; (ii) funding source/s of the account or fund; (iii) legal basis for the creation of the account or fund; (iv) allowable uses/purposes of the account or fund; (v) monthly balances of each account or fund; and (vi) such other pertinent information as may be reasonably required to be posted on the BTr website.

In like manner, departments, bureaus, offices, and instrumentalities of the National Government, including Constitutional Offices enjoying fiscal autonomy, SUCs, and GOCCs shall post on their respective official websites information relating to public funds deposited, maintained, and invested by them with any banking or financial institution which shall include, but not limited to the following: (i) name of the banking or financial institution/s where public funds are deposited, maintained or invested; (ii) specific income or fund sources; (iii) legal basis for depositing, maintaining or investing said income/fund source/s with the bank/s or financial institution/s; (iv) allowable uses/purposes of the income or fund; (v) monthly balances of each account or fund; and (vi) such other pertinent information as may be reasonably required to be posted by the agency concerned on its website.

Agencies shall ensure that such information posted on their websites are searchable by keywords for easy access of the public.

The head of the agency concerned and the agency's web administrator or his/her equivalent shall be responsible for ensuring compliance with the foregoing requirements.

**Sec. 12. Conduct of Seminar, Conference, Training, and Oath Taking Programs.** Departments, bureaus, offices, and instrumentalities of the National Government, including Constitutional Offices enjoying fiscal autonomy which conduct seminar, conference, training, and oath taking programs in relation to their mandated functions are authorized to collect fees from government and private agency participants for said activities. The proceeds derived from each seminar, conference, training, and oath taking activities shall be deposited with the National Treasury as income of the General Fund pursuant to Section 44, Chapter 5, Book VI of E.O. No. 292.

However, the agencies which do not have appropriations in their budgets for the purpose may use the proceeds for the conduct of the said seminar, conference, training, and oath taking activities subject to budgeting, accounting and auditing rules and regulations. Any excess proceeds shall be deposited with the National Treasury as income of the General Fund.

The agency concerned shall submit quarterly reports on its financial and physical accomplishments, within thirty (30) days after the end of every quarter, through the following:

- (a) URS or other electronic means for reports not covered by the URS, until such time that all agencies have fully migrated to the BTMS; and
- (b) Agency's website.

The agency concerned shall send written notice when said reports have been submitted or posted on its website to the DBM, House of Representatives, Senate of the Philippines, House Committee on Appropriations, Senate Committee on Finance, and other offices where the submission of reports is required under existing laws, rules and regulations. The date of notice to said agencies shall be considered the date of compliance with this requirement.

**Sec. 13. Sale of Official Publications.** Departments, bureaus, offices, and instrumentalities of the National Government, including Constitutional Offices enjoying fiscal autonomy are authorized to sell their official publications whether electronically or through other means.

The proceeds derived from such sale shall be deposited with the National Treasury as income of the General Fund pursuant to Section 44, Chapter 5, Book VI of E.O. No. 292. However, the agencies which do not have appropriations in their budgets for the purpose may use said proceeds to defray the cost of preparing, printing and disseminating such official publications, subject to budgeting, accounting and auditing rules and regulations. Any excess proceeds shall be deposited with the National Treasury as income of the General Fund.

The agency concerned shall submit quarterly reports on its financial and physical accomplishments, within thirty (30) days after the end of every quarter, through the following:

- (a) URS or other electronic means for reports not covered by the URS, until such time that all agencies have fully migrated to the BTMS; and
- (b) Agency's website.

The agency concerned shall send written notice when said reports have been submitted or posted on its website to the DBM, House of Representatives, Senate of the Philippines, House Committee on Appropriations, Senate Committee on Finance, and other offices where the submission of reports is required under existing laws, rules and regulations. The date of notice to said agencies shall be considered the date of compliance with this requirement.

**Sec. 14. Sale of Non-Serviceable, Obsolete or Unnecessary Equipment.** Departments, bureaus, offices, and instrumentalities of the National Government, including Constitutional Offices enjoying fiscal autonomy are hereby authorized to sell non-serviceable, obsolete, or unnecessary equipment, including motor vehicles in accordance with Section 79 of P.D. No. 1445, E.O. No. 309, s. 1996 and such other guidelines issued thereon. The proceeds from the sale of such equipment shall be deposited with the National Treasury as income of the General Fund pursuant to Section 44, Chapter 5, Book VI of E.O. No. 292.

The agency concerned shall submit quarterly reports on its financial and physical accomplishments, within thirty (30) days after the end of every quarter, through the following:

- (a) URS or other electronic means for reports not covered by the URS, until such time that all agencies have fully migrated to the BTMS; and
- (b) Agency's website.

The agency concerned shall send written notice when said reports have been submitted or posted on its website to the DBM, House of Representatives, Senate of the Philippines, House Committee on Appropriations, Senate Committee on Finance, and other offices where the submission of reports is required under existing laws, rules and regulations. The date of notice to said agencies shall be considered the date of compliance with this requirement.

**Sec. 15. National Internal Revenue Taxes and Import Duties.** The amounts pertaining to the following taxes and duties shall be considered as both revenue and expenditure of the government, and are deemed automatically appropriated:

- (a) National internal revenue taxes and import duties payable or assumed by departments, bureaus, offices, and instrumentalities of the National Government, including Constitutional Offices enjoying fiscal autonomy and SUCs to the Government arising from foreign donations, grants and loans;
- (b) Non-cash tax transactions of the following government agencies: (i) the BTr for documentary stamp taxes on the issuance of foreign and domestic securities, and foreign currency acquisition for payment of debt service; (ii) DND and PNP on importations of military hardware, software, munitions, arms and equipment; (iii) Bureau of Fire Protection on importations of fire-fighting equipment, rescue equipment, and personal protective gears; (iv) the DOTr for the Metro Rail Transit Line 3 System incurred starting FY 1997 in accordance with the provisions of the Build-Lease-Transfer Agreement executed thereon; (v) Philippine Coast Guard and National Coast Watch Center of the Office of the President of the Philippines on importation, grants, and donations of hardware, software, munitions, arms, and equipment for maritime security and law enforcement, marine environmental protection; maritime safety; maritime communications; maritime domain awareness and search and rescue; (vi) special hospitals, specialty hospitals, DOH-retained hospitals and SUC hospitals on importation of health equipment; and (vii) other tax obligations assumed by the National Government pursuant to a valid PPP agreement; and
- (c) Tax expenditure subsidies approved by the Fiscal Incentives Review Board, including the AFP Commissary and Exchange Service, the PNP Service Store System, and the Procurement Service Exchange Marts or PX Marts, in accordance with P.D. No. 776, as amended by E.O. No. 93, s. 1986, R.A. No. 11534, and such other guidelines issued thereon.

Implementation of this Section shall be subject to the guidelines issued by the DOF and DBM, and such other guidelines issued by the agencies concerned.

**Sec. 16. Loan Agreements.** Departments, bureaus, offices and instrumentalities of the National Government, including Constitutional Offices enjoying fiscal autonomy, SUCs and GOCCs, except those engaged in banking, shall in no case enter into foreign or domestic loan agreements, whether in cash or in kind, unless the following conditions, as may be applicable are complied with:

- (a) Prior approval of the President of the Philippines;
- (b) Concurrence of the Monetary Board;
- (c) Conditions provided by pertinent laws; and

- (d) Issuance of Forward Obligational Authority (FOA) by the DBM for project loans or issuance of a DBCC resolution covering the full amount in the case of program loans, and an equivalent document for those undertaken by GOCCs. In the issuance of a FOA, the DBM shall consider the budgetary implications of foreign-assisted projects.

The Monetary Board shall, within thirty (30) days from the end of every quarter, submit to the Congress a report of its decisions on applications for loans to be contracted or guaranteed by the government or GOCCs which have the effect of increasing the foreign debt.

## EXPENDITURE

**Sec. 17. Use of Government Funds.** Government funds shall be utilized in accordance with the appropriations authorized for the purpose and comply with applicable laws, rules and regulations, such as, but not limited to the following:

- (a) Purchase of goods, infrastructure projects, and consulting services, including common-use supplies, shall be made in accordance with the provisions of R.A. No. 9184, its IRR and GPPB guidelines;
- (b) Purchase of motor vehicles shall be made pursuant to A.O. No. 14, s. 2018, GPPB Resolution No. 20- 2019 dated September 5, 2019, Budget Circular (BC) No. 2019-3 dated May 16, 2019, B.C. No. 2019-2 dated March 4, 2019, B.C. No. 2017-1 dated April 26, 2017, Office of the President M.C. No. 9 dated December 14, 2010, and B.C. No. 2010-2 dated March 1, 2010, and such other pertinent guidelines issued by agencies concerned;
- (c) Payment of foreign travel expenses of any government official and employee for training, seminar or conference abroad when the foreign mission cannot effectively represent our country or travels necessitated by authorized international commitments, in accordance with E.O. No. 77, s. 2019, and such other issuances as may be issued thereon: *Provided*, That, no official or employee may be sent to foreign training when they are due to retire within one (1) year after the said foreign travel; and
- (d) Provisions for fuel, parts, repair and maintenance of government vehicles. In case of transport crisis, such as that occasioned by street demonstrations, *welgang bayan*, floods, typhoons and other emergencies, government vehicles of any type may be made available to meet the emergency and may be utilized to transport, for free, commuters on a round-the-clock basis.

**Sec. 18. Prohibition on the Attachment of the Name, Image, and Likeness of Public Officials on Government Projects.** Subject to guidelines to be issued by the Department of Budget and Management (DBM), it shall be prohibited to affix, or cause to be affixed, the name, visage, appearance, logo, signature, or other analogous image of any public official, whether elected or appointed, on all Programs, Activities, Projects (PAPs) or its corresponding signage which are funded under this Act.

**Sec. 19. Strict Adherence to Procurement Laws, Rules and Regulations.** All agencies of the government, including all government instrumentalities, shall strictly adhere to the provisions of R.A. No. 9184, its IRR, GPPB guidelines, and DTI Guidelines on Certification of Domestic Bidder Preference in the procurement of goods, infrastructure projects and consulting services. In aid of economic recovery and pursuant to Section 12, Article XII of the 1987 Constitution, the government or any of its instrumentalities shall give preference to materials and supplies made and manufactured in the Philippines in the procurement of goods and infrastructure projects.

To this end, the DTI, DA, DOH, DBM, DOE, DPWH, DOTR, DOT, DOLE and other relevant government agencies shall promulgate the rules and regulations in order to implement the measure: *Provided*, That this preference shall be guaranteed in all levels of the procurement process subject to the guidelines issued by the GPPB: *Provided, further*, That the preference shall apply to all articles, materials, or supplies of the growth, production, or manufacture, as the case may be, including raw materials, ingredients, and fixtures to be actually, directly, and specifically utilized on the government project, as well as services to be performed: *Provided, furthermore*, That strict monitoring and enforcement shall be undertaken in order to ensure compliance: *Provided, finally*, That the preference shall be compliant with existing procurement laws and rules.

To promote transparency and achieve efficiency in the procurement process, the Philippine Government Electronic Procurement System shall be the primary source and repository of information on government procurement.

(CONDITIONAL IMPLEMENTATION - President's Veto Message, December 30, 2021, Volume I-B, pages 816-817, R.A. No. 11639)

**Sec. 20. Early Procurement Activities.** Notwithstanding the mandatory procurement timelines under R.A. No. 9184 and its IRR, agencies are authorized to undertake early procurement activities as soon as the proposed national budget is submitted to Congress. However, agencies may only proceed with the issuance of notice of award of contract upon approval or enactment of their respective appropriations and issuance of budget authorization document and based on the amount authorized therein.

For foreign-assisted projects, agencies may undertake early procurement activities, subject to the guidelines prescribed under GPPB Circular No. 06-2019, dated July 17, 2019, and such other guidelines issued thereon.

**Sec. 21. Procurement of Critical Supplies.** All agencies of the government shall ensure the timely and sufficient provision of critical supplies, particularly those which by its nature, use or characteristic, the quantity or exact time of need cannot be accurately pre-determined. Critical supplies shall refer to those vital to the support of operations, which owing to various causes are in short supply or are expected to be in short supply. This includes fuel, equipment spare parts, Personal Protective Equipment (PPE) items, COVID-19 response items, and other analogous items.

For this purpose, said agencies shall resort to available modalities in the procurement of critical supplies, subject to the provisions of R.A. No. 9184, its IRR, and GPPB guidelines. The inventory thereof shall be subject to the provisions of Section 27 of this Act.

**Sec. 22. Procurement of Agri-Fishery Products.** In order to ensure the availability of food for all sectors and to increase the income of our farmers and fisherfolk, the government, as procuring entity, shall directly purchase available agricultural and fisheries products from local farmers, fisherfolk, or their associations or cooperatives, pursuant to R.A. No. 11321 (Sagip Saka Act): *Provided*, That the direct purchases of agri-fishery products shall be compliant with Section 11 of the Sagip Saka Act and Resolution No. 18-2021 issued by the GPPB.

To this end, the DA, DSWD, DEPED, DOH, DILG, LGUs, and other relevant government agencies shall implement this as a policy in their feeding programs, relief operations, rice subsidy, and other programs. The task group on food security chaired by the DA shall oversee the implementation of this provision.

The DA shall submit to Congress, on a quarterly basis, a report on the status of implementation of this provision, including the list of participating NGAs and LGUs, the items and amounts of direct purchases, and the farmers and fisherfolk beneficiaries, among others.

**Sec. 23. Semi-Expendable Property.** Tangible items below Fifty Thousand Pesos (P50,000) shall be accounted as semi-expendable property.

(CONDITIONAL IMPLEMENTATION - President's Veto Message, December 30, 2021, Volume I-B, page 819, R.A. No. 11639)

**Sec. 24. Printing Expenditures.** All agencies of the government shall engage the services of the National Printing Office, BSP, and APO Production Unit as Recognized Government Printers (RGPs) for the printing of accountable forms and sensitive, high quality or high volume requirements, subject to the following:

- (a) The RGPs shall undertake the printing requirements themselves and shall not sub-contract any portion thereof to other printers; and
- (b) An agency may be allowed to engage private printers for the printing of accountable forms and sensitive, high quality or high volume requirements upon certification by the RGPs that they are unable to service the said requirements. Said engagement of private printers shall be in accordance with R.A. No. 9184, its IRR, and GPPB guidelines.

**Sec. 25. Use and Procurement of Information Technology Equipment.** The amounts authorized in this Act for Information and Communications Technology (ICT) equipment shall be used for the provision of personal computers inclusive of operating systems, basic software and other essential electronic devices to their respective officials and employees. Said ICT equipment shall be procured exclusively from the PS as common-use supplies, pursuant to L.O.I. No. 755, E.O. No. 359 and A.O. No. 17.

**Sec. 26. Compliance with the Information Systems Strategic Plan.** The amounts authorized in this Act for ICT requirements shall be used in accordance with the agency's Information Systems Strategic Plan, subject to the compliance with the rules and regulations issued by the DICT.

**Sec. 27. Inventory of Supplies, Materials and Equipment Spare Parts.** The inventory of supplies, materials and equipment spare parts to be procured shall not exceed the agency's two-month requirement.

The head of agencies may increase their inventory of critical supplies, materials and equipment spare parts to be procured in any of the following instances: (i) in anticipation of cost increases; (ii) necessitated by a national emergency; (iii) when there is an impending shortage; and (iv) when otherwise authorized in this Act or in the charter of the agency concerned. The purchase of stocks exceeding an agency's one-year requirement shall be subject to approval by the President of the Philippines, upon the joint recommendation of the Chairperson of the COA and the agency head concerned.

Agencies may undertake emergency procurement of supplies, materials and equipment spare parts when there is an unforeseen contingency requiring immediate purchase subject to the conditions prescribed under R.A. No. 9184, its IRR and GPPB guidelines.

**Sec. 28. Implementation of Infrastructure Projects.** The following requirements shall be observed in the implementation of infrastructure projects:

- (a) The location, areas or sites of all infrastructure projects are not included in the critical geo-hazard areas or no build zones identified or certified by the Mines and Geo-Sciences Bureau;
- (b) The standards of construction, rehabilitation, improvement or repair of all infrastructure projects in all areas and zones are consistent with the rules determined by the DPWH, which shall consider, among others, the structural strength and climate and disaster resilience required for infrastructure projects in all areas and zones;
- (c) The planning and construction of all infrastructure projects to be implemented within the National Integrated Protected Area System are done in a way that eliminates or minimizes the risk of biodiversity loss while the specifications thereon are in accordance with those determined by the DPWH, in coordination with the DENR. Major infrastructure projects may only be undertaken in said areas if intended to enhance biodiversity. The DPWH shall consider climate data and risk assessment and green building standards in the planning, designing, construction, engineering, and renovation of government buildings and facilities;



(d) Ecosystem functions and services such as, but not limited to, drainage, aquifer recharge, heat island effect, analysis of population dynamics which would engender the requirements of solid waste and wastewater management, and the need for softscape and vegetative cover shall be taken into consideration in all public infrastructure projects. These considerations shall be incorporated into the project Environmental Impact Assessments (EIAs) and commitments to protect these services shall be included in the project contracts;

(e) A certificate of non-coverage or an Environmental Compliance Certificate (ECC) is required prior to the commencement of government infrastructure projects covered by the Philippine Environmental Impact Statement System; and

(f) In the analysis of projects, the National Economic Development Authority (NEDA) must take into account natural accounting and ecosystem services values over time and provide this information to the NEDA Board in its decision-making process.

(CONDITIONAL IMPLEMENTATION - President's Veto Message, December 30, 2021, Volume I-B, page 818, R.A. No. 11639)

**Sec. 29. Installation of Rainwater Collection System.** Rainwater collection system (RWCS) shall be installed in public markets, school sites and government buildings and sites as an adaptation measure to combat climate change and to ensure sufficient water supply, which shall be in accordance with the prescribed design of DPWH. In no case shall the RWCS be constructed in private lots or privately-owned or operated market places.

**Sec. 30. Certification of Availability of Funds.** No obligations chargeable against any authorized allotment shall be incurred by departments, bureaus, and offices of the National Government, including Constitutional Offices enjoying fiscal autonomy, SUCs, GOCCs and LGUs, without first securing a certification of availability of funds (CAF) for the purpose from the agency Chief Accountant, subject to Section 40, Chapter 5 and Section 58, Chapter 7, Book VI of E.O. No. 292. The CAF sufficient to cover the cost of the contracted activities shall be contained in, and made part of, the contract duly signed by the Chief Accountant of the contracting agency.

For multi-year projects, the CAF shall be issued annually based on the budget for the year. In case of multi-year projects with no funding requirement on any given year, instead of the CAF, the Chief Accountant shall issue a certification that no fund is needed for the year, as indicated in the approved multi-year contractual authority (MYCA).

**Sec. 31. Multi-Year Contracts.** The issuance of a MYCA or any similar document shall be required before agencies may enter into multi-year contracts, subject to the requirements and guidelines prescribed by the DBM. *Provided, That*, for foreign-assisted projects funded by foreign loans, the issuance of a MYCA shall no longer be necessary.

In the procurement of multi-year projects, the MYCA or any similar document shall be required prior to commencement of any procurement activity.

In the case of GOCCs, they shall secure prior authority from their respective governing boards before entering into multi-year contracts.

For LGUs, they shall secure any equivalent document issued by their respective *sanggunian* authorizing them to enter into multi-year contracts.

For the multi-year PPP projects with government undertakings authorized under R.A. No. 6957, as amended by R.A. No. 7718, the same shall be covered by a letter of commitment issued in accordance with the guidelines issued by the DBM.

In the case of recurring procurement projects such as, but not limited to, janitorial and security services, supply of drinking water, telecommunications requirements, rental of office and equipment, and lease-purchase agreements, government agencies may either secure a MYCA or an equivalent authority, or renew the ongoing contract to not more than one (1) year subject to assessment or evaluation of the contractor's performance. In no case shall the total contract renewals exceed two (2) years. Implementation of this provision shall be subject to the relevant GPPB guidelines issued thereon.

The implementing agency shall ensure that the annual funding requirements for the multi-year projects shall be included in its budget proposals for the covered years, consistent with the funding schedule in the MYCA and equivalent authorities, and letter of commitment. In the case of NGAs and qualified GOCCs, the DBM shall ensure that the funding requirement for the multi-year projects are included in the National Expenditure Program to be submitted to Congress who shall give due consideration of the said proposal. In the case of GOCCs and LGUs, due consideration shall be given by the governing board of GOCCs and the *sanggunian* of the LGUs, respectively.

In all instances, the disbursements to be incurred for multi-year contracts shall in no case exceed the cash appropriations for the purpose during the year. Procurement of multi-year projects shall be subject to the provisions of R.A. No. 9184 and its IRR and GPPB guidelines.

**Sec. 32. Harmonized National Research and Development Agenda.** All government agencies shall align their research and development agenda programs under the Harmonized National Research and Development Agenda for funding amounting to Ten Million Pesos (P10,000,000) and above.

The DOST, in coordination with government research institutions and other agencies, shall facilitate dissemination of all output programs and projects under the Harmonized National Research and Development Agenda to appropriate government agencies, LGUs, academe, industry and communities, whenever applicable.

A copy of the progress report shall also be submitted to the DBM, the Office of the Speaker of the House of Representatives, the President of the Senate of the Philippines, the House Committee on Appropriations and the Senate Committee on Finance, either in printed form or by way of electronic document.

**Sec. 33. Agricultural Research and Development of the Department of Agriculture (DA).** All agricultural research and development projects of the DA funded by the government shall have a farm-level application to make production and management systems more efficient, competitive and profitable for farmers in crops, livestock, poultry and/or fisheries.

**Sec. 34. Programs and Projects Related to Gender and Development.** All agencies of the government shall formulate a Gender and Development (GAD) Plan designed to address gender issues within their concerned sectors or mandate and implement the applicable provisions under R.A. No. 9710 or the Magna Carta of Women, Convention on the Elimination of All Forms of Discrimination Against Women, the Beijing Platform for Action, the Philippine Plan for Gender-Responsive Development (1995-2025) and the Philippine Development Plan (2017-2022).

The GAD Plan shall be integrated in the regular activities of the agencies, which shall be at least five percent (5%) of their budgets. For this purpose, activities currently being undertaken by agencies which relate to GAD or those that contribute to poverty alleviation, economic empowerment especially of marginalized women, protection, promotion, and fulfilment of women's human rights, and practice of gender-responsive governance are considered sufficient compliance with said requirement. Utilization of GAD budget shall be evaluated based on the GAD performance indicators identified by said agencies.

The preparations and submission of the annual GAD Plan and annual GAD Accomplishment Report shall be subject to the guidelines issued by the agencies concerned.

**Sec. 35. Programs and Projects Related to Senior Citizens and Persons with Disability.** All agencies of the government shall formulate plans, programs and projects intended to address the concerns of senior citizens and persons with disability, insofar as it relates to their mandated functions, and integrate the same in their regular activities.

Moreover, all government infrastructures and facilities shall provide architectural or structural features, designs or facilities that will reasonably enhance the mobility, safety and welfare of persons with disability pursuant to Batas Pambansa Blg. 344 and R.A. No. 7277, as amended.

**Sec. 36. Barrier-Free Environment.** Pursuant to R.A. No. 7277 (Magna Carta for Persons with Disability) and B.P. Blg. 344 (Accessibility Law), all government agencies and instrumentalities shall ensure the attainment of a barrier-free environment that will enable disabled persons to have access in public and private buildings for public use, educational institutions, airports, sports and recreation centers and complexes, shopping centers or establishments, public parking places, workplaces, and public utilities. No license or permit for the construction, repair or renovation of such building, establishment, institution, or public utility shall be granted or issued unless the owner or operator thereof shall install and incorporate therein such architectural facilities or structural features which shall reasonably enhance the mobility of disabled persons such as sidewalks, ramps, railings and the like.

**Sec. 37. Projects Related to the Youth.** All agencies of the government are encouraged to provide allocations for youth development projects and activities within the framework of the Philippine Youth Development Plan (2017-2022).

**Sec. 38. Institutional Linkage with the National Cultural Agencies.** In the implementation of their activities or projects authorized in this Act, agencies identified under Section 32 of R.A. No. 10066 shall consult, coordinate and work closely with the National Commission for Culture and the Arts (NCCA) to ensure that their respective responsibilities embodied under the said law are implemented.

**Sec. 39. Protection of Built Heritage, Cultural Properties and Cultural Landscapes.** Alteration, renovation or demolition of government buildings and open spaces declared or presumed to be important cultural properties by government cultural agencies concerned shall be undertaken only upon prior approval of the said government cultural agencies and proper consultation with stakeholders and cultural groups to be administered by the NCCA. This includes the protection of the sight line with regard to built heritage, cultural properties and cultural landscapes.

In addition, the DPWH shall be responsible in the planning, design, construction, and maintenance of national roads and bridges as they impact on heritage structures or aspects or heritage conservation pursuant to R.A. No. 10066.

**Sec. 40. Disaster Risk Reduction and Climate Change Adaptation and Mitigation Measures Incorporated in All Agencies Projects.** All agencies of the government should implement projects incorporating risk reduction, climate change adaptation, and where feasible, climate change mitigation.

To ensure that the disaster risk reduction and climate change adaptation measures are appropriate in the light of intensifying hazards, all national government projects should be subjected to multi-scenario, probabilistic analysis. For this purpose, the CCC shall extend the necessary technical and capacity building assistance to all agencies of the government in the conduct of risk assessment, as well as adaptation and mitigation planning.

Agencies shall likewise integrate energy-saving solutions and consider climate resilience in the planning and implementation of all infrastructure projects, office programs, and activities, as well as assess their organizational carbon footprint and pursue appropriate emission reduction measure, to mitigate and adapt to the effects of climate change pursuant to the provisions of R.A. No. 9729.

**Sec. 41. Climate Budget Tagging.** All national government agencies, SUCs and GOCCs shall tag their budgets for the climate change adaptation and mitigation in accordance with the DBM-CCC J.M.C. No. 2015-01 dated March 24, 2015, and LGUs shall tag their climate budget in their Annual Investment Plans pursuant to DBM-CCC-DILG J.M.C. No. 2015-01 dated July 23, 2015. The results of the budget tagging shall guide the formulation of subsequent budgets to mainstream climate change adaptation and mitigation strategies in the national and local development process.

**Sec. 42. Energy Efficiency.** All national government agencies, LGUs and GOCCs shall embark on energy efficiency measures, including the adoption of a standard thermostat level based on the DOE's energy conservation program, and the use of energy efficient lighting, such as light-emitting diode (LED) lamps, in their office buildings, school buildings, hospitals, markets, parks, street lights and other public places.

**Sec. 43. Maintenance and Operation of Dams.** As part of the disaster risk reduction program of the government, agencies and GOCCs that have control or supervision over the major dams shall ensure that said dams are properly maintained, managed and operated with updated and promulgated protocols. The agencies and GOCCs concerned shall take into account climate change and extreme weather events and ensure coordination with the Philippine Atmospheric, Geophysical and Astronomical Services Administration on precipitation forecast. They shall also establish and maintain an efficient and effective early flood warning system and functional water level monitoring system that is periodically tested together with the LGUs and communities at risk of flooding from dam water releases.

**Sec. 44. Multi-Hazard Impact-Based Forecasting and Early Warning Systems for Climate and Disaster Resilience.** The National Government shall promote the establishment of multi-hazard impact-based forecasting and early warning systems and services, including the development and enhancement of protocols for climate, weather, and risk communication, early warning dissemination, and implementation of early action procedures, to prevent and minimize loss and damage from impacts of extreme weather and slow onset events in communities. Such instrumentation, communication, and implementation protocols should be actionable and verifiable, to the last mile, reaching the most vulnerable.

**Sec. 45. Protection of Biodiversity.** All agencies of the government shall ensure that protection of biological diversity is integrated and mainstreamed into their development programs and projects. Agencies shall likewise prioritize the conservation and restoration of natural ecosystems.

**Sec. 46. Repair and Retrofitting of Government Structures.** The government agencies concerned shall prioritize the repair and retrofitting of government structures in areas considered highly vulnerable to seismic activity and shall ensure that the retrofitting shall result in structural strength required for the area concerned in accordance with R.A. No. 10121 or in accordance with the National Structural Code of the Philippines.

**Sec. 47. Materials Recovery Facility.** All agencies of the government shall establish a Materials Recovery Facility (MRF) in a suitable open space within the office premises to promote environmental awareness and action. The design of the MRF shall be pursuant to the guidelines under R.A. No. 9003 (Ecological Solid Waste Management Act of 2000).

**Sec. 48. Sustainable Development Goals and Futures Thinking.** All national government agencies, LGUs and GOCCs shall work with the National Economic Development Authority to ensure that public spending and investment on programs, activities and projects are geared towards the attainment of the United Nations Sustainable Development Goals and its targets and shall incorporate futures thinking and strategic long-term planning in their development plans.

## PERSONNEL BENEFITS

**Sec. 49. Employment of Contractual Personnel.** Contractual personnel may be hired by agencies as part of their organization in order to perform agency functions or specific vital activities or services which cannot be provided by the regular or permanent staff of the hiring agency, subject to compliance with the organizational, staffing and compensation standards set by the DBM. The total annual Personnel Services requirement for contractual personnel, to cover salaries, and other personnel benefits and fixed expenditures, shall in no case exceed the lump sum appropriations for the purpose, except when there is an urgent need to hire contractual personnel in the implementation of the priority activities or projects, subject to approval of the DBM. In which case, the payment for contractual personnel shall be sourced from the Miscellaneous Personnel Benefits Fund.

Contractual personnel shall be considered as an employee of the hiring agency but only during the period when their services are reasonably required. Existing contractual employees who are qualified for any vacant position within the agency to which they wish to apply shall be considered in the hiring of permanent employees by the agency.

**Sec. 50. Extraordinary and Miscellaneous Expenses.** Appropriations authorized in this Act may be used for the annual extraordinary expenses of the following officials with the following ranks and their equivalent, as may be determined by the DBM or by the GCG for GOCCs/GFIs covered by R.A. No. 10149, not exceeding the amounts indicated:

- (a) P264,000 for each Department Secretary;
- (b) P108,000 for each Department Undersecretary;
- (c) P60,000 for each Department Assistant Secretary;
- (d) P45,600 for each head of bureau or organization of equivalent rank, and for each head of a Department Regional Office including General Manager of Local Water District in Categories A and B;
- (e) P26,400 for each head of a Bureau Regional Office or organization of equivalent rank including General Manager of Local Water District in Categories C and D; and
- (f) P19,200 for each Municipal Trial Court Judge, Municipal Circuit Trial Court Judge, and Shari'a Circuit Court Judge.

In addition, annual miscellaneous expenses not exceeding Ninety Thousand Pesos (P90,000) for each of the offices under the above named officials and their equivalent are authorized herein.



For the purpose of this Section, extraordinary and miscellaneous expenses include, but not be limited to, expenses incurred for:

- (a) Meetings, seminars and conferences;
- (b) Official entertainment;
- (c) Public relations;
- (d) Educational, athletic and cultural activities;
- (e) Contributions to civic or charitable institutions;
- (f) Membership in government associations;
- (g) Membership in national professional organizations duly accredited by the Professional Regulation Commission;
- (h) Membership in the Integrated Bar of the Philippines;
- (i) Subscription to professional technical journals and informative magazines, library books and materials;
- (j) Office equipment and supplies; and
- (k) Other similar expenses not supported by the regular budget allocation.

In case of deficiency, the requirements for the foregoing purposes shall be charged against available allotments of the agency concerned. No portion of the amounts authorized herein shall be used for the payment of salaries, allowances and other benefits, and confidential and intelligence expenses.

**Sec. 51. Cultural and Athletic Activities.** An amount not exceeding One Thousand Five Hundred Pesos (P1,500) in a year, may be used for the purchase of uniform or costume and other related expenses in the conduct of cultural and athletic activities per employee-participant.

**Sec. 52. Funding of Personnel Benefits.** Notwithstanding any provision of law to the contrary, all personnel benefits costs of government personnel shall be chargeable against the funds from which their salaries are paid. If the personnel benefits costs, in whatever form, are partly sourced from the General Fund and partly from other sources, only the portion attributed to the personnel benefits cost chargeable against the General Fund shall be sourced therefrom in the payment of retirement and terminal leave benefits and pension.

In no case shall personnel benefits costs drawn from Special Accounts, Trust Funds or other sources of funds be chargeable against the General Fund of the National Government.

The personnel benefits costs of officials and employees on detail to other offices, including the representatives and support personnel of auditing units assigned to serve other offices or agencies, shall be chargeable against the appropriations of their parent agencies, except as otherwise authorized by the DBM.

Personnel benefits costs shall include salary increases, step increments, all kinds of authorized allowances, benefits and incentives, monetized vacation and sick leave credits, government share in retirement and life insurance premiums, employees compensation insurance premiums, health insurance premiums and HDMF contributions, and other authorized benefits.

**Sec. 53. Appropriations for Personnel Services.** The appropriations for Personnel Services under this Act shall be used for the payment of personnel benefits authorized by law to be given to National Government personnel. Any available allotment for Personnel Services within a department or agency may be utilized by said department or agency for the payment of deficiencies in authorized personnel benefits.

Implementation of this Section shall be subject to guidelines issued by the DBM.

**Sec. 54. Remittance of Compulsory Contributions.** The government and employee shares in the compulsory contributions to the Employees' Compensation Commission, PhilHealth, GSIS and HDMF pursuant to P.D. No. 626, as amended, R.A. No. 6111, R.A. No. 7875, as amended, R.A. No. 8291, and R.A. No. 9679, respectively, shall be remitted directly by departments, bureaus and offices of the National Government, including Constitutional Offices enjoying fiscal autonomy and SUCs to the respective recipient agencies unless a different arrangement is agreed upon in writing between the DBM and the recipient agency.

Any proposed increase in government and employee compulsory contributions may only be implemented after consultation by the agency concerned with the DBM in order that the budgetary implications of such proposal be duly considered. The implementation of any increase in government and employee compulsory contributions, after said consultation, shall be made effective only upon inclusion thereof in an appropriations law.

**Sec. 55. Authorized Deductions.** Deductions from salaries and other benefits accruing to any government employee, chargeable against the appropriations for Personnel Services, may be allowed for the payment of an individual employee's contributions or obligations due the following:

- (a) The BIR, PhilHealth, GSIS and HDMF;
- (b) Non-stock savings and loans associations and mutual benefit associations duly operating under existing laws and cooperatives which are managed by and/or for the benefit of government employees;
- (c) Associations or Provident Funds organized and managed by government employees for their benefit and welfare;
- (d) GFIs authorized by law and accredited by appropriate government regulating bodies to engage in lending;

- (e) Licensed insurance companies; and
- (f) Thrift banks or rural banks accredited by the BSP.

Obligations due to the BIR, contributions or obligations due to the PhilHealth, GSIS and HDMF shall be satisfied ahead of all other obligations. The remaining obligations due to other entities listed above shall be satisfied in the order in which they were incurred.

In no case shall the foregoing deductions reduce the employee's monthly net take home pay to an amount lower than Five Thousand Pesos (P5,000).

**Sec. 56. Personnel Economic Relief Allowance.** In order to supplement the salaries of government personnel covered by R.A. No. 6758, as amended, Personnel Economic Relief Allowance (PERA), in the amount of Two Thousand Pesos (P2,000) per month, is granted to the following:

- (a) Civilian government personnel stationed in the Philippines, whether occupying regular, contractual or casual positions, appointive or elective; and
- (b) Military and uniformed personnel.

Government personnel stationed abroad shall be granted overseas allowances to defray the cost of their living expenses and shall no longer be entitled to receive PERA for the duration of their station abroad.

The grant of PERA shall be subject to the rules and regulations prescribed under B.C. No. 2009-3 dated August 18, 2009, as amended, and such other guidelines issued by the DBM or by the GCG for GOCCs/GFIs covered by R.A. No. 10149.

**Sec. 57. Uniform or Clothing Allowance.** An amount not exceeding Six Thousand Pesos (P6,000) per year is hereby authorized for the payment of uniform or clothing allowance to each qualified government employee, subject to B.C. No. 2018-1 dated March 8, 2018 and such other guidelines issued by the DBM.

**Sec. 58. Magna Carta Benefits.** The payment of magna carta benefits of public health workers, school teachers, social workers, scientists, engineers and researchers, and other science and technology personnel in the government shall be subject to the guidelines of the DBM.

**Sec. 59. Special Counsel Allowance.** Government lawyers assigned in the legal staff of the agencies are hereby authorized an allowance of Five Thousand Pesos (P5,000) for each appearance or attendance to court hearings, subject to the following:

- (a) The government lawyer has been deputized by the Office of the Solicitor General (OSG) or authorized by the head of agency to assist the OSG, prosecutors, or provide legal representation for the agency or its personnel as its counsel, as the case may be;
- (b) The court appearance is not pursuant to motions for extension or postponement of hearing; and
- (c) The aggregate allowance shall not exceed fifty percent (50%) of the government lawyer's monthly basic salary.

Court as used in this Section shall pertain to those under the Judiciary. In no case shall special counsel allowance be granted to government lawyers appearing before quasi-judicial and administrative agencies.

**Sec. 60. Hazard Duty Pay.** Hazard duty pay shall be granted only to government personnel who are actually assigned to, and performing their duties in, strife-torn or embattled areas as may be determined and certified by the Secretary of National Defense and for the duration of such assignment.

The grant of hazard duty pay shall be subject to the rules and regulations prescribed under B.C. No. 2005-4 dated July 13, 2005 and such other guidelines issued by the DBM.

**Sec. 61. Honoraria.** Honoraria may be paid only to the following:

- (a) Teaching personnel of the DepEd, TESDA, SUCs and other educational institutions, engaged in actual classroom teaching, whose teaching load is outside of the regular office hours or in excess of the regular load;
- (b) Those who act as lecturers, resource persons, coordinators and facilitators in seminars, training programs, and other similar activities in training institutions;
- (c) Chairpersons and members of commissions, boards, councils, and other similar entities, including personnel thereof who are not paid salaries nor per diems but compensated in the form of honoraria as provided by laws, rules and regulations;
- (d) Those who are involved in science and technological activities and render services beyond their regular workload;
- (e) Officials and employees assigned to special projects, subject to the following conditions:

- (i) Said special projects are reform-oriented or developmental, contribute to the improvement of service delivery and enhancement of the performance of the core functions of the agency, and have specific timeframes and deliverables in accomplishing objectives and milestones set by the agency for the year; and
- (ii) Such assignment entails rendition of work in addition to, or over and above, their regular workload.

In these instances, the rates of honoraria shall depend on the level of responsibilities, nature of work rendered, and extent of individual contribution to produce the desired outputs. The total honoraria received from all special projects shall not exceed twenty five percent (25%) of the annual basic salaries; and

- (f) Officials and employees authorized to received honoraria under R.A. No. 9184 and its IRR.

The grant of honoraria to the foregoing shall be subject to the guidelines prescribed under B.C. No. 2003-5 dated September 26, 2003, as amended by B.C. No. 2007-1 dated April 23, 2007 and N.B.C. No. 2007-510 dated May 8, 2007, B.C. No. 2007-2 dated October 1, 2007, B.C. No. 2004-5A dated October 7, 2005, as amended by B.C. No. 2007-3 dated November 29, 2007, DBM and DOST J.C. No.1 dated June 25, 2013 and such other guidelines issued by the DBM.

**Sec. 62. Representation and Transportation Allowances.** Government officials with the following ranks and their equivalent, as determined by the DBM or by the GCG for GOCC/GFIs covered by R.A. No. 10149, while in the actual performance of their respective functions, are hereby authorized monthly commutable representation and transportation allowances at the rates indicated below, for each type of allowance:

- (a) P14,000 for Department Secretaries;
- (b) P11,000 for Department Undersecretaries;
- (c) P10,000 for Department Assistant Secretaries;
- (d) P9,000 for Bureau Directors and Department Regional Directors;
- (e) P8,500 for Assistant Bureau Directors, Department Assistant Regional Directors, Bureau Regional Directors, and Department Service Chiefs;
- (f) P7,500 for Assistant Bureau Regional Directors; and
- (g) P5,000 for Chief of Divisions, identified as such in the Personnel Services Itemization and Plantilla of Personnel.

The grant of representation and transportation allowances, shall be subject to the following:

- (a) Transportation allowance, whether in full or partial amounts, shall not be granted to officials who are assigned or actually using government motor transportation. Officials who are assigned government motor transportation, but are not able to use said vehicle for justifiable reason, as determined by the DBM, may be granted transportation allowance during the said period;
- (b) Representation and transportation allowances of local government officials who are of equivalent rank to the foregoing officials, as determined by the DBM, shall be at the same percentages of the salary rates authorized for their corresponding income classification in accordance with Section 10 of R.A. No. 6758 and subject to the Personnel Services limitations under Section 325(a) of R.A. No. 7160;
- (c) No amount of representation or transportation allowances, whether commutable or reimbursable, which exceed the rates authorized under this Section may be granted to the foregoing officials. Previous administrative authorizations inconsistent with the rates and conditions specified herein shall no longer be valid and payment shall not be allowed; and
- (d) The pertinent provisions of N.B.C. No. 548 and Local Budget Circular No. 103, both dated May 15, 2013, and such other guidelines issued by the DBM.

**Sec. 63. Official Vehicles and Transport.** Government motor transportation may be used by the following officials with costs chargeable to the appropriations authorized for their respective offices:

- (a) The President of the Philippines;
- (b) The Vice-President;
- (c) The President of the Senate;
- (d) The Speaker of the House of Representatives;
- (e) The Chief Justice and Associate Justices of the Supreme Court;
- (f) The Presiding Justices of the Court of Appeals, Court of Tax Appeals, and the Sandiganbayan;
- (g) The Department Secretaries, Undersecretaries, Assistant Secretaries and officials of equivalent rank;
- (h) Ambassadors, Ministers Plenipotentiary and Consuls in charge of consulates, in their respective stations abroad;
- (i) The Chief of Staff, the Vice-Chief of Staff, and the Commanding Generals of the Major Services of the AFP;
- (j) Heads of Constitutional Commissions and the Ombudsman;
- (k) Bureau Directors, Department Regional Directors and Bureau Regional Directors; and
- (l) Those who may be specifically authorized by the President of the Philippines, with respect to the Executive, the Senate President, with respect to the Senate, the Speaker, with respect to the House of Representatives, and the Chief Justice, in the case of the Judiciary.

**Sec. 64. Quarters Privileges.** Officials who are transferred from one station to another by virtue of agency policies on reshuffling or rotation of personnel and do not own houses or rooms therein, shall be provided free quarters within their office premises.

Where there are no available quarters, the agency may rent rooms which shall serve as quarters for said officials, subject to the rules and regulations prescribed under N.B.C. No. 571 dated December 4, 2017. For those who opt for more expensive quarters other than those rented by their agencies, such preferred quarters may be secured provided that the difference in amount between the one preferred by the officials and that rented by their respective agencies shall be paid by the officials concerned.

Government personnel who are not entitled to quarters privileges but are allowed to use government quarters shall be charged the corresponding cost of rentals subject to guidelines as may be issued by the DBM.

**Sec. 65. Mid-year Bonus.** The Mid-year Bonus equivalent to one (1) month basic salary, shall be granted to all National Government personnel, whether under regular, temporary, casual or contractual status, on full-time or part-time basis, subject to the following:

- (a) Personnel have rendered at least a total or an aggregate of four (4) months of service from July 1 of the immediately preceding year to May 15 of the current year and who are still in the government service as of May 15 of the current year;
- (b) Personnel have obtained at least a satisfactory performance rating in the immediately preceding rating period; and
- (c) The provisions of R.A. No. 11466 dated January 8, 2020, B.C. No. 2017-2 dated May 8, 2017, B.C. No. 2019-4 dated July 5, 2019, and such other guidelines issued by the DBM.

Personnel of GOCCs covered by the Compensation and Position Classification System (CPCS) under R.A. No. 6758, as amended, and LGUs are likewise entitled to Mid-year Bonus chargeable against their respective corporate and local funds.

**Sec. 66. Year-end Bonus and Cash Gift.** The Year-end Bonus equivalent to one (1) month basic salary and additional cash gift of Five Thousand Pesos (P5,000) provided under R.A. No. 6686, as amended by R.A. No. 8441, shall be granted to all National Government personnel, whether under regular, temporary, casual or contractual status, on full-time or part-time basis, subject to the following:

- (a) At least a total of four (4) months of service including leaves of absence with pay from January 1 to October 31 have been rendered during the current year, and who are still in the service by October 31 of the same year;
- (b) Those who have rendered at least a total or an aggregate of four (4) months of service from January 1 of the current year but who have retired or separated from government service before October 31 of the same year shall be granted within the month of retirement or separation, a prorated share of the Year-end Bonus based on the monthly basic pay immediately preceding the date of retirement or separation and a Cash Gift of P5,000; and
- (c) The provisions of B.C. No. 2016-4 dated April 28, 2016 and such other guidelines issued by the DBM.

Personnel of GOCCs covered by the CPCS under R.A. No. 6758, as amended, and LGUs are likewise entitled to Year-end Bonus and Cash Gift chargeable against their respective corporate and local funds.

Such Year-end Bonus and Cash Gift shall be given in November of each year pursuant to R.A. No. 11466.

**Sec. 67. Use of Appropriations for Retirement Gratuity and Terminal Leave.** Appropriations authorized in this Act to cover the payment of retirement benefits shall be released directly to the agencies concerned computed based on the provisions of, and subject to the conditions prescribed in, applicable retirement laws, rules and regulations.

Unless authorized by law and duly covered by guidelines issued by the DBM, public funds shall not be used for the payment of salary increases or adjustments resulting from automatic promotions with the intent of increasing the retirement and terminal leave benefits of government personnel as provided in CSC-DBM J.C. No. 3 dated November 8, 1991.

The payment of any unauthorized retirement benefits shall be null and void and shall accordingly be refunded by the beneficiary-employee. The officials and employees who authorized, allowed, or connived with others in the payment of any unauthorized retirement benefits shall be subject to disciplinary actions in accordance with Section 43, Chapter 5, and Section 80, Chapter 7, Book VI of E.O. No. 292 and to appropriate criminal action under existing penal laws.

## RELEASE AND USE OF FUNDS

**Sec. 68. Cash Budgeting System.** Appropriations authorized in this Act, including budgetary support to GOCCs and financial assistance to LGUs, shall be available for release and obligation for the purpose specified, and under the same general and special provisions applicable thereto, until December 31, 2023, except for personnel services which shall be available for release, obligation and disbursement until December 31, 2022. On the other hand, appropriations for the statutory shares of

LGUs shall be available for release, obligation and disbursement until appropriations are fully utilized and funds are fully disbursed.

Likewise, construction of infrastructure projects, delivery of goods and services, inspection and payment shall be made not later than December 31, 2023.

After the end of the validity period, all unreleased appropriations and unobligated allotments shall lapse, while unexpended or undisbursed funds shall revert to the unappropriated surplus of the General Fund in accordance with Section 28, Chapter 4, Book VI of E.O. No. 292 and shall not thereafter be available for expenditure except by subsequent legislative enactment. Departments, bureaus, and offices of the National Government, including Constitutional Offices enjoying fiscal autonomy, SUCs, and GOCCs, shall strictly observe the validity of appropriations and the reversion of funds.

Except for transfers between LGUs, all balances of fund transfers between or among agencies, instrumentalities, GOCCs and LGUs, which, while obligated but not actually used, utilized, expended or disbursed to pay for completed construction, goods delivered, and services rendered, inspected and accepted as of December 31, 2023, shall revert to the unappropriated surplus of the General Fund.

The DBM is authorized to issue the necessary guidelines for the effective implementation of the cash budgeting system.

A report on these releases, obligations and disbursements shall be submitted to the Speaker of the House of Representatives, the President of the Senate of the Philippines, the House Committee on Appropriations, and the Senate Committee on Finance, either in printed form or by way of electronic document.

(CONDITIONAL IMPLEMENTATION - President's Veto Message, December 30, 2021, Volume I-B, page 820, R.A. No. 11639)

**Sec. 69. Prohibition Against Impoundment of Appropriations.** No appropriations authorized under this Act shall be impounded, unless in accordance with the rules and regulations issued by the DBM and when there is unmanageable National Government budget deficit.

Unmanageable National Government budget deficit as used in this section shall be construed to mean that: (i) the actual National Government budget deficit has exceeded the quarterly budget deficit targets consistent with the full-year target deficit as indicated in the BESF submitted by the President and approved by Congress pursuant to Section 22, Article VII of the Constitution; or (ii) there are clear economic indications of an impending occurrence of such condition, as determined by the DBCC and approved by the President.

**Sec. 70. Prohibition Against Retention or Deduction of Funds.** Fund releases from appropriations provided in this Act shall be transmitted to the agency concerned, subject to Section 3 hereof, applicable special and general provisions, and budgeting rules and regulations. No retention or deduction as reserves or overhead shall be made, except as authorized by law, the general or special provisions in this Act.

**Sec. 71. Direct Release of Funds to Regional Offices and Operating Units.** Funds appropriated in this Act shall be released directly to the Regional Offices (ROs) and Operating Units (OUs) of agencies where funds are specifically appropriated to the ROs and OUs of agencies, except as otherwise requested by the agencies to the DBM.

The DBM shall furnish copies of fund releases to ROs and OUs to the Speaker of the House of Representatives, the President of the Senate of the Philippines, the House Committee on Appropriations and the Senate Committee on Finance, either in printed form or by way of electronic document.

**Sec. 72. Lump-Sum Appropriations.** Release of lump-sum appropriations shall be made upon compliance with the requirements under the applicable general and/or special provisions and submission by the agency concerned of a Special Budget pursuant to Section 35, Chapter 5, Book VI of E.O. No. 292, copy furnished the House Committee on Appropriations and the Senate Committee on Finance. The Special Budget shall include the complete details of the activities or projects covering the lump-sum appropriations with the corresponding cost up to the lowest level i.e., provincial, city or municipal level, as the case may be.

**Sec. 73. Fund Transfers to Civil Society Organizations.** A government agency may transfer public funds to a Civil Society Organization (CSO) only if all of the following conditions are present:

(a) The CSO is either:

- (i) implementing a government program or project jointly with the government agency; or
- (ii) a beneficiary of a government program or project.

(b) There is a specific appropriation in the GAA or some other appropriation law for such government program or project.

(c) The government agency has accredited the CSO in accordance with its guidelines. The guidelines shall include, as a minimum, the following requirements:

- (i) The presence of the CSO in its stated address and area of operation has been validated;
- (ii) The CSO has an identified membership and leadership and defined organizational structure;
- (iii) The CSO is in good standing with all government agencies from which the CSO has received public funds;
- (iv) The CSO is not in default or in delay in liquidating any public funds received from any government agency;
- (v) For implementing CSOs, the CSO must have a proven track record and good standing in undertaking civil society works; the CSO must not have any Director, Trustee, Officer or key personnel related within the fourth civil degree of consanguinity or affinity to any official involved in the processing of its accreditation, or any official of the government agency funding or implementing the program or project to be implemented by the CSO; and the CSO must

- have proven legal existence; and
- (vi) For beneficiary CSOs, the CSO must have the appropriate social preparation from the government agency providing the grant of financial assistance.

In case of a cooperative who wishes to become a CSO partner, the submission of certificate of registration and certificate of compliance as issued by the Cooperative Development Authority specifically for that purpose including meeting the minimum requirements as stated herein shall be sufficient for it to qualify as a CSO partner.

Government agencies shall post the lists of their accredited CSOs in their respective websites, and shall update such lists quarterly.

- (d) The CSO has liquidated in accordance with existing COA regulations all fund transfers due for liquidation. Only CSOs with proven absorptive capacity and good track records to implement several projects at the same time shall be considered as implementing CSO of multiple projects.
- (e) The CSO was selected by the government agency in accordance with R.A. No. 9184 and such other applicable rules and regulations.

To ensure the CSOs comply with all pertinent rules and regulations covering the transfer, use, liquidation and audit of public funds, government agencies shall put into place the needed monitoring, evaluation and reporting mechanisms. Government agencies shall remain accountable for funds transferred to CSOs in accordance with government accounting and auditing rules and regulations.

Government agencies shall submit to the DBM, the Speaker of the House of Representatives, the President of the Senate of the Philippines, the House Committee on Appropriations and the Senate Committee on Finance, either in printed form or by way of electronic document, quarterly reports on funds transferred and the government programs or projects involved. The head of the respective government agencies and their web administrator or his/her equivalent shall be responsible for ensuring that said quarterly reports are likewise posted on their websites.

**Sec. 74. Authority to Use Savings.** The President of the Philippines, the President of the Senate of the Philippines, the Speaker of the House of Representatives, the Chief Justice of the Supreme Court, the Heads of the Civil Service Commission, the Commission on Elections, and the COA are hereby authorized to declare and use savings in their respective appropriations to augment actual deficiencies incurred for the current year in any item of their respective appropriations.

The foregoing constitutional officers authorized to use savings shall ensure that a semestral and annual report on their respective use of savings shall be submitted to the President of the Senate of the Philippines and the Speaker of the House of Representatives, copy furnished the DBM. The report shall indicate among others, the amount of savings generated, the sources and grounds used therefor, and the existing P/A/P in their respective appropriations augmented. They shall likewise ensure that said reports are posted on their respective websites.

The DBM shall post on its website the savings of the national government agencies generated from the reports required under this Section in order to account for the overall savings of the National Government.

(GENERAL OBSERVATION - President's Veto Message, December 30, 2021, Volume I-B, page 822, R.A. No. 11639)

**Sec. 75. Meaning of Savings.** Savings refer to portions or balances of any released appropriations in this Act which have not been obligated as a result of any of the following:

- (a) completion, final discontinuance, or abandonment of a program, activity or project for which the appropriation is authorized; or
- (b) implementation of measures resulting in improved systems and efficiencies and thus enabled an agency to meet and deliver the required or planned targets, programs and services approved in this Act at a lesser cost.

In case final discontinuance or abandonment is used as basis in the declaration of savings, such discontinued or abandoned program, activity or project shall no longer be proposed for funding in the next two (2) fiscal years.

Allotments that were not obligated due to the fault of the agency concerned shall not be considered savings.

**Sec. 76. Rules on Augmentation.** Augmentation is the act of the constitutional officers authorized to use current year savings in their respective appropriations to cover actual current year deficiencies in any existing item of appropriation within their respective offices. A deficiency in an item of appropriation may result from:

- (a) Unforeseen modifications of adjustments in the program, activity or project; or
- (b) Re-assessment in the use, prioritization and/or distribution of resources.

An item of appropriation shall pertain to the amount appropriated for an activity or project authorized in this Act.

The particulars of the expenditures to be funded from savings should be within the scope of, or covered by an existing activity or project. The existence of an activity or project regardless of the availability of allotment class/es is sufficient for the purpose of augmentation.



In no case shall a non-existent activity or project be funded by augmentation from savings or by the use of an appropriations authorized in this Act.

**Sec. 77. Priority in the Use of Savings.** In the use of savings, priority shall be given to the payment of compensation, year-end bonus and cash gift, retirement gratuity, terminal leave benefits, old-age pension of veterans and other personnel benefits authorized by law and in this Act, as well as the implementation of priority project or activity covered in this Act, including the payment of CNA incentives and other negotiated benefits, subject to the provisions of Section 79 of this Act.

**Sec. 78. Rules on Modification in the Allotment.** As a general rule, departments, bureaus and offices of the National Government, including Constitutional Offices enjoying fiscal autonomy and SUCs shall spend what is programmed in their respective appropriations in this Act. In exceptional circumstances, agencies may modify the allotment issued within an activity or project subject to approval of the following ensued by the timely submission of reports by all offices concerned:

- (a) The heads of agencies, for the following: (i) change in the details of an activity or project without changing its nature and within the same operating unit; and (ii) change in the object of expenditure (Travelling Expenses, or Investment Outlays) within an allotment class (MOOE, or Capital Outlays);
- (b) The DBM, in the following modifications: (i) from one allotment class to another; (ii) from one operating unit to another; and (iii) within a special purpose fund; and
- (c) The President of the Philippines, for the payment of intelligence funds within the Executive branch.

All modification in the allotment shall not entail any increase in the total amount appropriated for an activity or project.

**Sec. 79. Rules in the Grant of Collective Negotiation Agreement Incentive.** Departments, bureaus, and offices of the National Government, including Constitutional Offices enjoying fiscal autonomy and SUCs may grant Collective Negotiation Agreement (CNA) Incentive sourced from the allowable MOOE allotments identified by the DBM, subject to the following:

- (a) There is a valid CNA executed between the agency and the recognized employee organization which includes a provision on cost-cutting measures to be undertaken collectively by the agency and its personnel;
- (b) The one-time annual payment of CNA Incentive shall be made through a written resolution signed by agency representatives from both labor and management, and approved by the agency head;
- (c) The CNA Incentive that may be granted shall be limited to the amount determined by the DBM; and
- (d) The use of MOOE for the payment of CNA Incentive shall be subject to approval by the agency head and made only during the validity of appropriations. Any excess amounts therefrom after payment of the CNA Incentive shall revert to the General Fund.

GOCCs and LGUs may likewise grant CNA Incentive to their respective personnel, subject to the policies, rules and regulations issued by the DBM.

**Sec. 80. Mandatory Expenditures.** The amounts programmed for petroleum, oil and lubricants, water, illumination and power services, telephone and other communication services, and rental expenses shall be disbursed exclusively for such items of expenditures. Any available allotment from these items after taking into consideration the agency's full year requirements may be modified only in the last quarter and subject to the provisions of Section 77 hereof.

Disbursements or expenditures of agencies in violation of this Section shall be void, and shall subject the erring officials and employees to disciplinary actions in accordance with Section 43, Chapter 5 and Section 80, Chapter 7, Book VI of E.O. No. 292 and to appropriate criminal action under existing penal laws.

**Sec. 81. Expenditures for Business-type Activities.** Funds for the procurement of supplies and materials intended to be utilized in the conduct of business-type activities shall be disbursed exclusively for such business-type activity. In no case shall said appropriations be used for any other purpose.

Disbursements or expenditures by agencies in violation of this Section shall be void, and shall subject the erring officials and employees to disciplinary actions in accordance with Section 43, Chapter 5 and Section 80, Chapter 7, Book VI of E.O. No. 292 and to appropriate criminal action under existing penal laws.

**Sec. 82. Intelligence Funds.** No appropriations authorized in this Act as intelligence fund shall be released or disbursed for intelligence activities, including amounts sourced from savings, unless approved by the President of the Philippines.

The use of savings to augment intelligence funds is subject to prior approval of the President of the Philippines, upon joint recommendation by the Secretary of National Defense and the Secretary of Budget and Management.

Intelligence expenses refer to those related to intelligence information gathering activities of uniformed and military personnel, and intelligence practitioners that have direct impact to national security.

Agencies utilizing intelligence funds shall submit to the President of the Philippines a quarterly report on the accomplishments in the use of said funds.

Implementation of this Section shall be subject to COA-DBM-DILG-GCG-DND J.C. No. 2015-01 dated January 8, 2015 and such other guidelines issued thereon.

**Sec. 83. Confidential Funds.** Confidential funds authorized in this Act shall be released or disbursed only upon approval of the Department Secretary concerned.

Confidential expenses refer to those related to surveillance activities in civilian government agencies that are intended to support the mandate or operations of the agency.

Agencies utilizing confidential funds shall submit to the President of the Philippines and both Houses of Congress a quarterly report on the accomplishments in the use of said funds.

Implementation of this Section shall be subject to COA-DBM-DILG-GCG-DND J.C. No. 2015-01 dated January 8, 2015 and such other guidelines issued thereon.

**Sec. 84. Limitations on Cash Advance and Reportorial Requirements.** Notwithstanding any provision of law to the contrary, cash advances shall not be granted until such time that the earlier cash advances availed of by the officials or employees concerned shall have been liquidated in accordance with accounting and auditing rules and regulations.

For this purpose, the head of the agency and the COA auditor shall be jointly responsible for the preparation and submission to the House Committee on Appropriations and Senate Committee on Finance, either in printed form or by way of electronic document, the Annual Report on Cash Advances indicating the names of the recipients, the items of expenditures for which said cash advances were disbursed, and the dates of liquidation as reflected in the Agency Books of Accounts.

**Sec. 85. Use of Funds for Foreign-Assisted Projects.** The amounts appropriated in this Act for the implementation of foreign-assisted projects, composed of loan proceeds and peso counterpart components shall be utilized in accordance with the rules and regulations prescribed under DBM-COA-DOF J.C. No. 2-97 dated March 31, 1997, N.B.C. No. 581 dated December 27, 2020, and such other guidelines that may be issued thereon.

**Sec. 86. Disbursement of Funds.** Public funds for obligations incurred with proper authorization shall be disbursed through the BTr or authorized government servicing banks under the Modified Disbursement System, subject to any guidelines which may be issued thereon.

**Sec. 87. Incurrence or Payment of Unauthorized or Unlawful Obligation or Expenditure.** Disbursements or expenditures incurred in violation of existing laws, rules and regulations shall be rendered void. Any and all public officials or employees who will authorize, allow or permit, as well as those who are negligent in the performance of their duties and functions which resulted in the incurrence or payment of unauthorized and unlawful obligation or expenditure shall be, personally liable to the government for the full amount committed or expended and, subject to disciplinary actions in accordance with Section 43, Chapter 5 and Section 80, Chapter 7, Book VI of E.O. No. 292.

## ADMINISTRATIVE PROCEDURES

**Sec. 88. Institutional Strengthening and Productivity Improvement in Agency Organization and Operations.** Heads of departments, bureaus, offices, and instrumentalities under the Executive branch shall adopt institutional strengthening measures to enhance productivity and improve service delivery. For this purpose, they shall: (i) conduct a comprehensive review of their respective mandates, missions, objectives and functions, systems and procedures, and programs, activities and projects; and (ii) identify areas where improvements are necessary and more resources need to be rechanneled.

In pursuit of said institutional strengthening efforts, the DBM, in consultation with the agencies, shall determine the functions, programs, activities and projects that could be strengthened, scaled-down, phased-out or abolished and recommend the corresponding structural, functional and operational adjustments to streamline the organization and operations of the agency and improve its performance and productivity.

Accordingly, the DBM may recommend the: (i) creation, abolition, renaming, consolidation or merger of bureaus, offices and units; or (ii) creation, abolition, reclassification, conversion or transfer of existing positions, from one unit to another.

The President of the Philippines or the DBM, as the case may be, is authorized to approve the organizational and staffing modifications needed in streamlining and improving productivity in agency organization and operations, in accordance with Section 90 hereof.

**Sec. 89. Data Privacy Protection.** All agencies of the government shall ensure personal data protection and privacy in its data processing activities in accordance with R.A. No. 10173 (Data Privacy Act of 2012) and other relevant laws and regulations.

Agencies shall designate a Data Protection Officer (DPO) with rank of at least assistant secretary or executive director to: (i) conduct data privacy risk and impact assessment; (ii) formulate a Privacy Management Program (PMP); (iii) implement organizational technical and physical measures and projects to protect personal data; and (iv) conduct drills within their agencies.



**Sec. 90. Organizational Structure and Staffing Pattern Changes.** Notwithstanding any provision of law to the contrary and within the limits of the appropriations authorized in this Act, the President of the Philippines is authorized to create new offices and modify the existing organizational structure of the agencies in the Executive branch, as well as create new positions or modify existing ones whenever public interest so requires.

The DBM may approve minor changes in the organizational structure and staffing pattern of agencies, and create positions up to a division chief and equivalent level under the Executive branch. It may likewise determine the organizational structure and provide positions in the organizational units of agencies or offices created or reorganized pursuant to law.

**Sec. 91. Foreign Travel of Government Officials.** In order to ensure that the delivery of services and the operations of the agency is not hampered, all personal and official foreign travels of Department Secretaries or those of equivalent in rank in the Executive Department, Chairpersons and Members of Governing Boards and Chief Executive Officers of GOCCs and GFIs under or attached to the Office of the President (OP), as well as the heads of National Government Agencies under or attached thereto, shall require clearance from the OP prior to foreign travel, pursuant to Section 10 of E.O. No. 77, s. 2019.

**Sec. 92. Allocation for Reorganized Departments, Bureaus and Offices of the National Government, including Constitutional Offices enjoying Fiscal Autonomy and State Universities and Colleges.** The amount appropriated in this Act for departments, bureaus and offices of the National Government, including Constitutional Offices enjoying fiscal autonomy and SUCs, which were reorganized during the immediately preceding fiscal year and the current year, shall be released to the successor agency subject to any transitory provision in the issuance authorizing its reorganization.

**Sec. 93. National Tax Allotment of Local Government Units.** The national tax allotment which is automatically appropriated in accordance with Section 4 of R.A. No. 9358 shall be apportioned among LGUs, including those created, approved, and ratified in FY 2021 in accordance with the allocation formula prescribed under Section 285 of R.A. No. 7160, taking into consideration the following:

- (a) The land area shall be based on the FY 2001 Land Management Bureau (LMB) certified Masterlist of Land Area unless the latest LMB certified Masterlist of Land Area has been validated by the DILG, NAMRIA and representatives of the Leagues of Provinces, Cities and Municipalities, and endorsed by the Secretary of DENR and the Chief Minister of the BARMM to DBM on or before December 31, 2021; and
- (b) The population shall be based on the FY 2020 Census of Population by Province, City, Municipality and Barangay, as approved under Presidential Proclamation No. 1179 dated July 6, 2021.

All valid adjustments, changes, modifications, or alterations in any of the factors affecting the computation of National Tax Allotment that occurred or happened, including final and executory court decisions made effective, during the current fiscal year, shall only be considered and implemented by the DBM in the subsequent fiscal year from receipt by the DBM of the notice of said change.

LGUs shall include in their budgets income from both local and external sources, including the amount of their National Tax Allotment, based on the allocation by the DBM, and receipts from borrowings, which shall be approved by their respective sanggunian.

Enforcement of the Personnel Services limitations under Sections 325(a) and 331(b) of R.A. No. 7160 shall be waived to enable LGUs to: (i) absorb the cost of hospital services transferred from provinces to newly created cities; (ii) pay the CNA incentives of their employees upon compliance with the rules and regulations issued by the DBM; (iii) pay the retirement and terminal leave benefits, including the monetization of leave credits of their employees; (iv) pay the minimum year-end bonus of One Thousand Pesos (P1,000) for the punong barangay and Six Hundred Pesos (P600) for other mandatory barangay officials, and their cash gifts; (v) pay the salaries and benefits of health/medical personnel that may be hired to perform functions related to emergency situations; (vi) pay the special benefits that may be authorized to be granted to LGU personnel during emergency situations; (vii) pay the salary differentials of LGU hired public health workers to fully implement the provisions of R.A. No. 7305; and (viii) pay the salaries and other benefits of additional personnel that may be hired by the LGUs to implement the devolved basic services and functions, subject to the guidelines to be issued by the DBM.

The National Tax Allotment, and all LGU shares appropriated herein, shall be directly released by the BTr to the LGU beneficiaries through authorized government servicing banks.

**Sec. 94. Implementation of Nationally Funded Projects.** Pursuant to Section 17(c) of R.A. No. 7160, the National Government Agencies, such as DPWH, DA, NIA, DOH, DSWD, DepEd, DENR, DILG, DOTr, and DTI, may designate LGUs as implementing agencies for public works and infrastructure projects and other programs, services and facilities, including the construction of local roads and facilities appropriated in this Act, subject to the following:

- (a) The LGU has the capability to implement the foregoing by administration or contract and in accordance with the design, plan, specifications, and such other standards and policies of the National Government;
- (b) The LGU-recipient of nationally funded public works and infrastructure projects and other programs, services and facilities shall commit to fund the cost of maintenance and repairs thereof; and
- (c) The amounts appropriated to LGUs shall be released during the fiscal year to be deposited in a trust fund and shall be made available for disbursement for the purpose specified until December 31, 2023.

After the end of validity period, any unreleased appropriations shall lapse, while undisbursed funds shall revert to the unappropriated surplus of the General Fund in accordance with Section 28, Chapter 4, Book VI of E.O. No. 292.

The LGU shall submit quarterly reports on fund utilization and accomplishments through other electronic means and LGU's website.

The LGU shall send written notice when said reports have been submitted or posted on its website to the DBM, House of Representatives, Senate of the Philippines, House Committee on Appropriations, Senate Committee on Finance, and other offices where the submission of reports is required under existing laws, rules and regulations. The date of notice to said agencies shall be considered the date of compliance with this requirement.

**Sec. 95. Digital Payments for Government Financial Transactions.** All national government agencies, GOCCs, and LGUs are authorized to utilize a safe and efficient digital payment system in the collection of taxes, fees, tolls, imposts, and other revenues and in the payment of goods, services, and other disbursements subject to the guidelines to be issued by the DBM, DOF, BSP, GPPB, and COA. The agencies may engage the services of established digital payment system providers duly authorized and accredited by the BSP: *Provided*, That the said digital payment system provider shall be capable in terms of financial resources, technical expertise, and good reputation or proven track record, in addition to the requirements provided under the procurement law, rules and regulations.

**Sec. 96. Submission of Annual Reports and Audited Financial Statements on Accounts Deposited Outside of the National Treasury.** All departments, bureaus, offices, and instrumentalities of the National Government, including Constitutional Offices enjoying fiscal autonomy and SUCs authorized by law to retain or use income and deposit the same outside of the National Treasury shall submit their respective audited financial statements, annual reports and narrative report stating therein a detailed description of the utilization of funds through the following:

- (a) URS or other electronic means for reports not covered by the URS, until such time that all agencies have fully migrated to the BTMS; and
- (b) Agency's website.

The statement and report shall include the beginning balance, income collected and its sources, expenditures, and ending balance for the preceding fiscal year.

The agency shall send written notice when said reports have been submitted or posted on its website to the DBM, House of Representatives, Senate of the Philippines, House Committee on Appropriations, Senate Committee on Finance, and other offices where the submission of reports is required under existing laws, rules and regulations. The date of notice to said agencies shall be considered the date of compliance with this requirement.

**Sec. 97. Report on Commission on Audit Findings and Recommendation.** Within sixty (60) days from receipt of the COA Annual Audit Report, agencies concerned shall submit to the COA, either in printed form or by way of electronic document, a status report on the actions taken on said audit findings and recommendations using the prescribed form under COA Memorandum No. 2014-002 dated March 18, 2014. They shall likewise furnish the DBM, the Speaker of the House of Representatives, the President of the Senate of the Philippines, the House Committee on Appropriations and the Senate Committee on Finance, either in printed form or by way of electronic document, a copy of said reports.

The head of agency concerned and the agency's web administrator or his/her equivalent shall be responsible for ensuring that said status reports are posted on the agency's website.

**Sec. 98. Financial Reports.** Departments, bureaus, offices and instrumentalities of the National Government, including Constitutional Offices enjoying fiscal autonomy and SUCs, shall submit the monthly report on appropriations, allotments, obligations and disbursements of current appropriations, as well as the monthly report of disbursement, on or before the tenth (10th) day of the month immediately following the covered period, through the following:

- (a) URS or other electronic means for reports not covered by the URS, until such time that all agencies have fully migrated to the BTMS; and
- (b) Agency's website.

The agency shall send written notice when said reports have been submitted or posted on its website to the DBM, House of Representatives, Senate of the Philippines, House Committee on Appropriations, Senate Committee on Finance, and other offices where the submission of reports is required under existing laws, rules and regulations. The date of notice to said agencies shall be considered the date of compliance with this requirement.

**Sec. 99. Quarterly Financial and Physical Reports.** Departments, bureaus, offices and instrumentalities of the National Government, including Constitutional Offices enjoying fiscal autonomy and SUCs, shall submit quarterly reports on its financial and physical accomplishments, within thirty (30) days after the end of each quarter, through the following:

- (a) URS or other electronic means for reports not covered by the URS, until such time that all agencies have fully migrated to the BTMS; and
- (b) Agency's website which shall be kept posted for a period of at least six (6) years.

The agency shall send written notice when said reports have been submitted or posted on its website to the DBM, House of Representatives, Senate of the Philippines, House Committee on Appropriations, Senate Committee on Finance, COA, and other offices where the submission of reports is required under existing laws, rules and regulations. The date of notice to said agencies shall be considered the date of compliance with this requirement.

The agency shall keep a printed copy of the consolidated quarterly report for a period of at least three (3) years.

The DBM shall likewise submit to the Speaker of the House of Representatives, the President of the Senate of the Philippines, the House Committee on Appropriations and the Senate Committee on Finance, either in printed form or by way of electronic document, quarterly reports on releases from, obligations incurred, liquidated and unliquidated obligations, total disbursements and balances of, Special Purpose Funds, Supplemental Appropriations, Continuing Appropriations and Automatic Appropriations as well as modification of funds approved by it pursuant to the General Provisions in this Act.

Failure to comply with any of the foregoing shall result in the automatic suspension of the salaries of the responsible official or employee until they have complied with the above requirements pursuant to Section 57, Chapter 6, Book VI of E.O. No. 292.

Repeated failure or refusal of said official or employee to submit the above reports without any justifiable cause may be a ground for administrative disciplinary action, subject to pertinent civil service rules and regulations. The head of agency shall be responsible for ensuring compliance with this penalty provision.

(GENERAL OBSERVATION - President's Veto Message, December 30, 2021, Volume I-B, page 822, R.A. No. 11639)

**Sec. 100. Submission of Post FY 2022 Budget Status.** The DBM shall submit to the Speaker of the House of Representatives, the President of the Senate of the Philippines, the House Committee on Appropriations and the Senate Committee on Finance a post 2022 budget status report not later than May 31, 2023. The report shall indicate a brief accomplishment on all programs, activities, and projects of agencies of the government as reflected in this Act and including specific activities or projects funded from lump-sum appropriations and special purpose funds.

The DBM shall post the said report on its website. The heads of the agencies and the agencies' web administrators or their equivalent shall be responsible for ensuring that the portion of the status report pertinent to them are likewise posted on their respective websites.

**Sec. 101. Transparency in Infrastructure Projects.** All agencies of the government shall post the following on their respective websites, within the period indicated:

- (a) The project title, location, and detailed description; detailed estimates in arriving at the Approved Budget for the Contract; and winning contractor and the detailed estimates of the bid as awarded; source of fund; implementing office, responsible official and their contact details; and start of construction date and target date of completion, within thirty (30) calendar days from entering into contract;
- (b) The detailed actual cost of the project; and variation orders issued, if any, within thirty (30) calendar days from the issuance of a certificate of completion; and
- (c) Quarterly status update, including geotagged photos, of the project, and in case of delay, state the reason/s.

The heads of the agencies and web administrators or their equivalent shall be responsible for ensuring compliance with this Section.

**Sec. 102. Transparency Seal.** To enhance transparency and enforce accountability, all agencies of the government shall maintain a Transparency Seal to be posted on their websites. The Transparency Seal shall contain the following: (i) the agency's mandates and functions, names of its officials with their position and designation, and contact information; (ii) approved budgets and corresponding targets, immediately upon approval of this Act; (iii) modifications made pursuant to the general and special provisions in this Act; (iv) annual procurement plan/s and contracts awarded with the winning supplier, contractor or consultant; (v) major activities or projects categorized in accordance with the 0+10 point socioeconomic agenda and their target beneficiaries; (vi) status of implementation, evaluation or assessment reports of said programs or projects; (vii) Budget and Financial Accountability Reports; (viii) People's Freedom to Information (FOI) Manual signed by head of agency, Agency Information Inventory, 2020 and 2021 FOI Summary Report, and 2020 and 2021 FOI Registry; and (ix) annual reports on the status of income authorized by law to be retained or used and be deposited outside of the National Treasury, which shall include the legal basis for its retention or use, the beginning balance, income collected and its sources, expenditures, and ending balance for the preceding fiscal year.

The heads of the agencies and their web administrators or their equivalent shall be responsible for ensuring compliance with this Section.

The DBM shall post on its website the status of compliance by all agencies of the government.

**Sec. 103. People's Feedback Mechanism.** Subject to guidelines to be issued by the Department of Information and Communications Technology, all government agencies shall provide, through their respective websites, means for Filipinos to provide feedback on the programs, activities, and projects funded under this Act and how they may be revised and/or improved, which shall be responded to within fifteen (15) working days from receipt thereof, as provided in Section 5 (c) of R.A. No. 6713 and other pertinent issuances.

**Sec. 104. Joint Congressional Oversight Committee on Public Expenditures.** The Senate and the House of Representatives shall constitute a Joint Congressional Oversight Committee on Public Expenditures which shall primarily monitor compliance by agencies with the requirements or conditions in the utilization of public funds under this Act and pertinent laws.

The Joint Congressional Oversight Committee shall be co-chaired by the Chairperson of the Committee on Finance of the Senate and the Chairperson of the Committee on Appropriations of the House of Representatives. The President of the Senate and the Speaker of the House of Representatives shall each designate seven (7) Senators and seven (7) members of the House of Representatives, respectively, as members of the Joint Congressional Oversight Committee. The minority group in the Senate and the House of Representatives shall each have at least one (1) seat in the Joint Congressional Oversight Committee.


The Joint Congressional Oversight Committee on Public Expenditures shall not intervene, participate, or undertake any role or function in any of the various post-enactment stages of the budget execution, such as, but not limited to, project identification or modification, fund releases, and other activities beyond its congressional oversight functions as defined under applicable laws or jurisprudence.


**Sec. 105. Exemption from Garnishment, Levy and Execution.** Any court, agency or office is hereby cautioned from garnishing or subjecting to levy and execution all public funds, especially the amounts appropriated under this Act.

**Sec. 106. Separability Clause.** If for any reason, any section or provision of this Act is declared unconstitutional or invalid, other sections or provisions which are not affected thereby shall continue to be in full force and effect.


**Sec. 107. Effectivity.** The provisions of this Act, detailed in Volume Nos. I-A, I-B, I-C and II shall take effect on January One, Two Thousand and Twenty Two, unless otherwise provided herein.

Approved,

  
**VICENTE C. SOTTO III**  
President of the Senate

  
**LORD ALLAN JAY Q. VELASCO**  
Speaker of the House of Representatives

This Act which originated from the House of Representatives was passed by the House of Representatives and the Senate of the Philippines on December 15, 2021

  
**MYRA MARIE D. VILLARICA**  
Secretary of the Senate

  
**MARK LLANDRO L. MENDOZA**  
Secretary General of the House of Representatives

  
**RODRIGO ROA DUTERTE**  
President of the Philippines

DEC 30 2021





**FISCAL YEAR 2022  
PRESIDENT'S VETO MESSAGE**





MALACAÑAN PALACE  
MANILA

**DEC 30 2021**

**THE HONORABLE SPEAKER  
LADIES AND GENTLEMEN OF  
THE HOUSE OF REPRESENTATIVES**

By the power vested in me by the Constitution, I sign into law Republic Act (RA) No. **11639**, the General Appropriations Act (GAA) for Fiscal Year (FY) 2022, entitled "APPROPRIATING FUNDS FOR THE OPERATION OF THE GOVERNMENT OF THE REPUBLIC OF THE PHILIPPINES FROM JANUARY ONE TO DECEMBER THIRTY ONE, TWO THOUSAND AND TWENTY TWO."

Whether in a season of growth or in a season of crisis, two things are asked of government – to do its job well and to do its job with urgency. More than ever, over these past two years, we have seen how vital it is for leaders to keep this in mind. As indeed they should in the forthcoming year and beyond.

In the midst of the urgency for government to continue its performance in order to sustain the advances already made and finally overcome the Coronavirus Disease 2019 (COVID-19) pandemic, let me express my deepest gratitude to the distinguished members of the Legislature for the timely approval of the national budget for FY 2022.

The year that is just about to end has proven yet again what the world knows of the Filipino people. We are a people of hope. The narrative of our life as a nation is a testament of how we draw upon this hope in order to endure, rise, and win. *Bangon* reverberates in our blood.

This budget – the last fully-crafted and enacted budget of my Administration – will serve as the beacon to guide the hope of the Filipino people that will carry us through 2022.

Hope and hard work have sustained us over the past year, for which there are so many reasons to be grateful.

- The nation is ahead in the battle to control the pandemic, despite the emergence of the Delta variant, because of our timely and effective response;
- The nationwide success of our COVID-19 vaccination program is manifested in the 102,404,651 total doses administered as of December 20, 2021, of which 44,890,290, or 43.8 percent, represent complete doses, as reported in the National COVID-19 Vaccination Dashboard of the Department of Health;
- The path to national economic recovery has been clearly defined, with the proper priorities set in place. In fact, from January to September of 2021,



average Gross Domestic Product growth stood at 4.9 percent which is within the upper edge of our government's target range, as reported jointly by the Secretaries of the National Economic and Development Authority (NEDA), the Department of Finance, and the Department of Budget and Management (DBM); and

- A sound financial program for the forthcoming year, crafted on the right focus and priorities, will provide adequate support, not only to finally overcome the health crisis but recover from its impact on people's lives, health, and livelihood, and the setbacks to the national economy.

In the months since our submission of the proposed budget, however, events have taken place that yet again severely tested the Filipino people's resilience and hope.

We have been told, along with the rest of the world, to brace ourselves for the impact of a new COVID-19 variant called Omicron. While we have been intensifying our efforts in response to the foregoing warning, hundreds of thousands of Filipino families in the Visayas and Mindanao suffered the wrath of Super Typhoon *Odette* – some lost their lives, their loved ones, their homes and properties, and their livelihoods. We are with them at this time of grief, and we will do everything we can to help them get through this tragedy.

Despite these unfortunate events, and as before, through every crisis or calamity that has befallen the Filipino people, it is without doubt that we will survive and prevail.

The future goes beyond this Administration – we have always kept that in mind. And so our focus is not so much on tallying up the legacy of this Administration, but looking beyond the here and now, to ensure that our people can and will continue the legacy of change for the future generations.

## I. GENERAL COMMENTS

The passage of this PhP5.024 Trillion FY 2022 national budget days before the start of 2022 will be the New Year's gift offering of my government to the Filipino people. It is one they rightfully deserve for the trust that they have given us.

The FY 2022 national budget is an effective impetus to get our nation and people back on the road to a strong and genuine recovery. In crafting it, we have been guided by three (3) main goals. These are: Building Resilience amidst the Pandemic; Sustaining the Momentum towards Recovery; and Continuing the Legacy of Infrastructure Development.

This budget will fund key programs and measures that will fortify the four main pillars of our recovery strategy: health and nutrition, social protection, governance, and development.

It also begins a new chapter in the development and growth of local governments, with the start of implementation of the Supreme Court ruling in the consolidated cases of *Mandanas et al. v. Ochoa et al.* and *Garcia v. Ochoa et al.*, G.R. Nos. 199802 and 208488 dated July 3, 2018.

We will continue to do our work – to do it well and with urgency – with this financial program for the National Government that you have thoroughly perused, critically reviewed, and approved.

## II. DIRECT VETO

Pursuant to my constitutional duty to ensure that laws are faithfully executed and in view of the mandate under Section 25 (2), Article VI of the Constitution that “[n]o provision or enactment shall be embraced in the general appropriations bill unless it relates specifically to some particular appropriation therein. Any such provision or enactment shall be limited in its operation to the appropriation to which it relates,” I hereby veto certain provisions and proviso introduced in this budget which do not relate to particular appropriations or those that would effectively amend existing laws. Such provisions or proviso are considered “inappropriate provisions” which are derogations to the power to legislate substantive laws, thus, have no place in this GAA. Matters of general legislation are more appropriately dealt with in separate enactments (*Philippine Constitution Association et al. v. Enriquez et al.*, G.R. No. 113105, August 19, 1994).

I am constrained to veto **State Universities and Colleges (SUCs)-Special Provision(s) Applicable to the SUCs, Special Provision No. 17, “Exclusion of Lands Owned and Occupied by State Universities and Colleges from the Comprehensive Agrarian Reform Program,” Volume I-A, page 789**, since it does not relate to any appropriation in the budget for the SUCs. It is further noted that the subject matter of such provision is already covered by a separate substantive law. Section 10 of RA No. 6657 (Comprehensive Agrarian Reform Law of 1988) expressly prescribes that, “[l]ands actually, directly and exclusively used and found to be necessary for parks, wildlife, forest reserves, reforestation, fish sanctuaries and breeding grounds, watersheds, and mangroves, national defense, school sites and campuses including experimental farm stations operated by public or private schools for educational purposes, seeds and seedlings research and pilot production centers, church sites and convents appurtenant thereto, mosque sites and Islamic centers appurtenant thereto, communal burial grounds and cemeteries, penal colonies and penal farms actually worked by the inmates, government and private research and quarantine centers and all lands with eighteen percent (18%) slope and over, except those already developed shall be exempt from the coverage of the Act.”

Similarly, I am obliged to veto the proviso “**thrift banks and universal/commercial banks, and Non-Bank Financial Institutions (NBFIS) such as cooperatives, farmers or fisherfolk organizations or associations, agri-fishery-based corporations,**” in **Department of Agriculture (DA)-Agricultural Credit Policy Council, Special Provision No. 1, “Agricultural Credit Facility,” Volume I-A, page 130**, which expands the authorized credit facilities that will manage the Agro-Industry Modernization Credit Financing Program as provided under RA No. 8435 (Agriculture and Fisheries Modernization Act of 1997), thereby effectively amending Section 21 of the same law where only “cooperative banks, rural banks, government financial institutions and viable non-governmental organizations” were expressly specified. The provisions of RA No. 8435, being a substantive law, shall prevail.

Moreover, the special provisions for the Department of Transportation (DOTr) under **DOTr-Office of the Secretary (OSEC), Special Provision No. 12, "Motor Vehicle Inspection System," Volume I-B, page 403**, and **DOTr-OSEC, Special Provision No. 13, "Gender Responsive Restroom Program," Volume I-B, page 403**, should not have found their way in this GAA considering that both do not relate to any appropriation in the DOTr's budget, and are thus hereby vetoed.

Likewise, I veto **Commission on Human Rights (CHR), Special Provision No. 1, "Establishment of a Human Rights Institute," Volume I-B, page 660**, since no specific appropriation is provided for the purpose. The creation of an Institute, just like other offices, should be subject to a comprehensive review of the mandate, mission, objectives and functions, systems and procedures, and programs, activities and projects, as well as the corresponding structural, functional, and operational adjustments in an organization, including the necessary staffing and funding requirements.

### III. **CONDITIONAL IMPLEMENTATION**

In line with this Administration's commitment to uphold the judicious implementation of the provisions of this Act, especially the prudent utilization of the funds authorized thereby, I subject the implementation of the following special and general provisions to specified conditions in conformity with existing laws, policies, and rules and regulations:

#### A. **EFFICIENT USE AND RELEASE OF PUBLIC FUNDS**

##### (1) **Provision of Subsidy to Farmers and Fisherfolk**

Fuel prices have drastically increased in the world market over the past few months, principally due to decreased production and higher demand. The surge in fuel prices affects not only the transport sector, but also farmers and fisherfolk who are using motorized farm machinery and *bancas* to earn their livelihood. I appreciate Congress in providing assistance to our marginalized agricultural workers through the **DA-OSEC, Special Provision No. 20, "Fuel Discount to Farmers and Fisherfolks," Volume I-A, page 78**. Nevertheless, I place this special provision under conditional implementation, specifically that guidelines shall be issued by the DA, in coordination with the DBM, for the orderly implementation thereof and to ensure that the funds are properly released and utilized for the intended purpose.

##### (2) **Grant of Allowances and Benefits**

I applaud the relentless efforts of the Department of Education (DepEd) in pursuing its mandate in the face of the persisting public health emergency due to COVID-19 by continuing to provide quality education to our learners through the Alternative Learning System Programs. I commend our teachers, coordinators, and facilitators for their unwavering commitment and sacrifices in adapting to the new learning environment. Accordingly, the grant of transportation and teaching aid allowances under **DepEd-OSEC, Special Provision No. 25, "Alternative Learning**

**System,” Volume I-A, page 191**, shall be subject to guidelines issued by the DepEd, in coordination with the DBM, in accordance with existing compensation laws, rules, and regulations.

**(3) Allocation of Maintenance and Other Operating Expenses (MOOE)**

Despite the challenges brought about by the COVID-19 pandemic, the gradual reopening of schools and campuses is currently being undertaken with utmost regard for the safety of students, faculty, and staff, which includes initiating adjustments on the classroom set-up, such as appropriate lay-out and proper ventilation, among others. Accordingly, the MOOE of the DepEd and the SUCs shall be used to implement the necessary adjustments. It is understood, however, that in the implementation of **DepEd-OSEC, Special Provision No. 26, “Maintenance and Other Operating Expenses Allocation for Schools,” Volume I-A, page 191** and **SUCs-Special Provision(s) Applicable to the SUCs, Special Provision No. 7, “Implementation of Face-to-Face Classes,” Volume I-A, pages 788-789**, the DepEd and the SUCs may modify the allotment issued, provided that it is within the same activity or project, shall not entail any increase in the total amount appropriated for such activity or project, and that the same shall be subject to the approval of the head of agency concerned or the DBM, as may be applicable, in accordance with the General Provision on the Rules on Modification in the Allotment in this Act.

In the implementation of **Judiciary-Supreme Court of the Philippines and the Lower Courts, Special Provision No. 7, “Maintenance and Other Operating Expenses of Lower Courts,” Volume I-B, page 601**, the principle of fiscal independence of the Judiciary will be made more pronounced through the direct provision of MOOE to all lower courts. Therefore, I remain confident that the Supreme Court will ensure the equitable allocation and immediate release of MOOE to its lower courts.

**(4) Financial Assistance to Local Government Units (LGUs)**

**Allocation to Local Government Units-Local Government Support Fund (ALGU-LGSF), Special Provision No. 1, “Conditional Matching Grant to Provinces for Road and Bridge Rehabilitation, Upgrading and Improvement,” Volume I-B, page 748**, shall be implemented in conformity with the guidelines to be issued by the Department of the Interior and Local Government for the purpose.

In the implementation of **ALGU-LGSF, Special Provision No. 2, “Financial Assistance to Local Government Units and Support for Capital Outlays and Social Programs,” Volume I-B, pages 748-749**, utmost priority must be accorded to the infrastructure projects under the *Build Build Build* Program of the National Government.

Moreover, the implementation of **ALGU-LGSF, Special Provision No. 3, “Support to the Barangay Development Program of the National**

**Task Force to End Local Communist Armed Conflict,” Volume I-B, page 749**, shall be subject to the guidelines to be issued by the DBM, in coordination with the National Task Force to End Local Communist Armed Conflict (NTF-ELCAC), which shall specify the allocations, conditions, and requirements prior to the release of funds.

In a similar vein, **ALGU-LGSF, Special Provision No. 4, “Growth Equity Fund,” Volume I-B, page 749**, shall be executed in accordance with the guidelines to be issued by the Development Budget Coordination Committee, pursuant to Executive Order (EO) No. 138, s. 2021 (Full Devolution of Certain Functions of the Executive Branch to Local Governments, Creation of a Committee on Devolution, and for Other Purposes), and its implementing rules and regulations.

The Growth Equity Fund shall cover the funding requirements of programs, projects, and activities of poor, disadvantaged, and lagging LGUs to gradually enable the full and efficient implementation of the devolved functions and services under RA No. 7160 (Local Government Code of 1991) and other pertinent laws, consistent with the provisions of EO No. 138.

#### **(5) Utilization of Special Purpose Funds**

Special Purpose Funds are to be utilized by recipient government agencies to cover expenditures for authorized purposes, in addition to their built-in appropriations, subject to existing laws, rules, and regulations.

In this regard, the additional funding for the salary adjustments of nurses under **Miscellaneous Personnel Benefits Fund (MPBF), Special Provision No. 1, “Payment of Personnel Benefits,” Volume I-B, page 758**, shall only be released when the funds appropriated for the purpose under the corresponding budgets of the agencies concerned have already been fully exhausted. Moreover, the salary adjustments of nurses shall be limited to those resulting from the implementation of DBM Budget Circular No. 2021-2 dated August 25, 2021 (Modification of Nurse Positions).

Further, **MPBF, Special Provision No. 2, “Implementation of National Budget Circular (NBC) No. 461,” Volume I-B, page 758**, shall be subject to the guidelines to be issued jointly by the Commission on Higher Education and the DBM which shall govern the implementation of the 8th and 9th cycles under the subject NBC.

As to item (a) (iv) of **Pension and Gratuity Fund, Special Provision No. 1, “Pension and Gratuity Fund,” Volume I-B, page 765**, the amount provided for the purpose shall cover the arrears for the period during which the military veterans were entitled to the total administrative disability pension, pursuant to Section 2 of RA No. 7696 (An Act Amending Certain Sections of RA No. 6948 Otherwise Known as “An Act Standardizing and Upgrading the Benefits for Military Veterans and Their Dependents”), amending, among others, Section 5 (h) of RA No. 6948.

#### **(6) Optimal Use of Unprogrammed Appropriations**

To ensure the efficient utilization of programmed appropriations in consideration of our scarce resources, the funds allocated under **Unprogrammed Appropriations (UA), Special Provision No. 13, "Right-of-Way Acquisition," Volume I-B, page 769, UA, Special Provision No. 15, "Retirement Gratuity and Terminal Leave," Volume I-B, page 769,** and the special provisions indicated hereunder, shall only be used upon the full exhaustion of the funds for similar purposes appropriated under the corresponding budgets of the agencies concerned. In addition, the release of funds under the following special provisions shall be subject to certain conditions:

- a) **UA, Special Provision No. 14, "Social Amelioration Program," Volume I-B, page 769,** shall be subject to the guidelines to be issued for the purpose, to sustain conformity with existing laws, rules, and regulations, and to avoid duplication of benefits.
- b) **UA, Special Provision No. 16, "Support to the Barangay Development Program of the National Task Force to End Local Communist Armed Conflict," Volume I-B, page 769,** shall be subject to the guidelines to be issued by the DBM, in coordination with the NTF-ELCAC, covering the allocations, conditions, and requirements prior to the release of funds.
- c) **UA, Special Provision No. 17, "Various National Housing Authority (NHA) Projects," Volume I-B, pages 769-770,** shall be subject to the approval of the projects provided therein by the NHA's Board of Directors (Board) to ensure that the implementation thereof is in accordance with existing laws and relevant guidelines.

Overall, it is to be noted that UA are standby appropriations which authorize additional agency expenditures for priority programs and projects in excess of the original budget but only when: (i) revenue collections exceed the resource targets assumed in the budget; (ii) there are new revenue collections which are not part of the original revenue sources; or (iii) additional foreign project loan proceeds are realized. Hence, in the use of the UA, the magnitude of the funding requirements *vis-à-vis* the financial position of the National Government shall be duly considered.

#### **(7) Release of Trust Receipts**

In the implementation of **CHR-Human Rights Violations Victims' Memorial Commission, Special Provision No. 1, "Release of Trust Receipts," Volume I-B, page 664,** previous fund releases to the Human Rights Violations Victims' Memorial Commission shall be duly accounted for, and reconciled with the latest certification issued by the Bureau of the Treasury and the balance of the accrued interest of the trust fund.



**(8) Prior Years' Subsidy Releases from the National Government**

Similarly, I place under conditional implementation the **Budgetary Support to Government Corporations (BSGC)-Department of Human Settlements and Urban Development (DHSUD)-NHA, Special Provision No. 2, "Prior Years' Subsidy Releases from the National Government," Volume I-B, page 696**, to emphasize that prior years' subsidy releases from the National Government shall be exclusively used by the NHA to cover the funding requirements of NHA Board-approved programs/sub-programs for FY 2022.

**(9) Implementation of Public Utility Vehicle (PUV) Modernization Program and its Social Support Component, and PUV Service Contracting**

This Administration recognizes that the public land transportation industry is among the most affected sectors during the COVID-19 pandemic. Certainly, the appropriate implementation of the PUV Modernization Program and its Social Support Component, and the PUV Service Contracting Program of the DOTr will help the industry to recover and revitalize after the debilitating effects of the pandemic.

Nevertheless, in order to ensure effective implementation, including the observance of fiscal prudence, **DOTr-OSEC, Special Provision No. 9, "Public Utility Vehicle Modernization Program and its Social Support Component," Volume I-B, page 402**, shall be subject to the guidelines issued by the DOTr on PUV Modernization Program and its Social Support Component, *Tsuper Iskolar* Program, and enTSUPERneur Program.

Likewise, the implementation of **DOTr-OSEC, Special Provision No. 10, "PUV Service Contracting," Volume I-B, page 402**, shall be in accordance with the guidelines, rules and regulations to be issued by the DOTr and the Land Transportation Franchising and Regulatory Board.

**(10) Implementation of Rice Subsidy**

It cannot be overemphasized that the delivery of social welfare services is among the priorities of the government. Generally, under the *Pantawid Pamilyang Pilipino Program*, the beneficiaries are provided with rice subsidy in the form of cash. Hence, the implementation of the rice subsidy in kind, in the form of distribution of rice when there is a sudden decrease in the price of *palay*, as authorized under **Department of Social Welfare and Development (DSWD)-OSEC, Special Provision No. 2, "Rice Subsidy," Volume I-B, page 284**, shall be subject to the guidelines to be issued by the DSWD.

**B. STRICT COMPLIANCE WITH EXISTING LAWS, POLICIES, RULES, AND REGULATIONS****(1) Procurement-related Provision**

Inasmuch as the government has advocated support to local products

and services, in conjunction with open and competitive public bidding, the preference for materials and supplies made and manufactured in the Philippines in the procurement of goods, services, and infrastructure by the government under **Section 19, General Provisions, "Strict Adherence to Procurement Laws, Rules and Regulations," Volume I-B, page 789**, shall be in accordance with the existing procurement laws, rules, and regulations, including the guidelines issued or to be issued by the Government Procurement Policy Board.

## **(2) Creation of New Office**

I recognize that there is a growing demand for energy in our country, and the establishment of the Philippine Energy Research and Policy Institute by virtue of RA No. 11572 (Philippine Energy Research and Policy Institute Act) was intended to enhance our capability for energy research and policy development. However, since the organization of the Institute under **SUCs-University of the Philippines System, Special Provision No. 3, "Philippine Energy Research and Policy Institute," Volume I-A, page 386**, entails the creation of a new office and new positions, the same shall be subject to the evaluation of agency proposal by the DBM, in accordance with the General Provision on Organizational Structure and Staffing Pattern Changes in this Act.

## **(3) Requirements of Foreign Service Posts**

I hereby place under conditional implementation **Department of Foreign Affairs (DFA)-OSEC, Special Provision No. 3, "Education Allowance for Dependents of Officers and Employees in Foreign Service Posts," Volume I-A, page 936**, which shall be undertaken in strict compliance with the pertinent provisions of RA No. 7157 (Philippine Foreign Service Act of 1991), as well as the guidelines to be issued jointly by the DFA and the DBM for the purpose. Further, pursuant to Section 72 of the same law, the rate of education allowance shall be fixed by the Secretaries of the DFA and the DBM, subject to the approval of the President.

Likewise, in the implementation of **DFA-OSEC, Special Provision No. 12, "Provision for Agency Attachés or Representatives and Cost Sharing Arrangement," Volume I-A, page 937**, the DFA shall ensure that the use of contributions from the agencies concerned shall be limited to payment of authorized operating expenses, and only in case of deficiency of appropriated funds for the purpose, subject to existing laws, rules, and regulations. Otherwise, the DFA shall comply with Section 44, Chapter 5, Book VI of EO No. 292, s. 1987 (Administrative Code of 1987), which expressly states that "[u]nless otherwise specifically provided by law, all income accruing to the departments, offices and agencies by virtue of the provisions of existing laws, orders, and regulations shall be deposited in the National Treasury or in the duly authorized depository of the Government and shall accrue to the unappropriated surplus of the General Fund of the Government."



#### (4) Implementation of Supplementary Feeding Program

One of the thrusts of my Administration is to address the problem of undernourishment among Filipino children. In this regard, **DSWD-OSEC, Special Provision No. 8, "Supplementary Feeding Program," Volume I-B, page 284**, shall be covered by the guidelines to be issued by the DSWD, consistent with the provisions of RA No. 11037 (*Masustansyang Pagkain para sa Batang Pilipino Act*) on the target beneficiaries of the program, as well as incorporation of fresh milk and fresh milk-based products in the fortified meals and cycle menu consistent with said law.

#### (5) Resettlement of Project-Affected Persons

In the interest of ensuring the protection of and support to Filipinos affected by involuntary resettlement and expropriation brought about by various government infrastructure projects, I find it necessary to provide funding, in the form of cash grants or loans to be provided to *Pagtutulungan sa Kinabukasan: Ikaw, Bangko, Industriya at Gobyerno* (Pag-IBIG) Fund members affected by Right-of-Way activities of the DOTr.

Hence, for proper implementation, **DOTr-OSEC, Special Provision No. 11, "Resettlement of Project-Affected Persons who are Pag-IBIG Fund Members," Volume I-B, page 403**, shall be subject to RA No. 10752 (The Right-of-Way Act), other pertinent laws, and guidelines to be issued by the DHSUD, the Home Development Mutual Fund, and the DOTr, in coordination with the DBM.

#### (6) Implementation of Infrastructure Projects

To continue the legacy of my Administration's *Build, Build, Build* Program, it is essential that the NEDA, as the lead agency in the formulation of socio-economic policies, plans, and programs, shall determine and adopt the most feasible and operational procedure in the analysis of projects covered under **Section 28, General Provisions, "Implementation of Infrastructure Projects," Volume I-B, pages 790-791**.

#### (7) Funding for Foreign-Assisted Projects

As in previous years, Congress has identified specific foreign-assisted projects (FAPs) under UA, **Special Provision No. 5, "Support to Foreign-Assisted Projects," Volume No. I-B, page 768**, chargeable against Purpose No. 4. Hence, I reiterate that pursuant to the authority vested in me under Section 20, Article VII of the Constitution and in view of the character of the UA as a standby authority to incur additional obligations for priority programs, projects, or activities, such identification of the specific FAPs shall not limit the President in negotiating other foreign loan agreements.

Accordingly, the release of funds chargeable against Purpose No. 4 of the UA shall be subject to the submission of a Special Budget pursuant to Section 35, Chapter 5, Book VI of EO No. 292, and the approved loan

agreements. Moreover, any change in the project title, scope, or amount of the FAPs shall further be subject to the appropriate approval in accordance with existing guidelines.

**(8) Adherence to Accounting Rules and Regulations**

I recognize the responsibility of government agencies to utilize government funds more efficiently, especially in the procurement of goods, considering the prevailing circumstances. Accordingly, there is a need to update and rationalize accounting and auditing rules and regulations. Hence, **Section 23, General Provisions, "Semi-Expendable Property," Volume I-B, page 790**, shall be subject to the issuance by the Commission on Audit (COA) of appropriate accounting and auditing rules and regulations.

I also welcome the intention to directly transfer to the Technical Education and Skills Development Authority (TESDA) the portion of appropriation from the National Rice Program for the Farmers' Field School Program as support to the Training Component of the Rice Competitiveness Enhancement Fund (RCEF), as it aims to fast track the attainment of the primary objective of RCEF, i.e., to ensure food security and to make the country's agricultural sector viable, efficient, and globally competitive.

However, **DA-OSEC Special Provision No. 9, "Support to the Rice Competitiveness Fund (RCEF) Training Component," Volume I-A, page 76**, shall be subject to the guidelines to be issued by the DA and the TESDA providing for the requirements for project implementation and reporting, in conformity with existing accounting and auditing laws, rules, and regulations.

**(9) Use of Excess Tariff Collections from Rice Importation**

In order to achieve a globally competitive agricultural sector, the implementation of **UA, Special Provision No. 18, "Use of Excess Revenue from the Total Annual Tariff Revenue from Rice Importation," Volume I-B, page 770**, shall be undertaken in accordance with RA No. 11203 (An Act Liberalizing the Importation, Exportation and Trading of Rice, Lifting for the Purpose the Quantitative Import Restriction on Rice) or the Rice Tariffication Law, and other relevant laws and/or guidelines to be issued thereon.

**(10) Use of Administrative Cost in the Implementation of National Health Insurance Program**

I support the expeditious improvement in the payment mechanism and digitization to improve the efficiency of the Philippine Health Insurance Corporation in the delivery of services pursuant to its mandate under RA No. 11223 (Universal Health Care Act). However, I place under conditional implementation **BSGC-Department of Health-Philippine Health Insurance Corporation, Special Provision No. 1, "Subsidy for the National Health Insurance Program," Volume I-B, page 690**, to

underscore that the administrative cost authorized under Section 12 of RA No. 11223 shall be exclusively used for the implementation of the National Health Insurance Program.

### C. ADOPTION OF CASH BUDGETING SYSTEM

As part of this Administration's budget reforms to ultimately improve the ability of the government to deliver direct, immediate, and substantial services to the people, as well as to strengthen the government's accountability for the use of public funds, the cash budgeting system policy has been adopted beginning 2019 through the issuance of EO No. 91, s. 2019 (Adopting the Cash Budgeting System Beginning Fiscal Year 2019, and for Other Purposes). Through this policy reform, clear deadlines have been amplified for executing the national budget which led to better planning by government agencies, resulting in implementation efficiency, higher fund utilization rates, and timely and improved public service delivery. Moreover, the provisions on fund transfers and reversion of unexpended balances of appropriations have been strengthened through the continued implementation of the cash budgeting system.

Relative thereto, I am placing **Section 68, General Provisions, "Cash Budgeting System," Volume I-B, pages 797-798**, under conditional implementation to emphasize that the transfer of funds to LGUs and government-owned or -controlled corporations (GOCCs), particularly the financial assistance and budgetary support from the National Government, respectively, shall be made in compliance with Section 1 of EO No. 91, which states that "[a]ll funds transferred between or among government agencies and LGUs shall not be considered disbursed under this Section, until the transferred amounts have been actually utilized to pay for goods delivered and services rendered, inspected and accepted." Accordingly, only until the transferred amounts to the LGUs and GOCCs have been actually utilized to pay for completed construction, goods delivered, and services rendered, inspected, and accepted, will the subject transferred funds be considered disbursed. In this regard, any unexpended or undisbursed funds at the end of the validity period shall be subject to reversion to the National Treasury and shall not thereafter be available for expenditure, except by subsequent legislative enactment, in accordance with Section 2 of EO No. 91.

### D. SHARED FISCAL RESPONSIBILITY

I have been consistently urging Congress to observe the proper and transparent management and expenditure of public funds based on sound fiscal policies. Hence, I am placing **Congress of the Philippines, Special Provision No. 6, "Availability of Appropriations and Cash Allocations," Volume I-A, page 15**, under conditional implementation to emphasize that the use and disbursements of the funds shall be for the specified purposes and within the period of availability of appropriations as prescribed under the General Provision on Cash Budgeting System in this Act.

### E. IMPLEMENTATION OF GAA AS ALLOTMENT ORDER

The Constitution and EO No. 292 mandate the President to identify and propose to Congress the budget of the National Government, taking into

consideration the National Government's priority programs, projects, and activities, and the respective sources of financing for the same. In this regard, the President's budget proposal, which is submitted to Congress through the National Expenditure Program, is formulated in accordance with the existing budgeting laws, rules, and regulations, such as national budget memoranda on budget call and budget priorities framework, medium-term development plan and medium-term public investment plan, and the 10-point socioeconomic agenda of this Administration. The proposed budget levels primarily considered the measures to address the COVID-19 pandemic, the country's continuing efforts in infrastructure development, and our other strategies and programs to rebound, recover, and transition to a post-pandemic environment.

Further, the implementation of the budget is lodged with the President consistent with Section 17, Article VII of the Constitution, which provides that the President shall ensure that laws shall be faithfully executed. Particularly, the DBM is mandated to assist the President in the execution and control of the national budget pursuant to EO No. 292.

In view of the foregoing, the implementation of **Section 3, General Provisions, "The General Appropriations Act as the Allotment Order," Volume I-B, page 784**, shall be subject to pertinent budgeting laws, rules, and regulations, and to item V hereof on New Budgetary Items.

#### IV. GENERAL OBSERVATION

This national budget pursues the earnest efforts of this Administration to continue to rebound and recover from the COVID-19 pandemic, then transition to a revitalized post-pandemic environment, among other equally important objectives. Therefore, now more than ever, we are duty bound to ensure the efficient and effective allocation and utilization of limited government resources. In this regard, I take my stand on how certain provisions will be construed and implemented.

##### A. ORGANIZATIONAL STRUCTURE

The need for consistent compliance to salary standardization and compensation laws, rules, and regulations, including the policies on the use of appropriations or available savings for the creation of new positions and the grant of retirement benefits and separation pay, should not be overlooked. It is likewise noteworthy that the scrap and build policy in the adjustment and modification of organizational structure, and other organization, staffing, compensation, and position classification standards of the DBM, are prescribed in order to promote a stable and efficient organizational structure for all government agencies while observing fiscal prudence. More importantly, the policy under Section 8, Article IX-B of the Constitution, proscribing the payment of additional or double compensation, should be upheld. The responsibility to comply with these policies rests upon all branches and offices of the government.

Therefore, as it has been in previous years, I place my full faith and trust in Congress and the Commission on Elections (COMELEC) for the proper execution of **Congress of the Philippines, Special Provision No. 2, "Organizational Structure of the Senate, the House of Representatives, and**

the House of Representatives Electoral Tribunals and the Commission on Appointments,” Volume I-A, page 15, and COMELEC, Special Provision No. 1, “Organizational Structure,” Volume I-B, page 648.

#### **B.     HIRING OF CONTRACT OF SERVICE**

It is to be noted that **Presidential Communications Operations Office (Proper), Special Provision No. 2, “Hiring of Contract of Service,” Volume I-B, page 494**, shall be implemented in accordance with the provisions of COA-DBM Joint Circular No. 2 dated October 20, 2020 (Updated Rules and Regulations Governing Contract of Service [COS] and Job Order [JO] Workers in the Government) which covers the updated rules and regulations governing COS and JO workers in the National Government.

#### **C.     QUARTERLY FINANCIAL AND PHYSICAL REPORTS**

It is understood that **Section 99, General Provisions, “Quarterly Financial and Physical Reports,” Volume I-B, pages 803-804**, insofar as it prescribes a three-year period of keeping printed copies of the consolidated quarterly reports, shall conform to RA No. 9470 (National Archives of the Philippines Act of 2007), the guidelines issued by the National Archives of the Philippines, and other pertinent laws, rules, and regulations.

#### **D.     POSTING OF AGENCY SAVINGS**

It must be clarified that the posting of savings as required under **Section 74, General Provisions, “Authority to Use Savings,” Volume I-B, page 799**, shall be the responsibility of the concerned departments, bureaus, offices, and instrumentalities of the National Government. On the other hand, the DBM periodically posts in its website the information on appropriations *vis-à-vis* releases. Further, it is understood that the posting of the information on savings by the DBM is limited to that provided by the departments, bureaus, offices, and instrumentalities of the National Government.

### **V.     NEW BUDGETARY ITEMS**

As part and parcel of the function of budget execution vested upon the executive branch, the new budgetary items introduced by Congress in this budget shall be subject to the National Government’s cash programming, observance of prudent fiscal management, applicable rules and procedures during budget execution, and approval by the President based on the programmed priorities of the government.

Accordingly, since these new items have corresponding effects in the respective outputs and outcomes of the agencies concerned, the DBM shall inform said agencies of the changes in their respective appropriations and require the submission of their revised performance targets.

### **VI.    CLOSING STATEMENTS**

At the beginning of my Administration, and as a recurring theme for government

action, we have underscored the value of change. Positive change for lasting good.

Among the positive learnings from an experience of crisis is to be open to new ideas and new ways of doing things. In short, to be willing and ready to adapt and innovate. It is another aspect of change.

FY 2022 will be another year of change for the Filipino people. It is a year of new beginnings. Hopefully, not to start all over again, but to begin the next chapter – to improve based on lessons learned, and to continue and build on what has been proven to work.

With this, let me take this opportunity to reiterate my appreciation and gratitude to our health care workers, to the honorable men and women of the House of Representatives and of the Senate, to the men and women in government service, and to all the Filipino people.

The recent times had been unprecedentedly tough, but we made it. We survived by working together and helping each other. Everybody stepped up – the public and private sectors, our workers from both government and private organizations, and each and every Filipino – and every one contributed to our collective efforts to eventually rise above the challenges. I am very thankful and proud of you all.

*Maraming salamat at mabuhay tayong lahat!*

Very truly yours,



Copy furnished:

**SEN. VICENTE C. SOTTO III**

*Senate President*

Senate of the Philippines


GSIS Bldg., Pasay City

**ACTING SECRETARY LUZVERFEDA PASCUAL**

Presidential Legislative Liaison Office

2/F New Executive Bldg.

Malacañang, Manila





# **SUMMARY OF FISCAL YEAR 2022 NEW APPROPRIATIONS**



**SUMMARY OF FY 2022 NEW APPROPRIATIONS**  
**Amount, In Thousand Pesos**

|   |                      |
|---|----------------------|
| <b>DEPARTMENTS</b>  | <b>2,893,396,423</b> |
| <b>I. CONGRESS OF THE PHILIPPINES</b>                               | <b>30,631,246</b>    |
| A. Senate   | 7,481,167            |
| B. Senate Electoral Tribunal  | 306,552              |
| C. Commission on Appointments                                       | 1,045,127            |
| D. House of Representatives   | 21,571,330           |
| E. House of Representatives Electoral Tribunal                      | 227,070              |
| <b>II. OFFICE OF THE PRESIDENT</b>                                  | <b>8,182,033</b>     |
| A. The President's Offices  | 8,182,033            |
| <b>III. OFFICE OF THE VICE-PRESIDENT</b>                            | <b>702,035</b>       |
| A. Office of the Vice-President Offices                             | 702,035              |
| <b>IV. DEPARTMENT OF AGRARIAN REFORM</b>                            | <b>10,023,349</b>    |
| A. Office of the Secretary  | 10,023,349           |
| <b>V. DEPARTMENT OF AGRICULTURE</b>                                 | <b>68,574,822</b>    |
| A. Office of the Secretary  | 58,799,462           |
| B. Agricultural Credit Policy Council                               | 2,600,143            |
| C. Bureau of Fisheries and Aquatic Resources                        | 4,567,278            |
| D. Fertilizer and Pesticide Authority                               | 148,366              |
| E. National Fisheries Research and Development Institute            | 345,213              |
| F. National Meat Inspection Service                                 | 435,549              |
| G. Philippine Carabao Center  | 736,433              |
| H. Philippine Center for Post-Harvest Development and Mechanization | 385,888              |
| I. Philippine Council for Agriculture and Fisheries                 | 203,110              |
| J. Philippine Fiber Industry Development Authority                  | 353,380              |
| <b>VI. DEPARTMENT OF BUDGET AND MANAGEMENT</b>                      | <b>2,047,954</b>     |
| A. Office of the Secretary  | 1,933,324            |
| B. Government Procurement Policy Board - Technical Support Office   | 114,630              |

|              |  |                    |
|--------------|--|--------------------|
| <b>VII.</b>  | <b>DEPARTMENT OF EDUCATION .....</b>                                 | <b>592,695,781</b> |
| A.           | Office of the Secretary .....  | 591,183,975        |
| B.           | Early Childhood Care and Development Council.....                    | 242,783            |
| C.           | National Academy of Sports.....                                      | 337,965            |
| D.           | National Book Development Board .....                                | 105,318            |
| E.           | National Council for Children's Television .....                     | 40,223             |
| F.           | National Museum of the Philippines .....                             | 681,583            |
| G.           | Philippine High School for the Arts .....                            | 103,934            |
| <b>VIII.</b> | <b>STATE UNIVERSITIES AND COLLEGES .....</b>                         | <b>104,177,432</b> |
| A.           | University of the Philippines System (The National University) ..... | 24,392,029         |
| B.           | National Capital Region .....  | 7,678,801          |
| B.1          | Eulogio "Amang" Rodriguez Institute of Science and Technology .....  | 418,683            |
| B.2          | Marikina Polytechnic College .....                                   | 1,150,702          |
| B.3          | Philippine Normal University .....                                   | 880,462            |
| B.4          | Philippine State College of Aeronautics .....                        | 508,825            |
| B.5          | Polytechnic University of the Philippines .....                      | 2,603,623          |
| B.6          | Rizal Technological University .....                                 | 971,229            |
| B.7          | Technological University of the Philippines .....                    | 1,145,277          |
| C.           | Region I - ILOCOS .....  | 5,054,200          |
| C.1          | Don Mariano Marcos Memorial State University .....                   | 1,568,673          |
| C.2          | Ilocos Sur Polytechnic State College .....                           | 326,543            |
| C.3          | Mariano Marcos State University .....                                | 1,064,696          |
| C.4          | North Luzon Philippines State College .....                          | 140,809            |
| C.5          | Pangasinan State University .....                                    | 1,210,309          |
| C.6          | University of Northern Philippines .....                             | 743,170            |
| D.           | CORDILLERA ADMINISTRATIVE REGION .....                               | 2,486,182          |
| D.1          | Abra State Institute of Science and Technology .....                 | 261,862            |
| D.2          | Apayao State College .....   | 230,281            |
| D.3          | Benguet State University .....                                       | 792,658            |
| D.4          | Ifugao State University .....  | 453,960            |
| D.5          | Kalinga State University .....                                       | 368,309            |
| D.6          | Mountain Province State University .....                             | 379,112            |
| E.           | Region II - CAGAYAN VALLEY .....                                     | 3,538,564          |
| E.1          | Batanes State College .....  | 86,698             |
| E.2          | Cagayan State University .....                                       | 1,199,191          |
| E.3          | Isabela State University .....                                       | 1,358,543          |
| E.4          | Nueva Vizcaya State University .....                                 | 609,998            |
| E.5          | Quirino State University .....                                       | 284,134            |

|           |   |                   |
|-----------|---|-------------------|
| <b>F.</b> | <b>Region III - CENTRAL LUZON .....</b>   | <b>8,131,093</b>  |
| F.1       | Aurora State College of Technology .....  | 189,117           |
| F.2       | Bataan Peninsula State University .....   | 690,502           |
| F.3       | Bulacan Agricultural State College .....  | 304,029           |
| F.4       | Bulacan State University .....  | 1,408,572         |
| F.5       | Central Luzon State University .....  | 1,014,263         |
| F.6       | Don Honorio Ventura State University .....  | 996,463           |
| F.7       | Nueva Ecija University of Science and Technology .....                                | 1,075,698         |
| F.8       | Pampanga State Agricultural University .....  | 391,904           |
| F.9       | Philippine Merchant Marine Academy .....  | 265,206           |
| F.10      | President Ramon Magsaysay State University .....                                      | 518,495           |
| F.11      | Tarlac Agricultural University .....  | 399,648           |
| F.12      | Tarlac State University .....   | 877,196           |
|           | <b>Region IV - SOUTHERN TAGALOG AND PALAWAN .....</b>                                 | <b>10,336,913</b> |
| <b>G.</b> | <b>Region IV-A (CALABARZON) .....</b>   | <b>5,631,692</b>  |
| G.1       | Batangas State University .....   | 1,990,001         |
| G.2       | Cavite State University .....   | 1,597,268         |
| G.3       | Laguna State Polytechnic University .....   | 740,597           |
| G.4       | Southern Luzon State University .....   | 501,414           |
| G.5       | University of Rizal System .....  | 802,412           |
| <b>H.</b> | <b>Region IV-B (MIMAROPA) .....</b>   | <b>4,705,221</b>  |
| H.1       | Marinduque State College .....  | 1,398,362         |
| H.2       | Mindoro State University .....  | 336,009           |
| H.3       | Occidental Mindoro State College .....  | 468,639           |
| H.4       | Palawan State University .....  | 827,851           |
| H.5       | Romblon State University .....  | 1,169,707         |
| H.6       | Western Philippines University .....  | 504,653           |
| <b>I.</b> | <b>Region V - BICOL .....</b>   | <b>6,059,495</b>  |
| I.1       | Bicol State College of Applied Sciences and Technology .....                          | 203,333           |
| I.2       | Bicol University .....  | 1,453,161         |
| I.3       | Camarines Norte State College .....   | 439,721           |
| I.4       | Camarines Sur Polytechnic Colleges .....  | 429,515           |
| I.5       | Catanduanes State University .....  | 531,368           |
| I.6       | Central Bicol State University of Agriculture .....                                   | 1,915,502         |
| I.7       | Dr. Emilio B Espinosa, Sr. Memorial State College of Agriculture and Technology ..... | 212,591           |
| I.8       | Partido State University .....  | 434,383           |
| I.9       | Sorsogon State College .....  | 439,921           |

|   |                  |
|---|------------------|
| <b>J. Region VI - WESTERN VISAYAS .....</b>                         | <b>7,515,751</b> |
| J.1 Aklan State University .....                                    | 588,131          |
| J.2 Capiz State University .....                                    | 960,051          |
| J.3 Carlos C. Hilado Memorial State College .....                   | 539,929          |
| J.4 Central Philippines State University .....                      | 528,257          |
| J.5 Guimaras State College .....                                    | 266,194          |
| J.6 Iloilo Science and Technology University .....                  | 843,440          |
| J.7 Iloilo State University of Science and Technology .....         | 446,329          |
| J.8 Northern Iloilo State University .....                          | 607,828          |
| J.9 Northern Negros State College of Science and Technology .....   | 283,885          |
| J.10 University of Antique .....                                    | 579,251          |
| J.11 West Visayas State University .....                            | 1,872,456        |
| <b>K. Region VII - CENTRAL VISAYAS .....</b>                        | <b>4,287,188</b> |
| K.1 Bohol Island State University .....                             | 687,997          |
| K.2 Cebu Normal University .....                                    | 611,322          |
| K.3 Cebu Technological University .....                             | 1,875,287        |
| K.4 Negros Oriental State University .....                          | 988,670          |
| K.5 Siquijor State College .....                                    | 123,912          |
| <b>L. Region VIII - EASTERN VISAYAS .....</b>                       | <b>5,270,405</b> |
| L.1 Biliran Province State University .....                         | 418,394          |
| L.2 Eastern Samar State University .....                            | 658,067          |
| L.3 Eastern Visayas State University .....                          | 643,405          |
| L.4 Leyte Normal University .....                                   | 311,363          |
| L.5 Northwest Samar State University .....                          | 242,045          |
| L.6 Palompon Polytechnic State University .....                     | 263,073          |
| L.7 Samar State University .....                                    | 421,501          |
| L.8 Southern Leyte State University .....                           | 512,327          |
| L.9 University of Eastern Philippines .....                         | 751,658          |
| L.10 Visayas State University .....                                 | 1,048,572        |
| <b>M. Region IX - ZAMBOANGA PENINSULA .....</b>                     | <b>2,795,960</b> |
| M.1 Basilan State College College .....                             | 233,886          |
| M.2 J.H. Cerilles State College .....                               | 347,193          |
| M.3 Jose Rizal Memorial State University .....                      | 725,799          |
| M.4 Western Mindanao State University .....                         | 967,182          |
| M.5 Zamboanga City State Polytechnic College .....                  | 316,427          |
| M.6 Zamboanga State College of Marine Sciences and Technology ..... | 205,473          |
| <b>N. Region X - NORTHERN MINDANAO .....</b>                        | <b>4,806,367</b> |
| N.1 Bukidnon State University .....                                 | 926,309          |
| N.2 Camiguin Polytechnic State College .....                        | 134,059          |
| N.3 Central Mindanao University .....                               | 929,259          |
| N.4 MSU - Iligan Institute of Technology .....                      | 1,337,886        |

|     |  |            |
|-----|--|------------|
| N.5 | Northern Bukidnon State College .....  | 198,422    |
| N.6 | Northwestern Mindanao State College of Science and Technology .....                        | 225,806    |
| N.7 | University of Science and Technology of Southern Philippines - Cagayan De Oro Campus ..... | 864,254    |
| N.8 | University of Science and Technology of Southern Philippines - Claveria Campus .....       | 190,372    |
| 0.  | Region XI - DAVAO REGION .....   | 1,798,970  |
| 0.1 | Compostela Valley State College .....  | 169,468    |
| 0.2 | Davao del Norte State College .....  | 216,127    |
| 0.3 | Davao del Sur State College .....  | 203,190    |
| 0.4 | Davao Oriental State University .....  | 293,812    |
| 0.5 | Southern Philippines Agri-Business and Marine and Aquatic School of Technology .....       | 167,889    |
| 0.6 | University of Southeastern Philippines .....   | 748,484    |
| P.  | Region XII - SOCCSKSARGEN .....  | 1,889,206  |
| P.1 | Cotabato Foundation College of Science and Technology .....                                | 287,391    |
| P.2 | South Cotabato State College .....   | 67,496     |
| P.3 | Sultan Kudarat State University .....  | 552,872    |
| P.4 | University of Southern Mindanao .....  | 981,447    |
| Q.  | REGION XIII - CARAGA .....   | 1,973,075  |
| Q.1 | Agusan del Sur State College of Agriculture and Technology .....                           | 256,535    |
| Q.2 | Caraga State University .....  | 504,956    |
| Q.3 | Surigao del Sur State University .....   | 753,717    |
| Q.4 | Surigao State College of Technology .....  | 457,867    |
| R.  | BANGSAMORO AUTONOMOUS REGION IN MUSLIM MINDANAO (BARMM) .....                              | 6,163,233  |
| R.1 | Adiong Memorial Polytechnic State College.....   | 74,887     |
| R.2 | Cotabato State University .....  | 255,666    |
| R.3 | Mindanao State University .....  | 4,790,599  |
| R.4 | MSU-Tawi-Tawi College of Technology and Oceanography .....                                 | 676,117    |
| R.5 | Sulu State College .....   | 218,721    |
| R.6 | Tawi-Tawi Regional Agricultural College .....  | 147,243    |
| IX. | DEPARTMENT OF ENERGY .....   | 1,317,779  |
| A.  | Office of the Secretary .....  | 1,317,779  |
| X.  | DEPARTMENT OF ENVIRONMENT AND NATURAL RESOURCES .....                                      | 25,453,589 |
| A.  | Office of the Secretary .....  | 18,969,016 |
| B.  | Environmental Management Bureau .....  | 3,638,427  |
| C.  | Mines and Geosciences Bureau .....   | 1,341,525  |
| D.  | National Mapping and Resource Information Authority .....                                  | 1,268,834  |
| E.  | National Water Resources Board .....   | 129,179    |
| F.  | Palawan Council for Sustainable Development Staff .....                                    | 106,608    |

|              |  |                    |
|--------------|--|--------------------|
| <b>XI.</b>   | <b>DEPARTMENT OF FINANCE .....</b>                                   | <b>20,296,334</b>  |
|              | A. Office of the Secretary .....                                     | 1,084,602          |
|              | B. Bureau of Customs .....   | 3,137,017          |
|              | C. Bureau of Internal Revenue .....                                  | 11,122,014         |
|              | D. Bureau of Local Government Finance .....                          | 532,485            |
|              | E. Bureau of the Treasury .....                                      | 4,229,535          |
|              | F. Central Board of Assessment Appeals .....                         | 16,243             |
|              | G. Insurance Commission .....  | 6                  |
|              | H. National Tax Research Center .....                                | 74,337             |
|              | I. Privatization and Management Office .....                         | 100,095            |
| <b>XII.</b>  | <b>DEPARTMENT OF FOREIGN AFFAIRS .....</b>                           | <b>21,701,670</b>  |
|              | A. Office of the Secretary .....                                     | 21,545,393         |
|              | B. Foreign Service Institute .....                                   | 80,935             |
|              | C. Technical Cooperation Council of the Philippines .....            | 4,496              |
|              | D. UNESCO National Commission of the Philippines .....               | 23,829             |
|              | E. Presidential Commission on Visiting Forces .....                  | 47,017             |
| <b>XIII.</b> | <b>DEPARTMENT OF HEALTH .....</b>                                    | <b>183,887,230</b> |
|              | A. Office of the Secretary .....                                     | 183,374,159        |
|              | B. National Nutrition Council .....                                  | 478,079            |
|              | C. Philippine National AIDS Council.....                             | 34,992             |
| <b>XIV.</b>  | <b>DEPARTMENT OF HUMAN SETTLEMENTS AND URBAN DEVELOPMENT .....</b>   | <b>942,351</b>     |
|              | A. Office of the Secretary .....                                     | 663,115            |
|              | B. Human Settlements Adjudication Commission .....                   | 279,236            |
| <b>XV.</b>   | <b>DEPARTMENT OF INFORMATION AND COMMUNICATIONS TECHNOLOGY .....</b> | <b>7,581,927</b>   |
|              | A. Office of the Secretary .....                                     | 6,479,950          |
|              | B. Cybercrime Investigation and Coordination Center .....            | 365,443            |
|              | C. National Privacy Commission .....                                 | 220,237            |
|              | D. National Telecommunications Commission .....                      | 516,297            |
| <b>XVI.</b>  | <b>DEPARTMENT OF THE INTERIOR AND LOCAL GOVERNMENT .....</b>         | <b>249,448,881</b> |
|              | A. Office of the Secretary .....                                     | 7,267,071          |
|              | B. Bureau of Fire Protection .....                                   | 26,188,202         |
|              | C. Bureau of Jail Management and Penology .....                      | 21,347,504         |
|              | D. Local Government Academy .....                                    | 365,704            |
|              | E. National Commission on Muslim Filipinos .....                     | 768,599            |
|              | F. National Police Commission .....                                  | 1,912,687          |
|              | G. National Youth Commission .....                                   | 134,617            |
|              | H. Philippine Commission on Women .....                              | 124,027            |
|              | I. Philippine National Police .....                                  | 190,694,897        |
|              | J. Philippine Public Safety College .....                            | 645,573            |

|               |   |                    |
|---------------|---|--------------------|
| <b>XVII.</b>  | <b>DEPARTMENT OF JUSTICE .....</b>  | <b>25,247,189</b>  |
| A.            | Office of the Secretary .....   | 7,517,558          |
| B.            | Bureau of Corrections .....   | 5,264,109          |
| C.            | Bureau of Immigration .....   | 1,593,299          |
| D.            | Land Registration Authority .....   | 1,160,277          |
| E.            | National Bureau of Investigation .....  | 2,325,314          |
| F.            | Office for Alternative Dispute Resolution.....                                | 68,574             |
| G.            | Office of the Government Corporate Counsel .....                              | 210,559            |
| H.            | Office of the Solicitor General .....   | 1,194,322          |
| I.            | Parole and Probation Administration .....                                     | 1,005,474          |
| J.            | Presidential Commission on Good Government .....                              | 160,007            |
| K.            | Public Attorney's Office .....  | 4,747,696          |
| <b>XVIII.</b> | <b>DEPARTMENT OF LABOR AND EMPLOYMENT .....</b>                               | <b>50,761,181</b>  |
| A.            | Office of the Secretary .....   | 33,227,047         |
| B.            | Institute for Labor Studies .....   | 62,166             |
| C.            | National Conciliation and Mediation Board .....                               | 276,514            |
| D.            | National Labor Relations Commission .....                                     | 1,305,324          |
| E.            | National Maritime Polytechnic .....   | 134,956            |
| F.            | National Wages and Productivity Commission .....                              | 246,610            |
| G.            | Overseas Workers Welfare Administration .....                                 | 13,014,373         |
| H.            | Philippine Overseas Employment Administration .....                           | 671,540            |
| I.            | Professional Regulation Commission .....                                      | 1,822,651          |
| <b>XIX.</b>   | <b>DEPARTMENT OF NATIONAL DEFENSE .....</b>                                   | <b>220,487,738</b> |
| A.            | Office of the Secretary - Proper .....  | 680,922            |
| B.            | Government Arsenal .....  | 1,456,454          |
| C.            | National Defense College of the Philippines .....                             | 131,718            |
| D.            | Office of Civil Defense .....   | 1,467,410          |
| E.            | Philippine Veterans Affairs Office (PVAO) - Proper .....                      | 623,130            |
| F.            | Veterans Memorial Medical Center .....  | 2,347,127          |
| G.            | Armed Forces of the Philippines .....   | 213,780,977        |
| G.1           | Philippine Army (Land Forces) .....   | 103,096,390        |
| G.2           | Philippine Air Force (Air Forces) .....                                       | 35,838,789         |
| G.3           | Philippine Navy (Naval Forces) .....  | 32,977,396         |
| G.4           | General Headquarters, AFP and AFP Wide Service Support Units (AFPWSSUS) ..... | 41,868,402         |
| <b>XX.</b>    | <b>DEPARTMENT OF PUBLIC WORKS AND HIGHWAYS .....</b>                          | <b>785,725,522</b> |
| A.            | Office of the Secretary .....   | 785,725,522        |

|               |   |                    |
|---------------|---|--------------------|
| <b>XXI.</b>   | <b>DEPARTMENT OF SCIENCE AND TECHNOLOGY .....</b>   | <b>23,985,182</b>  |
| A.            | Office of the Secretary .....   | 6,673,183          |
| B.            | Advanced Science and Technology Institute .....   | 514,243            |
| C.            | Food and Nutrition Research Institute .....   | 543,991            |
| D.            | Forest Products Research and Development Institute .....  | 207,629            |
| E.            | Industrial Technology Development Institute .....   | 397,255            |
| F.            | Metals Industry Research and Development Center .....   | 246,946            |
| G.            | National Academy of Science and Technology .....  | 108,598            |
| H.            | National Research Council of the Philippines .....  | 197,419            |
| I.            | Philippine Atmospheric, Geophysical and Astronomical Services Administration .....              | 1,348,410          |
| J.            | Philippine Council for Agriculture, Aquatic and Natural Resource Research and Development ..... | 1,397,118          |
| K.            | Philippine Council for Health Research and Development .....                                    | 774,644            |
| L.            | Philippine Council for Industry, Energy and Emerging Technology Research and Development .....  | 815,221            |
| M.            | Philippine Institute of Volcanology and Seismology .....  | 544,501            |
| N.            | Philippine Nuclear Research Institute .....   | 409,017            |
| O.            | Philippine Science High School .....  | 2,411,671          |
| P.            | Philippine Textile Research Institute .....   | 134,454            |
| Q.            | Science Education Institute .....   | 6,959,721          |
| R.            | Science and Technology Information Institute .....  | 107,600            |
| S.            | Technology Application and Promotion Institute .....  | 193,561            |
| <b>XXII.</b>  | <b>DEPARTMENT OF SOCIAL WELFARE AND DEVELOPMENT .....</b>                                       | <b>204,758,666</b> |
| A.            | Office of the Secretary .....   | 202,449,416        |
| B.            | Council for the Welfare of Children .....   | 81,494             |
| C.            | Inter-Country Adoption Board .....  | 56,097             |
| D.            | Juvenile Justice and Welfare Council .....  | 186,826            |
| E.            | National Anti-Poverty Commission .....  | 288,837            |
| F.            | National Commission on Indigenous Peoples .....   | 1,432,402          |
| G.            | National Council on Disability Affairs .....  | 72,433             |
| H.            | Presidential Commission for the Urban Poor .....  | 191,161            |
| <b>XXIII.</b> | <b>DEPARTMENT OF TOURISM .....</b>  | <b>2,741,910</b>   |
| A.            | Office of the Secretary .....   | 2,483,602          |
| B.            | Intramuros Administration .....   | 60,250             |
| C.            | National Parks Development Committee .....  | 198,058            |
| <b>XXIV.</b>  | <b>DEPARTMENT OF TRADE AND INDUSTRY .....</b>   | <b>21,943,888</b>  |
| A.            | Office of the Secretary .....   | 6,683,680          |
| B.            | Board of Investments .....  | 399,715            |
| C.            | Construction Industry Authority of the Philippines .....  | 126,612            |
| D.            | Cooperative Development Authority .....   | 733,262            |
| E.            | Design Center of the Philippines .....  | 116,170            |
| F.            | Philippine Trade Training Center .....  | 71,656             |
| G.            | Technical Education and Skills Development Authority .....                                      | 13,812,793         |



|                |   |                   |
|----------------|---|-------------------|
| <b>XXV.</b>    | <b>DEPARTMENT OF TRANSPORTATION .....</b>                                   | <b>75,247,732</b> |
| A.             | Office of the Secretary .....   | 54,441,716        |
| B.             | Civil Aeronautics Board .....   | 216,273           |
| C.             | Maritime Industry Authority .....   | 909,201           |
| D.             | Office of Transportation Cooperatives .....                                 | 33,085            |
| E.             | Office for Transportation Security .....                                    | 312,788           |
| F.             | Philippine Coast Guard .....  | 19,300,594        |
| G.             | Toll Regulatory Board .....   | 34,075            |
| <b>XXVI.</b>   | <b>NATIONAL ECONOMIC AND DEVELOPMENT AUTHORITY .....</b>                    | <b>13,615,982</b> |
| A.             | Office of the Secretary .....   | 1,719,892         |
| B.             | Commission on Population and Development .....                              | 520,991           |
| C.             | Philippine National Volunteer Service Coordinating Agency .....             | 34,918            |
| D.             | Public-Private Partnership Center of the Philippines .....                  | 206,848           |
| E.             | Philippine Statistical Research and Training Institute .....                | 59,503            |
| F.             | Philippine Statistics Authority .....                                       | 10,980,211        |
| G.             | Tariff Commission .....   | 93,619            |
| <b>XXVII.</b>  | <b>PRESIDENTIAL COMMUNICATIONS OPERATIONS OFFICE .....</b>                  | <b>1,946,714</b>  |
| A.             | Presidential Communications Operations Office (Proper) .....                | 827,121           |
| B.             | Bureau of Broadcast Services .....  | 432,296           |
| C.             | Bureau of Communications Services .....                                     | 75,138            |
| D.             | National Printing Office .....  | 9,129             |
| E.             | News and Information Bureau .....   | 121,750           |
| F.             | Philippine Information Agency .....   | 315,466           |
| G.             | Presidential Broadcast Staff (RTVM) .....                                   | 165,814           |
| <b>XXVIII.</b> | <b>OTHER EXECUTIVE OFFICES .....</b>  | <b>45,303,798</b> |
| A.             | Anti-Money Laundering Council .....   | 147,342           |
| B.             | Anti-Red Tape Authority .....   | 271,124           |
| C.             | Climate Change Commission .....   | 140,006           |
| D.             | Commission on Filipinos Overseas .....                                      | 133,736           |
| E.             | Commission on Higher Education .....  | 31,684,508        |
| F.             | Commission on the Filipino Language .....                                   | 78,462            |
| G.             | Dangerous Drugs Board .....   | 307,865           |
| H.             | Energy Regulatory Commission .....  | 857,493           |
| I.             | Film Development Council of the Philippines .....                           | 280,881           |
| J.             | Games and Amusements Board .....  | 142,061           |
| K.             | Governance Commission for Government-Owned or Controlled Corporations ..... | 195,296           |
| L.             | Mindanao Development Authority .....  | 197,270           |
| M.             | Movie and Television Review and Classification Board .....                  | 40,093            |

|         |   |            |
|---------|---|------------|
| N.      | National Commission for Culture and the Arts .....            | 878,213    |
| N.1     | National Commission for Culture and the Arts (Proper) .....   | 156,283    |
| N.2     | National Historical Commission of the Philippines .....       | 292,516    |
| N.3     | National Library of the Philippines .....                     | 208,275    |
| N.4     | National Archives of the Philippines .....                    | 221,139    |
| O.      | National Commission of Senior Citizens .....                  | 171,363    |
| P.      | National Intelligence Coordinating Agency .....               | 1,455,449  |
| Q.      | National Security Council .....                               | 418,659    |
| R.      | Office of the Presidential Adviser on the Peace Process ..... | 1,991,030  |
| S.      | Optical Media Board .....                                     | 72,773     |
| T.      | Philippine Competition Commission .....                       | 869,183    |
| U.      | Philippine Drug Enforcement Agency .....                      | 2,975,295  |
| V.      | Philippine Racing Commission .....                            | 239,384    |
| W.      | Philippine Space Agency .....                                 | 179,404    |
| X.      | Philippine Sports Commission .....                            | 725,238    |
| Y.      | Presidential Legislative Liason Office .....                  | 119,832    |
| Z.      | Presidential Management Staff .....                           | 731,838    |
| XXIX.   | JOINT LEGISLATIVE-EXECUTIVE COUNCILS .....                    | 3,983      |
| A.      | Legislative-Executive Development Advisory Council .....      | 3,983      |
| XXX.    | THE JUDICIARY .....   | 45,735,018 |
| A.      | Supreme Court of the Philippines and the Lower Courts .....   | 39,720,211 |
| B.      | Presidential Electoral Tribunal .....                         | 157,320    |
| C.      | Sandiganbayan .....   | 1,592,660  |
| D.      | Court of Appeals .....  | 3,503,927  |
| E.      | Court of Tax Appeals .....                                    | 760,900    |
| XXXI.   | CIVIL SERVICE COMMISSION .....                                | 1,866,678  |
| A.      | Civil Service Commission .....                                | 1,796,110  |
| B.      | Career Executive Service Board .....                          | 70,568     |
| XXXII.  | COMMISSION ON AUDIT .....                                     | 13,991,437 |
| XXXIII. | COMMISSION ON ELECTIONS .....                                 | 26,697,689 |
| XXXIV.  | OFFICE OF THE OMBUDSMAN .....                                 | 4,714,213  |

|               |  |                    |
|---------------|--|--------------------|
| <b>XXXV.</b>  | <b>COMMISSION ON HUMAN RIGHTS .....</b>                                      | <b>957,490</b>     |
| <b>A.</b>     | <b>Commission on Human Rights .....</b>                                      | <b>921,156</b>     |
| <b>B.</b>     | <b>Human Rights Violations Victims' Memorial Commission .....</b>            | <b>36,334</b>      |
|               | <b>SPECIAL PURPOSE FUNDS .....</b>   | <b>708,963,543</b> |
| <b>XXXVI.</b> | <b>BUDGETARY SUPPORT TO GOVERNMENT CORPORATIONS .....</b>                    | <b>160,299,824</b> |
| <b>A.</b>     | <b>DEPARTMENT OF AGRICULTURE .....</b>                                       | <b>14,293,514</b>  |
| <b>A.1</b>    | <b>National Dairy Authority .....</b>  | <b>510,908</b>     |
| <b>A.2</b>    | <b>National Food Authority .....</b>   | <b>7,000,000</b>   |
| <b>A.3</b>    | <b>National Tobacco Administration.....</b>                                  | <b>50,000</b>      |
| <b>A.4</b>    | <b>Philippine Coconut Authority .....</b>                                    | <b>1,090,492</b>   |
| <b>A.5</b>    | <b>Philippine Fisheries Development Authority .....</b>                      | <b>4,308,058</b>   |
| <b>A.6</b>    | <b>Philippine Rice Research Institute .....</b>                              | <b>621,796</b>     |
| <b>A.7</b>    | <b>Sugar Regulatory Administration .....</b>                                 | <b>712,260</b>     |
| <b>B.</b>     | <b>DEPARTMENT OF ENERGY .....</b>  | <b>2,947,159</b>   |
| <b>B.1</b>    | <b>National Electrification Administration .....</b>                         | <b>2,100,850</b>   |
| <b>B.2</b>    | <b>National Power Corporation .....</b>                                      | <b>846,309</b>     |
| <b>C.</b>     | <b>DEPARTMENT OF ENVIRONMENT AND NATURAL RESOURCES.....</b>                  | <b>44,000</b>      |
| <b>C.1</b>    | <b>Laguna Lake Development Authority.....</b>                                | <b>44,000</b>      |
| <b>D.</b>     | <b>DEPARTMENT OF FINANCE .....</b>   | <b>4,595,140</b>   |
| <b>D.1</b>    | <b>Philippine Crop Insurance Corporation.....</b>                            | <b>4,500,000</b>   |
| <b>D.2</b>    | <b>Philippine Tax Academy .....</b>  | <b>95,140</b>      |
| <b>E.</b>     | <b>DEPARTMENT OF HEALTH .....</b>  | <b>85,864,542</b>  |
| <b>E.1</b>    | <b>Lung Center of the Philippines .....</b>                                  | <b>683,997</b>     |
| <b>E.2</b>    | <b>National Kidney and Transplant Institute .....</b>                        | <b>1,633,442</b>   |
| <b>E.3</b>    | <b>Philippine Children's Medical Center .....</b>                            | <b>1,502,391</b>   |
| <b>E.4</b>    | <b>Philippine Health Insurance Corporation .....</b>                         | <b>79,990,955</b>  |
| <b>E.5</b>    | <b>Philippine Heart Center .....</b>   | <b>1,887,827</b>   |
| <b>E.6</b>    | <b>Philippine Institute of Traditional and Alternative Health Care .....</b> | <b>165,930</b>     |

|  |                   |
|--|-------------------|
| <b>F. DEPARTMENT OF HUMAN SETTLEMENTS AND URBAN DEVELOPMENT .....</b>    | <b>6,689,525</b>  |
| F.1 National Home Mortgage Finance Corporation .....                     | 1,000,000         |
| F.2 National Housing Authority .....                                     | 5,175,603         |
| F.3 Social Housing Finance Corporation .....                             | 513,922           |
| <b>G. DEPARTMENT OF PUBLIC WORKS AND HIGHWAYS .....</b>                  | <b>828,550</b>    |
| G.1 Local Water Utilities Administration .....                           | 828,550           |
| <b>H. DEPARTMENT OF TOURISM.....</b>                                     | <b>186,296</b>    |
| H.1 Tourism Infrastructure and Enterprise Zone Authority Authority ..... | 186,296           |
| <b>I. DEPARTMENT OF TRADE AND INDUSTRY .....</b>                         | <b>2,197,612</b>  |
| I.1 Aurora Pacific Economic Zone and Freeport Authority .....            | 45,000            |
| I.2 Center for International Trade Expositions and Missions .....        | 152,612           |
| I.3 Small Business Corporation .....                                     | 2,000,000         |
| <b>J. DEPARTMENT OF TRANSPORTATION .....</b>                             | <b>4,890,431</b>  |
| J.1 Civil Aviation Authority of the Philippines .....                    | 2,439,279         |
| J.2 Light Rail Transit Authority .....                                   | 1,018,152         |
| J.3 Philippine National Railways .....                                   | 1,433,000         |
| <b>K. NATIONAL ECONOMIC AND DEVELOPMENT AUTHORITY .....</b>              | <b>259,455</b>    |
| K.1 Philippine Institute for Development Studies .....                   | 259,455           |
| <b>L. PRESIDENTIAL COMMUNICATIONS OPERATIONS OFFICE .....</b>            | <b>178,633</b>    |
| L.1 Intercontinental Broadcasting Corporation .....                      | 73,689            |
| L.2 People's Television Network, Incorporated .....                      | 104,944           |
| <b>M. OTHER EXECUTIVE OFFICES .....</b>                                  | <b>37,296,361</b> |
| M.1 Authority of the Freeport Area of Bataan .....                       | 191,260           |
| M.2 Bases Conversion Development Authority .....                         | 2,487,346         |
| M.3 Cagayan Economic Zone Authority .....                                | 228,844           |
| M.4 Credit Information Corporation .....                                 | 121,990           |
| M.5 Cultural Center of the Philippines .....                             | 450,913           |
| M.6 Development Academy of the Philippines .....                         | 614,417           |
| M.7 National Irrigation Administration .....                             | 31,468,839        |
| M.8 Philippine Center for Economic Development .....                     | 241,378           |
| M.9 Philippine Postal Corporation .....                                  | 515,256           |
| M.10 Southern Philippines Development Authority .....                    | 76,000            |
| M.11 Subic Bay Metropolitan Authority .....                              | 601,668           |
| M.12 Zamboanga City Special Economic Zone Authority .....                | 298,450           |

|                 |   |                      |
|-----------------|---|----------------------|
| <b>N.</b>       | <b>BUDGETARY SUPPORT TO GOVERNMENT CORPORATIONS - OTHERS .....</b>    | <b>28,606</b>        |
| <b>XXXVII.</b>  | <b>ALLOCATIONS TO LOCAL GOVERNMENT UNITS .....</b>                    | <b>58,361,514</b>    |
| <b>A.</b>       | <b>Metropolitan Manila Development Authority .....</b>                | <b>5,672,038</b>     |
| <b>B.</b>       | <b>Special Shares of LGUs in the Proceeds of National Taxes .....</b> | <b>26,256,956</b>    |
| <b>C.</b>       | <b>Local Government Support Fund .....</b>                            | <b>17,964,996</b>    |
| <b>D.</b>       | <b>Special Shares of LGUs in the Proceeds of Fire Code Fees .....</b> | <b>629,492</b>       |
| <b>E.</b>       | <b>Barangay Officials Death Benefits .....</b>                        | <b>50,000</b>        |
| <b>F.</b>       | <b>Bangsamoro Autonomous Region in Muslim Mindanao (BARMM) .....</b>  | <b>7,788,032</b>     |
| <b>XXXVIII.</b> | <b>CONTINGENT FUND .....</b>  | <b>7,000,000</b>     |
| <b>XXXIX.</b>   | <b>MISCELLANEOUS PERSONNEL BENEFITS FUND .....</b>                    | <b>27,718,939</b>    |
| <b>XL.</b>      | <b>NATIONAL DISASTER RISK REDUCTION AND MANAGEMENT FUND .....</b>     | <b>20,000,000</b>    |
| <b>XLI.</b>     | <b>PENSION AND GRATUITY FUND .....</b>                                | <b>183,944,069</b>   |
| <b>XLII.</b>    | <b>UNPROGRAMMED APPROPRIATIONS .....</b>                              | <b>251,639,197</b>   |
|                 | <b>TOTAL NEW APPROPRIATIONS .....</b>                                 | <b>3,602,359,966</b> |

**Budgets of Department of Energy Attached Corporations**

|              |  |                   |
|--------------|--|-------------------|
| <b>I.</b>    | <b>National Electrification Administration .....</b> | <b>4,170,317</b>  |
| <b>II.</b>   | <b>National Power Corporation .....</b>              | <b>32,235,009</b> |
| <b>III.</b>  | <b>Philippine National Oil Company .....</b>         | <b>1,316,598</b>  |
| <b>Total</b> | <b>.....</b>   | <b>37,721,924</b> |

**ANNEXES**

|           |  |                      |
|-----------|--|----------------------|
| <b>A.</b> | <b>Automatic Appropriations .....</b>            | <b>1,672,879,231</b> |
| <b>B.</b> | <b>Debt Service-Principal Amortization .....</b> | <b>785,206,000</b>   |

# ANNEXES



**ANNEX A****AUTOMATIC APPROPRIATIONS**

| <u>Current Operating Expenditures</u>   |   |                        |                                 |
|---|---|------------------------|---------------------------------|
| <u>Personnel Services</u>   | <u>Maintenance and<br/>Other Operating<br/>Expenses</u> | <u>Capital Outlays</u> | <u>Total</u>                    |
| <b>A. PURPOSE(S)</b>  |   |                        |                                 |
| 1. Debt Service - Interest Payment  |   | P                      | 512,585,000,000                 |
| 2. National Tax Allotment   |   |                        | 959,041,250,000                 |
| 3. Pension under R.A. No. 2087, as amended by P.D. 1625<br>and R.A. No. 5059, as amended by Section 1 of<br>EO No. 145, s. 1987 |   |                        | 480,000                         |
| 4. Customs Duties and Taxes, including Tax Expenditures   |   |                        | 14,500,000,000                  |
| 5. Net Lending  |   |                        | 28,700,000,000                  |
| 6. Retirement and Life Insurance Premiums   |   |                        | 60,022,176,000                  |
| 7. Special Account  |   |                        | 31,066,690,000                  |
| 8. Bangsamoro Autonomous Region in Muslim Mindanao Block Grant  |   |                        | <u>66,963,635,000</u>           |
| <b>TOTAL</b>  |   | P                      | <u><u>1,672,879,231,000</u></u> |



ANNEX B

DEBT SERVICE - PRINCIPAL AMORTIZATION

|   | Current Operating Expenditures |  |                   |                   |
|---|--------------------------------|--|-------------------|-------------------|
|   | Personnel Services             | Maintenance and<br>Other Operating<br>Expenses | Capital Outlays   | Total             |
| A. PURPOSE(S)   |                                |  |                   |                   |
| For the Payment of Principal Amortization<br>of Foreign and Domestic Indebtedness |                                |  | P 785,206,000,000 | P 785,206,000,000 |
|   |                                |  | P 785,206,000,000 | P 785,206,000,000 |

# **DEPARTMENT OF AGRICULTURE FARM-TO-MARKET ROADS**



| <b>LOCALLY-FUNDED PROJECTS</b>  |                        |
|---|------------------------|
| <b>FARM-TO-MARKET ROADS</b>   |                        |
| <b>NAME OF PROJECTS</b>   | <b>AMOUNT IN PESOS</b> |
| <b>REPAIR/ REHABILITATION AND CONSTRUCTION OF FARM-TO-MARKET ROADS IN DESIGNATED PRODUCTIONS AREAS</b>                            | <b>7,485,000,000</b>   |
| <b>REGION I - ILOCOS</b>  | <b>568,000,000</b>     |
| Concreting of Brgy. Tarrag FMR, Brgy. Tarrag, Pagudpud, Ilocos Norte  | 12,000,000             |
| Concreting of Bulaspog, Brgy. Nagbacalan - Brgy. Sungadan FMR, Brgy. Nagbacalan and Brgy. Sungadan, Paoay, Ilocos Norte           | 12,000,000             |
| Concreting of Buga to Currimao, Brgy. Sideg FMR, Brgy. Sideg, Paoay, Ilocos Norte   | 20,000,000             |
| Concreting of Suyo to Caticran Road, Brgy. San Agustin FMR, Brgy. San Agustin, Paoay, Ilocos Norte                                | 20,000,000             |
| Concreting of Brgy. Cabaguan FMR, Brgy. Cabaguan, Paoay, Ilocos Norte   | 20,000,000             |
| Concreting of Sitio Ligsay, Brgy. Monte FMR, Brgy. Monte, Paoay, Ilocos Norte   | 12,000,000             |
| Concreting of Brgy. Banitog-Brgy. Darat FMR, Brgy. Banitog and Brgy. Darat, Paoay, Ilocos Norte                                   | 12,000,000             |
| Concreting of Brgy. Labut FMR, Brgy. Labut, Magsingal, Ilocos Sur   | 12,000,000             |
| Concreting of Brgy. Masadag FMR, Brgy. Masadag, Sinait, Ilocos Sur  | 12,000,000             |
| Concreting of Brgy. Barbar FMR, Brgy. Barbar, San Juan, Ilocos Sur  | 12,000,000             |
| Concreting of Sitio Baudan-Sitio Dekkan- Sitio Tabio, Brgy. Man-atong FMR, Brgy. Man-atong, Suyo, Ilocos Sur                      | 12,000,000             |
| Concreting of Brgy. Cabaroan to Brgy. Cabuloan FMR, Brgy. Cabaroan and Brgy. Cabuloan, Santa Catalina, Ilocos Sur                 | 12,000,000             |
| Concreting of Brgy. Danuman West to Brgy. Lingsat FMR, Brgy. Danuman West and Brgy. Lingsat, Sta. Maria, Ilocos Sur               | 15,000,000             |
| Concreting of ISPSC, Brgy. Silag FMR, Brgy. Silag, Sta. Maria, Ilocos Sur   | 15,000,000             |
| Concreting of Brgy. Camanggaan-Brgy. Malamin FMR, Brgy. Camanggaan and Brgy. Malamin, San Juan, Ilocos Sur                        | 15,000,000             |
| Concreting of Brgy. Bathato FMR, Brgy. Bathato, Alilem, Ilocos Sur  | 12,000,000             |
| Concreting of Brgy. Ambugat FMR, Brgy. Ambugat, Burgos, Ilocos Sur  | 12,000,000             |
| Concreting of Brgy. Tiagan FMR, Brgy. Tiagan, San Emilio, Ilocos Sur  | 12,000,000             |
| Concreting of Sitio Seksek, Brgy. Cacapian FMR, Brgy. Cacapian, San Juan, La Union  | 12,000,000             |
| Concreting of Brgy. San Juan FMR, Brgy. San Juan, Sto. Tomas, La Union  | 12,000,000             |
| Concreting of Brgy. Balayang FMR, Brgy. Balayang, Alaminos City, Pangasinan   | 12,000,000             |
| Concreting of Brgy. Baracbac FMR, Brgy. Baracbac, Mangatarem, Pangasinan  | 12,000,000             |
| Concreting of Brgy. Pangpang FMR, Brgy. Pangpang, San Carlos City, Pangasinan   | 12,000,000             |
| Concreting of Brgy. Labney FMR, Brgy. Labney, San Jacinto, Pangasinan   | 12,000,000             |
| Concreting of Sitio Bangol, Brgy. Inmalog FMR, Brgy. Inmalog, Sison, Pangasinan   | 12,000,000             |
| Concreting of Brgy. Carriedo to Brgy. Trenchera FMR, Brgy. Carriedo and Brgy. Trenchera, Tayug, Pangasinan                        | 15,000,000             |
| Concreting of Sitio 1 & 2, Sitio 5 & 6 and Sitio Dalao FMR, Brgy. San Agustin, San Nicolas, Ilocos Norte                          | 10,000,000             |
| Construction/ Rehabilitation of Baligayan-Sta. Cruz FMR, Brgy. Baligayan, San Quintin and Brgy. Sta. Cruz, Sta. Maria, Pangasinan | 10,000,000             |
| Construction/ Rehabilitation of Salud-Bachelor East FMR, Brgys. Salud and Bachelor East, Natividad, Pangasinan                    | 10,000,000             |
| Construction of Farm-to-Market Road at Sitio 1-7, Brgy. Balacad, Laoag City, Ilocos Norte   | 20,000,000             |
| Construction of Farm-to-Market Road at Brgy. Ambuetel, Calasiao, Pangasinan   | 15,000,000             |
| Construction of Farm-to-Market Road at Brgy. Batangcao, Bayambang, Pangasinan   | 15,000,000             |
| Construction of San Nicolas FMR, Brgy. San Nicolas, Candon City, Ilocos Sur   | 18,000,000             |
| Construction of Nagpanaoan FMR, Brgy. Nagpanaoan, Santa, Ilocos Sur   | 12,000,000             |
| Concreting of Cabalaoangan Sur-Cabalaoangan Norte FMR, Brgys. Cabalaoangan Sur & Cabalaoangan Norte, Rosales, Pangasinan          | 30,000,000             |
| Concreting of Lekep Butao FMR, Brgy. Lekep Butao, San Fabian, Pangasinan  | 10,000,000             |
| Concreting of Bolaoen FMR, Brgy. Bolaoen, San Fabian, Pangasinan  | 10,000,000             |
| Construction of Farm-to-Market Road at Brgy. Paing, Bantay, Ilocos Sur  | 30,000,000             |
| Construction of Brgy. Binda FMR, Brgy. Binda, San Fabian, Pangasinan  | 15,000,000             |
| Construction of Brgy. Palapad FMR, Brgy. Palapad, San Fabian, Pangasinan  | 15,000,000             |

| <b>LOCALLY-FUNDED PROJECTS</b>   |                        |
|--|------------------------|
| <b>FARM-TO-MARKET ROADS</b>  |                        |
| <b>NAME OF PROJECTS</b>  | <b>AMOUNT IN PESOS</b> |
| <b>CORDILLERA ADMINISTRATIVE REGION (CAR)</b>  | <b>650,000,000</b>     |
| Concreting of Brgy. Cardona FMR, Brgy. Cardona, Dolores, Abra  | 30,000,000             |
| Concreting of Brgy. Patagui-Brgy. Bagatoy FMR, Brgy. Patagui and Brgy. Bagatoy, La Paz, Abra                         | 30,000,000             |
| Concreting of Brgy. Malapao FMR, Brgy. Malapao, Langiden, Abra   | 50,000,000             |
| Concreting of Brgy. Bagalay-Brgy. Budac-Brgy. Bashasa FMR, Brgy. Bagalay, Brgy. Budac and Brgy. Bashasa, Tayum, Abra | 40,000,000             |
| Concreting of Sitio Tano to Sitio Alayo, Brgy. Gangal FMR, Brgy. Gangal, Sallapadan, Abra                            | 12,000,000             |
| Concreting of Brgy. Nueva to Brgy. Panay FMR, Sta. Marcela, Apayao   | 12,000,000             |
| Concreting of Brgy. Caliking (along damsite) FMR, Brgy. Caliking, Atok, Benguet                                      | 12,500,000             |
| Concreting of Washington-Loakan, Brgy. Cattubo FMR, Brgy. Cattubo, Atok, Benguet                                     | 12,500,000             |
| Concreting of Gakian-Cagam-is, Brgy. Gambang FMR, Brgy. Gambang, Bakun, Benguet                                      | 12,500,000             |
| Improvement of Dada-Lubo, Brgy. Poblacion FMR, Brgy. Poblacion, Bakun, Benguet                                       | 12,500,000             |
| Concreting of Brgy. Karao to Brgy. Ekip FMR, Brgy. Karao and Brgy. Ekip, Bokod, Benguet                              | 12,500,000             |
| Concreting of Brgy. Nawal FMR, Brgy. Nawal, Bokod, Benguet   | 12,500,000             |
| Concreting/Improvement of J204 Bangao - Tinapan - Amdodon FMR, Buguias, Benguet                                      | 12,500,000             |
| Concreting/Improvement of Baney-Pasbol FMR, Buguias, Benguet   | 12,500,000             |
| Improvement of Balangabang FMR, Kabayan, Benguet   | 12,500,000             |
| Improvement of Natubleng-Upper Patkiaw-Apanberang FMR, Brgy. Natubleng, Buguias, Benguet                             | 12,500,000             |
| Concreting of FMR at Upper Naybaliw to Lower Naybaliw Labilab, Brgy. Loacan FMR, Brgy. Loacan, Itogon, Benguet       | 12,500,000             |
| Improvement of Goldfield-Liang, Brgy. Poblacion FMR, Brgy. Poblacion, Itogon, Benguet                                | 12,500,000             |
| Concreting of Dinamili-Tinaleb-Taaw, Brgy. Ballay FMR, Brgy. Ballay, Kabayan, Benguet                                | 12,500,000             |
| Concreting of Baguengey-Central FMR, Brgy. Poblacion Central, Kapangan, Benguet                                      | 12,500,000             |
| Concreting of Sitio Ubod - Sitio Abiang FMR, Brgy. Taba-ao and Brgy. Labeug, Kapangan, Benguet                       | 12,500,000             |
| Concreting of Masala-Tagpaya FMR, Brgy. Madaymen, Kibungan, Benguet  | 12,500,000             |
| Concreting of Tonguey-Pokles FMR, Brgy. Madaymen, Kibungan, Benguet  | 12,500,000             |
| Concreting of Alapang-Peril Boundary FMR, Brgy. Alapang, La Trinidad, Benguet  | 12,500,000             |
| Concreting of Shelpi, Aduyon-Matikid, Tongotong, Brgy. Talingguroy FMR, Brgy. Talingguroy, La Trinidad, Benguet      | 12,500,000             |
| Concreting of Obulan-Pagal-Beckel FMR, Brgy. Beckel, La Trinidad, Benguet  | 12,500,000             |
| Concreting of Denmoyog-Salin FMR, Brgy. Balili, Mankayan, Benguet  | 12,500,000             |
| Concreting of Brgy. Paco to Brgy. Cabiten FMR, Brgy. Paco and Brgy. Cabiten, Mankayan, Benguet                       | 12,500,000             |
| Concreting of Sapid-Pacda, Suyoc FMR, Brgy. Sapid, Mankayan, Benguet   | 12,500,000             |
| Concreting of Brgy. Sapid-Guiweng to Brgy. Cabiten FMR, Brgy. Sapid and Brgy. Cabiten, Mankayan, Benguet             | 12,500,000             |
| Concreting of Depnak, Brgy. Bagong FMR, Brgy. Bagong, Sablan, Benguet  | 12,500,000             |
| Concreting of Central Bayabas-Amocao Junction FMR, Brgy. Bayabas, Sablan, Benguet                                    | 12,500,000             |
| Concreting of Lipit-Lubas FMR, Brgy. Ansangan, Tuba, Benguet   | 12,500,000             |
| Concreting of Shekdan-Benmetao FMR, Brgy. Camp One, Tuba, Benguet  | 12,500,000             |
| Concreting of Taba-ao-(Inarado-Killet)-Mainit FMR, Brgy. San Pascual, Tuba, Benguet                                  | 12,500,000             |
| Concreting of Sitio Bengaongao-Bagto, Brgy. Ambongdolan FMR, Brgy. Ambongdolan, Tublay, Benguet                      | 12,500,000             |
| Concreting of Suyoc-Sayatan-Tacarang FMR, Brgy. Daclan and Brgy. Ba-ayan, Tublay, Benguet                            | 12,500,000             |
| Concreting of Brgy. Tuel Proper to Asin FMR, Brgy. Tuel, Tublay, Benguet   | 12,500,000             |
| Concreting of CIARC, Baguio Dairy Farm, Brgy. Sto. Tomas Valley FMR, Brgy. Sto. Tomas Valley, Baguio City, Benguet   | 16,000,000             |
| Concreting of Sitio Palaad, Brgy. Kiling FMR, Brgy. Kiling, Alfonso Lista, Ifugao                                    | 12,000,000             |
| Concreting of Brgy. Magnao FMR, Brgy. Magnao, Tabuk City, Kalinga  | 12,000,000             |
| Concreting of Brgy. Suyang FMR Phase II, Brgy. Suyang Tabuk City, Kalinga  | 12,000,000             |
| Concreting of Sitio Asibanglan, Brgy. Bagumbayan FMR, Brgy. Bagumbayan, Tabuk City, Kalinga                          | 12,000,000             |
| Concreting of Sitio Bansa to Sitio Mosgo, Brgy. Monamon Norte FMR, Brgy. Monamon Norte, Bauko, Mt. Province          | 12,000,000             |

| <b>LOCALLY-FUNDED PROJECTS</b>   |                        |
|--|------------------------|
| <b>FARM-TO-MARKET ROADS</b>  |                        |
| <b>NAME OF PROJECTS</b>  | <b>AMOUNT IN PESOS</b> |
| <b>REGION II - CAGAYAN VALLEY</b>  | <b>639,000,000</b>     |
| Concreting of Brgy. Viga FMR, Brgy. Viga, Lasam, Cagayan   | 25,000,000             |
| Concreting of Brgy. Nicolas Agatep to Brgy. Malinta FMR, Brgy. Nicolas Agatep and Brgy. Malinta, Lasam, Cagayan                        | 25,000,000             |
| Concreting of Brgy. San Juan to Sitio Calapawan FMR, Brgy. San Juan, Ballesteros, Cagayan  | 25,000,000             |
| Concreting of Brgy. Fugu to Sitio Cabaggaoan FMR, Brgy. Fugu, Ballesteros, Cagayan   | 25,000,000             |
| Concreting of Sitio Nanabuan FMR, Brgy. Zitanga, Ballesteros, Cagayan  | 25,000,000             |
| Concreting of Brgy. San Julian FMR, Brgy. San Julian, Abulug, Cagayan  | 30,000,000             |
| Concreting of Brgy. Guiddam to Brgy. San Agustin FMR, Brgy. Guiddam and Brgy. San Agustin, Abulug, Cagayan                             | 15,000,000             |
| Concreting of Brgy. Calog Sur to Brgy. Libertad FMR, Brgy. Calog Sur and Brgy. Libertad, Abulug, Cagayan                               | 30,000,000             |
| Concreting of Sitio Singayen FMR, Brgy. Assasi, Baggao, Cagayan  | 12,000,000             |
| Concreting of Brgy. Centro Calamagui FMR, Centro Calamagui, Amulung, Cagayan   | 12,000,000             |
| Concreting of Brgy. Buenavista to Brgy. Magdalena FMR, Brgy. Buenavista and Brgy. Magdalena, Claveria, Cagayan                         | 12,000,000             |
| Concreting of Brgy. Sta. Victoria to Brgy. Pasa FMR, Brgy. Sta. Victoria and Brgy. Pasa, Ilagan City, Isabela                          | 12,000,000             |
| Concreting of Brgy. Minallo FMR, Brgy. Minallo, Naguilian, Isabela   | 12,000,000             |
| Concreting of Brgy. Nueva Era FMR, Brgy. Nueva Era, Cabatuan, Isabela  | 12,000,000             |
| Concreting of Sitio Camangaan to Sitio Buneg, Brgy. Anonang FMR, Brgy. Anonang, Cordon, Isabela  | 12,000,000             |
| Concreting of Brgy. San Pedro FMR, Brgy. San Pedro, Mallig, Isabela  | 12,000,000             |
| Concreting of Brgy. Rogus FMR, Brgy. Rogus, Cauayan City, Isabela  | 12,000,000             |
| Concreting of CVIARC, Brgy. San Felipe FMR, Brgy. San Felipe, Ilagan City, Isabela   | 16,000,000             |
| Concreting of Brgy. Nagcampegan to Brgy. San Luis FMR, Brgy. Nagcampegan and Brgy. San Luis, Cauayan City, Isabela                     | 12,000,000             |
| Concreting of Brgy. Babaran FMR Phase II, Brgy. Babaran, Echague, Isabela  | 12,000,000             |
| Concreting of Sitio Payin to Sitio Kugkug to Sitio Tukon FMR, Brgy. Chanarian, Basco, Batanes  | 12,000,000             |
| Concreting of Brgy. San Fernando to Brgy. Abinganan FMR, Brgy. San Fernando and Brgy. Abinganan, Bambang, Nueva Vizcaya                | 12,000,000             |
| Concreting of Brgy. Dinili to Brgy. Calaocan FMR, Brgy. Dinili and Brgy. Calaocan, Bambang, Nueva Vizcaya                              | 12,000,000             |
| Concreting of Brgy. Communal FMR, Brgy. Communal, Solano, Nueva Vizcaya  | 12,000,000             |
| Concreting of Brgy. Mangandingay FMR Phase 2, Brgy. Mangandingay, Cabarroguis, Quirino   | 12,000,000             |
| Concreting of Brgy. San Pascual FMR, Brgy. San Pascual, Diffun, Quirino  | 12,000,000             |
| Rehabilitation/Improvement of Brgy. Zamora FMR, Brgy. Cabarroguis, Quirino   | 12,000,000             |
| Rehabilitation/Improvement of Sition Amilingan, Brgy. San Isidro FMR, Brgy. San Isidro, Diffun, Quirino                                | 12,000,000             |
| Concreting of Naggasican South Low Canal Road FMR, Santiago City, Isabela  | 10,000,000             |
| Construction of Brgy. Iraga to Brgy. Malacabibi FMR, Brgy. Iraga and Brgy. Malacabibi, Solana, Cagayan                                 | 10,000,000             |
| Construction of Liwan Norte FMR, Brgy. Liwan Norte, Enrile, Cagayan  | 10,000,000             |
| Concreting of Brgy. Dicamay FMR, Brgy. Dicamay, San Mariano, Isabela   | 10,000,000             |
| Concreting of Sitio Dingading to Cuaraunitan, Brgy. Binatug FMR, Brgy. Binatug, San Mariano, Isabela                                   | 10,000,000             |
| Concreting of Brgy. Cadsalan to Brgy. Tappa FMR, Brgy. Cadsalan and Brgy. Tappa, San Mariano, Isabela                                  | 10,000,000             |
| Construction/Improvement of Brgy. San Salvador FMR, Brgy. San Salvador, Maddela, Quirino   | 10,000,000             |
| Construction/Improvement of Brgy. Upper Dibibi FMR, Brgy. Upper Dibibi, Cabarroguis, Quirino   | 10,000,000             |
| Construction/Improvement of Brgy. Mangandingay-Brgy. Sto. Domingo FMR, Brgy. Mangandingay and Brgy. Sto. Domingo, Cabarroguis, Quirino | 10,000,000             |
| Concreting of Farm-to-Market-Road, Brgy. Sto. Domingo West, Bambang, Nueva Vizcaya   | 10,000,000             |
| Concreting of Farm-to-Market-Road, Brgy. Magapuy, Bayombong, Nueva Vizcaya   | 10,000,000             |
| Concreting of Farm-to-Market-Road, Brgy. Kasibu, Watwat, Nueva Vizcaya   | 10,000,000             |
| Concreting of Farm-to-Market Road, Brgy. Namnama to Antagan 2nd Phase 2 FMR, Tumauni, Isabela  | 12,000,000             |
| Concreting of Farm-to-Market Road at Brgy. Pilitan, Tumauni, Isabela   | 12,500,000             |
| Concreting of Farm-to-Market Road at Brgy. Bantug, Tumauni, Isabela  | 14,000,000             |
| Concreting of Farm-to-Market Road at Brgy. San Pedro, Tumauni, Isabela   | 12,500,000             |

| <b>LOCALLY-FUNDED PROJECTS</b>   |                        |
|--|------------------------|
| <b>FARM-TO-MARKET ROADS</b>  |                        |
| <b>NAME OF PROJECTS</b>  | <b>AMOUNT IN PESOS</b> |
| Concreting of Farm-to-Market Road at Brgy. Lanna, Tumauni, Isabela   | 12,000,000             |
| Concreting of Farm-to-Market-Road at Brgy. Ugad, Tumauni, Isabela  | 12,000,000             |
|  |                        |
| <b>REGION III - CENTRAL LUZON</b>  | <b>686,000,000</b>     |
|  |                        |
| Concreting of Purok 2, Brgy. Sta. Lucia - San Leonardo FMR, Brgy. Sta. Lucia and San Leonardo, Ma. Aurora, Aurora  | 12,000,000             |
| Concreting of Salaksak, Brgy. Ditumabo FMR, Brgy. Ditumabo, San Luis, Aurora   | 12,000,000             |
| Concreting of Barangay San Juan - Aplo FMR, Brgy. San Juan, Samal, Bataan  | 13,000,000             |
| Concreting of Purok 2, Brgy. Sapang Balas FMR, Brgy. Sapang Balas, Dinalupihan, Bataan   | 13,000,000             |
| Concreting of Palunatin FMR, Barangay Sabatan, Orion, Bataan   | 12,000,000             |
| Concreting of Barangay Paradise III Area C FMR, Barangay Paradise III, San Jose Del Monte, Bulacan   | 12,000,000             |
| Concreting of NIA Rd. Sitio Tambak FMR, Barangay Pitpitan, Bulakan, Bulacan  | 12,000,000             |
| Concreting of Brgy. Bonga Menor FMR, Brgy. Bonga Menor, Bustos, Bulacan  | 12,000,000             |
| Concreting of Purok 5, Brgy. Upig to Brgy. Pasong Bangkal FMR, Brgy. Upig and Brgy. Pasong Bangkal, San Ildefonso, Bulacan   | 12,000,000             |
| Concreting of Barangay Tumana FMR, Barangay Tumana, Sta. Maria, Bulacan  | 12,000,000             |
| Concreting of NSWRD-BSWM FMR, San Ildefonso, Bulacan   | 16,000,000             |
| Concreting of Pasong Callos FMR, Brgy. Pasong Callos, San Rafael, Bulacan  | 12,000,000             |
| Concreting of Purok 3, Brgy. Basuit FMR, Brgy. Basuit, San Ildefonso, Bulacan  | 12,000,000             |
| Concreting of Casalat to Brgy. Pasong Bangkal FMR, Brgy. Casalat, San Ildefonso, Bulacan   | 12,000,000             |
| Concreting of Buencamino St., Brgy. San Juan FMR, San Miguel, Bulacan  | 12,000,000             |
| Concreting of Barangay Lennec FMR, Barangay Lennec, Guimba, Nueva Ecija  | 20,000,000             |
| Concreting of Barangay San Antonio - Barangay Naglabrahan FMR, Barangay San Antonio, Muñoz, Nueva Ecija  | 12,000,000             |
| Concreting of Barangay Calaanan FMR, Barangay Calaanan, Bongabon, Nueva Ecija  | 12,000,000             |
| Concreting of Brgy. San Roque FMR, Brgy. San Roque, Gapan City, Nueva Ecija  | 12,000,000             |
| Concreting of Barangay Sta. Maria - Mawaque FMR, Barangay Sta. Maria and Mawaque, Mabalacat, Pampanga  | 12,000,000             |
| Concreting of Barangay Prado Siongco FMR, Barangay Prado Siongco, Lubao, Pampanga  | 12,000,000             |
| Concreting of Gatiawin - Lacmit FMR, Barangay Gatiawin/ Lacmit, Arayat, Pampanga   | 12,000,000             |
| Concreting of Barangay Moras Dela Paz - San Matias - Barangay Sto. Rosario Pau, Sto. Tomas FMR, Barangay Moras Dela Paz - Sto. Rosario Pau - San Matias, Santo Tomas, Pampanga | 12,000,000             |
| Concreting of CLIARC, Brgy. Sto. Niño FMR, Brgy. Sto. Niño, Magalang, Pampanga   | 16,000,000             |
| Concreting of Purok 4, Brgy. Cabanabaan to Brgy. Taguiporo FMR, Brgy. Cabanabaan and Brgy. Taguiporo, Camiling, Sta. Ignacia, Tarlac   | 12,000,000             |
| Concreting of Brgy. New Salem FMR, Gerona, Tarlac  | 12,000,000             |
| Concreting of Brgy. Almendras - Talimundoc Marimla (Sitio Mapaco) FMR, Concepcion, Tarlac  | 12,000,000             |
| Concreting of Brgy. Batiawan FMR, Brgy. Batiawan, Subic, Zambales  | 12,000,000             |
| Concreting of Purok 5 to Sitio Piloto FMR, Barangay Mambog, Botolan, Zambales  | 12,000,000             |
| Construction of Farm-to-Market Road, Barangay Dulong Bayan, San Jose Del Monte City, Bulacan   | 10,000,000             |
| Concreting of Gutad FMR, Brgy. Gutad, Floridablanca, Pampanga  | 20,000,000             |
| Concreting of Mapaniqui-Pangclara FMR, Brgys. Mapaniqui & Pangclara, Candaba, Pampanga   | 10,000,000             |
| Concreting of San Juan-San Pedro-San Isidro FMR, Brgys. San Juan, San Pedro, & San Isidro, San Simon, Pampanga   | 10,000,000             |
| Concreting of Farm-to-Market Road at Brgy. Sagrada, Masantol, Pampanga   | 10,000,000             |
| Concreting of Farm-to-Market Road at Sitio Malambot, Brgy. San Juan, San Luis, Pampanga  | 10,000,000             |
| Concreting of San Rafael-San Isidro Anac FMR, Brgy. San Rafael, Macabebe & Brgy. San Isidro Anac, Masantol, Pampanga   | 10,000,000             |
| Construction of Brgy. Cabog-Cabog FMR, Brgy. Cabog-Cabog, Balanga City, Bataan   | 15,000,000             |
| Construction of Brgy. Bilolo FMR, Brgy. Bilolo, Orion, Bataan  | 15,000,000             |
| Concreting/Rehabilitation of Brgy. Malibong Matanda-to-Brgy. Batia FMR, Brgy. Malibong Matanda, Pandi and Brgy. Batia, Bocaue, Bulacan   | 15,000,000             |

| <b>LOCALLY-FUNDED PROJECTS</b>  |                        |
|---|------------------------|
| <b>FARM-TO-MARKET ROADS</b>   |                        |
| <b>NAME OF PROJECTS</b>   | <b>AMOUNT IN PESOS</b> |
| Concreting/Rehabilitation of Brgy. Poblacion FMR, Brgy. Poblacion, Guiguinto, Bulacan   | 15,000,000             |
| Concreting of Brgy. Suaverdez FMR Phase III, Brgy. Suaverdez, Anao, Tarlac  | 13,000,000             |
| Concreting of Brgy. Pance FMR Phase II, Brgy. Pance, Ramos, Tarlac  | 17,000,000             |
| Construction of Farm-to-Market Road at Brgy. Biaan, Mariveles, Bataan   | 10,000,000             |
| Construction of Farm-to-Market Road at Brgy. Pantingan, Pilar, Bataan   | 10,000,000             |
| Construction of Farm-to-Market Road at Brgy. Alas-Asin, Mariveles, Bataan   | 10,000,000             |
| Construction of Farm-to-Market Road at Brgy. Longos, Calumpit, Bulacan  | 30,000,000             |
| Construction of Farm-to-Market Road, Sitio Nagcancionan, Brgy. R. A. Padilla, Carranglan, Nueva Ecija   | 10,000,000             |
| Construction of Farm-to-Market Road at Brgy. Bosque, Llanera, Nueva Ecija   | 10,000,000             |
| Construction of Farm-to-Market Road, Brgy. Mapangpang, Lupao, Nueva Ecija   | 10,000,000             |
| Concreting/Rehabilitation of Brgy. Bulihan FMR, Brgy. Bulihan, Plaridel, Bulacan  | 30,000,000             |
| Construction of Farm-to-Market Road at Sitio Bonboneg 1st, Brgy. Sinigpit, Paniqui, Tarlac  | 10,000,000             |
| Construction of Farm-to-Market Road at Brgy. Sta Ines, Paniqui, Tarlac  | 10,000,000             |
| Construction of Farm-to-Market Road between the boundary of Brgy. Salumague and Brgy. Apulid, Paniqui, Tarlac   | 10,000,000             |
|   |                        |
| <b>REGION IVA - CALABARZON</b>  | <b>783,500,000</b>     |
|   |                        |
| Concreting of Brgy. Bulihan to Looc FMR, Brgy. Bulihan to Looc, Nasugbu, Batangas   | 12,000,000             |
| Concreting of Brgy. Apar FMR, Brgy. Apar, Lobo, Batangas  | 12,000,000             |
| Concreting of Bagbag FMR, Brgy. Bagbag, Tanauan, Batangas   | 12,000,000             |
| Concreting of Brgy. Bataan FMR, Brgy. Bataan, San Juan, Batangas  | 12,000,000             |
| Concreting of Purok 3, Brgy. Bilogo FMR, Brgy. Bilogo, Batangas City, Batangas  | 12,000,000             |
| Concreting of Brgy. Arumahan FMR, Brgy. Arumahan, Lemery, Batangas  | 12,000,000             |
| Concreting of Brgy. Tactac FMR, Brgy. Tactac, Balayan, Batangas   | 12,000,000             |
| Concreting of Brgy. Tanagan FMR, Brgy. Tanagan, Calatagan, Batangas   | 12,000,000             |
| Concreting of Brgy. Antipolo FMR, Brgy. Antipolo, Rosario, Batangas   | 12,000,000             |
| Concreting of STIARC, Brgy. Marawoy FMR, Brgy. Marawoy, Lipa City, Batangas   | 16,000,000             |
| Concreting of Brgy. Bignay FMR, Brgy. Bignay, Lobo, Batangas  | 12,000,000             |
| Concreting of Brgy. San Roque FMR, Brgy. San Roque, Rosario, Batangas   | 12,000,000             |
| Concreting of Brgy. Malabrigo FMR, Brgy. Malabrigo, Lobo, Batangas  | 15,000,000             |
| Concreting of Brgy. Bungahan FMR, Brgy. Bungahan, Lian, Batangas  | 26,000,000             |
| Concreting of Brgy. Humayingan FMR, Brgy. Humayingan, Lian, Batangas  | 12,000,000             |
| Concreting of Brgy. Malaruhatan FMR, Brgy. Malaruhatan, Lian, Batangas  | 12,000,000             |
| Concreting of Brgy. Maguyam FMR, Brgy. Maguyam, Silang, Cavite  | 12,000,000             |
| Concreting of Purok 2, Brgy. Banaba Cerca FMR, Brgy. Banaba Cerca, Indang, Cavite   | 12,000,000             |
| Concreting of Sitio Munting Koral, Brgy. Urdaneta FMR, Brgy. Urdaneta, Magallanes, Cavite   | 12,000,000             |
| Concreting of Brgy. Biluso to Brgy. Langkaan FMR, Brgy. Biluso and Brgy. Langkaan, Silang and Dasmariñas City, Cavite   | 12,500,000             |
| Concreting of Brgy. Tala FMR, Brgy. Tala, Rizal, Laguna   | 12,000,000             |
| Concreting of Brgy. Dela Paz FMR, Brgy. Dela Paz, Luisiana, Laguna  | 12,000,000             |
| Concreting of Brgy. Dapdap FMR, Brgy. Dapdap, Tayabas City, Quezon  | 12,500,000             |
| Concreting of Brgy. Mahabang Parang FMR, Brgy. Mahabang Parang, Lucban, Quezon  | 12,500,000             |
| Concreting of Brgy. Tagumpay FMR, Brgy. Tagumpay, Real, Quezon  | 12,500,000             |
| Concreting of Brgy. Catambungan FMR, Brgy. Catambungan, Infanta, Quezon   | 12,500,000             |
| Concreting of Brgy. San Mateo FMR, Brgy. San Mateo, Dolores, Quezon   | 12,000,000             |
| Concreting of Brgy. Hinguiwin FMR, Brgy. Hinguiwin, Padre Burgos, Quezon  | 12,000,000             |
| Concreting of Brgy. Jongo to Brgy. San Pedro to Brgy. San Rafael to Brgy. Santa Elena FMR, Brgy. Jongo, Brgy. San Pedro, Brgy. San Rafael and Brgy. Sta. Elena, Lopez, Quezon | 12,000,000             |



| <b>LOCALLY-FUNDED PROJECTS</b>   |                        |
|--|------------------------|
| <b>FARM-TO-MARKET ROADS</b>  |                        |
| <b>NAME OF PROJECTS</b>  | <b>AMOUNT IN PESOS</b> |
| Concreting of Brgy. San Andres to Brgy. Sta. Catalina to Brgy. Cawayanin FMR Phase 3, Brgy. San Andres, Brgy. Sta. Catalina and Brgy. Cawayanin, Lopez, Quezon | 12,000,000             |
| Concreting of Brgy. Kalinawan to Brgy. Pipindan FMR, Brgy. Kalinawan and Brgy. Pipindan, Binangonan, Rizal   | 12,000,000             |
| Concreting of Brgy. San Isidro FMR, Brgy. San Isidro, Rodriguez, Rizal   | 12,000,000             |
| Concreting of Brgy. San Jose FMR, Brgy. San Jose, Antipolo, Rizal  | 12,000,000             |
| Concreting of NSWRRDC-BSWM, Brgy. Cuyambay FMR, Brgy. Cuyambay, Tanay, Rizal   | 16,500,000             |
| Concreting of Mabunga FMR, Brgy. Mabunga, Rosario, Batangas  | 10,000,000             |
| Concreting of Macalamcam A FMR, Brgy. Macalamcam A, Rosario, Batangas  | 10,000,000             |
| Construction of Farm-to-Market Road at Sitio Macaingalan, Brgy. Puray, Rodriguez, Rizal  | 10,000,000             |
| Construction of Farm-to-Market Road at Brgy. Banyaga, Agoncillo, Batangas  | 10,000,000             |
| Construction of Farm-to-Market Road at Brgy. Gulod, Laurel, Batangas   | 5,000,000              |
| Construction of Farm-to-Market Road at Brgy. Bancoro, San Nicolas, Batangas  | 5,000,000              |
| Construction of Farm-to-Market Road at Brgy. Perez Talaongan, Calauan City, Laguna   | 10,000,000             |
| Construction of Farm-to-Market Road at Brgy. Santisimo, San Pablo City, Laguna   | 5,000,000              |
| Construction of Farm-to-Market Road at Brgy. Estrella, San Pedro City, Laguna  | 15,000,000             |
| Construction of Farm-to-Market Road at Brgy. Vicente, Bauan, Batangas  | 10,000,000             |
| Construction of Farm-to-Market Road at Brgy. Manalupang, Bauan, Batangas   | 10,000,000             |
| Construction of Farm-to-Market Road at Brgy. San Antonio, San Luis, Batangas   | 10,000,000             |
| Rehabilitation of Brgy. Niog FMR, Brgy. Niog, Bacoar City, Cavite  | 30,000,000             |
| Construction/Rehabilitation of Farm-to-Market Road at Brgy. Malitlit, Lipa City, Batangas  | 15,000,000             |
| Construction/Rehabilitation of Farm-to-Market Road at Brgy. San Benito, Lipa City, Batangas  | 15,000,000             |
| Concreting of Sitio Bulbok, Brgy. Castaños Lejos FMR, Brgy. Castaños Lejos, Gen. Emilio Aguinaldo, Cavite  | 15,000,000             |
| Concreting of Sitio Tacutan, Brgy. A. Dalusag FMR, Brgy. A. Dalusag, Gen. Emilio Aguinaldo, Cavite   | 15,000,000             |
| Concreting of Brgy. Kayquit I to Brgy. Kayquit III FMR, Brgy. Kayquit I & Brgy. Kayquit III, Indang, Cavite  | 25,000,000             |
| Concreting of Farm-to-Market Road at Brgy. Capipisa, Tanza, Cavite   | 10,000,000             |
| Construction of Farm to Market Road at Brgy. Butucan, Nasugbu, Batangas  | 12,000,000             |
| Construction of Farm to Market Road at Brgy. Sabang, Tuy, Batangas   | 12,000,000             |
| Construction of Farm to Market Road at Brgy. Bolbok, Taal, Batangas  | 11,000,000             |
| Concreting of Brgy. Mahabang Parang FMR, Brgy. Mahabang Parang, Angono, Rizal  | 10,000,000             |
| Concreting of Sitio Hacienda Maloles FMR, Brgy. Sta Catalina Sur, Candelaria, Quezon   | 12,000,000             |
| Concreting of Sitio Alib FMR, Brgy. Guis Guis Talon, Sariaya, Quezon   | 12,000,000             |
| Concreting of Farm-to-Market Road, Brgy. Bulakin, Tiaong, Quezon   | 6,000,000              |
| Concreting of Brgy. Banadero-Pinaglubayan-Pillon FMR, Polillo, Quezon  | 10,500,000             |
| Concreting of Brgy. Aluyon-Mabini FMR, Burdeos, Quezon   | 10,500,000             |
| Concreting of Brgy. Agos-Agos to Batican FMR, Infanta, Quezon  | 8,000,000              |
| Concreting of Brgy. Valencia FMR, Brgy. Valencia, Tayabas, Quezon  | 5,000,000              |
| Concreting of Brgy. Ingas FMR, Brgy. Ingas, Infanta, Quezon  | 3,500,000              |
|  |                        |
| <b>REGION IVB - MIMAROPA</b>   | <b>670,500,000</b>     |
|  |                        |
| Concreting of Sitio Libas I - Libas II , Brgy. Calubasanhon FMR, Oriental Mindoro  | 20,000,000             |
| Concreting of Brgy. Salcedo FMR, Brgy. Salcedo, Bansud, Oriental Mindoro   | 12,000,000             |
|  |                        |
| Concreting of Brgy. San Carlos to Brgy. Bagong Buhay FMR, Brgy. San Carlos and Brgy. Bagong Buhay, Naujan, Oriental Mindoro                                    | 12,000,000             |
| Concreting of Brgy. Sampaguita to Brgy. Gamao FMR, Brgy. Sampaguita and Brgy. Gamao, Naujan, Oriental Mindoro  | 12,000,000             |
| Concreting of Brgy. San Nicolas FMR, Sablayan, Occidental Mindoro  | 12,000,000             |
| Concreting of Brgy. Tuban FMR, Brgy. Tuban, Sablayan, Occidental Mindoro   | 20,000,000             |

| <b>LOCALLY-FUNDED PROJECTS</b>  |                        |
|---|------------------------|
| <b>FARM-TO-MARKET ROADS</b>   |                        |
| <b>NAME OF PROJECTS</b>   | <b>AMOUNT IN PESOS</b> |
| Concreting of Brgy. San Jose FMR, Brgy. San Jose, Roxas, Palawan  | 12,000,000             |
| Concreting of Brgy. Samariñana FMR, Brgy. Samariñana, Brooke's Point, Palawan                           | 12,000,000             |
| Concreting of Brgy. Isaub to Brgy. Sagpangan FMR, Aborlan, Palawan                                      | 12,000,000             |
| Concreting of Brgy. Tugis FMR, Brgy. Tugis, Looc, Romblon   | 12,000,000             |
| Concreting of Brgy. Poctoy FMR, Brgy. Poctoy, Odiongan, Romblon   | 12,000,000             |
| Concreting of Brgy. Camantaya FMR, Brgy. Camantaya, San Agustin, Romblon                                | 15,000,000             |
| Concreting of Brgy. Bognuyan FMR, Brgy. Bognuyan, Gasan, Marinduque                                     | 12,500,000             |
| Concreting of Purok I Brgy. Banuyo FMR, Brgy. Banuyo, Gasan, Marinduque                                 | 12,500,000             |
| Concreting of Purok Isok I, Brgy. Bacongbacong FMR, Brgy. Bacongbacong, Gasan, Marinduque               | 12,500,000             |
| Concreting of Brgy. Mangiliol FMR, Brgy. Mangiliol, Gasan, Marinduque                                   | 12,500,000             |
| Concreting of Brgy. Bahi FMR, Brgy. Bahi, Gasan, Marinduque   | 12,000,000             |
| Concreting of Brgy. Mendez FMR, Brgy. Mendez, Mogpog, Marinduque  | 12,500,000             |
| Concreting of Brgy. Bochoc FMR, Brgy. Bochoc, Mogpog, Marinduque  | 12,500,000             |
| Concreting of Purok 1-2 Brgy. Malayak FMR, Brgy. Malayak, Mogpog, Marinduque                            | 12,500,000             |
| Concreting of Sitio Guintuan, Brgy. Bintakay FMR, Brgy. Bintakay, Mogpog, Marinduque                    | 12,500,000             |
| Concreting of Brgy. Magapua, Brgy. Magapua, Mogpog, Marinduque  | 12,500,000             |
| Concreting of Brgy. Tarug FMR, Brgy. Tarug, Mogpog, Marinduque  | 13,500,000             |
| Concreting of Brgy. Kaganhao FMR, Brgy. Kaganhao, Santa Cruz, Marinduque                                | 12,500,000             |
| Concreting of Brgy. Taytay FMR, Brgy. Taytay, Santa Cruz, Marinduque                                    | 12,500,000             |
| Concreting of Brgy. Haguimit FMR, Brgy. Haguimit, Santa Cruz, Marinduque                                | 12,500,000             |
| Concreting of Brgy. Napo FMR, Brgy. Napo, Santa Cruz, Marinduque  | 12,500,000             |
| Concreting of Brgy. Tambangan FMR, Brgy. Tambangan, Santa Cruz, Marinduque                              | 12,000,000             |
| Concreting of Brgy. San Antonio FMR, Brgy. San Antonio, Santa Cruz, Marinduque                          | 12,500,000             |
| Concreting of Brgy. Alobo FMR, Brgy. Alobo, Santa Cruz, Marinduque                                      | 12,500,000             |
| Concreting of Brgy. Lapu-lapu FMR, Brgy. Lapu-lapu, Santa Cruz, Marinduque                              | 12,500,000             |
| Concreting of Brgy. Manlibunan FMR, Brgy. Manlibunan, Santa Cruz, Marinduque                            | 12,500,000             |
| Concreting of Brgy. Masalukot FMR, Brgy. Masalukot, Santa Cruz, Marinduque                              | 12,500,000             |
| Concreting of Brgy. Aturan FMR, Brgy. Aturan, Santa Cruz, Marinduque                                    | 12,500,000             |
| Concreting of Brgy. Kalangkang FMR, Brgy. Kalangkang, Santa Cruz, Marinduque                            | 12,500,000             |
| Concreting of Brgy. Pantayin FMR, Brgy. Pantayin, Santa Cruz, Marinduque                                | 12,500,000             |
| Concreting of Brgy. Tamayo FMR, Brgy. Tamayo, Santa Cruz, Marinduque                                    | 12,500,000             |
| Concreting of Brgy. Maranlig to Nangka FMR, Brgy. Maranlig to Nangka, Torrijos, Marinduque              | 12,500,000             |
| Concreting of Brgy. Cabuyo to Payanas FMR, Brgy. Cabuyo to Payanas, Torrijos, Marinduque                | 16,000,000             |
| Concreting of Brgy. Bayakbakin to Maranlig FMR, Brgy. Bayakbakin to Maranlig, Torrijos, Marinduque      | 16,000,000             |
| Concreting of Purok Divisoria to Pasay, Brgy. Matuyatuya FMR, Brgy. Matuyatuya, Torrijos, Marinduque    | 12,500,000             |
| Concreting of Brgy. Mainit to Binunga FMR, Brgy. Mainit to Binunga, Boac, Marinduque                    | 14,000,000             |
| Concreting of Brgy. Yook FMR, Brgy. Yook, Buenavista, Marinduque  | 14,000,000             |
| Construction of Sitio Labak II FMR, Brgy. Inarawan, Naujan, Oriental Mindoro                            | 20,000,000             |
| Concreting of Farm-to-Market Road at Brgy. Tagumpay, Naujan, Oriental Mindoro                           | 10,000,000             |
| Concreting of Farm-to-Market Road at Brgy. Burbili, Baco, Oriental Mindoro                              | 10,000,000             |
| Concreting of Farm-to-Market Road at Sitio Dalisay, Brgy. Leuteboro II, Socorro, Oriental Mindoro       | 10,000,000             |
| Construction of Farm-to-Market Road, Purok Natutungan to Sitio Bunsok, Brgy. Quinlogon, Quezon, Palawan | 15,000,000             |
| Construction of District I Upper Lapu-Lapu FMR, Brgy. Poblacion, Narra, Palawan                         | 15,000,000             |
| Concreting of Brgy. Magsaysay FMR, Brgy. Magsaysay, Aborlan, Palawan                                    | 10,000,000             |
| Concreting of MASAGANA Road II FMR, Brgy. Salvacion, Puerto Princesa City, Palawan                      | 10,000,000             |
| Concreting of Brgy. Sto. Niño FMR, Brgy. Sto. Niño, Sta. Maria, Romblon                                 | 10,000,000             |

| <b>LOCALLY-FUNDED PROJECTS</b>  |                        |
|---|------------------------|
| <b>FARM-TO-MARKET ROADS</b>   |                        |
| <b>NAME OF PROJECTS</b>   | <b>AMOUNT IN PESOS</b> |
| <b>REGION V - BICOL</b>   | <b>374,500,000</b>     |
| Construction of Brgy. San Antonio to Brgy. Lugui FMR, Brgy. San Antonio, Labo, Camarines Norte  | 12,000,000             |
| Construction of Brgy. Langga FMR, Brgy. Langga, San Lorenzo Ruiz, Camarines Norte   | 12,500,000             |
| Concreting of BIARC, Brgy. San Agustin FMR, Brgy. San Agustin, Pili, Camarines Sur  | 16,000,000             |
| Construction of Brgy. Capucnasan FMR Phase 2, Brgy. Capucnasan, Milaor, Camarines Sur   | 12,000,000             |
| Construction and Concreting of Brgy. Domagondong FMR, Brgy. Domagondong, Del Gallego, Camarines Sur   | 12,000,000             |
| Concreting of Zone 6, Brgy. Lupi FMR, Brgy. Lupi, San Fernando, Camarines Sur   | 12,000,000             |
| Concreting of Brgy. San Roque to Brgy. Linaga FMR, Brgy. San Roque and Brgy. Linaga, Canaman, Camarines Sur   | 12,000,000             |
| Construction of Brgy. Gao to Brgy. Consocep FMR, Brgy. Gao, Tigaon, Camarines Sur   | 12,000,000             |
| Construction of Brgy. Sagrada FMR, Brgy. Sagrada, Iriga City, Camarines Sur   | 12,000,000             |
| Concreting of Bayandong FMR Phase 2, Brgy. Bayandong, Bacacay, Albay  | 12,000,000             |
| Concreting of Centro, Brgy. Alimsog FMR, Brgy. Alimsog, Santo Domingo, Albay  | 12,000,000             |
| Construction of Iluluan-Caguiba FMR (Phase 2), Brgy. Iluluan, Camalig, Albay  | 12,000,000             |
| Construction of Maninila-Taplacon FMR (Phase 2), Brgy. Maninila, Camalig, Albay   | 12,000,000             |
| Concreting of Manumbalay FMR (Phase 2), Brgy. Manumbalay, Manito, Albay   | 12,000,000             |
| Concreting of Rawis to Estrella FMR, Brgy. Rawis, Pioduran, Albay   | 12,000,000             |
| Concreting of Brgy. Calayucay to Brgy. San Roque FMR, Brgy. Calayucay and Brgy. San Roque, Santo Domingo, Albay   | 12,000,000             |
| Concreting of Brgy. Bote to Brgy. Carorian FMR, Brgy. Bote, Bato, Catanduanes   | 12,000,000             |
| Concreting of Brgy. Sablayan to Buri FMR, Brgy. Sablayan, Juban, Sorsogon   | 12,000,000             |
| Concreting of Brgy. Sta. Cruz FMR, Brgy. Sta. Cruz, San Pascual, Masbate  | 12,000,000             |
| Concreting of Junction National Road to Villa Alvarez Farm to Market Road, Balud, Masbate   | 12,000,000             |
| Construction of Brgy. Sta. Cruz to Brgy. Buntod FMR, Brgy. Sta. Cruz, Palanas, Masbate  | 12,000,000             |
| Concreting of Brgy. Biton FMR, Brgy. Biton, Magallanes, Sorsogon  | 12,000,000             |
| Concreting of Brgy. IV Poblacion to Brgy. San Antonio FMR, Brgy. IV Poblacion and Brgy. San Antonio, Santa Magdalena, Sorsogon  | 12,000,000             |
| Concreting of Brgy. Sacnangan to Brgy. Inang FMR, Brgy. Sacnangan and Brgy. Inang, Pilar, Sorsogon  | 12,000,000             |
| Concreting of Zone 2, Brgy. La Anunciacion FMR, Brgy. La Anunciacion, Iriga City, Camarines Sur   | 10,000,000             |
| Concreting of Brgy. Amomonting to Purok Sampaguita, Brgy. Oras FMR, Brgy. Amomonting and Brgy. Oras, Castilla, Sorsogon   | 27,000,000             |
| Concreting of Ginangra FMR, Brgy. Ginangra, Magallanes, Sorsogon  | 15,000,000             |
| Concreting of Manumbalay Farm-to-Market Road, Brgy. Manumbalay, Municipality of Manito, Albay   | 10,000,000             |
| Concreting of Brgy. Tagbong FMR, Brgy. Tagbong, Pili, Camarines Sur   | 5,000,000              |
| Concreting of Brgy. Pawili FMR, Brgy. Pawili, Pili, Camarines Sur   | 5,000,000              |
| Construction of Farm-to-Market Road with Concrete Bridge in Brgy. Salvacion, Irosin, Sorsogon   | 10,000,000             |
| <b>REGION VI - WESTERN VISAYAS</b>  | <b>544,000,000</b>     |
| Concreting of Brgy. Osman FMR, Brgy. Osman, Malinao, Aklan  | 12,000,000             |
| Concreting of Sitio Atasun, Brgy. Naisud FMR, Brgy. Naisud, Ibajay, Aklan   | 12,000,000             |
| Concreting of Brgy. Regador-Cabugao-San Jose and Monalque FMR, Ibajay, Aklan  | 17,000,000             |
| Concreting of Brgy. Kinalangay Nuevo to Brgy. Kinalangay Viejo to Brgy. Tambuan FMR, Brgy. Kinalangay Nuevo and Brgy. Kinalangay Viejo, and Brgy. Tambuan, Malinao, Aklan | 12,000,000             |
| Concreting of Brgy. Dongon West FMR, Brgy. Dongon West, Numancia, Aklan   | 14,000,000             |
| Concreting of Brgy. Cabangila FMR, Brgy. Cabangila, Altavas, Aklan  | 12,000,000             |
| Construction of Sitio Proper to Sitio Pudpud, Brgy. Walker FMR, Brgy. Walker, San Remigio, Antique  | 12,000,000             |
| Construction of Crossing Insubuan to Sitio Proper, Brgy. Insubuan FMR, Brgy. Insubuan, San Remigio, Antique   | 14,000,000             |
| Concreting of Brgy. Nazareth FMR, Brgy. Nazareth, Sibalom, Antique  | 12,000,000             |

| <b>LOCALLY-FUNDED PROJECTS</b>   |                        |
|--|------------------------|
| <b>FARM-TO-MARKET ROADS</b>  |                        |
| <b>NAME OF PROJECTS</b>  | <b>AMOUNT IN PESOS</b> |
| Concreting of Brgy. Capagao FMR, Brgy. Capagao, Panitan, Capiz   | 12,000,000             |
| Concreting of Sitio Ihungon to Proper Pinay, Brgy. Pinay FMR, Brgy. Pinay, Mambusao, Capiz                           | 12,000,000             |
| Concreting of Sitio Marugo to Sitio Bongbongan, Brgy. San Antonio FMR, Brgy. San Antonio, Tapaz, Capiz               | 12,000,000             |
| Concreting of Brgy. Alaguisoc to Brgy. Bugnay FMR, Brgy. Alaguisoc and Brgy. Bugnay, Jordan, Guimaras                | 12,000,000             |
| Concreting of Sitio Dolucutan, Brgy. Bitas FMR, Brgy. Bitas, Tigbauan, Iloilo  | 12,000,000             |
| Construction of Brgy. Bugang FMR, Brgy. Bugang, Alimodian, Iloilo  | 14,000,000             |
| Concreting of Brgy. Camalongo to Brgy. Tibiao FMR, Brgy. Camalongo and Brgy. Tibiao, Calinog, Iloilo                 | 12,000,000             |
| Concreting of Brgy. Merced FMR, Brgy. Merced, Banate, Iloilo   | 12,000,000             |
| Concreting of Brgy. Pangi FMR, Brgy. Pangi, San Dionisio, Iloilo   | 14,000,000             |
| Concreting of WESVIARC, Hamungaya FMR, Jaro, Iloilo City   | 16,000,000             |
| Concreting of Brgy. Alangilan FMR, Brgy. Alangilan, Bacolod City, Negros Occidental                                  | 12,000,000             |
| Concreting of Brgy. Prosperidad FMR, Brgy. Prosperidad, San Carlos City, Negros Occidental                           | 12,000,000             |
| Concreting of Brgy. Luna FMR, Brgy. Luna, Cadiz City, Negros Occidental  | 12,000,000             |
| Construction of Sicaba - Mimi, Brgy. 10 FMR, Brgy. 10, Victorias City, Negros Occidental                             | 12,000,000             |
| Concreting of Purok Had. New Kasal-agan-Purok Dam, Brgy. Antipolo FMR, Brgy. Antipolo, Pontevedra, Negros Occidental | 12,000,000             |
| Concreting of Brgy. Quintin Remo FMR, Brgy. Quintin Remo, Moises Padilla, Negros Occidental                          | 12,000,000             |
| Concreting of Sitio Tagaytay, Brgy. Camalanda-an FMR, Brgy. Camalanda-an, Cauayan, Negros Occidental                 | 12,000,000             |
| Concreting of Brgy. Sura to Brgy. Tomina FMR, Brgy. Sura and Brgy. Tomina, Cauayan, Negros Occidental                | 25,000,000             |
| Construction of Brgy. Lanit FMR, Brgy. Lanit, Iloilo City  | 10,000,000             |
| Concreting of Brgy. Naga FMR, Brgy. Naga, Pototan, Iloilo  | 20,000,000             |
| Construction of Farm-to-Market Road at Sitio Obong, Brgy. Bacuyangan, Hinobaan, Negros Occidental                    | 15,000,000             |
| Construction of Farm-to-Market Road at Purok Balabag, Brgy. Granada, Bacolod City, Negros Occidental                 | 10,000,000             |
| Construction of Farm-to-Market Road at Sitio Gayas, Brgy. Minoyan, Murcia, Negros Occidental                         | 10,000,000             |
| Concreting of Brgy. Igsolique - Brgy. Awang FMR, Brgy. Igsolique and Brgy. Awang, Miag-ao, Iloilo                    | 12,500,000             |
| Concreting of Brgy. Napnapan Sur FMR, Brgy. Napnapan Sur, Tigbauan, Iloilo   | 12,500,000             |
| Concreting of Brgy. Vista Alegre FMR, Brgy. Vista Alegre, Bacolod City, Negros Occidental                            | 15,000,000             |
| Concreting of Brgy. Granada FMR, Brgy. Granada, Bacolod City, Negros Occidental                                      | 15,000,000             |
| Concreting of Brgy. Tayhawan FMR, Brgy. Tayhawan, Lezo, Aklan  | 15,000,000             |
| Concreting of Brgy. Matabana-Brgy. Buena Fortuna FMR, Brgys. Matabana and Buena Fortuna, Nabas, Aklan                | 15,000,000             |
| Construction of Brgy. Ighical-Bongbongan I-Brgy. Masanag FMR, Hamtic, Antique  | 30,000,000             |
| Construction of Brgy. Alangilan FMR, Brgy. Alangilan, Bacolod City   | 10,000,000             |
| <b>REGION VII - CENTRAL VISAYAS</b>  | <b>519,000,000</b>     |
| Concreting of Brgy. Tan-awan to Brgy. Libertad FMR (Phase II), Brgy. Tan-awan and Brgy. Libertad, Tubigon, Bohol     | 12,000,000             |
| Concreting of Brgy. Sal-ing FMR, Brgy. Sal-ing, Balilihan, Bohol   | 12,500,000             |
| Concreting of Brgy. Tubod FMR, Brgy. Tubod, San Fernando, Cebu   | 12,000,000             |
| Concreting of Sto. Niño to Sitio Lomboy, Brgy. Salog FMR, Brgy. Salog, Getafe, Bohol                                 | 12,000,000             |
| Concreting of Brgy. Cabagakian to Brgy. Alemania FMR, Brgy. Cabagakian and Brgy. Alemania, Dimiao, Bohol             | 12,000,000             |
| Concreting of Sitio Upper Suba, Brgy. Katipunan FMR, Brgy. Katipunan, Carmen, Bohol                                  | 12,500,000             |
| Concreting of Brgy. Antipolo to Brgy. Abijilan FMR, Brgy. Antipolo and Brgy. Abijilan, Garcia Hernandez, Bohol       | 12,000,000             |
| Concreting of Purok 1 to Purok 4, Brgy. Mahayag Norte FMR, Brgy. Mahayag Norte, Catigbian, Bohol                     | 12,000,000             |
| Concreting of Brgy. Cantalid FMR, Brgy. Cantalid, Balilihan, Bohol   | 12,000,000             |
| Concreting of Brgy. Ilihan to Brgy. Sab-a FMR Phase II, Brgy. Ilihan, Tabogon and Brgy. Sab-a, San Remigio, Cebu     | 12,000,000             |
| Concreting of Brgy. Sagay FMR, Brgy. Sagay, Borbon, Cebu   | 12,000,000             |
| Concreting of Brgy. Danglag to Brgy. Polog FMR, Brgy. Danglag and Brgy. Polog, Consolacion, Cebu                     | 12,000,000             |
| Concreting of Brgy. Cagsing to Brgy. Salamanca FMR, Brgy. Cagsing and Brgy. Salamanca, Ginatilan, Cebu               | 12,000,000             |
| Concreting of Brgy. Saksak FMR, Brgy. Saksak, Aloguinsan, Cebu   | 12,000,000             |

| <b>LOCALLY-FUNDED PROJECTS</b>   |                        |
|--|------------------------|
| <b>FARM-TO-MARKET ROADS</b>  |                        |
| <b>NAME OF PROJECTS</b>  | <b>AMOUNT IN PESOS</b> |
| Concreting of Brgy. Canbantug to Brgy. Bulak FMR, Brgy. Canbantug and Brgy. Bulak, Dalaguete, Cebu   | 12,000,000             |
| Concreting of Brgy. Kalunasan FMR, Brgy. Kalunasan, Cebu City, Cebu  | 12,000,000             |
| Concreting of Brgy. Adlaon FMR, Brgy. Adlaon, Cebu City, Cebu  | 12,000,000             |
| Concreting of Brgy. Gabi FMR (leading to Bohol Experiment Station), Brgy. Gabi, Ubay, Bohol  | 16,000,000             |
| Concreting of Brgy. Linothangan (leading to Lower Pula) FMR, Brgy. Linothangan, Canlaon City, Negros Oriental  | 6,000,000              |
| Concreting of Brgy. Pula (leading to Upper Linothangan) FMR, Brgy. Pula, Canlaon City, Negros Oriental   | 6,000,000              |
| Concreting of Brgy. Sta. Cruz Nuevo to Brgy. Pal-ew FMR (Phase II), Brgy. Sta. Cruz Nuevo and Brgy. Pal-ew, Tanjay City, Negros Oriental                   | 18,000,000             |
| Concreting of Brgy. Banaybanay FMR (Phase II), Bayawan City, Negros Oriental   | 12,000,000             |
| Concreting of Brgy. Talayong - Bato FMR, Brgy. Talayong, La Libertad, Negros Oriental  | 12,000,000             |
| Concreting of Sitio Igdulmog, Brgy. Maglahos FMR, Brgy. Maglahos, Vallehermoso, Negros Oriental  | 12,000,000             |
| Concreting of Sitio Tag-ibo to Buak Bato, Brgy. San Antonio FMR, Brgy. San Antonio, Siquijor, Siquijor   | 12,000,000             |
| Concreting of Farm to Market Road, Sitio Campinsa, Brgy. Tapul, Talisay City, Cebu   | 10,000,000             |
| Concreting of Brgy. Tanibag FMR, Brgy. Tanibag, Pinamungajan, Cebu   | 12,000,000             |
| Concreting of Brgy. Mantayupan - Brgy. Luhod FMR, Brgy. Mantayupan & Brgy. Luhod, Barili, Cebu   | 18,000,000             |
| Construction of Poblacion-Mangaco-Cambagte FMR, Brgys. Poblacion, Mangaco and Cambagte, Ginatilan, Cebu  | 15,000,000             |
| Construction of Langin-Cansalonoy FMR, Brgy. Langin and Brgy. Cansalonoy, Ronda, Cebu  | 15,000,000             |
| Concreting of Brgy. Nagbalaye FMR, Brgy. Nagbalaye, Sta. Catalina, Negros Oriental   | 10,000,000             |
| Concreting of Brgy. Liptong FMR, Brgy. Liptong, Bacong, Negros Oriental  | 10,000,000             |
| Concreting of Brgy. Balayagmanok FMR, Brgy. Balayagmanok, Bacong, Negros Oriental  | 10,000,000             |
| Concreting of Brgy. Najandig FMR, Brgy. Najandig, Zamboanguita, Negros Oriental  | 10,000,000             |
| Concreting of Sitio Banaba, Kalumboyan to Tabuan FMR, Brgy. Kalumboyan, Bayawan City, Negros Oriental  | 10,000,000             |
| Concreting of Proper San Isidro to Sitio Malubog FMR, Brgy. San Isidro, Bayawan City, Negros Oriental  | 10,000,000             |
| Construction of Farm-to-Market Road, Brgy. Bakid, Guihulngan City, Negros Oriental   | 12,000,000             |
| Construction of Farm-to-Market Road at Brgy. Lamogong, Manjuyod, Negros Oriental   | 18,000,000             |
| Concreting of Brgy. Mabunao to Brgy. Mansangaban FMR, Bais City, Negros Oriental   | 15,000,000             |
| Concreting of Brgy. Lambdas to Brgy. Canggohob to Brgy. Cansal-ing FMR, Mabinay, Negros Oriental   | 15,000,000             |
| Concreting of Farm-to-Market Road at Brgy. Lataban, Liloan, Cebu   | 15,000,000             |
| Concreting of Farm-to-Market Road at Brgy. San Roque, Liloan, Cebu   | 5,000,000              |
| Concreting of Farm-to-Market Road at Brgy. Tabla, Liloan, Cebu   | 10,000,000             |
|  |                        |
| <b>REGION VIII - EASTERN VISAYAS</b>   | <b>513,000,000</b>     |
|  |                        |
| Concreting of Brgy. Inasuyan FMR (Phase II), Brgy. Inasuyan, Kawayan, Biliran  | 12,000,000             |
| Concreting of Brgy. Bonghon - Brgy. Sto. Niño FMR Phase II, Brgy. Bonghon and Brgy. Sto. Niño, Dolores, Eastern Samar                                      | 12,000,000             |
| Concreting of Tubabao Island FMR, Tubabao Island, Guiuan, Eastern Samar  | 30,000,000             |
| Concreting of Brgy. Villahermosa to Sitio Binisitahan, Brgy. Villa FMR, Brgy. Villahermosa and Brgy. Villa, Lavezares, Northern Samar                      | 12,000,000             |
| Concreting of Brgy. Imelda to Brgy. Can Omanio to Brgy. Pio del Pilar FMR, Brgy. Imelda, Brgy. Can Omanio and Brgy. Pio del Pilar, Lapinig, Northern Samar | 12,000,000             |
| Construction of Brgy. Bulao to Sta. Fe FMR, Brgy. Bulao, Las Navas, Northern Samar   | 12,000,000             |
| Concreting of Brgy. Panlayahan to Brgy. Caybago FMR Phase II, Brgy. Panlayahan and Brgy. Caybago, Calbayog City, Samar                                     | 12,000,000             |
| Concreting of Brgy. Canano to Brgy. Yabon FMR, Brgy. Canano and Brgy. Yabon, Hinabangan, Samar   | 12,000,000             |
| Concreting of San Jorge Experiment Station FMR, Brgy. Anquiana San Jorge, Samar  | 16,000,000             |
| Concreting of Brgy. Tomogbong to Brgy. Calundan FMR, Brgy. Tomogbong and Brgy. Calundan, San Jorge, Samar  | 12,500,000             |
| Concreting of Brgy. San Agustin FMR, Brgy. San Agustin, Dulag, Leyte   | 12,000,000             |



| <b>LOCALLY-FUNDED PROJECTS</b>   |                        |
|--|------------------------|
| <b>FARM-TO-MARKET ROADS</b>  |                        |
| <b>NAME OF PROJECTS</b>  | <b>AMOUNT IN PESOS</b> |
| Concreting of Brgy. Malobago to Brgy. Dulao to Brgy. Kawayan FMR, Brgy. Malobago, Brgy. Dulao and Brgy. Kawayan, Calubian, Leyte | 12,000,000             |
| Concreting of Brgy. Matica-a to Sitio Hubas FMR, Brgy. Matica-a, Ormoc City, Leyte   | 12,000,000             |
| Concreting of Brgy. Mabagon to Brgy. Baldoza FMR, Brgy. Mabagon and Brgy. Baldoza, Hindang, Leyte                                | 12,000,000             |
| Concreting of Brgy. Paglaum FMR, Brgy. Paglaum, Tacloban City, Leyte   | 12,000,000             |
| Concreting of Brgy. Bagacay FMR, Brgy. Bagacay, Tacloban City, Leyte   | 12,000,000             |
| Concreting of Brgy. Palanog FMR, Brgy. Palanog, Tacloban City, Leyte   | 12,000,000             |
| Concreting of Brgy. San Roque FMR, Brgy. San Roque, Tacloban City, Leyte   | 12,000,000             |
| Concreting of Brgy. Hibulangan to Brgy. Capinyahan FMR, Brgy. Hibulangan and Brgy. Capinyahan, Villaba, Leyte                    | 12,500,000             |
| Concreting of Brgy. Bahay FMR, Brgy. Bahay, Liloan, Southern Leyte   | 12,000,000             |
| Concreting of Brgy. Cabadiangan-Brgy. Basak FMR, Maasin City, Southern Leyte   | 10,000,000             |
| Concreting of Brgy. Libhu-Brgy. Tomoy-tomoy FMR, Maasin City, Southern Leyte   | 10,000,000             |
| Construction of San Rafael-Tula FMR, Brgy. San Rafael, Hinabangan and Brgy. Tula, Paranas, Samar                                 | 20,000,000             |
| Construction of Farm-to-Market Road, Brgy. Libjo, Catarman, Northern Samar   | 20,000,000             |
| Construction of Farm-to-Market Road at Brgy. Sangputan, Catarman, Northern Samar   | 10,000,000             |
| Construction of Farm-to-Market Road, Brgy. Polangi to Brgy. Patigua, Catarman, Northern Samar                                    | 10,000,000             |
| Construction of Farm-to-Market Road, Brgy. Ligaya to Brgy. Buenavista, Rosario, Northern Samar                                   | 10,000,000             |
| Concreting of Farm-to-Market Road, Brgy. Malibago to Brgy. Sangputan, Babatngon, Leyte   | 12,000,000             |
| Construction of Farm-to-Market Road, Brgy. Villa Magsaysay to Sitio Canbantad, Babatngon, Leyte                                  | 12,500,000             |
| Construction of Farm-to-Market Road, Brgy. Malpag, San Miguel, Leyte   | 12,500,000             |
| Construction of Farm-to-Market Road, Brgy. Mawodpawod, San Miguel, Leyte   | 12,500,000             |
| Construction of Farm-to-Market, Sitio Capinyahan, Brgy. Capiz to Sitio Taytay, Brgy. Buenavista, Alangalang, Leyte               | 12,000,000             |
| Concreting of Farm-to-Market Road, Brgy. San Francisco East to Sitio Buntay, Alangalang, Leyte                                   | 12,500,000             |
| Concreting of Farm-to-Market Road, Brgy. Victoria to Sitio Alawihaw going to Brgy. Milagrosa, Sta. Fe, Leyte                     | 12,500,000             |
| Concreting of Farm-to-Market Road, Brgy. Catoogan to Brgy. San Juan, Sta. Fe, Leyte  | 12,000,000             |
| Concreting of Farm-to-Market Road, Brgy. Gacao to Sitio Camaysihay, Palo, Leyte  | 12,500,000             |
| Concreting of Farm-to-Market Road, Brgy. Gacao to Brgy. Canhidoc, Palo, Leyte  | 12,000,000             |
| Concreting of Farm-to-Market Road, Brgy. Camire, Tanauan, Leyte  | 12,500,000             |
| Construction of Farm-to-Market Road, Brgy. San Roque to Brgy. Opong, Tolosa, Leyte   | 12,500,000             |
| Concreting of Farm-to-Market Road, Brgy. Cantariwis, Tolosa, Leyte   | 12,000,000             |
|  |                        |
| <b>REGION IX - ZAMBOANGA PENINSULA</b>   | <b>274,000,000</b>     |
|  |                        |
| Concreting of Brgy. Lapaz FMR, Brgy. Lapaz, Zamboanga City   | 12,000,000             |
| Concreting of Sitio Licopon, Brgy. Bolong FMR, Brgy. Bolong, Zamboanga City  | 12,000,000             |
| Concreting of Brgy. Balok FMR, Brgy. Balok, Katipunan, Zamboanga Del Norte   | 12,000,000             |
| Concreting of Brgy. Teresita - Brgy. Bagong Silang (Phase 2) FMR, Brgy. Teresita, Piñan, Zamboanga del Norte                     | 12,000,000             |
| Concreting of Brgy. Buenavista FMR, Brgy. Buenavista, Gutalac, Zamboanga Del Norte   | 12,000,000             |
| Concreting of Brgy. Sebukang FMR, Brgy. Sebukang, Josefina, Zamboanga del Sur  | 12,000,000             |
| Concreting of Brgy. Dipili to Depore FMR, Brgy. Dipili, Bayog, Zamboanga del Sur   | 12,000,000             |
| Concreting of Brgy. Lintum to Brgy. Litan FMR, Brgy. Lintum and Brgy. Litan, Guipos, Zamboanga del Sur                           | 12,000,000             |
| Concreting of Brgy. Kawayan-Sitio Tangalan FMR, Brgy. Kawayan, Alicia, Zamboanga Sibugay   | 12,000,000             |
| Concreting of Sitio Upper Tipan FMR Phase 2, Brgy. Tipan, Naga, Zamboanga Sibugay  | 12,000,000             |
| Concreting of ZAMPIARC, Brgy. Sanito FMR, Brgy. Sanito, Ipil, Zamboanga Sibugay  | 16,000,000             |
| Concreting of Brgy. Maligne - Brgy. Kapatagan FMR, Brgy. Maligne and Brgy. Kapatagan, Isabela City                               | 18,000,000             |
| Construction of National Highway to Brgy. Kapayawan FMR, Brgy. Kapayawan, Isabela, Basilan                                       | 15,000,000             |
| Construction of National Highway (Brgy. Busay) to Brgy. Panunsulan FMR, Brgy. Panunsulan, Isabela, Basilan                       | 15,000,000             |

|   |                        |
|---|------------------------|
| <b>LOCALLY-FUNDED PROJECTS</b>  |                        |
| <b>FARM-TO-MARKET ROADS</b>   |                        |
| <b>NAME OF PROJECTS</b>   | <b>AMOUNT IN PESOS</b> |
| Construction of Brgy. Switch to Brgy. Esperanza FMR, Brgy. Switch & Brgy. Esperanza, Ramon Magsaysay, Zamboanga del Sur                         | 30,000,000             |
| Construction of Farm-to-Market Road, Brgy. Mabuhay, Rizal, Zamboanga del Norte  | 10,000,000             |
| Construction of Farm-to-Market Road at Brgy. La Esperanza, Rizal, Zamboanga del Norte   | 10,000,000             |
| Construction of Farm-to-Market Road at Brgy. Poblacion, La Libertad, Zamboanga del Norte  | 10,000,000             |
| Concreting of Brgy. Sibulao FMR, Brgy. Sibulao, Zamboanga City  | 15,000,000             |
| Concreting of Brgy. Limaong FMR Phase II, Brgy. Limaong, Zamboanga City   | 15,000,000             |
|   |                        |
| <b>REGION X - NORTHERN MINDANAO</b>   | <b>382,000,000</b>     |
|   |                        |
| Concreting of Brgy. San Jose FMR Phase II, Brgy. San Jose, Libona, Bukidnon   | 12,000,000             |
| Concreting of Sitio Nalumsan, Brgy. Silae FMR, Brgy. Silae, Malaybalay City, Bukidnon   | 12,000,000             |
| Concreting of Sitio Poblacion to Sitio San Isidro, Brgy. Barongcot FMR, Brgy. Barongcot, Danggagan, Bukidnon                                    | 12,000,000             |
| Concreting of Sitio Kilang to Sitio Old Lurugan, Brgy. Lurugan FMR, Brgy. Lurugan, Valencia City, Bukidnon                                      | 12,000,000             |
| Concreting of NSWRRDC-BSWM, Brgy. Dalwangan FMR, Brgy. Dalwangan, Malaybalay City, Bukidnon   | 16,000,000             |
| Concreting of NMACLRC, Brgy. Dalwangan FMR, Brgy. Dalwangan, Malaybalay City, Bukidnon  | 16,000,000             |
| Concreting of Brgy. Bacnit Proper to Canaum to Pagatpatan Farm-to-Market Road, Brgy. Bacnit, Sagay, Camiguin                                    | 12,000,000             |
| Concreting of Brgy. Upper Tominobo FMR, Brgy. Upper Tominobo, Iligan City   | 12,000,000             |
| Concreting of Purok Hadji Malik, Brgy. Pasayanon FMR, Brgy. Pasayanon, Matungao, Lanao Del Norte  | 12,000,000             |
| Concreting of Brgy. Malinas FMR, Brgy. Malinas, Kapatagan, Lanao del Norte  | 12,000,000             |
| Concreting of Brgy. Kablangan FMR, Brgy. Kablangan, Poona Piagapo, Lanao del Norte  | 12,000,000             |
| Concreting of Brgy. Lusot FMR Phase-II, Brgy. Lusot, Balingao, Misamis Occidental   | 12,000,000             |
| Concreting of Brgy. Bernad to Brgy. Penacio FMR, Brgy. Bernad and Brgy. Penacio, Clarin, Misamis Occidental                                     | 18,000,000             |
| Concreting of Guinalaban FMR, Brgy. Guinalaban, Tangub City, Misamis Occidental   | 12,000,000             |
| Concreting of Linocan, Sitio Liki FMR, Bonifacio, Misamis Occidental  | 12,000,000             |
| Concreting of Caniangan FMR, Brgy. Caniangan, Tangub City, Misamis Occidental   | 12,000,000             |
| Concreting of Brgy. Mantangale FMR, Brgy. Mantangale, Balingoan, Misamis Oriental   | 12,000,000             |
| Concreting of Brgy. Solana FMR, Brgy. Solana, Jasaan, Misamis Oriental  | 12,000,000             |
| Concreting of Brgy. Indahag FMR, Brgy. Indahag, Cagayan de Oro City   | 18,000,000             |
| Concreting of Sitio Bato, Brgy. Dansolihon FMR (Phase II), Brgy. Dansolihon, Cagayan de Oro City  | 12,000,000             |
| Concreting of Sitio Cabadiangan to Sitio Tacangon, Brgy. Owakan FMR, Brgy. Owakan, Mahinog, Camiguin  | 13,000,000             |
| Concreting of Sitio Labayao, Brgy. Alangilan FMR, Brgy. Alangilan, Sagay, Camiguin  | 7,000,000              |
| Concreting of Brgy. Cugman FMR, Brgy. Cugman, Cagayan de Oro City, Misamis Oriental   | 15,000,000             |
| Construction of Farm-to-Market Road at Brgy. Balubal, Cagayan De Oro City, Misamis Oriental   | 27,000,000             |
| Concreting of Sitio Kirahon, Brgy. San Martin FMR (Phase 2), Brgy. San Martin, Villanueva, Misamis Oriental                                     | 10,000,000             |
| Concreting of Sitio Mambuaya to Sitio Macusi, Brgy. Kimaya FMR, Brgy. Kimaya, Villanueva, Misamis Oriental                                      | 10,000,000             |
| Concreting of Brgy. Plaridel FMR, Brgy. Plaridel, Claveria, Misamis Oriental  | 10,000,000             |
| Concreting of Brgy. Sta. Cruz to Brgy. Delapa FMR, Brgy. Sta. Cruz and Brgy. Delapa, Quezon, Bukidnon   | 10,000,000             |
| Concreting of Brgy. Tangkulan to Taunting FMR, Brgy. Tangkulan, Damulog, Bukidnon   | 10,000,000             |
| Concreting of Brgy. Mahayahay FMR, Brgy. Mahayahay, Don Carlos, Bukidnon  | 10,000,000             |
|   |                        |
| <b>REGION XI - DAVAO</b>  | <b>296,000,000</b>     |
|   |                        |
| Concreting of Brgy. Mapula Proper to Sitio Damilag FMR Phase IV, Brgy. Mapula Proper, Paquibato District, Davao City                            | 12,000,000             |
| Concreting of Purok Spring, Brgy. Wines to Sitio Maligatong, Brgy. Tawantawan FMR, Brgy Wines and Brgy. Tawantawan, Baguio District, Davao City | 12,000,000             |
| Concreting of SMIARC, Brgy. Manambulan FMR, Brgy. Manambulan, Tubok District, Davao City  | 16,000,000             |

| <b>LOCALLY-FUNDED PROJECTS</b>  |                        |
|---|------------------------|
| <b>FARM-TO-MARKET ROADS</b>   |                        |
| <b>NAME OF PROJECTS</b>   | <b>AMOUNT IN PESOS</b> |
| Concreting of Purok 6 to Purok 3, Brgy. New Cebulan connecting to Junction Provincial Road going to Brgy. Mayaon FMR Phase III, Brgy. Poblacion, Montevista, Davao de Oro | 12,000,000             |
| Concreting of Sta. Teresa, Brgy. Magnaga to Tugop, Brgy. Kingking FMR Phase II, Brgy. Kingking, Pantukan, Davao de Oro  | 12,000,000             |
| Concreting of Brgy. Mambing FMR, Brgy. Mambing, New Corella, Davao del Norte  | 12,000,000             |
| Concreting of Brgy. Balagunan FMR Phase II, Brgy. Balagunan, Sto. Tomas, Davao del Norte  | 12,000,000             |
| Concreting of Brgy. Kapatagan FMR Phase II, Brgy. Kapatagan, Digos City, Davao del Sur  | 12,000,000             |
| Concreting of Brgy. Tical FMR, Brgy. Tical, Malita, Davao Occidental  | 12,000,000             |
| Concreting of Brgy. San Antonio FMR, Brgy. San Antonio, Cateel, Davao Oriental  | 12,000,000             |
| Concreting of NHJ to Purok 3, Brgy. Tiblawan FMR, Brgy. Tiblawan, Governor Generoso, Davao Oriental   | 12,000,000             |
| Concreting of Demoloc-Pinalpalan FMR, Brgy. Pinalpalan, Malita, Davao Occidental  | 10,000,000             |
| Concreting of Brgy. Catigan FMR, Brgy. Catigan, Toril District, Davao City  | 20,000,000             |
| Concreting of Sitio Luwang Riverside, Brgy. Salaysay FMR, Brgy. Salaysay, Marilog District, Davao City  | 10,000,000             |
| Concreting of Brgy. Lacaron FMR, Brgy. Lacaron, Malita, Davao Occidental  | 15,000,000             |
| Concreting of Sitio Bagtok, Brgy. Demoloc FMR, Brgy. Demoloc, Malita, Davao Occidental  | 15,000,000             |
| Concreting of Purok 3 Poblacion – Macopa FMR Phase III, Brgy. Poblacion and Brgy. Macopa, Laak, Davao de Oro  | 15,000,000             |
| Concreting of Tan-awan, Brgy. Malinawon FMR, Brgy. Malinawon, Mawab, Davao de Oro   | 15,000,000             |
| Concreting of Sitio La Fortuna, Brgy. Malibago-Brgy. Panansalan FMR, Brgy. Malibago, Cateel, Davao Oriental   | 30,000,000             |
| Concreting of Purok 4A - Purok 13, Brgy. Poblacion FMR, Brgy. Poblacion, Monkayo, Davao de Oro  | 15,000,000             |
| Concreting of Brgy. San Jose FMR, Brgy. San Jose, Monkayo, Davao de Oro   | 15,000,000             |
| <b>REGION XII - SOCCSKSARGEN</b>  | <b>294,500,000</b>     |
| Concreting of Brgy. Sta. Cruz FMR, Brgy. Sta. Cruz, Midsayap, Cotabato  | 12,000,000             |
| Concreting of Brgy. Indangan FMR, Brgy. Indangan, Makilala, Cotabato  | 12,000,000             |
| Concreting of Brgy. Pinamaton to Brgy. Bato FMR, Brgy. Pinamaton and Brgy. Bato, Matalam, Cotabato  | 15,000,000             |
| Concreting of Brgy. Thailand FMR, Brgy. Thailand, Banisilan, North Cotabato   | 15,000,000             |
| Concreting of CEMIARC, Brgy. Amas FMR, Brgy. Amas, Kidapawan City, North Cotabato   | 16,000,000             |
| Concreting of Purok 4 to Purok 8 Brgy. Sumbakil FMR, Brgy. Sumbakil, Polomolok, South Cotabato  | 12,000,000             |
| Concreting of Brgy. Mangilala FMR, Brgy. Mangilala, Tantaran, South Cotabato  | 12,500,000             |
| Concreting of Brgy. Puti – Sitio Tuburan, Brgy. San Miguel FMR, Brgy. Puti and Brgy. San Miguel, Norala, South Cotabato   | 12,000,000             |
| Concreting of Purok 7 to Purok 20, Brgy. Mabuhay FMR, Brg. Mabuhay, General Santos City   | 12,000,000             |
| Concreting of Highway Junction to Sitio Kimundo, Brgy. Lagandang FMR, Brgy. Lagandang, Isulan, Sultan Kudarat   | 12,000,000             |
| Concreting of NHW JCT Sitio Nakan, Brgy. Kapaya FMR, Brgy. Kapaya, Bagumbayan, Sultan Kudarat   | 12,000,000             |
| Concreting of Purok 6A, Tokawal FMR, Brgy. Tokawal, Alabel, Sarangani   | 12,000,000             |
| Concreting of Brgy. San Nicolas to PAMBEDCO FMR (Phase 2), Brgy. San Nicolas, Makilala, North Cotabato  | 10,000,000             |
| Construction of Farm-to-Market Road at Brgy. Bulacan, Dagupan Road, Makilala, North Cotabato  | 10,000,000             |
| Concreting of Mabini FMR, Brgy. Mabini, Koronadal City, South Cotabato  | 10,000,000             |
| Concreting of Sitio Tapok, Brgy. Moloy FMR, Brgy. Moloy, Surallah, South Cotabato   | 10,000,000             |
| Concreting of Brgy. Tudok FMR, Brgy. Tudok, Tholi, South Cotabato   | 10,000,000             |
| Concreting of Kinayao to Bai Saripinang FMR, Brgys. Kinayao and Bai Saripinang, Bagumbayan, Sultan Kudarat  | 15,000,000             |
| Concreting of Sitio Masurot FMR, Brgy. Aurelio F. Freires Sr., Lebak, Sultan Kudarat  | 15,000,000             |
| Construction of Dugong FMR, Brgy. Dugong, M'lang, Cotabato  | 15,000,000             |
| Construction of New Consolacion FMR, Brgy. New Consolacion, M'lang, Cotabato  | 15,000,000             |
| Concreting of Brgy. Kinam FMR, Brgy. Kinam, Malapatan, Sarangani Province   | 10,000,000             |
| Concreting of Sitio Malyang to Kalon Bu-al FMR, Brgy. Poblacion, Malapatan, Sarangani Province  | 10,000,000             |



|  |                        |
|--|------------------------|
| <b>LOCALLY-FUNDED PROJECTS</b>   |                        |
| <b>FARM-TO-MARKET ROADS</b>  |                        |
| <b>NAME OF PROJECTS</b>  | <b>AMOUNT IN PESOS</b> |
| Concreting of NHW Jct. Purok Rose, Lower Spring to Sitio Euphorbia, Upper Spring, Brgy. Taluya to Sitio Batulangon, Brgy. Cabanlit FMR, Glan, Sarangani Province | 10,000,000             |
| <b>REGION XIII - CARAGA</b>  | <b>291,000,000</b>     |
| Concreting of National Road Junction Purok 3 to Purok 4, Brgy. Lemon FMR, Brgy. Lemon, Butuan City, Agusan del Norte   | 12,000,000             |
| Concreting of Brgy. Aclan National Road Junction to Sitio Hinandayan, Brgy. Aclan FMR, Brgy. Aclan, Nasipit, Agusan del Norte                                    | 15,000,000             |
| Concreting of Brgy. Lower Olave FMR, Brgy. Lower Olave, Buenavista, Agusan del Norte   | 12,000,000             |
| Concreting of Sitio Afga, Brgy. Lower Olave FMR, Brgy. Lower Olave, Buenavista, Agusan del Norte   | 50,000,000             |
| Concreting of Brgy. Sayak FMR, Brgy. Sayak, Del Carmen, Surigao del Norte  | 12,000,000             |
| Concreting of Purok 4b, Hamogaway to Bahada Boundary Magkiangkang, Brgy. Hamogaway FMR, Brgy. Hamogaway, Bayugan City, Agusan del Sur                            | 12,000,000             |
| Concreting of PRJ-Cabantao-Villa Alma-Maligaya FMR, Brgy. Cabanto, Rosario, Agusan del Sur   | 12,000,000             |
| Concreting of NRJ at Sitio Undagayan to Hamtik to Buwan-buwan Road FMR, Brgy. La Paz, Bayabas, Surigao del Sur   | 12,000,000             |
| Concreting of Sitio Pamian to Sitio Km 51, Brgy. Mahayahay FMR, Brgy. Mahayahay, Lingig, Surigao del Sur   | 12,000,000             |
| Concreting of CARIARC, Brgy. Poblacion FMR, Brgy. Poblacion, Trento, Agusan del Sur  | 16,000,000             |
| Concreting of Brgy. Sta. Felomina to Consolacion FMR, Brgy. Sta. Felomina, Dapa, Surigao del Norte   | 12,000,000             |
| Concreting of Brgy. Villafranca - Puyo-puyo FMR, Brgy. Villafranca, Gigaquit, Surigao del Norte  | 12,000,000             |
| Concreting of Ritaglenda to Benglen FMR, Brgy. Ritaglenda, Basilisa, Dinagat Islands   | 12,000,000             |
| Construction of Sitio Tinago, Brgy. San Roque to Brgy. Sudlon Junction FMR, Brgy. San Roque & Brgy. Sudlon, Socorro, Surigao del Norte                           | 30,000,000             |
| Concreting of Purok 7, La Mesa Farm to Market Road, Brgy. Carromata, San Miguel, Surigao del Sur   | 30,000,000             |
| Concreting of Brgy. Pag-antayan FMR, Brgy. Pag-antayan, Cantilan, Surigao del Sur  | 30,000,000             |

**DEPARTMENT OF EDUCATION  
LIST OF NON-IMPLEMENTING UNIT  
SECONDARY SCHOOLS**



| DEPARTMENT OF EDUCATION - OFFICE OF THE SECRETARY                            |                    |             |               |            |
|--|--------------------|-------------|---------------|------------|
| NON-IMPLEMENTING UNIT SECONDARY SCHOOLS                                      |                    |             |               |            |
| REGION / SDO / SECONDARY SCHOOLS   | JUNIOR HIGH SCHOOL |             |               | SENIOR HS  |
|  | PS                 | MOOE        | TOTAL         | MOOE       |
| National Capital Region (NCR)  | 2,380,426,000      | 190,615,000 | 2,571,041,000 | 77,069,000 |
| Division of Caloocan   | 501,048,000        | 37,518,000  | 538,566,000   | 13,459,000 |
| Division Office - Proper   | 6,450,000          |             | 6,450,000     |            |
| Amparo High School   | 67,495,000         | 4,513,000   | 72,008,000    | 2,122,000  |
| Antonio Luna High School   |                    | 833,000     | 833,000       |            |
| Antonio Uy Tan Senior High School  |                    |             |               | 780,000    |
| Bagong Barrio Senior High School   |                    |             |               | 769,000    |
| Benigno Aquino, Jr. High School  | 29,784,000         | 2,993,000   | 32,777,000    |            |
| Brixton Senior High School   |                    |             |               | 694,000    |
| Caloocan City Business High School (Urduja Business High School)             | 30,949,000         | 3,371,000   | 34,320,000    | 1,962,000  |
| Caloocan City Science High School  | 10,299,000         | 915,000     | 11,214,000    | 628,000    |
| Caloocan National Science and Technology High School                         | 10,737,000         | 916,000     | 11,653,000    | 534,000    |
| Camarin High School-Cielito Zamora Annex 1                                   | 69,743,000         |             | 69,743,000    | 1,168,000  |
| Camarin High School-Cielito Zamora Annex 2                                   |                    | 5,334,000   | 5,334,000     |            |
| Horacio Dela Costa High School (Horacio Dela Costa-Amparo High School Annex) | 13,443,000         | 1,235,000   | 14,678,000    | 731,000    |
| Kasarinlan High School   | 35,250,000         | 2,219,000   | 37,469,000    |            |
| Llano High School (Deparo High School - Llano Annex)                         | 42,712,000         | 2,913,000   | 45,625,000    |            |
| Maria Clara National High School   | 46,650,000         | 3,204,000   | 49,854,000    |            |
| Maypajo High School  | 33,545,000         | 2,417,000   | 35,962,000    | 461,000    |
| Mountain Heights High School   | 16,686,000         | 995,000     | 17,681,000    |            |
| N.H.C. High School (Main)  | 17,451,000         | 1,378,000   | 18,829,000    | 862,000    |
| Samaria Senior High School   |                    |             |               | 643,000    |
| Sampaguita High School   | 53,377,000         | 2,641,000   | 56,018,000    |            |
| Tandang Sora Integrated School   | 16,477,000         | 1,641,000   | 18,118,000    | 745,000    |
| Vicente Malapitan (North Caloocan) Senior High School                        |                    |             |               | 1,360,000  |
| Division of Las Piñas  | 188,420,000        | 16,249,000  | 204,669,000   | 6,915,000  |
| Division Office - Proper   | 2,413,000          |             | 2,413,000     |            |
| CAA National High School Annex   | 942,000            | 2,342,000   | 3,284,000     |            |
| Las Piñas City National Science High School                                  | 25,699,000         | 1,041,000   | 26,740,000    | 440,000    |
| Las Piñas City National Senior High School - CAA Campus                      |                    |             |               | 2,381,000  |
| Las Piñas City National Senior High School - Dona Josefa Campus              |                    |             |               | 2,500,000  |
| Las Piñas City National Senior High School - Manuyo Campus                   |                    |             |               | 989,000    |
| Las Piñas City National Senior High School- Talon Dos Campus                 |                    |             |               | 455,000    |
| Las Piñas East High School - Equitable Annex                                 |                    | 1,310,000   | 1,310,000     |            |
| Las Piñas East National High School-Talon Village Annex                      | 53,646,000         | 2,260,000   | 55,906,000    |            |
| Las Pinas National High School - Almanza                                     | 45,254,000         | 3,864,000   | 49,118,000    |            |
| Las Piñas National High School - Gatchalian Annex                            |                    | 1,046,000   | 1,046,000     |            |
| Las Piñas National High School - Talon Tres                                  |                    | 1,084,000   | 1,084,000     | 150,000    |
| TS Cruz High School  | 60,466,000         | 3,302,000   | 63,768,000    |            |
| Division of Makati   | 470,000            | 1,566,000   | 2,036,000     | 2,423,000  |
| Fort Bonifacio High School - Tibagan High School Annex                       | 470,000            | 1,566,000   | 2,036,000     |            |
| SHS within Maximo Estrella ES  |                    |             |               | 1,060,000  |
| SHS within Nemesio Yabut ES  |                    |             |               | 1,363,000  |
| Division of Malabon City   | 117,833,000        | 9,291,000   | 127,124,000   | 2,161,000  |
| Division Office - Proper   | 1,189,000          |             | 1,189,000     |            |
| Acacia National High School  | 15,494,000         | 1,084,000   | 16,578,000    | 284,000    |
| Catmon Integrated School   | 31,624,000         | 2,392,000   | 34,016,000    |            |
| Col. Ramon Camus Integrated School (Col. R. Camus Integrated School)         | 11,825,000         | 898,000     | 12,723,000    |            |
| Concepcion Technical-Vocational School                                       | 16,311,000         | 702,000     | 17,013,000    | 342,000    |
| Dampalit IS  | 4,521,000          | 602,000     | 5,123,000     |            |
| Imelda Integrated Secondary School   | 8,308,000          | 722,000     | 9,030,000     | 177,000    |
| Malabon City National Science and Mathematics High School                    | 403,000            | 437,000     | 840,000       |            |
| Malabon City Techvoc and Entrepreneurship Senior High School (CMPI Campus)   |                    |             |               | 428,000    |
| Santiago Syjuco Memorial Integrated Secondary School                         | 8,162,000          | 575,000     | 8,737,000     | 190,000    |

| REGION / SDO / SECONDARY SCHOOLS |  | JUNIOR HIGH SCHOOL |            |             | SENIOR HS |
|----------------------------------|--|--------------------|------------|-------------|-----------|
|                                  |  | PS                 | MOOE       | TOTAL       | MOOE      |
|                                  | Taňong Integrated School   | 19,996,000         | 1,879,000  | 21,875,000  |           |
|                                  | SHS within Ninoy Aquino Elementary School  |                    |            |             | 740,000   |
|                                  |  |                    |            |             |           |
|                                  | Division of Mandaluyong  | 139,717,000        | 16,819,000 | 156,536,000 | 6,744,000 |
|                                  | Division Office - Proper   | 2,421,000          | -          | 2,421,000   | 3,000,000 |
|                                  | Addition Hills Integrated School   | 24,423,000         | 3,000,000  | 27,423,000  | 642,000   |
|                                  | City of Mandaluyong Science High School  | 20,524,000         | 2,317,000  | 22,841,000  | 663,000   |
|                                  | Hulo Integrated School   | 9,986,000          | 2,357,000  | 12,343,000  |           |
|                                  | Ilaya Barangka Integrated School   | 14,645,000         | 2,342,000  | 16,987,000  | 381,000   |
|                                  | Mataas na Paaralang Neptali A. Gonzales  | 67,718,000         | 5,613,000  | 73,331,000  | 2,058,000 |
|                                  | Senate President Neptali A. Gonzales Integrated School                                 |                    | 1,190,000  | 1,190,000   |           |
|                                  |  |                    |            |             |           |
|                                  | Division of Manila   | 55,080,000         | 2,803,000  | 57,883,000  | 1,808,000 |
|                                  | Division Office - Proper   | 910,000            |            | 910,000     |           |
|                                  | E. Quirino Senior High School within Bacood  |                    |            |             | 469,000   |
|                                  | Pres. Corazon Aquino High School-Manila High School Annex                              | 54,170,000         | 2,803,000  | 56,973,000  | 358,000   |
|                                  | SHS within A.Maceda Intg. Sch.-Elem.   |                    |            |             | 806,000   |
|                                  | SHS within Gen E. Aguinaldo Intg. (Elem)   |                    |            |             | 175,000   |
|                                  |  |                    |            |             |           |
|                                  | Division of Marikina   | 268,167,000        | 16,606,000 | 284,773,000 | 2,769,000 |
|                                  | Division Office - Proper   | 3,767,000          |            | 3,767,000   |           |
|                                  | Concepcion Integrated School (Concepcion Integrated High School)                       | 96,475,000         | 3,534,000  | 100,009,000 | 562,000   |
|                                  | Jesus dela Peña National High School   | 11,736,000         | 1,013,000  | 12,749,000  | 255,000   |
|                                  | Kalumpang National High School   | 15,054,000         | 1,245,000  | 16,299,000  | 150,000   |
|                                  | Marikina Heights National High School (Marikina High School Annex)                     | 26,927,000         | 1,848,000  | 28,775,000  |           |
|                                  | Marikina Science High School   | 21,084,000         | 1,292,000  | 22,376,000  | 516,000   |
|                                  | Nangka High School   | 35,983,000         | 2,734,000  | 38,717,000  | 248,000   |
|                                  | San Roque National High School   | 18,119,000         | 1,574,000  | 19,693,000  | 378,000   |
|                                  | SSS National High School   | 2,831,000          | 954,000    | 3,785,000   |           |
|                                  | Sto. Niño National High School   | 36,191,000         | 2,412,000  | 38,603,000  | 660,000   |
|                                  |  |                    |            |             |           |
|                                  | Division of Muntinlupa   | 99,591,000         | 12,364,000 | 111,955,000 | 4,953,000 |
|                                  | Division Office - Proper   | 1,717,000          |            | 1,717,000   |           |
|                                  | Cupang Senior High School  |                    |            |             | 1,439,000 |
|                                  | Lakeview Integrated School   | 33,101,000         | 2,151,000  | 35,252,000  |           |
|                                  | Muntinlupa Business High School - Sucat Annex  |                    | 1,989,000  | 1,989,000   |           |
|                                  | Muntinlupa National High School - NBP Annex  | 43,465,000         | 2,942,000  | 46,407,000  |           |
|                                  | Muntinlupa National High School - Tunasan Annex  |                    | 3,646,000  | 3,646,000   | 2,581,000 |
|                                  | Muntinlupa Science High School   | 21,308,000         | 1,636,000  | 22,944,000  | 933,000   |
|                                  |  |                    |            |             |           |
|                                  | Division of Navotas City   | 4,663,000          | 889,000    | 5,552,000   | 2,222,000 |
|                                  | Division Office - Proper   | 167,000            |            | 167,000     |           |
|                                  | Bangkulasi National High School  | 816,000            | 412,000    | 1,228,000   |           |
|                                  | Filemon T. Lizan Senior High School  |                    |            |             | 1,572,000 |
|                                  | Navotas National Science High School   | 3,680,000          | 477,000    | 4,157,000   |           |
|                                  | SHS in Bangkulasi, Navotas City  |                    |            |             | 650,000   |
|                                  |  |                    |            |             |           |
|                                  | Division of Parañaque  | 261,053,000        | 19,145,000 | 280,198,000 | 5,188,000 |
|                                  | Division Office - Proper   | 3,331,000          |            | 3,331,000   |           |
|                                  | Don Bosco High School Parañaque  |                    | 2,289,000  | 2,289,000   | 582,000   |
|                                  | Don Galo National High School  | 3,642,000          | 1,362,000  | 5,004,000   |           |
|                                  | La Huerta National High School   | 21,824,000         | 1,202,000  | 23,026,000  |           |
|                                  | Masville National High School (Dr. Arcadio Santos National High School-Masville Annex) | 28,888,000         | 1,647,000  | 30,535,000  |           |
|                                  | Moonwalk National High School  | 57,913,000         | 3,582,000  | 61,495,000  | 1,087,000 |
|                                  | Parañaque National High School-Baclaran Annex  | 45,832,000         | 3,127,000  | 48,959,000  | 479,000   |
|                                  | Parañaque Science High School-PNHS Annex   | 9,816,000          | 815,000    | 10,631,000  | 419,000   |
|                                  | Parañaque Senior High School   |                    |            |             | 685,000   |
|                                  | San Antonio High School Parañaque  | 46,931,000         | 2,039,000  | 48,970,000  |           |
|                                  | Sto. Niño Senior High School   |                    |            |             | 595,000   |
|                                  | Sun Valley National High School  | 42,876,000         | 2,892,000  | 45,768,000  | 1,341,000 |
|                                  | Tambo National High School   |                    | 190,000    | 190,000     |           |

| REGION / SDO / SECONDARY SCHOOLS |  |   | JUNIOR HIGH SCHOOL |            |             | SENIOR HS |
|----------------------------------|--|---|--------------------|------------|-------------|-----------|
|                                  |  |   | PS                 | MOOE       | TOTAL       | MOOE      |
|                                  |  |   |                    |            |             |           |
|                                  |  |   |                    |            |             |           |
|                                  |  | Division of Pasay City  | 22,714,000         | 4,208,000  | 26,922,000  | 1,531,000 |
|                                  |  | Division Office - Proper  | 405,000            |            | 405,000     |           |
|                                  |  | Pasay City North High School - Tramo Campus (Pasay City North High School - Cuneta Annex) |                    | 2,254,000  | 2,254,000   | 1,153,000 |
|                                  |  | President Corazon "Cory" C. Aquino National High School                                   | 22,309,000         | 1,954,000  | 24,263,000  | 378,000   |
|                                  |  |   |                    |            |             |           |
|                                  |  | Division of Pasig City  | 174,636,000        | 11,638,000 | 186,274,000 | 7,156,000 |
|                                  |  | Division Office - Proper  | 3,327,000          |            | 3,327,000   |           |
|                                  |  | Nagpayong High School   | 150,078,000        | 9,251,000  | 159,329,000 | 800,000   |
|                                  |  | Pasig City Science High School  | 21,231,000         | 1,662,000  | 22,893,000  | 742,000   |
|                                  |  | San Lorenzo Ruiz Senior High School   |                    |            |             | 2,004,000 |
|                                  |  | Ugong Pasig National High School  |                    | 725,000    | 725,000     | 365,000   |
|                                  |  | SHS in Buting, Pasig City   |                    |            |             | 3,245,000 |
|                                  |  |   |                    |            |             |           |
|                                  |  | Division of Quezon City   | 27,039,000         | 2,791,000  | 29,830,000  | 8,265,000 |
|                                  |  | Emilio Jacinto National High School   |                    | 525,000    | 525,000     | 220,000   |
|                                  |  | Fernando C. Amorsolo Senior High School   |                    |            |             | 480,000   |
|                                  |  | Jose Maria Panganiban Senior High School  |                    |            |             | 691,000   |
|                                  |  | Justice Cecilia Muñoz Palma Senior High School  |                    |            |             | 1,063,000 |
|                                  |  | Leandro Locsin Integrated School  |                    | 296,000    | 296,000     | 561,000   |
|                                  |  | NOH-Sta. Lucia Senior High School   |                    | 190,000    | 190,000     | 536,000   |
|                                  |  | Talipapa Senior High School   |                    |            |             | 217,000   |
|                                  |  | Tandang Sora Senior High School   |                    |            |             | 175,000   |
|                                  |  | Vito L. Belarmino Senior High School  |                    |            |             | 254,000   |
|                                  |  | West Fairview High School   | 27,039,000         | 1,780,000  | 28,819,000  |           |
|                                  |  | SHS in Apolonio Samson  |                    |            |             | 377,000   |
|                                  |  | SHS within Bagong Pag-asa ES  |                    |            |             | 625,000   |
|                                  |  | SHS within E. Abada ES  |                    |            |             | 776,000   |
|                                  |  | SHS within Kamuning ES - A&D  |                    |            |             | 833,000   |
|                                  |  | SHS within P. Tuazon ES   |                    |            |             | 457,000   |
|                                  |  | SHS within Pinyahan ES  |                    |            |             | 316,000   |
|                                  |  | SHS within Toro Hills ES  |                    |            |             | 684,000   |
|                                  |  |   |                    |            |             |           |
|                                  |  | Division of San Juan City   | 2,831,000          | 405,000    | 3,236,000   | 1,712,000 |
|                                  |  | San Juan City Academic Senior High School   |                    |            |             | 835,000   |
|                                  |  | San Juan City Science High School   | 2,831,000          | 405,000    | 3,236,000   |           |
|                                  |  | San Juan City Technical-Vocational and Livelihood - Senior High School                    |                    |            |             | 877,000   |
|                                  |  |   |                    |            |             |           |
|                                  |  | Division of Taguig and Pateros  | 205,318,000        | 18,402,000 | 223,720,000 | 5,167,000 |
|                                  |  | Division Office - Proper  | 3,320,000          |            | 3,320,000   |           |
|                                  |  | Agripino Manalo National High School  | 11,318,000         | 706,000    | 12,024,000  | 150,000   |
|                                  |  | Barangay Fort Bonifacio Senior High School  |                    |            |             | 363,000   |
|                                  |  | Gat. Andres Bonifacio High School   | 14,029,000         | 914,000    | 14,943,000  |           |
|                                  |  | Gen. Ricardo G. Papa, Sr. Memorial High School Annex                                      |                    | 1,291,000  | 1,291,000   | 628,000   |
|                                  |  | Kapitan Eddie T. Reyes Memorial Integrated School   | 36,810,000         | 2,794,000  | 39,604,000  | 750,000   |
|                                  |  | Kapt. Jose Cardones Integrated School   |                    | 417,000    | 417,000     |           |
|                                  |  | Maharlika Integrated School   |                    | 259,000    | 259,000     |           |
|                                  |  | Maria Asuncion Rodriguez Tinga National High School                                       | 40,744,000         | 2,294,000  | 43,038,000  | 150,000   |
|                                  |  | Maria Concepcion Cruz High School   | 18,710,000         | 817,000    | 19,527,000  |           |
|                                  |  | Napindan Integrated School  | 13,872,000         | 1,438,000  | 15,310,000  |           |
|                                  |  | Palar Integrated School   |                    | 1,203,000  | 1,203,000   |           |
|                                  |  | Pres. Diosdado Macapagal High School - Signal Village National High School Annex          |                    | 1,680,000  | 1,680,000   | 1,128,000 |
|                                  |  | Taguig Integrated School  | 46,997,000         | 3,221,000  | 50,218,000  |           |
|                                  |  | Taguig Science High School  | 19,518,000         | 1,368,000  | 20,886,000  | 855,000   |
|                                  |  | Stand Alone SHS within Taguig Integrated School   |                    |            |             | 1,143,000 |
|                                  |  |   |                    |            |             |           |
|                                  |  | Division of Valenzuela  | 311,846,000        | 19,921,000 | 331,767,000 | 4,596,000 |
|                                  |  | Division Office - Proper  | 3,910,000          |            | 3,910,000   |           |
|                                  |  | Arkong Bato National High School  | 14,442,000         | 1,072,000  | 15,514,000  | 150,000   |
|                                  |  | Canumay East National High School (Valenzuela National High School - Canumay East Annex)  | 10,696,000         | 1,162,000  | 11,858,000  |           |
|                                  |  | Canumay West National High School   | 40,317,000         | 2,062,000  | 42,379,000  |           |
|                                  |  | Dalandanan National High School-Bagbaguin Annex   | 27,657,000         | 1,568,000  | 29,225,000  |           |
|                                  |  | Disiplina Village - Bignay National High School   | 4,451,000          | 609,000    | 5,060,000   |           |

| REGION / SDO / SECONDARY SCHOOLS |  |  | JUNIOR HIGH SCHOOL   |                    |                      | SENIOR HS         |
|----------------------------------|--|--|----------------------|--------------------|----------------------|-------------------|
|                                  |  |  | PS                   | MOOE               | TOTAL                | MOOE              |
|                                  |  | Justice Eliezer R. Delos Santos High School  | 23,906,000           | 1,730,000          | 25,636,000           |                   |
|                                  |  | Lingunan National High School  | 25,800,000           | 1,329,000          | 27,129,000           |                   |
|                                  |  | Lingunan Senior High School  |                      |                    |                      | 719,000           |
|                                  |  | Malanday National High School  | 6,070,000            | 831,000            | 6,901,000            |                   |
|                                  |  | Paso de Blas National High School  | 21,664,000           | 1,236,000          | 22,900,000           |                   |
|                                  |  | Paso de Blas Senior High School  |                      |                    |                      | 725,000           |
|                                  |  | Punturin Senior High School  |                      |                    |                      | 735,000           |
|                                  |  | Sitro Francisco Memorial National High School  | 48,709,000           | 3,011,000          | 51,720,000           | 504,000           |
|                                  |  | Ugong Senior High School   |                      |                    |                      | 524,000           |
|                                  |  | Valenzuela City Science High School  | 24,507,000           | 1,340,000          | 25,847,000           | 410,000           |
|                                  |  | Veinte Reales National High School   | 6,070,000            | 1,057,000          | 7,127,000            |                   |
|                                  |  | Vicente P. Trinidad National High School   | 36,560,000           | 1,890,000          | 38,450,000           | 511,000           |
|                                  |  | Wawang Pulo National High School (Valenzuela NHS - Wawang Pulo Annex)                          | 17,087,000           | 1,024,000          | 18,111,000           | 318,000           |
|                                  |  |  |                      |                    |                      |                   |
|                                  |  | <b>Region I - Ilocos</b>   | <b>3,044,214,000</b> | <b>255,391,000</b> | <b>3,299,605,000</b> | <b>84,781,000</b> |
|                                  |  |  |                      |                    |                      |                   |
|                                  |  | <b>Division of Alaminos City</b>   | <b>33,563,000</b>    | <b>2,822,000</b>   | <b>36,385,000</b>    | <b>805,000</b>    |
|                                  |  | Division Office - Proper   | 542,000              |                    | 542,000              |                   |
|                                  |  | Cayucay National High School   | 7,126,000            | 557,000            | 7,683,000            | 163,000           |
|                                  |  | Ildefonso Quimson Community High School  | 5,576,000            | 533,000            | 6,109,000            | 165,000           |
|                                  |  | Inerangan National High School   | 9,431,000            | 660,000            | 10,091,000           | 177,000           |
|                                  |  | Pangapisan Integrated School   | 4,116,000            | 542,000            | 4,658,000            | 150,000           |
|                                  |  | Polo National High School  | 6,772,000            | 530,000            | 7,302,000            | 150,000           |
|                                  |  |  |                      |                    |                      |                   |
|                                  |  | <b>Division of Batac City</b>  | <b>13,188,000</b>    | <b>1,376,000</b>   | <b>14,564,000</b>    | <b>1,883,000</b>  |
|                                  |  | Division Office - Proper   | 207,000              |                    | 207,000              |                   |
|                                  |  | City of Batac National High School - Rayuray   | 403,000              | 254,000            | 657,000              |                   |
|                                  |  | City of Batac National High School Payao   | 6,046,000            | 570,000            | 6,616,000            | 199,000           |
|                                  |  | Crispina Marcos Valdez National High School  | 6,532,000            | 552,000            | 7,084,000            | 150,000           |
|                                  |  | Ferdinand E. Marcos Senior High School   |                      |                    |                      | 785,000           |
|                                  |  | Gen. Artemio Ricarte Senior High School  |                      |                    |                      | 749,000           |
|                                  |  |  |                      |                    |                      |                   |
|                                  |  | <b>Division of Candon City</b>   | <b>39,342,000</b>    | <b>2,957,000</b>   | <b>42,299,000</b>    | <b>973,000</b>    |
|                                  |  | Division Office - Proper   | 588,000              |                    | 588,000              |                   |
|                                  |  | Candon City High School  | 6,309,000            | 600,000            | 6,909,000            | 193,000           |
|                                  |  | Candon City Information Technology National High School  | 8,050,000            | 674,000            | 8,724,000            | 184,000           |
|                                  |  | Dr. Ricardo Gacula Memorial National High School   | 11,303,000           | 775,000            | 12,078,000           | 255,000           |
|                                  |  | Sto. Tomas National High School  | 13,092,000           | 908,000            | 14,000,000           | 341,000           |
|                                  |  |  |                      |                    |                      |                   |
|                                  |  | <b>Division of Dagupan City</b>  | <b>69,702,000</b>    | <b>5,349,000</b>   | <b>75,051,000</b>    | <b>1,964,000</b>  |
|                                  |  | Division Office - Proper   | 1,205,000            |                    | 1,205,000            |                   |
|                                  |  | Carael National High School  | 18,706,000           | 1,334,000          | 20,040,000           | 401,000           |
|                                  |  | East Central Integrated School   | 18,078,000           | 1,513,000          | 19,591,000           | 617,000           |
|                                  |  | Federico Narag Ceralde Integrated School   | 13,513,000           | 1,113,000          | 14,626,000           | 438,000           |
|                                  |  | Pugaro Integrated School   | 8,614,000            | 690,000            | 9,304,000            | 229,000           |
|                                  |  | Salapingao National High School  | 9,586,000            | 699,000            | 10,285,000           | 279,000           |
|                                  |  |  |                      |                    |                      |                   |
|                                  |  | <b>Division of Ilocos Norte</b>  | <b>171,255,000</b>   | <b>17,630,000</b>  | <b>188,885,000</b>   | <b>6,207,000</b>  |
|                                  |  | Division Office - Proper   | 2,995,000            |                    | 2,995,000            |                   |
|                                  |  | Adams National High School   | 4,118,000            | 456,000            | 4,574,000            | 150,000           |
|                                  |  | Adriano P. Arzadon National High School  | 5,842,000            | 527,000            | 6,369,000            | 150,000           |
|                                  |  | Bagbag Solsona National High School  | 12,880,000           | 978,000            | 13,858,000           | 486,000           |
|                                  |  | Banban National High School  | 9,489,000            | 751,000            | 10,240,000           | 261,000           |
|                                  |  | Bangui National High School (Lanao Campus)   | 5,077,000            | 538,000            | 5,615,000            | 224,000           |
|                                  |  | Banna High School  | 8,249,000            | 721,000            | 8,970,000            | 298,000           |
|                                  |  | Bingao National High School  | 11,369,000           | 1,099,000          | 12,468,000           | 532,000           |
|                                  |  | Caraitan Integrated School   | 5,608,000            | 622,000            | 6,230,000            | 200,000           |
|                                  |  | Carasi National High School  | 5,193,000            | 451,000            | 5,644,000            | 150,000           |
|                                  |  | Currimao National High School  | 11,842,000           | 873,000            | 12,715,000           | 348,000           |
|                                  |  | Dingras National High School & Lt. Edgar Foz Memorial National High School (Barong Campus)     |                      | 603,000            | 603,000              | 172,000           |
|                                  |  | Dingras National High School & Lt. Edgar Foz Memorial National High School (San Marcos Campus) |                      | 418,000            | 418,000              | 150,000           |
|                                  |  | Dingras National High School & Lt. Edgar Foz Memorial National High School (Sulquian Campus)   |                      | 417,000            | 417,000              | 150,000           |
|                                  |  | F. Camaquin Integrated School  | 10,143,000           | 912,000            | 11,055,000           | 433,000           |

| REGION / SDO / SECONDARY SCHOOLS |   | JUNIOR HIGH SCHOOL |            |             | SENIOR HS |
|----------------------------------|---|--------------------|------------|-------------|-----------|
|                                  |   | PS                 | MOOE       | TOTAL       | MOOE      |
|                                  | Isic-Isic National High School                | 5,651,000          | 503,000    | 6,154,000   | 150,000   |
|                                  | Malaguip Integrated School                    | 4,611,000          | 496,000    | 5,107,000   | 181,000   |
|                                  | Marcos National High School (Agunit Campus)   | 4,287,000          | 516,000    | 4,803,000   | 153,000   |
|                                  | Marcos National High School (Santiago Campus) | 6,165,000          | 611,000    | 6,776,000   | 163,000   |
|                                  | Pallas Integrated School                      | 5,144,000          | 658,000    | 5,802,000   | 177,000   |
|                                  | Pandan Integrated School                      | 2,023,000          | 370,000    | 2,393,000   | 150,000   |
|                                  | Paoay Lake National High School               | 8,566,000          | 972,000    | 9,538,000   | 229,000   |
|                                  | Sacritan Integrated School                    | 3,300,000          | 423,000    | 3,723,000   | 150,000   |
|                                  | Salpad Integrated School                      | 2,939,000          | 430,000    | 3,369,000   | 150,000   |
|                                  | San Marcelino National High School            | 9,610,000          | 880,000    | 10,490,000  | 348,000   |
|                                  | Suyo National High School                     | 7,971,000          | 597,000    | 8,568,000   | 150,000   |
|                                  | Talugtug Solsona National High School         | 7,139,000          | 562,000    | 7,701,000   | 202,000   |
|                                  | Uguis Integrated School                       | 2,831,000          | 571,000    | 3,402,000   | 150,000   |
|                                  | Vintar National High School                   | 8,213,000          | 675,000    | 8,888,000   | 150,000   |
|                                  |   |                    |            |             |           |
|                                  | Division of Ilocos Sur                        | 341,655,000        | 30,067,000 | 371,722,000 | 9,940,000 |
|                                  |   |                    |            |             |           |
|                                  | Division Office - Proper                      | 5,614,000          |            | 5,614,000   |           |
|                                  | Ag-agrao National High School                 | 5,874,000          | 511,000    | 6,385,000   | 150,000   |
|                                  | Alilem Daya National High School              | 12,365,000         | 883,000    | 13,248,000  | 309,000   |
|                                  | Amarao National High School                   | 6,018,000          | 559,000    | 6,577,000   | 234,000   |
|                                  | Ambalayay Integrated School                   | 5,316,000          | 500,000    | 5,816,000   | 150,000   |
|                                  | Banayoyo National High School                 | 11,806,000         | 873,000    | 12,679,000  | 330,000   |
|                                  | Bantay National High School                   | 9,216,000          | 850,000    | 10,066,000  | 291,000   |
|                                  | Bantugo-Mission Integrated School             | 403,000            | 240,000    | 643,000     |           |
|                                  | Baringcucurong National High School           | 4,257,000          | 427,000    | 4,684,000   | 150,000   |
|                                  | Basug National High School                    | 5,227,000          | 384,000    | 5,611,000   | 150,000   |
|                                  | Belen National High School                    | 5,302,000          | 497,000    | 5,799,000   | 150,000   |
|                                  | Binacud Integrated School                     | 2,275,000          | 380,000    | 2,655,000   | 150,000   |
|                                  | Butac Integrated School                       |                    | 204,000    | 204,000     |           |
|                                  | Cabittaogan National High School              | 6,768,000          | 586,000    | 7,354,000   | 153,000   |
|                                  | Caoayan National High School                  | 6,218,000          | 530,000    | 6,748,000   | 150,000   |
|                                  | Comillas North Integrated School              | 810,000            | 309,000    | 1,119,000   |           |
|                                  | Dadalaquiten Integrated School                | 403,000            | 218,000    | 621,000     |           |
|                                  | Del Pilar National High School                | 5,806,000          | 476,000    | 6,282,000   | 150,000   |
|                                  | Dili National High School                     | 14,142,000         | 918,000    | 15,060,000  | 415,000   |
|                                  | Dinaratan National High School                | 4,381,000          | 409,000    | 4,790,000   | 150,000   |
|                                  | Galimuyod Integrated School                   |                    | 214,000    | 214,000     |           |
|                                  | Garitan Integrated School                     | 3,709,000          | 414,000    | 4,123,000   | 150,000   |
|                                  | Imelda National High School                   | 4,009,000          | 396,000    | 4,405,000   | 150,000   |
|                                  | Kalumsing Integrated School                   | 2,898,000          | 381,000    | 3,279,000   | 150,000   |
|                                  | Libtong Integrated School                     | 4,928,000          | 494,000    | 5,422,000   | 150,000   |
|                                  | Lidlidda National High School                 | 6,948,000          | 640,000    | 7,588,000   | 229,000   |
|                                  | Lipit National High School                    | 8,152,000          | 676,000    | 8,828,000   | 216,000   |
|                                  | Lungug Integrated School                      | 6,260,000          | 577,000    | 6,837,000   | 150,000   |
|                                  | Mabilbila Integrated School                   | 8,038,000          | 635,000    | 8,673,000   | 248,000   |
|                                  | Manzante National High School                 | 4,217,000          | 471,000    | 4,688,000   | 150,000   |
|                                  | Nagbukel National High School                 | 11,275,000         | 733,000    | 12,008,000  | 271,000   |
|                                  | Nagsuputan National High School               | 4,670,000          | 438,000    | 5,108,000   | 150,000   |
|                                  | Nagtablaan National High School               | 7,445,000          | 530,000    | 7,975,000   | 150,000   |
|                                  | Namitpit Integrated School                    | 403,000            | 231,000    | 634,000     |           |
|                                  | Pagangpang National High School               | 8,432,000          | 542,000    | 8,974,000   | 150,000   |
|                                  | Palali National High School                   | 3,719,000          | 426,000    | 4,145,000   | 150,000   |
|                                  | Pantay Tamurong National High School          | 6,761,000          | 549,000    | 7,310,000   | 150,000   |
|                                  | Patungcaleo Integrated School                 |                    | 223,000    | 223,000     |           |
|                                  | Pudoc West Integrated School                  | 8,380,000          | 691,000    | 9,071,000   | 220,000   |
|                                  | Pug-os National High School, Cabugao          | 5,756,000          | 485,000    | 6,241,000   | 150,000   |
|                                  | Puro National High School (Magsingal)         | 8,162,000          | 684,000    | 8,846,000   | 229,000   |
|                                  | Puro National High School, Caoayan            | 3,949,000          | 407,000    | 4,356,000   | 150,000   |
|                                  | Quirino National High School                  | 8,620,000          | 708,000    | 9,328,000   | 277,000   |
|                                  | Rancho National High School                   | 3,734,000          | 410,000    | 4,144,000   | 150,000   |
|                                  | Salcedo National High School                  | 12,833,000         | 930,000    | 13,763,000  | 401,000   |
|                                  | San Emilio National High School               | 4,302,000          | 530,000    | 4,832,000   | 208,000   |
|                                  | San Esteban National High School              | 14,127,000         | 884,000    | 15,011,000  | 335,000   |
|                                  | San Pedro National High School                | 4,938,000          | 458,000    | 5,396,000   | 150,000   |
|                                  | San Sebastian National High School            | 4,947,000          | 456,000    | 5,403,000   | 150,000   |
|                                  | San Vicente Integrated School                 | 9,065,000          | 725,000    | 9,790,000   | 250,000   |
|                                  | Santa National High School                    |                    | 226,000    | 226,000     |           |
|                                  | Santiago National High School                 | 14,547,000         | 1,081,000  | 15,628,000  | 559,000   |



| REGION / SDO / SECONDARY SCHOOLS |  |   | JUNIOR HIGH SCHOOL |            |             | SENIOR HS  |
|----------------------------------|--|---|--------------------|------------|-------------|------------|
|                                  |  |   | PS                 | MOOE       | TOTAL       | MOOE       |
|                                  |  | Sigay National High School  | 3,231,000          | 364,000    | 3,595,000   | 150,000    |
|                                  |  | Sisim National High School  | 6,166,000          | 583,000    | 6,749,000   | 206,000    |
|                                  |  | Solot-Solot National High School  | 7,342,000          | 560,000    | 7,902,000   | 209,000    |
|                                  |  | Sugpon National High School   | 7,259,000          | 560,000    | 7,819,000   | 150,000    |
|                                  |  | Sulvec Integrated School  | 3,690,000          | 423,000    | 4,113,000   | 150,000    |
|                                  |  | Tay-ac National High School   | 6,542,000          | 578,000    | 7,120,000   | 150,000    |
|                                  |  |   |                    |            |             |            |
|                                  |  | Division of La Union  | 449,476,000        | 39,635,000 | 489,111,000 | 14,331,000 |
|                                  |  | Division Office - Proper  | 7,513,000          |            | 7,513,000   |            |
|                                  |  | Agoo National Vocational High School  | 3,496,000          | 380,000    | 3,876,000   |            |
|                                  |  | Amlang-Nagtagaan National High School   | 6,339,000          | 579,000    | 6,918,000   | 150,000    |
|                                  |  | Anduyan National High School  | 10,036,000         | 422,000    | 10,458,000  | 200,000    |
|                                  |  | Aringay Senior High School  |                    |            |             | 371,000    |
|                                  |  | Baay Integrated School  | 4,535,000          | 379,000    | 4,914,000   | 150,000    |
|                                  |  | Bacuit National High School   | 11,600,000         | 803,000    | 12,403,000  | 247,000    |
|                                  |  | Bail National High School   | 7,294,000          | 597,000    | 7,891,000   | 174,000    |
|                                  |  | Balbalayang National High School  | 7,751,000          | 532,000    | 8,283,000   | 156,000    |
|                                  |  | Ballay National High School   | 4,341,000          | 385,000    | 4,726,000   |            |
|                                  |  | Basca National High School  |                    | 310,000    | 310,000     | 150,000    |
|                                  |  | Bawanta National High School  | 6,935,000          | 582,000    | 7,517,000   | 188,000    |
|                                  |  | Bay-o Integrated School   | 810,000            | 338,000    | 1,148,000   |            |
|                                  |  | Bitilag Integrated School   | 2,689,000          | 635,000    | 3,324,000   | 150,000    |
|                                  |  | Bungol National High School   | 6,841,000          | 515,000    | 7,356,000   | 150,000    |
|                                  |  | Bungro-Sucoc Integrated School  | 2,514,000          | 399,000    | 2,913,000   | 150,000    |
|                                  |  | Burgos National High School   | 14,129,000         | 776,000    | 14,905,000  | 263,000    |
|                                  |  | Butubut National High School  | 6,802,000          | 571,000    | 7,373,000   | 150,000    |
|                                  |  | Caba National High School (Poblacion Norte National High School)              | 15,036,000         | 1,068,000  | 16,104,000  | 522,000    |
|                                  |  | Cabaritan Sur Integrated School   | 403,000            | 239,000    | 642,000     |            |
|                                  |  | Cabaruan Integrated School  | 3,027,000          | 391,000    | 3,418,000   | 150,000    |
|                                  |  | Cambaly National High School  | 5,478,000          | 464,000    | 5,942,000   | 150,000    |
|                                  |  | Canbarbusuy National High School  | 3,986,000          | 425,000    | 4,411,000   | 150,000    |
|                                  |  | Capas Integrated School   | 4,818,000          | 440,000    | 5,258,000   | 150,000    |
|                                  |  | Casacristo National High School   | 4,766,000          | 563,000    | 5,329,000   | 236,000    |
|                                  |  | Casilagan Integrated School   | 6,503,000          | 422,000    | 6,925,000   | 150,000    |
|                                  |  | Casilagan-Naguilian Integrated School   | 403,000            | 311,000    | 714,000     |            |
|                                  |  | Corrooy National High School  | 7,280,000          | 592,000    | 7,872,000   | 150,000    |
|                                  |  | Cuenca National High School   | 4,000,000          | 361,000    | 4,361,000   | 150,000    |
|                                  |  | Cupang Integrated School  |                    | 233,000    | 233,000     |            |
|                                  |  | Dagup Integrated School   | 7,816,000          | 569,000    | 8,385,000   | 150,000    |
|                                  |  | Daramuangan Integrated School   | 5,352,000          | 474,000    | 5,826,000   | 150,000    |
|                                  |  | DMMMSU National High School (Alipang)   | 3,555,000          | 468,000    | 4,023,000   | 150,000    |
|                                  |  | Don Rufino Olarte Memorial National High School (Lloren National High School) | 6,977,000          | 568,000    | 7,545,000   | 165,000    |
|                                  |  | Dr. Manuel T. Cases, Sr. National High School                                 | 11,754,000         | 876,000    | 12,630,000  | 330,000    |
|                                  |  | Dulao Integrated School   |                    | 362,000    | 362,000     |            |
|                                  |  | Duplas National High School   | 4,054,000          | 385,000    | 4,439,000   | 150,000    |
|                                  |  | Eastern Naguilian National High School  | 6,932,000          | 650,000    | 7,582,000   | 150,000    |
|                                  |  | Eulogio Clarence de Guzman Junior Memorial National Vocational High School    | 6,308,000          | 496,000    | 6,804,000   | 199,000    |
|                                  |  | Halog West National High School   | 3,305,000          | 315,000    | 3,620,000   |            |
|                                  |  | La Union Special School For Culture And Arts                                  | 2,451,000          | 286,000    | 2,737,000   |            |
|                                  |  | Leones National High School   | 7,423,000          | 593,000    | 8,016,000   | 206,000    |
|                                  |  | Libtong Integrated School   | 3,987,000          | 369,000    | 4,356,000   | 150,000    |
|                                  |  | Lipay Integrated School   | 6,181,000          | 549,000    | 6,730,000   | 150,000    |
|                                  |  | Liquicia Integrated School  | 4,122,000          | 364,000    | 4,486,000   | 150,000    |
|                                  |  | Luna National Vocational High School  | 6,302,000          | 554,000    | 6,856,000   | 195,000    |
|                                  |  | Luzong Sur Integrated School  | 403,000            | 311,000    | 714,000     |            |
|                                  |  | Manga Community High School   | 4,819,000          | 453,000    | 5,272,000   | 150,000    |
|                                  |  | Maoasoas National High School   | 6,853,000          | 533,000    | 7,386,000   | 174,000    |
|                                  |  | Mindoro Integrated School   | 3,325,000          | 501,000    | 3,826,000   | 150,000    |
|                                  |  | Naguilian Senior High School  |                    |            |             | 1,023,000  |
|                                  |  | Northern Naguilian National High School (Gusing National High School)         | 12,896,000         | 843,000    | 13,739,000  | 192,000    |
|                                  |  | Oanari National High School   | 13,590,000         | 890,000    | 14,480,000  | 150,000    |
|                                  |  | Old Sudipen National High School  | 6,770,000          | 496,000    | 7,266,000   | 150,000    |
|                                  |  | Paraor National High School   | 9,851,000          | 602,000    | 10,453,000  | 215,000    |
|                                  |  | Parasapas National High School  | 7,213,000          | 579,000    | 7,792,000   | 151,000    |

| REGION / SDO / SECONDARY SCHOOLS |   | JUNIOR HIGH SCHOOL |            |             | SENIOR HS  |
|----------------------------------|---|--------------------|------------|-------------|------------|
|                                  |   | PS                 | MOOE       | TOTAL       | MOOE       |
|                                  | Parian Este Integrated School   |                    | 282,000    | 282,000     |            |
|                                  | Paringao National High School   | 9,680,000          | 754,000    | 10,434,000  | 238,000    |
|                                  | Pugo Central National High School   | 15,386,000         | 1,031,000  | 16,417,000  | 472,000    |
|                                  | Rimos National High School  |                    | 565,000    | 565,000     | 150,000    |
|                                  | San Francisco National High School  | 6,233,000          | 588,000    | 6,821,000   | 150,000    |
|                                  | San Gabriel Senior High School  |                    |            |             | 483,000    |
|                                  | San Gregorio National High School   | 6,474,000          | 514,000    | 6,988,000   | 150,000    |
|                                  | San Jose National High School   | 7,900,000          | 649,000    | 8,549,000   | 158,000    |
|                                  | San Juan Senior High School   |                    |            |             | 1,053,000  |
|                                  | San Julian Integrated School  | 1,619,000          | 440,000    | 2,059,000   |            |
|                                  | San Luis National High School   | 5,750,000          | 530,000    | 6,280,000   | 150,000    |
|                                  | San Simon Integrated School   | 2,023,000          | 338,000    | 2,361,000   |            |
|                                  | Santiago Sur Integrated School  | 3,377,000          | 392,000    | 3,769,000   | 150,000    |
|                                  | Santol Vocational High School (Santol National High School )<br>Lignay Annex  |                    | 407,000    | 407,000     | 150,000    |
|                                  | Santol Vocational High School (Santol National High School)                   | 12,192,000         | 633,000    | 12,825,000  | 255,000    |
|                                  | Saytan National High School   | 5,359,000          | 464,000    | 5,823,000   | 150,000    |
|                                  | Sinapangan National High School   | 7,238,000          | 576,000    | 7,814,000   | 174,000    |
|                                  | Southern Naguillian National High School (Magungunay National<br>High School) | 7,568,000          | 582,000    | 8,150,000   | 150,000    |
|                                  | Sta. Teresa National High School  | 8,884,000          | 674,000    | 9,558,000   | 150,000    |
|                                  | Sudipen Vocational High School  | 7,640,000          | 572,000    | 8,212,000   | 224,000    |
|                                  | Suguidan Integrated School  | 2,245,000          | 350,000    | 2,595,000   |            |
|                                  | Suyo National High School   | 7,035,000          | 542,000    | 7,577,000   | 192,000    |
|                                  | Tagudtod National High School   | 6,805,000          | 523,000    | 7,328,000   | 156,000    |
|                                  | Tanglag National High School  | 7,197,000          | 574,000    | 7,771,000   | 169,000    |
|                                  | Upper Tumapoc National High School  | 942,000            | 383,000    | 1,325,000   | 150,000    |
|                                  | Wenceslao National High School  | 6,365,000          | 474,000    | 6,839,000   | 150,000    |
|                                  |   |                    |            |             |            |
|                                  | Division of Laoag City  | 9,360,000          | 1,760,000  | 11,120,000  | 363,000    |
|                                  | Division Office - Proper  | 308,000            |            | 308,000     |            |
|                                  | Balatong Integrated School  | 5,723,000          | 834,000    | 6,557,000   | 213,000    |
|                                  | Caoacan High School   | 3,329,000          | 410,000    | 3,739,000   | 150,000    |
|                                  | Rodolfo CG. Fariñas, Jr. National Science High School                         |                    | 190,000    | 190,000     |            |
|                                  | San Mateo Integrated School   |                    | 326,000    | 326,000     |            |
|                                  |   |                    |            |             |            |
|                                  | Division of Pangasinan I  | 920,498,000        | 72,740,000 | 993,238,000 | 24,285,000 |
|                                  | Division Office - Proper  | 14,687,000         |            | 14,687,000  |            |
|                                  | A.P. Guevarra Integrated School   | 6,175,000          | 622,000    | 6,797,000   | 150,000    |
|                                  | Abagatanen Integrated School  | 3,819,000          | 389,000    | 4,208,000   | 150,000    |
|                                  | Aguilar Integrated School   | 19,649,000         | 1,591,000  | 21,240,000  | 1,103,000  |
|                                  | Aliaga High School  | 6,608,000          | 597,000    | 7,205,000   | 224,000    |
|                                  | Ambayat Integrated School   | 2,960,000          | 415,000    | 3,375,000   | 150,000    |
|                                  | Anda Integrated School  | 3,954,000          | 528,000    | 4,482,000   | 150,000    |
|                                  | Arnedo National High School   | 9,410,000          | 587,000    | 9,997,000   | 282,000    |
|                                  | Awag Integrated School  | 2,027,000          | 381,000    | 2,408,000   |            |
|                                  | Bacnit Integrated School  | 5,166,000          | 503,000    | 5,669,000   | 150,000    |
|                                  | Balangay National High School   | 8,830,000          | 658,000    | 9,488,000   | 176,000    |
|                                  | Baloling National High School   | 5,333,000          | 414,000    | 5,747,000   | 150,000    |
|                                  | Banaoang National High School   | 15,138,000         | 949,000    | 16,087,000  | 192,000    |
|                                  | Bani East Integrated School   | 11,882,000         | 1,114,000  | 12,996,000  | 334,000    |
|                                  | Banog Sur National High School  | 4,065,000          | 405,000    | 4,470,000   | 150,000    |
|                                  | Barlo Integrated School   | 3,535,000          | 407,000    | 3,942,000   | 150,000    |
|                                  | Bayambang National High School (Infanta)                                      | 6,550,000          | 685,000    | 7,235,000   | 238,000    |
|                                  | Bayaoas National High School  | 13,347,000         | 1,014,000  | 14,361,000  | 179,000    |
|                                  | Bayoyong National High School   | 3,812,000          | 380,000    | 4,192,000   | 150,000    |
|                                  | Beleng National High School   | 6,548,000          | 598,000    | 7,146,000   | 227,000    |
|                                  | Bocboc East National High School  | 13,323,000         | 807,000    | 14,130,000  | 316,000    |
|                                  | Bogtong National High School  | 8,240,000          | 676,000    | 8,916,000   | 213,000    |
|                                  | Bolinao Integrated School   | 16,694,000         | 1,803,000  | 18,497,000  | 1,118,000  |
|                                  | Botao National High School  | 12,768,000         | 910,000    | 13,678,000  | 257,000    |
|                                  | Buenlag National High School  | 14,316,000         | 938,000    | 15,254,000  | 170,000    |
|                                  | Bugallon Integrated School  | 34,388,000         | 2,346,000  | 36,734,000  | 1,153,000  |
|                                  | Cabanaetan National High School   | 3,141,000          | 412,000    | 3,553,000   | 150,000    |
|                                  | Cabayaoasan National High School  | 11,553,000         | 866,000    | 12,419,000  | 422,000    |
|                                  | Cabungan National High School   | 6,365,000          | 541,000    | 6,906,000   | 192,000    |
|                                  | Calbeg National High School   | 8,956,000          | 673,000    | 9,629,000   | 222,000    |
|                                  | Canan National High School  | 9,402,000          | 694,000    | 10,096,000  | 263,000    |

| REGION / SDO / SECONDARY SCHOOLS |  |  | JUNIOR HIGH SCHOOL |           |            | SENIOR HS |
|----------------------------------|--|--|--------------------|-----------|------------|-----------|
|                                  |  |  | PS                 | MOOE      | TOTAL      | MOOE      |
|                                  |  | Carot National High School                   | 7,598,000          | 644,000   | 8,242,000  | 179,000   |
|                                  |  | Catalino D. Cerezo National High School      | 5,548,000          | 589,000   | 6,137,000  | 245,000   |
|                                  |  | Cato National High School                    | 14,112,000         | 806,000   | 14,918,000 | 186,000   |
|                                  |  | Catubig Integrated School                    | 5,405,000          | 549,000   | 5,954,000  | 151,000   |
|                                  |  | Catuday National High School                 | 3,987,000          | 489,000   | 4,476,000  | 150,000   |
|                                  |  | Clemente Cristobal National High School      | 4,981,000          | 435,000   | 5,416,000  | 150,000   |
|                                  |  | Dalanguiring Integrated School               | 8,683,000          | 695,000   | 9,378,000  | 150,000   |
|                                  |  | Dasol Integrated School                      | 4,934,000          | 844,000   | 5,778,000  |           |
|                                  |  | Dewey National High School                   | 7,104,000          | 559,000   | 7,663,000  | 150,000   |
|                                  |  | Domalandan Center Integrated School          | 12,954,000         | 999,000   | 13,953,000 | 436,000   |
|                                  |  | Domingo P. Boquiren National High School     | 7,919,000          | 604,000   | 8,523,000  | 153,000   |
|                                  |  | Don Gaudencio B. Dumlao National High School | 6,116,000          | 488,000   | 6,604,000  | 150,000   |
|                                  |  | Don Pedro National High School               | 8,778,000          | 746,000   | 9,524,000  | 163,000   |
|                                  |  | Doyong Malabago National High School         | 20,732,000         | 1,262,000 | 21,994,000 | 364,000   |
|                                  |  | Galarin National High School                 | 12,629,000         | 883,000   | 13,512,000 | 176,000   |
|                                  |  | Garrita National High School                 | 6,558,000          | 543,000   | 7,101,000  | 150,000   |
|                                  |  | Gayusan Integrated School                    | 5,391,000          | 503,000   | 5,894,000  | 150,000   |
|                                  |  | Hermosa National High School                 | 8,411,000          | 721,000   | 9,132,000  | 222,000   |
|                                  |  | Ilog Malino National High School             | 6,396,000          | 604,000   | 7,000,000  | 209,000   |
|                                  |  | Infanta Integrated School                    | 13,186,000         | 998,000   | 14,184,000 | 529,000   |
|                                  |  | Lareg-Lareg National High School             | 5,489,000          | 464,000   | 5,953,000  | 150,000   |
|                                  |  | Liwa-liwa Integrated School                  | 4,714,000          | 469,000   | 5,183,000  | 150,000   |
|                                  |  | Lokeb Norte National High School             | 7,659,000          | 603,000   | 8,262,000  | 195,000   |
|                                  |  | Lokeb Sur National High School               | 16,755,000         | 800,000   | 17,555,000 | 392,000   |
|                                  |  | Luciente II National High School             | 8,642,000          | 571,000   | 9,213,000  | 239,000   |
|                                  |  | Luna National High School                    | 12,308,000         | 946,000   | 13,254,000 | 365,000   |
|                                  |  | Lunec National High School                   | 7,190,000          | 622,000   | 7,812,000  | 229,000   |
|                                  |  | Mabulitec Integrated School                  | 7,432,000          | 575,000   | 8,007,000  | 150,000   |
|                                  |  | Macaleeng National High School               | 5,736,000          | 628,000   | 6,364,000  | 183,000   |
|                                  |  | Magalong National High School                | 8,593,000          | 618,000   | 9,211,000  | 208,000   |
|                                  |  | Malawa Integrated School                     | 7,553,000          | 548,000   | 8,101,000  | 184,000   |
|                                  |  | Malimpin National High School                | 6,157,000          | 485,000   | 6,642,000  | 150,000   |
|                                  |  | Mapita Integrated School                     | 2,094,000          | 320,000   | 2,414,000  |           |
|                                  |  | Matic-Matic National High School             | 9,914,000          | 903,000   | 10,817,000 | 264,000   |
|                                  |  | Minien National High School                  | 11,289,000         | 851,000   | 12,140,000 | 250,000   |
|                                  |  | Moises Rebamontan National High School       | 12,113,000         | 949,000   | 13,062,000 | 222,000   |
|                                  |  | Naguilayan National High School              | 3,646,000          | 420,000   | 4,066,000  | 150,000   |
|                                  |  | Nalsian Tomling National High School         | 14,404,000         | 864,000   | 15,268,000 | 309,000   |
|                                  |  | Nancapian National High School               | 3,827,000          | 411,000   | 4,238,000  | 150,000   |
|                                  |  | Olo National High School                     | 6,606,000          | 569,000   | 7,175,000  | 186,000   |
|                                  |  | Paitan Integrated School                     | 9,117,000          | 854,000   | 9,971,000  | 197,000   |
|                                  |  | Palapar National High School                 | 6,359,000          | 572,000   | 6,931,000  | 192,000   |
|                                  |  | Pangascasan Integrated School                | 10,352,000         | 839,000   | 11,191,000 | 197,000   |
|                                  |  | Pita Integrated School                       |                    | 350,000   | 350,000    |           |
|                                  |  | Pogoruac National High School                | 12,349,000         | 853,000   | 13,202,000 | 380,000   |
|                                  |  | Portic Integrated School                     | 5,071,000          | 433,000   | 5,504,000  | 150,000   |
|                                  |  | Primicias National High School               | 8,198,000          | 616,000   | 8,814,000  | 150,000   |
|                                  |  | Quetegan National High School                | 9,202,000          | 790,000   | 9,992,000  | 215,000   |
|                                  |  | Quinaoayanan National High School            | 7,287,000          | 560,000   | 7,847,000  | 150,000   |
|                                  |  | Ramon Magsaysay Integrated School            | 4,365,000          | 484,000   | 4,849,000  | 150,000   |
|                                  |  | Ranao National High School                   | 10,568,000         | 505,000   | 11,073,000 | 183,000   |
|                                  |  | Ranom Iloco National High School             | 7,625,000          | 651,000   | 8,276,000  | 163,000   |
|                                  |  | Real National High School                    | 14,473,000         | 929,000   | 15,402,000 | 275,000   |
|                                  |  | Sampaloc National High School                | 10,464,000         | 835,000   | 11,299,000 | 248,000   |
|                                  |  | San Jose National High School, Anda          | 11,855,000         | 846,000   | 12,701,000 | 321,000   |
|                                  |  | San Julian National High School              | 8,985,000          | 722,000   | 9,707,000  | 303,000   |
|                                  |  | San Miguel National High School, Bani        | 6,232,000          | 576,000   | 6,808,000  | 176,000   |
|                                  |  | Sanlibo National High School                 | 10,840,000         | 819,000   | 11,659,000 | 161,000   |
|                                  |  | Sapa Grande Integrated School                | 3,717,000          | 363,000   | 4,080,000  | 150,000   |
|                                  |  | Siapar Integrated School                     | 2,090,000          | 354,000   | 2,444,000  |           |
|                                  |  | Tagudin National High School                 | 16,532,000         | 1,204,000 | 17,736,000 | 566,000   |
|                                  |  | Talospatang National High School             | 14,827,000         | 937,000   | 15,764,000 | 373,000   |
|                                  |  | Tambobong National High School               | 9,771,000          | 782,000   | 10,553,000 | 247,000   |
|                                  |  | Tampac Integrated School                     | 2,563,000          | 393,000   | 2,956,000  | 150,000   |
|                                  |  | Tanolong National High School                | 8,598,000          | 729,000   | 9,327,000  | 282,000   |
|                                  |  | Tiep National High School                    | 6,803,000          | 653,000   | 7,456,000  | 170,000   |
|                                  |  | Tobor National High School                   | 6,886,000          | 576,000   | 7,462,000  | 186,000   |
|                                  |  | Tondol National High School                  | 8,332,000          | 658,000   | 8,990,000  | 243,000   |

| REGION / SDO / SECONDARY SCHOOLS |   | JUNIOR HIGH SCHOOL |            |             | SENIOR HS  |
|----------------------------------|---|--------------------|------------|-------------|------------|
|                                  |   | PS                 | MOOE       | TOTAL       | MOOE       |
|                                  | Torres National High School                   | 10,499,000         | 714,000    | 11,213,000  | 150,000    |
|                                  | Tuliao National High School                   | 13,288,000         | 839,000    | 14,127,000  | 248,000    |
|                                  | Tupa Integrated School                        | 6,063,000          | 496,000    | 6,559,000   | 150,000    |
|                                  | Urbiztondo Integrated School                  | 31,003,000         | 2,328,000  | 33,331,000  | 789,000    |
|                                  | Division of Pangasinan II                     | 642,309,000        | 51,723,000 | 694,032,000 | 15,868,000 |
|                                  | Division Office - Proper                      | 10,067,000         |            | 10,067,000  |            |
|                                  | Alejandro F. Oligan National High School      | 12,351,000         | 868,000    | 13,219,000  | 302,000    |
|                                  | Alibeng National High School                  | 5,356,000          | 465,000    | 5,821,000   | 150,000    |
|                                  | Amagbagan National High School                | 8,299,000          | 511,000    | 8,810,000   | 150,000    |
|                                  | Ambalangan-Dalin National High School         | 5,992,000          | 511,000    | 6,503,000   | 150,000    |
|                                  | Anonang National High School                  | 12,652,000         | 903,000    | 13,555,000  | 463,000    |
|                                  | Ariston Bantog National High School           | 12,465,000         | 773,000    | 13,238,000  | 250,000    |
|                                  | Atainan-Caranglaan Integrated School          |                    | 216,000    | 216,000     |            |
|                                  | Baguinay National High School                 | 7,396,000          | 468,000    | 7,864,000   | 150,000    |
|                                  | Baluyot National High School                  | 6,279,000          | 523,000    | 6,802,000   | 150,000    |
|                                  | Bantay Insik Integrated School                | 3,721,000          | 422,000    | 4,143,000   | 150,000    |
|                                  | Baracbac National High School                 | 7,513,000          | 558,000    | 8,071,000   | 150,000    |
|                                  | Barangobong National High School              | 7,562,000          | 494,000    | 8,056,000   | 150,000    |
|                                  | Batasan National High School                  | 6,773,000          | 586,000    | 7,359,000   | 150,000    |
|                                  | Bersamin Agro-Industrial High School          | 10,932,000         | 812,000    | 11,744,000  | 220,000    |
|                                  | Binday National High School                   | 9,515,000          | 661,000    | 10,176,000  | 151,000    |
|                                  | Bugayong Integrated School                    | 7,400,000          | 571,000    | 7,971,000   | 150,000    |
|                                  | Bulaoen East National High School             | 7,429,000          | 514,000    | 7,943,000   | 193,000    |
|                                  | Cabalitian National High School               | 4,537,000          | 380,000    | 4,917,000   | 150,000    |
|                                  | Cabanbanan National High School               | 14,173,000         | 912,000    | 15,085,000  | 520,000    |
|                                  | Cacabugaoan National High School              | 3,243,000          | 354,000    | 3,597,000   | 150,000    |
|                                  | Calepaan Integrated School                    | 1,214,000          | 376,000    | 1,590,000   |            |
|                                  | Calmay Integrated School                      | 4,214,000          | 361,000    | 4,575,000   |            |
|                                  | Caloscaoayan National High School             | 15,938,000         | 1,002,000  | 16,940,000  | 365,000    |
|                                  | Canarvacanan National High School             | 4,138,000          | 407,000    | 4,545,000   | 150,000    |
|                                  | Capulaan National High School                 | 7,396,000          | 602,000    | 7,998,000   | 150,000    |
|                                  | Carusucan Norte National High School          | 7,230,000          | 528,000    | 7,758,000   | 150,000    |
|                                  | Carusucan Sur National High School            | 6,584,000          | 491,000    | 7,075,000   | 150,000    |
|                                  | Castusu Integrated School                     | 2,969,000          | 413,000    | 3,382,000   |            |
|                                  | Dalumpinas National High School               | 6,512,000          | 418,000    | 6,930,000   | 150,000    |
|                                  | Dilan Integrated School                       | 6,334,000          | 587,000    | 6,921,000   | 150,000    |
|                                  | Don Amadeo Perez, Sr. National High School    | 7,012,000          | 517,000    | 7,529,000   | 150,000    |
|                                  | Don Benito Agro-Industrial High School        | 6,660,000          | 573,000    | 7,233,000   | 202,000    |
|                                  | Don Robert Estrella, Sr. National High School | 2,960,000          | 380,000    | 3,340,000   | 150,000    |
|                                  | Don Valentin Torres Integrated School         | 3,557,000          | 410,000    | 3,967,000   | 150,000    |
|                                  | Dungon Integrated School                      | 3,543,000          | 383,000    | 3,926,000   | 150,000    |
|                                  | Esperanza National High School                | 3,485,000          | 431,000    | 3,916,000   | 150,000    |
|                                  | Eugenio Perez National High School            | 6,571,000          | 573,000    | 7,144,000   | 150,000    |
|                                  | Flores Integrated School                      | 13,618,000         | 1,028,000  | 14,646,000  | 396,000    |
|                                  | Flores National High School                   | 6,922,000          | 526,000    | 7,448,000   | 150,000    |
|                                  | Gombio-Panaga Integrated School               | 3,101,000          | 365,000    | 3,466,000   |            |
|                                  | Gueguesangen Integrated School                | 7,204,000          | 732,000    | 7,936,000   | 287,000    |
|                                  | La Paz National High School                   | 16,806,000         | 1,039,000  | 17,845,000  | 360,000    |
|                                  | Labayug National High School                  | 8,565,000          | 666,000    | 9,231,000   | 172,000    |
|                                  | Lagasit National High School                  | 6,515,000          | 731,000    | 7,246,000   | 150,000    |
|                                  | Lipit National High School                    | 7,640,000          | 543,000    | 8,183,000   | 169,000    |
|                                  | Lumayao Integrated School                     | 4,422,000          | 552,000    | 4,974,000   | 165,000    |
|                                  | Macayo Integrated School                      | 4,502,000          | 428,000    | 4,930,000   | 150,000    |
|                                  | Malico National High School                   | 3,692,000          | 374,000    | 4,066,000   | 150,000    |
|                                  | Mangaldan Integrated School                   | 13,488,000         | 1,079,000  | 14,567,000  | 287,000    |
|                                  | Maseil-seil National High School              | 7,495,000          | 600,000    | 8,095,000   | 188,000    |
|                                  | Nama National High School                     | 6,875,000          | 600,000    | 7,475,000   | 208,000    |
|                                  | Nantangalan National High School              | 10,207,000         | 853,000    | 11,060,000  | 218,000    |
|                                  | Palguyod National High School                 | 7,563,000          | 750,000    | 8,313,000   | 150,000    |
|                                  | Panganiban National High School               | 8,168,000          | 598,000    | 8,766,000   | 150,000    |
|                                  | Piaz National High School                     | 8,997,000          | 692,000    | 9,689,000   | 197,000    |
|                                  | Pindangan National High School, Sison         | 8,954,000          | 489,000    | 9,443,000   | 150,000    |
|                                  | Pinmilapil National High School               | 5,621,000          | 544,000    | 6,165,000   | 150,000    |
|                                  | Prado National High School                    | 7,646,000          | 642,000    | 8,288,000   | 200,000    |
|                                  | Rajal Angayan National High School            | 9,536,000          | 697,000    | 10,233,000  | 208,000    |
|                                  | Robert Estrella National High School          | 13,135,000         | 865,000    | 14,000,000  | 275,000    |
|                                  | Rosario National High School                  | 6,514,000          | 474,000    | 6,988,000   | 150,000    |

| REGION / SDO / SECONDARY SCHOOLS |  |   | JUNIOR HIGH SCHOOL |            |             | SENIOR HS |
|----------------------------------|--|---|--------------------|------------|-------------|-----------|
|                                  |  |   | PS                 | MOOE       | TOTAL       | MOOE      |
|                                  |  | Saguittang Integrated School                  |                    | 189,000    | 189,000     |           |
|                                  |  | Salud-San Eugenio National High School        | 5,429,000          | 470,000    | 5,899,000   | 150,000   |
|                                  |  | San Antonio National High School              | 6,730,000          | 697,000    | 7,427,000   | 181,000   |
|                                  |  | San Aurelio National High School              | 7,657,000          | 606,000    | 8,263,000   | 170,000   |
|                                  |  | San Fabian Integrated School                  | 10,701,000         | 748,000    | 11,449,000  | 303,000   |
|                                  |  | San Felipe Integrated School                  | 5,959,000          | 600,000    | 6,559,000   | 150,000   |
|                                  |  | San Felipe National High School               | 10,087,000         | 851,000    | 10,938,000  | 268,000   |
|                                  |  | San Isidro National High School               | 7,247,000          | 481,000    | 7,728,000   | 150,000   |
|                                  |  | San Juan National High School                 | 6,216,000          | 483,000    | 6,699,000   | 150,000   |
|                                  |  | San Leon National High School                 | 6,764,000          | 596,000    | 7,360,000   | 150,000   |
|                                  |  | San Luis National High School                 | 12,454,000         | 781,000    | 13,235,000  | 209,000   |
|                                  |  | San Macario National High School              | 3,969,000          | 460,000    | 4,429,000   | 150,000   |
|                                  |  | San Miguel National High School               | 4,392,000          | 451,000    | 4,843,000   | 150,000   |
|                                  |  | San Pedro Apartado National High School       | 9,366,000          | 703,000    | 10,069,000  | 280,000   |
|                                  |  | San Rafael National High School               | 5,180,000          | 519,000    | 5,699,000   | 150,000   |
|                                  |  | San Vicente Integrated School                 |                    | 214,000    | 214,000     |           |
|                                  |  | San Vicente West Integrated School            | 2,342,000          | 361,000    | 2,703,000   | 150,000   |
|                                  |  | Sison Central Integrated School               | 8,835,000          | 752,000    | 9,587,000   | 263,000   |
|                                  |  | Sta. Cruz Integrated School                   | 3,423,000          | 498,000    | 3,921,000   | 150,000   |
|                                  |  | Sta. Maria East Integrated School             | 12,960,000         | 1,314,000  | 14,274,000  | 594,000   |
|                                  |  | Sta. Maria National High School, Binalonan    | 11,529,000         | 717,000    | 12,246,000  | 208,000   |
|                                  |  | Sta. Maria National High School, San Nicolas  | 8,643,000          | 633,000    | 9,276,000   | 176,000   |
|                                  |  | Sto. Domingo National High School             | 7,810,000          | 596,000    | 8,406,000   | 170,000   |
|                                  |  | Sto. Tomas National High School               | 7,532,000          | 541,000    | 8,073,000   | 150,000   |
|                                  |  | Sumabnit National High School                 | 7,110,000          | 527,000    | 7,637,000   | 150,000   |
|                                  |  | Tombod Integrated School                      | 4,850,000          | 474,000    | 5,324,000   | 150,000   |
|                                  |  | Unzad National High School                    | 7,966,000          | 640,000    | 8,606,000   | 150,000   |
|                                  |  |   |                    |            |             |           |
|                                  |  | Division of San Carlos City                   | 144,298,000        | 11,200,000 | 155,498,000 | 3,118,000 |
|                                  |  | Division Office - Proper                      | 2,324,000          |            | 2,324,000   |           |
|                                  |  | Agdao Integrated School                       | 10,782,000         | 972,000    | 11,754,000  | 209,000   |
|                                  |  | Bacnar National High School                   | 11,854,000         | 817,000    | 12,671,000  | 211,000   |
|                                  |  | Bolingit National High School                 | 9,558,000          | 681,000    | 10,239,000  | 200,000   |
|                                  |  | Candido Marcellano Integrated School          | 2,892,000          | 451,000    | 3,343,000   |           |
|                                  |  | Cobol National High School                    | 7,598,000          | 645,000    | 8,243,000   | 150,000   |
|                                  |  | Coliling National High School                 | 11,444,000         | 863,000    | 12,307,000  | 211,000   |
|                                  |  | Doyong National High School                   | 13,435,000         | 960,000    | 14,395,000  | 321,000   |
|                                  |  | Guelew Integrated School                      | 7,230,000          | 715,000    | 7,945,000   | 150,000   |
|                                  |  | Libas National High School                    | 9,193,000          | 707,000    | 9,900,000   | 209,000   |
|                                  |  | Lilimasan National High School                | 6,552,000          | 486,000    | 7,038,000   | 150,000   |
|                                  |  | Mabalbalino National High School              | 11,941,000         | 884,000    | 12,825,000  | 371,000   |
|                                  |  | Malacañang National High School               | 10,745,000         | 723,000    | 11,468,000  | 224,000   |
|                                  |  | Salinap National High School                  | 11,486,000         | 770,000    | 12,256,000  | 229,000   |
|                                  |  | Tamayo National High School                   | 8,786,000          | 733,000    | 9,519,000   | 277,000   |
|                                  |  | Tarece Integrated School                      | 8,478,000          | 793,000    | 9,271,000   | 206,000   |
|                                  |  |   |                    |            |             |           |
|                                  |  | Division of San Fernando City                 | 46,884,000         | 6,029,000  | 52,913,000  | 1,311,000 |
|                                  |  | Division Office - Proper                      | 1,132,000          |            | 1,132,000   |           |
|                                  |  | Bangbangolan National High School             | 4,573,000          | 446,000    | 5,019,000   | 150,000   |
|                                  |  | Dr. Quintin Balcita, Sr. National High School | 7,879,000          | 620,000    | 8,499,000   | 211,000   |
|                                  |  | La Union National High School - Sacyud Annex  | 2,222,000          | 341,000    | 2,563,000   | 150,000   |
|                                  |  | Lingsat Integrated School                     | 403,000            | 955,000    | 1,358,000   | 150,000   |
|                                  |  | Nagyubuyuban Integrated School                |                    | 300,000    | 300,000     | 150,000   |
|                                  |  | Pagudpud Integrated School                    | 403,000            | 398,000    | 801,000     |           |
|                                  |  | Pao National High School                      | 3,119,000          | 341,000    | 3,460,000   | 150,000   |

| REGION / SDO / SECONDARY SCHOOLS |   | JUNIOR HIGH SCHOOL |             |               | SENIOR HS  |
|----------------------------------|---|--------------------|-------------|---------------|------------|
|                                  |   | PS                 | MOOE        | TOTAL         | MOOE       |
|                                  | San Fernando City National Vocational High School   | 5,721,000          | 643,000     | 6,364,000     |            |
|                                  | San Fernando City SPED Integrated High School       | 2,569,000          | 330,000     | 2,899,000     | 150,000    |
|                                  | San Fernando South Central Integrated School        | 18,460,000         | 1,394,000   | 19,854,000    | 200,000    |
|                                  | Sibuan-Otong Integrated School                      | 403,000            | 261,000     | 664,000       |            |
|                                  | Division of Urdaneta City                           | 142,046,000        | 10,573,000  | 152,619,000   | 3,251,000  |
|                                  | Division Office - Proper                            | 2,045,000          |             | 2,045,000     |            |
|                                  | Anonas National High School                         | 10,815,000         | 767,000     | 11,582,000    | 177,000    |
|                                  | Bactad East High School                             | 5,870,000          | 426,000     | 6,296,000     | 150,000    |
|                                  | Cabaruan National High School                       | 12,818,000         | 744,000     | 13,562,000    | 279,000    |
|                                  | Cabuloan National High School                       | 8,222,000          | 598,000     | 8,820,000     | 150,000    |
|                                  | Calegu Integrated School                            | 871,000            | 361,000     | 1,232,000     | 150,000    |
|                                  | Camabu National High School                         | 7,580,000          | 568,000     | 8,148,000     | 150,000    |
|                                  | Camantiles National High School                     | 10,418,000         | 804,000     | 11,222,000    | 300,000    |
|                                  | Casabula National High School                       | 5,419,000          | 396,000     | 5,815,000     | 150,000    |
|                                  | Catablan National High School                       | 8,982,000          | 617,000     | 9,599,000     | 197,000    |
|                                  | Cayambanan National High School                     | 9,626,000          | 651,000     | 10,277,000    | 153,000    |
|                                  | Don Alipio Fernandez, Sr. Integrated School         | 4,302,000          | 498,000     | 4,800,000     | 150,000    |
|                                  | Don Antonio Bongolan National High School           | 10,986,000         | 549,000     | 11,535,000    | 161,000    |
|                                  | Labit National High School                          | 6,798,000          | 715,000     | 7,513,000     | 150,000    |
|                                  | Mariano Q. Umipig National High School              | 9,990,000          | 637,000     | 10,627,000    | 220,000    |
|                                  | Nancalobasaan National High School                  | 8,310,000          | 591,000     | 8,901,000     | 165,000    |
|                                  | Palina West National High School                    | 6,462,000          | 574,000     | 7,036,000     | 161,000    |
|                                  | Pedro T. Orata National High School                 | 8,494,000          | 602,000     | 9,096,000     | 238,000    |
|                                  | San Jose Leet Integrated School                     | 4,038,000          | 475,000     | 4,513,000     | 150,000    |
|                                  | Division of Vigan City                              | 20,638,000         | 1,530,000   | 22,168,000    | 482,000    |
|                                  | Division Office - Proper                            | 339,000            |             | 339,000       |            |
|                                  | Vigan East National High School                     | 14,463,000         | 999,000     | 15,462,000    | 332,000    |
|                                  | Vigan West National High School                     | 5,836,000          | 531,000     | 6,367,000     | 150,000    |
|                                  | Cordillera Administrative Region (CAR)              | 1,449,710,000      | 136,807,000 | 1,586,517,000 | 34,974,000 |
|                                  | Division of Abra                                    | 226,154,000        | 20,453,000  | 246,607,000   | 6,868,000  |
|                                  | Division Office - Proper                            | 4,040,000          |             | 4,040,000     |            |
|                                  | Abas National High School                           | 4,174,000          | 389,000     | 4,563,000     | 150,000    |
|                                  | Abra High School - Calot Extension                  |                    | 344,000     | 344,000       |            |
|                                  | An-Anaao Integrated School                          | 403,000            | 355,000     | 758,000       |            |
|                                  | Baay National High School                           | 7,254,000          | 418,000     | 7,672,000     | 150,000    |
|                                  | Baay National High School - Extension               |                    | 369,000     | 369,000       | 150,000    |
|                                  | Ba-i Integrated School                              |                    | 219,000     | 219,000       |            |
|                                  | Bolbolo National High School                        | 4,075,000          | 364,000     | 4,439,000     | 150,000    |
|                                  | Boliney National High School                        | 4,140,000          | 456,000     | 4,596,000     | 165,000    |
|                                  | Caganayan National High School                      | 3,677,000          | 357,000     | 4,034,000     | 150,000    |
|                                  | Capitan National High School                        | 5,908,000          | 473,000     | 6,381,000     | 151,000    |
|                                  | Cayapa National High School                         | 6,374,000          | 494,000     | 6,868,000     | 150,000    |
|                                  | Dalit National High School                          | 9,044,000          | 636,000     | 9,680,000     | 255,000    |
|                                  | Dilong National High School                         | 4,508,000          | 389,000     | 4,897,000     | 150,000    |
|                                  | Dugong National High School                         | 7,064,000          | 527,000     | 7,591,000     | 193,000    |
|                                  | Gaddani National High School                        | 16,580,000         | 1,070,000   | 17,650,000    | 548,000    |
|                                  | La Paz Integrated School                            | 1,619,000          | 607,000     | 2,226,000     |            |
|                                  | Langiden National High School                       | 5,851,000          | 468,000     | 6,319,000     | 150,000    |
|                                  | Layugan Integrated School                           |                    | 249,000     | 249,000       |            |
|                                  | Licuan Integrated School                            | 403,000            | 224,000     | 627,000       |            |
|                                  | Lul-luno National High School                       | 4,117,000          | 353,000     | 4,470,000     | 150,000    |
|                                  | Lumaba Integrated School                            |                    | 236,000     | 236,000       |            |
|                                  | Luzong National High School                         | 4,889,000          | 409,000     | 5,298,000     | 150,000    |
|                                  | Maguyepyep Integrated School                        |                    | 226,000     | 226,000       |            |
|                                  | Marc Israel B. Bernos Memorial National High School | 14,032,000         | 987,000     | 15,019,000    | 626,000    |
|                                  | Naglibacan Integrated School                        | 403,000            | 224,000     | 627,000       |            |
|                                  | Pangtod National High School                        | 8,063,000          | 594,000     | 8,657,000     | 186,000    |
|                                  | Penarrubia Integrated School                        | 4,545,000          | 632,000     | 5,177,000     | 225,000    |
|                                  | Pulot National High School                          | 8,087,000          | 578,000     | 8,665,000     | 179,000    |
|                                  | Quidaoen National High School                       | 4,612,000          | 395,000     | 5,007,000     | 150,000    |
|                                  | Rosalio Eduarte National High School                | 10,770,000         | 802,000     | 11,572,000    | 282,000    |
|                                  | San Isidro National High School                     | 8,116,000          | 622,000     | 8,738,000     | 248,000    |
|                                  | San Jose Catacdegan National High School            | 16,121,000         | 1,127,000   | 17,248,000    | 525,000    |



| REGION / SDO / SECONDARY SCHOOLS |  |  | JUNIOR HIGH SCHOOL |            |             | SENIOR HS |
|----------------------------------|--|--|--------------------|------------|-------------|-----------|
|                                  |  |  | PS                 | MOOE       | TOTAL       | MOOE      |
|                                  |  | San Quintin National High School   | 7,321,000          | 597,000    | 7,918,000   | 229,000   |
|                                  |  | Supo National High School  | 4,317,000          | 362,000    | 4,679,000   | 150,000   |
|                                  |  | Suyo National High School  | 13,835,000         | 995,000    | 14,830,000  | 444,000   |
|                                  |  | Tabangao Integrated School   |                    | 199,000    | 199,000     |           |
|                                  |  | Tagodtod National High School  | 9,488,000          | 792,000    | 10,280,000  | 232,000   |
|                                  |  | Tiempo National High School  | 4,941,000          | 427,000    | 5,368,000   | 150,000   |
|                                  |  | Tineg National High School   | 6,193,000          | 471,000    | 6,664,000   | 150,000   |
|                                  |  | Tuquib Integrated School   | 403,000            | 236,000    | 639,000     |           |
|                                  |  | Western Abra National High School  | 10,787,000         | 781,000    | 11,568,000  | 280,000   |
|                                  |  |  |                    |            |             |           |
|                                  |  | Division of Apayao   | 167,498,000        | 17,175,000 | 184,673,000 | 4,420,000 |
|                                  |  | Division Office - Proper   | 2,796,000          |            | 2,796,000   |           |
|                                  |  | Allig National Agricultural and Trade School   | 5,032,000          | 440,000    | 5,472,000   | 150,000   |
|                                  |  | Apayao Science High School   | 5,823,000          | 531,000    | 6,354,000   | 208,000   |
|                                  |  | Bacda National High School   | 8,722,000          | 709,000    | 9,431,000   | 275,000   |
|                                  |  | Butao Integrated School  |                    | 221,000    | 221,000     |           |
|                                  |  | Cadaclan Integrated School   |                    | 214,000    | 214,000     |           |
|                                  |  | Calanasan National High School   | 6,332,000          | 398,000    | 6,730,000   | 150,000   |
|                                  |  | Conner National High School  | 9,983,000          | 765,000    | 10,748,000  | 241,000   |
|                                  |  | Consuelo National High School  | 2,115,000          | 330,000    | 2,445,000   |           |
|                                  |  | Cupis National High School   | 3,986,000          | 410,000    | 4,396,000   | 150,000   |
|                                  |  | Dagara Integrated School   |                    | 189,000    | 189,000     |           |
|                                  |  | Gov. Benjamin Leguiab, Sr. Memorial National High School   | 5,438,000          | 555,000    | 5,993,000   | 150,000   |
|                                  |  | Guina-ang National High School   | 2,528,000          | 356,000    | 2,884,000   |           |
|                                  |  | Ili National High School   | 5,012,000          | 655,000    | 5,667,000   |           |
|                                  |  | Kabugao Agro-Industrial High School  | 10,579,000         | 524,000    | 11,103,000  | 188,000   |
|                                  |  | Kabugao National High School   |                    | 549,000    | 549,000     | 150,000   |
|                                  |  | Kalliat Integrated School  |                    | 236,000    | 236,000     |           |
|                                  |  | Luna National High School  | 11,527,000         | 842,000    | 12,369,000  | 344,000   |
|                                  |  | Marag Valley Agricultural and Trade High School  | 4,477,000          | 427,000    | 4,904,000   | 150,000   |
|                                  |  | Mataguisi Comprehensive High School  | 4,822,000          | 557,000    | 5,379,000   | 215,000   |
|                                  |  | Mayor Bartolome Serut National Agricultural and Trade High School                                  | 3,803,000          | 384,000    | 4,187,000   |           |
|                                  |  | Mayor Guillermo Barsatan School of Arts and Trades   | 5,754,000          | 620,000    | 6,374,000   | 200,000   |
|                                  |  | Mayor Ricardo de San Jose, Sr. Comprehensive High School   | 8,197,000          | 659,000    | 8,856,000   | 169,000   |
|                                  |  | Musimut National High School   | 1,755,000          | 312,000    | 2,067,000   |           |
|                                  |  | Pio Dalim Memorial School of Arts and Trades   | 9,572,000          | 407,000    | 9,979,000   | 150,000   |
|                                  |  | Pudtol Vocational High School  | 11,475,000         | 1,031,000  | 12,506,000  | 417,000   |
|                                  |  | Sacpil National High School  | 1,693,000          | 339,000    | 2,032,000   |           |
|                                  |  | San Francisco National Agricultural and Trade High School  | 2,999,000          | 361,000    | 3,360,000   |           |
|                                  |  | Sipa-Imelda National High School   | 6,977,000          | 528,000    | 7,505,000   | 150,000   |
|                                  |  | Sta. Filomena School of Arts and Trades  |                    | 393,000    | 393,000     | 150,000   |
|                                  |  | Sta. Marcela National High School  | 10,048,000         | 821,000    | 10,869,000  | 298,000   |
|                                  |  | Swan National Agricultural and Trade High School   | 3,357,000          | 420,000    | 3,777,000   |           |
|                                  |  | Talifugo National High School  | 5,231,000          | 557,000    | 5,788,000   | 150,000   |
|                                  |  | Tanglagan National High School   |                    | 470,000    | 470,000     | 156,000   |
|                                  |  | Tawit National High School   | 2,510,000          | 405,000    | 2,915,000   |           |
|                                  |  | Tumog National Agricultural and Trade High School  | 4,955,000          | 560,000    | 5,515,000   | 209,000   |
|                                  |  |  |                    |            |             |           |
|                                  |  | Division of Baguio City  | 108,450,000        | 11,641,000 | 120,091,000 | 2,151,000 |
|                                  |  | Division Office - Proper   | 1,104,000          |            | 1,104,000   |           |
|                                  |  | Baguio City National High School - Fort del Pilar Annex  |                    | 1,122,000  | 1,122,000   |           |
|                                  |  | Baguio City National High School - Hillside Extension  |                    | 473,000    | 473,000     |           |
|                                  |  | Baguio City National Science High School   | 4,451,000          | 748,000    | 5,199,000   | 1,228,000 |
|                                  |  | Bakakeng National High School (Baguio City NHS - Bakakeng Annex)                                   | 5,818,000          | 399,000    | 6,217,000   |           |
|                                  |  | Dominican-Mirador National High School (Pines City National High School - Dominican Mirador Annex) | 4,487,000          | 493,000    | 4,980,000   |           |
|                                  |  | Doña Aurora National High School (Baguio City National High School - Doña Aurora Annex)            | 11,797,000         | 1,008,000  | 12,805,000  |           |
|                                  |  | Happy Hollow National High School (Baguio City National High School - Happy Hollow Annex)          | 3,564,000          | 402,000    | 3,966,000   |           |
|                                  |  | Joaquin Smith National High School   | 15,611,000         | 1,057,000  | 16,668,000  | 255,000   |
|                                  |  | Lindawan National High School (Baguio City National High School - Lindawan Annex)                  | 3,617,000          | 431,000    | 4,048,000   |           |
|                                  |  | Pinget National High School (Pines City National High School - Pinsao Extension)                   | 5,897,000          | 738,000    | 6,635,000   |           |
|                                  |  | Pinsao National High School  | 13,520,000         | 862,000    | 14,382,000  | 150,000   |

| REGION / SDO / SECONDARY SCHOOLS |   | JUNIOR HIGH SCHOOL |            |             | SENIOR HS |
|----------------------------------|---|--------------------|------------|-------------|-----------|
|                                  |   | PS                 | MOOE       | TOTAL       | MOOE      |
|                                  | Quezon Hill National High School (Pines City National High School - Quezon Hill Annex)  | 10,407,000         | 973,000    | 11,380,000  |           |
|                                  | Rizal National High School (Baguio City National High School - Rizal Annex)             | 12,284,000         | 1,299,000  | 13,583,000  | 150,000   |
|                                  | San Vicente National High School (Baguio City National High School - San Vicente Annex) | 9,076,000          | 991,000    | 10,067,000  | 176,000   |
|                                  | Sto. Tomas National High School (Baguio City National High School - Sto. Tomas Annex)   | 6,817,000          | 645,000    | 7,462,000   | 192,000   |
|                                  | Division of Benguet   | 240,072,000        | 26,946,000 | 267,018,000 | 7,249,000 |
|                                  | Division Office - Proper  | 3,932,000          |            | 3,932,000   |           |
|                                  | Adaoay National High School   | 7,711,000          | 544,000    | 8,255,000   | 165,000   |
|                                  | Adaoay National High School - Abucot Extension  |                    | 308,000    | 308,000     | 150,000   |
|                                  | Ambiong National High School  |                    | 309,000    | 309,000     |           |
|                                  | Amlimay Integrated School   |                    | 214,000    | 214,000     |           |
|                                  | Ampucao National High School  | 7,228,000          | 723,000    | 7,951,000   | 305,000   |
|                                  | Ampusongan National High School   | 11,289,000         | 607,000    | 11,896,000  | 150,000   |
|                                  | Ampusongan National High School - Kayapa Extension                                      |                    | 339,000    | 339,000     | 150,000   |
|                                  | Bad-ayan Integrated School  |                    | 232,000    | 232,000     |           |
|                                  | Bakun National High School  | 6,882,000          | 502,000    | 7,384,000   | 150,000   |
|                                  | Bakun National High School - Sinacbat Extension   |                    | 441,000    | 441,000     | 150,000   |
|                                  | Balili National High School   | 10,305,000         | 688,000    | 10,993,000  | 176,000   |
|                                  | Balili National High School - Cabacab Annex   |                    | 312,000    | 312,000     | 150,000   |
|                                  | Bangao National High School   | 9,259,000          | 758,000    | 10,017,000  | 360,000   |
|                                  | Bedbed National High School   | 3,234,000          | 376,000    | 3,610,000   | 150,000   |
|                                  | Benguet National High School - Alno Extension   |                    | 443,000    | 443,000     | 150,000   |
|                                  | Benguet National High School - Bineng Annex   |                    | 357,000    | 357,000     | 150,000   |
|                                  | Benguet National High School - Puguis Annex   |                    | 376,000    | 376,000     |           |
|                                  | Binga National High School  | 4,601,000          | 425,000    | 5,026,000   | 150,000   |
|                                  | Bulalacao National High School  | 6,406,000          | 540,000    | 6,946,000   | 150,000   |
|                                  | Cabiten National High School  | 4,951,000          | 413,000    | 5,364,000   | 150,000   |
|                                  | Camp 30 National High School  | 4,530,000          | 555,000    | 5,085,000   | 150,000   |
|                                  | Catlubong National High School  | 6,603,000          | 598,000    | 7,201,000   | 150,000   |
|                                  | Cayapas Integrated School   |                    | 235,000    | 235,000     |           |
|                                  | Cordillera Regional Science High School   | 10,800,000         | 1,750,000  | 12,550,000  | 277,000   |
|                                  | Daklan National High School   | 3,867,000          | 454,000    | 4,321,000   | 174,000   |
|                                  | Datakan Integrated School   |                    | 309,000    | 309,000     |           |
|                                  | Eastern La Trinidad National High School  | 8,893,000          | 722,000    | 9,615,000   | 232,000   |
|                                  | Evelio Javier Memorial National High School   | 15,190,000         | 884,000    | 16,074,000  | 224,000   |
|                                  | Evelio Javier Memorial National High School - Annex, Ansagan                            |                    | 336,000    | 336,000     | 150,000   |
|                                  | Fianza Memorial National High School - Bantic Annex                                     |                    | 321,000    | 321,000     |           |
|                                  | Fianza Memorial National High School - Tinongdan  | 5,366,000          | 474,000    | 5,840,000   | 150,000   |
|                                  | Gov. Bado Dangwa Agro-Industrial School - Taba-ao Annex                                 |                    | 409,000    | 409,000     | 150,000   |
|                                  | Guinaoang National High School  | 8,904,000          | 716,000    | 9,620,000   | 197,000   |
|                                  | Kapangan Central National High School   | 9,389,000          | 693,000    | 10,082,000  | 277,000   |
|                                  | Kapangan National High School   | 7,270,000          | 562,000    | 7,832,000   | 150,000   |
|                                  | Kiwas Integrated School   |                    | 201,000    | 201,000     |           |
|                                  | Lam-ayan Integrated School  |                    | 225,000    | 225,000     |           |
|                                  | Laurencio Fianza National High School   | 5,905,000          | 464,000    | 6,369,000   | 150,000   |
|                                  | Loacan National High School (Alejo M. Pacalso Memorial National High School)            | 4,852,000          | 616,000    | 5,468,000   | 170,000   |
|                                  | Madaymen National High School   | 6,308,000          | 569,000    | 6,877,000   | 150,000   |
|                                  | Nawal Integrated School   |                    | 205,000    | 205,000     |           |
|                                  | Palidan Integrated School   |                    | 211,000    | 211,000     |           |
|                                  | Sablan National High School   | 9,774,000          | 706,000    | 10,480,000  | 225,000   |
|                                  | Sablan National High School - Balluay Extension   | 467,000            | 270,000    | 737,000     |           |
|                                  | Sagpat Integrated School  |                    | 246,000    | 246,000     |           |
|                                  | Saguittang Integrated School  |                    | 218,000    | 218,000     |           |
|                                  | Sinipsip National High School   | 11,102,000         | 700,000    | 11,802,000  | 216,000   |
|                                  | Sinipsip National High School - Natubleng Extension                                     |                    | 372,000    | 372,000     | 150,000   |
|                                  | Tabio National High School  | 5,051,000          | 435,000    | 5,486,000   | 150,000   |
|                                  | Tacadang National High School   | 3,517,000          | 240,000    | 3,757,000   | 150,000   |
|                                  | Taloy Sur National High School  | 6,925,000          | 562,000    | 7,487,000   | 151,000   |
|                                  | Tawangan-Lusod National High School   | 4,698,000          | 396,000    | 5,094,000   | 150,000   |
|                                  | Tuba Central National High School   | 11,062,000         | 864,000    | 11,926,000  | 200,000   |
|                                  | Tublay National Trade High School   | 5,161,000          | 473,000    | 5,634,000   | 150,000   |
|                                  | Tublay School of Home Industries - Ambuklao Annex                                       |                    | 346,000    | 346,000     | 150,000   |



| REGION / SDO / SECONDARY SCHOOLS |  | JUNIOR HIGH SCHOOL |            |             | SENIOR HS |
|----------------------------------|--|--------------------|------------|-------------|-----------|
|                                  |  | PS                 | MOOE       | TOTAL       | MOOE      |
|                                  | Twin Peaks National High School (Tuba National High School, Twin Peaks)                              | 8,640,000          | 702,000    | 9,342,000   |           |
|                                  | Division of Ifugao   | 194,296,000        | 16,866,000 | 211,162,000 | 4,607,000 |
|                                  | Division Office - Proper   | 3,077,000          |            | 3,077,000   |           |
|                                  | Aguinaldo National High School   | 7,929,000          | 796,000    | 8,725,000   | 150,000   |
|                                  | Alupapan Integrated School   |                    | 367,000    | 367,000     | 150,000   |
|                                  | Asipulo National High School   | 9,149,000          | 823,000    | 9,972,000   | 179,000   |
|                                  | Ayangan National Agricultural & Vocational High School   | 5,064,000          | 428,000    | 5,492,000   | 150,000   |
|                                  | Banaue National High School Extension  |                    | 468,000    | 468,000     | 150,000   |
|                                  | Bangbang National High School  | 4,587,000          | 458,000    | 5,045,000   | 150,000   |
|                                  | Caba National High School  | 4,433,000          | 369,000    | 4,802,000   |           |
|                                  | Camandag National High School  | 3,619,000          | 383,000    | 4,002,000   | 150,000   |
|                                  | Caragasan National High School   | 7,074,000          | 653,000    | 7,727,000   |           |
|                                  | Danggo National High School  | 4,616,000          | 427,000    | 5,043,000   |           |
|                                  | Eastern Potia National High School   | 10,217,000         | 565,000    | 10,782,000  | 229,000   |
|                                  | Gohang National High School  | 9,417,000          | 696,000    | 10,113,000  | 150,000   |
|                                  | Haliap National High School  | 10,265,000         | 643,000    | 10,908,000  | 150,000   |
|                                  | Hapid National High School   | 17,461,000         | 570,000    | 18,031,000  | 150,000   |
|                                  | Hapid National High School - Bimpal Annex  |                    | 592,000    | 592,000     | 367,000   |
|                                  | Hungduan National High School  | 7,772,000          | 629,000    | 8,401,000   | 150,000   |
|                                  | Ifugao Provincial Science High School  | 7,222,000          | 578,000    | 7,800,000   | 514,000   |
|                                  | Kalanguya National High School   | 3,070,000          | 458,000    | 3,528,000   | 150,000   |
|                                  | Kiangan National High School   | 8,338,000          | 578,000    | 8,916,000   | 150,000   |
|                                  | Lagawe National High School  | 5,859,000          | 418,000    | 6,277,000   |           |
|                                  | Lawig National High School Extension   |                    | 330,000    | 330,000     |           |
|                                  | Mongilit Ligmayo National High School  | 5,846,000          | 488,000    | 6,334,000   |           |
|                                  | Mungayang National High School   |                    | 290,000    | 290,000     |           |
|                                  | Natak National High School (Haliap National High School - Ammoweg Annex)                             | 3,159,000          | 338,000    | 3,497,000   | 150,000   |
|                                  | Pinto National High School   | 8,550,000          | 679,000    | 9,229,000   | 150,000   |
|                                  | Rufino E. Chungalao Science High School  | 4,749,000          | 406,000    | 5,155,000   | 150,000   |
|                                  | Southern Hingyon National High School  | 11,362,000         | 766,000    | 12,128,000  |           |
|                                  | Tinoc National High School   | 11,383,000         | 811,000    | 12,194,000  | 241,000   |
|                                  | Tulaed National High School  | 5,944,000          | 532,000    | 6,476,000   |           |
|                                  | Ubao National High School  | 14,134,000         | 918,000    | 15,052,000  | 307,000   |
|                                  | Ubao National High School Extension  |                    | 409,000    | 409,000     | 150,000   |
|                                  | SHS within Namulditan ES   |                    |            |             | 370,000   |
|                                  | Division of Kalinga  | 154,630,000        | 13,233,000 | 167,863,000 | 4,328,000 |
|                                  | Division Office - Proper   | 2,656,000          |            | 2,656,000   |           |
|                                  | Allaquia National High School  | 3,543,000          | 408,000    | 3,951,000   | 150,000   |
|                                  | Asibanglan National High School (Kalinga National High School - Asibanglan Annex)                    | 4,075,000          | 377,000    | 4,452,000   |           |
|                                  | Balbalan National High School  |                    | 392,000    | 392,000     | 150,000   |
|                                  | Bangad National High School  | 5,626,000          | 538,000    | 6,164,000   | 150,000   |
|                                  | Batong Buhay National High School (Pasil National High School - Batong Buhay Annex)                  | 5,397,000          | 400,000    | 5,797,000   | 150,000   |
|                                  | Biga National High School  | 2,723,000          | 329,000    | 3,052,000   | 150,000   |
|                                  | Cal-owan Agricultural and Vocational National High School  | 6,871,000          | 678,000    | 7,549,000   | 206,000   |
|                                  | Camalog National High School   | 8,311,000          | 562,000    | 8,873,000   | 150,000   |
|                                  | Cawagayan National High School   | 8,056,000          | 568,000    | 8,624,000   | 150,000   |
|                                  | Central Pasil National High School (Pasil National High School - Amdalao National High School Annex) | 8,938,000          | 587,000    | 9,525,000   | 150,000   |
|                                  | Kinama National High School  | 6,494,000          | 603,000    | 7,097,000   | 170,000   |
|                                  | Limos National High School   | 7,270,000          | 413,000    | 7,683,000   | 150,000   |
|                                  | Lubuagan National High School  | 5,793,000          | 531,000    | 6,324,000   | 151,000   |
|                                  | Macutay-Palao National High School   | 10,492,000         | 880,000    | 11,372,000  | 341,000   |
|                                  | Magtoma National High School   | 10,579,000         | 641,000    | 11,220,000  | 150,000   |
|                                  | Malagnat National High School  | 403,000            | 480,000    | 883,000     | 188,000   |
|                                  | Mananig National High School (Kalinga National High School - Mananig Annex)                          | 3,560,000          | 367,000    | 3,927,000   |           |
|                                  | Pasil National High School   | 6,911,000          | 469,000    | 7,380,000   | 150,000   |
|                                  | Santor National High School  | 2,023,000          | 378,000    | 2,401,000   | 150,000   |
|                                  | Socbot National High School (Cawagayan National High School - Socbot Annex)                          | 5,273,000          | 476,000    | 5,749,000   | 150,000   |
|                                  | Southern Tinglayan National High School  | 6,962,000          | 505,000    | 7,467,000   | 163,000   |
|                                  | Sumadel National High School   | 7,949,000          | 427,000    | 8,376,000   | 150,000   |

| REGION / SDO / SECONDARY SCHOOLS |  | JUNIOR HIGH SCHOOL |            |             | SENIOR HS |
|----------------------------------|--|--------------------|------------|-------------|-----------|
|                                  |  | PS                 | MOOE       | TOTAL       | MOOE      |
|                                  | Talocloc General Comprehensive National High School (Tanudan Vocational School - Talocloc Annex) | 4,018,000          | 386,000    | 4,404,000   | 150,000   |
|                                  | Tanudan National High School   | 6,973,000          | 392,000    | 7,365,000   | 150,000   |
|                                  | Tappo Vocational High School   | 6,366,000          | 562,000    | 6,928,000   |           |
|                                  | Tinglayan National High School   | 3,958,000          | 292,000    | 4,250,000   | 150,000   |
|                                  | Tulgao West Integrated School  |                    | 218,000    | 218,000     |           |
|                                  | Western Kalinga National High School   | 3,410,000          | 374,000    | 3,784,000   | 150,000   |
|                                  | SHS in Lubuagan, Kalinga   |                    |            |             | 409,000   |
|                                  | Division of Mt. Province   | 270,854,000        | 22,611,000 | 293,465,000 | 3,973,000 |
|                                  | Division Office - Proper   | 4,754,000          |            | 4,754,000   |           |
|                                  | Abatan National High School  | 3,410,000          | 368,000    | 3,778,000   |           |
|                                  | Agawa National High School   | 3,412,000          | 321,000    | 3,733,000   |           |
|                                  | Albago National High School  | 6,629,000          | 464,000    | 7,093,000   |           |
|                                  | Am-Am National High School   | 4,486,000          | 410,000    | 4,896,000   |           |
|                                  | Ankileng National High School  | 8,184,000          | 510,000    | 8,694,000   | 169,000   |
|                                  | Anonat National Agricultural and Vocational High School  | 4,061,000          | 476,000    | 4,537,000   | 150,000   |
|                                  | Bacarri National Trade Agricultural High School - Bunot Extension                                |                    | 255,000    | 255,000     |           |
|                                  | Bagnen National High School  | 3,731,000          | 407,000    | 4,138,000   |           |
|                                  | Balaoa National High School (Tadian School of Arts and Trades - Balaoa Extension)                | 3,435,000          | 329,000    | 3,764,000   |           |
|                                  | Balugan National High School   | 3,555,000          | 351,000    | 3,906,000   |           |
|                                  | Banao National High School   | 5,490,000          | 504,000    | 5,994,000   |           |
|                                  | Banawel National High School   | 3,002,000          | 372,000    | 3,374,000   |           |
|                                  | Bangaan National High School   | 7,616,000          | 579,000    | 8,195,000   |           |
|                                  | Banguitan National High School   | 3,448,000          | 341,000    | 3,789,000   |           |
|                                  | Bansa National High School   | 4,321,000          | 421,000    | 4,742,000   |           |
|                                  | Barlig National High School  | 6,792,000          | 449,000    | 7,241,000   |           |
|                                  | Belwang National High School   | 3,939,000          | 308,000    | 4,247,000   |           |
|                                  | Besao National High School   | 4,211,000          | 413,000    | 4,624,000   | 193,000   |
|                                  | Betwagan National High School  | 6,563,000          | 554,000    | 7,117,000   |           |
|                                  | Bunga National High School   | 2,848,000          | 380,000    | 3,228,000   |           |
|                                  | Buringal National High School  | 5,096,000          | 449,000    | 5,545,000   |           |
|                                  | Butigue National High School   | 7,273,000          | 481,000    | 7,754,000   | 332,000   |
|                                  | Cagubatan National High School   | 6,188,000          | 462,000    | 6,650,000   | 151,000   |
|                                  | Dacudac National High School   | 3,870,000          | 403,000    | 4,273,000   | 150,000   |
|                                  | Dalican National High School   | 3,601,000          | 361,000    | 3,962,000   |           |
|                                  | Data National High School  | 3,575,000          | 337,000    | 3,912,000   |           |
|                                  | Guinaang National High School  | 5,778,000          | 458,000    | 6,236,000   |           |
|                                  | Guinzadan National High School - Mayag Extension   | 1,223,000          | 289,000    | 1,512,000   |           |
|                                  | Kadaclan National High School  | 5,214,000          | 427,000    | 5,641,000   |           |
|                                  | Leseb National High School   | 3,760,000          | 348,000    | 4,108,000   |           |
|                                  | Lias National High School  | 3,539,000          | 330,000    | 3,869,000   |           |
|                                  | Lubon National High School   | 8,749,000          | 518,000    | 9,267,000   | 150,000   |
|                                  | Lubon National High School - Mabalite Extension  | 409,000            | 258,000    | 667,000     |           |
|                                  | Mabaay National High School  | 9,468,000          | 466,000    | 9,934,000   | 229,000   |
|                                  | Masla National High School   | 7,040,000          | 455,000    | 7,495,000   | 150,000   |
|                                  | Mt. Data National High School  | 9,560,000          | 726,000    | 10,286,000  | 454,000   |
|                                  | Namatec National High School   | 4,473,000          | 346,000    | 4,819,000   |           |
|                                  | Natonin Senior High School   |                    |            |             | 522,000   |
|                                  | Otucan-Bila National High School   | 7,012,000          | 520,000    | 7,532,000   | 293,000   |
|                                  | Palitod National High School   | 6,066,000          | 549,000    | 6,615,000   |           |
|                                  | Pingad National High School  | 7,927,000          | 602,000    | 8,529,000   | 323,000   |
|                                  | Sabangan National High School  | 6,945,000          | 484,000    | 7,429,000   | 150,000   |
|                                  | Saclit National High School  | 3,476,000          | 340,000    | 3,816,000   |           |
|                                  | Sadanga National Technical-Vocational and Skills Training High School                            | 7,397,000          | 553,000    | 7,950,000   | 183,000   |
|                                  | Sagada National High School  | 6,643,000          | 512,000    | 7,155,000   | 374,000   |
|                                  | Salio National Technical-Vocational and Skills Training High School                              | 3,754,000          | 358,000    | 4,112,000   |           |
|                                  | San Rafael National High School  | 6,299,000          | 502,000    | 6,801,000   |           |
|                                  | Sta. Isabel National High School   | 5,068,000          | 423,000    | 5,491,000   |           |
|                                  | Subaba National High School  | 3,448,000          | 389,000    | 3,837,000   |           |
|                                  | Talubin National High School   | 4,850,000          | 386,000    | 5,236,000   |           |
|                                  | Tamboan National High School   | 3,472,000          | 350,000    | 3,822,000   |           |
|                                  | Tapapan National High School   | 5,640,000          | 500,000    | 6,140,000   |           |
|                                  | Tipunan National High School   | 6,366,000          | 480,000    | 6,846,000   |           |

| REGION / SDO / SECONDARY SCHOOLS |  |  | JUNIOR HIGH SCHOOL |             |               | SENIOR HS  |
|----------------------------------|--|--|--------------------|-------------|---------------|------------|
|                                  |  |  | PS                 | MOOE        | TOTAL         | MOOE       |
|                                  |  | Tucucan National High School   | 3,788,000          | 337,000     | 4,125,000     |            |
|                                  |  |  |                    |             |               |            |
|                                  |  | Division of Tabuk City   | 87,756,000         | 7,882,000   | 95,638,000    | 1,378,000  |
|                                  |  | Division Office - Proper   | 1,362,000          |             | 1,362,000     |            |
|                                  |  | Agbannawag National High School  | 21,059,000         | 1,393,000   | 22,452,000    | 477,000    |
|                                  |  | Bado Dangwa National High School (Tuga National High School - Bado Dangwa Annex) | 6,663,000          | 516,000     | 7,179,000     | 151,000    |
|                                  |  | Balawag National High School   | 5,095,000          | 422,000     | 5,517,000     | 150,000    |
|                                  |  | Balong National High School (Tabuk National High School - Balong Annex)          | 6,270,000          | 515,000     | 6,785,000     |            |
|                                  |  | Bulo National High School (Sumadel National High School - Bulo Annex)            | 5,439,000          | 427,000     | 5,866,000     |            |
|                                  |  | Calaccad National High School  | 5,572,000          | 462,000     | 6,034,000     |            |
|                                  |  | Cudal National High School   | 5,819,000          | 515,000     | 6,334,000     | 150,000    |
|                                  |  | Dilag Integrated School  | 2,936,000          | 325,000     | 3,261,000     | 150,000    |
|                                  |  | Eastern Kalinga National High School   | 3,731,000          | 389,000     | 4,120,000     |            |
|                                  |  | Lacnog Integrated School   |                    | 189,000     | 189,000       |            |
|                                  |  | Maledda Integrated School  |                    | 206,000     | 206,000       |            |
|                                  |  | Nambaran Agro- Industrial National High School (Nambaran National High School)   | 6,267,000          | 598,000     | 6,865,000     | 150,000    |
|                                  |  | Nambucayan National High School  | 4,085,000          | 398,000     | 4,483,000     |            |
|                                  |  | Naneng National High School  | 7,145,000          | 438,000     | 7,583,000     |            |
|                                  |  | Naneng National High School - Mosimos Extension                                  |                    | 371,000     | 371,000       |            |
|                                  |  | New Tanglag National High School   | 6,313,000          | 521,000     | 6,834,000     | 150,000    |
|                                  |  | Toppan Integrated School   |                    | 197,000     | 197,000       |            |
|                                  |  |  |                    |             |               |            |
|                                  |  | Region II - Cagayan Valley   | 2,439,457,000      | 218,755,000 | 2,658,212,000 | 71,161,000 |
|                                  |  |  |                    |             |               |            |
|                                  |  | Division of Batanes  | 31,561,000         | 2,196,000   | 33,757,000    | 750,000    |
|                                  |  | Division Office - Proper   | 480,000            |             | 480,000       |            |
|                                  |  | Batanes General Comprehensive High School (BPC-Uyugan High School)               | 5,440,000          | 377,000     | 5,817,000     | 150,000    |
|                                  |  | Itbud Integrated School  | 4,942,000          | 374,000     | 5,316,000     | 150,000    |
|                                  |  | Ivana National High School   | 8,710,000          | 464,000     | 9,174,000     | 150,000    |
|                                  |  | Mahatao National High School   | 8,722,000          | 457,000     | 9,179,000     | 150,000    |
|                                  |  | Raele Integrated School  | 3,267,000          | 329,000     | 3,596,000     | 150,000    |
|                                  |  | Valugan Integrated School  |                    | 195,000     | 195,000       |            |
|                                  |  |  |                    |             |               |            |
|                                  |  | Division of Cagayan  | 1,020,239,000      | 78,596,000  | 1,098,835,000 | 31,999,000 |
|                                  |  | Division Office - Proper   | 15,369,000         |             | 15,369,000    |            |
|                                  |  | Afusing National High School   | 14,674,000         | 961,000     | 15,635,000    | 373,000    |
|                                  |  | Alcala Rural School - Baybayog   | 20,625,000         | 1,458,000   | 22,083,000    | 809,000    |
|                                  |  | Alig Valley National High School   | 6,457,000          | 460,000     | 6,917,000     | 150,000    |
|                                  |  | Amulung National High School - Baculud Extension                                 | 883,000            | 423,000     | 1,306,000     | 150,000    |
|                                  |  | Andarayan National High School   | 29,522,000         | 1,989,000   | 31,511,000    | 1,080,000  |
|                                  |  | Aparri East National High School   | 27,613,000         | 1,979,000   | 29,592,000    | 1,073,000  |
|                                  |  | Babuyan Claro Integrated School  | 4,324,000          | 423,000     | 4,747,000     | 150,000    |
|                                  |  | Baggao National Agricultural School - Sta. Margarita Annex                       | 8,298,000          | 1,019,000   | 9,317,000     | 404,000    |
|                                  |  | Baggao National High School  | 32,631,000         | 2,046,000   | 34,677,000    | 1,100,000  |
|                                  |  | Baggao National High School - Agaman Annex                                       | 7,930,000          | 743,000     | 8,673,000     | 252,000    |
|                                  |  | Baggao National High School - Imurung Annex                                      | 9,225,000          | 785,000     | 10,010,000    | 264,000    |
|                                  |  | Baggao National School of Arts and Trades  | 19,125,000         | 1,385,000   | 20,510,000    | 522,000    |
|                                  |  | Ballesteros National High School   | 37,626,000         | 2,841,000   | 40,467,000    | 1,582,000  |
|                                  |  | Baua High School - Cabiraoan Annex   | 5,339,000          | 556,000     | 5,895,000     | 163,000    |
|                                  |  | Baua National High School  | 15,980,000         | 1,059,000   | 17,039,000    | 396,000    |
|                                  |  | Bayabat National High School   | 11,742,000         | 663,000     | 12,405,000    | 193,000    |
|                                  |  | Bayabat National High School - La Suerte Extension                               | 1,818,000          | 410,000     | 2,228,000     | 150,000    |
|                                  |  | Bidduang National High School  | 9,135,000          | 636,000     | 9,771,000     | 234,000    |
|                                  |  | Bural Integrated School  | 1,214,000          | 224,000     | 1,438,000     |            |
|                                  |  | Cabatacan High School  | 12,691,000         | 779,000     | 13,470,000    | 273,000    |
|                                  |  | Cabatacan High School - Nabannagan Annex   | 7,897,000          | 676,000     | 8,573,000     | 170,000    |
|                                  |  | Cabbo National High School   | 13,582,000         | 1,011,000   | 14,593,000    | 328,000    |
|                                  |  | Calaoagan Dackel National High School  | 32,309,000         | 1,435,000   | 33,744,000    | 685,000    |
|                                  |  | Calaoagan Dackel National High School- Capissayan Annex                          |                    | 758,000     | 758,000       | 334,000    |
|                                  |  | Calayan High School  | 19,784,000         | 849,000     | 20,633,000    | 605,000    |
|                                  |  | Calayan High School - Dibay Extension  | 2,174,000          | 409,000     | 2,583,000     |            |
|                                  |  | Calayan High School Annex (Camiguin)   | 3,716,000          | 546,000     | 4,262,000     |            |

| REGION / SDO / SECONDARY SCHOOLS |   | JUNIOR HIGH SCHOOL |           |            | SENIOR HS |
|----------------------------------|---|--------------------|-----------|------------|-----------|
|                                  |   | PS                 | MOOE      | TOTAL      | MOOE      |
|                                  | Calayan High School- Dilam Extension                                    |                    | 332,000   | 332,000    |           |
|                                  | Callao Norte High School  | 7,819,000          | 541,000   | 8,360,000  | 150,000   |
|                                  | Casambalangan National High School (Sta. Ana High School)               | 10,814,000         | 798,000   | 11,612,000 | 271,000   |
|                                  | Cataratan Integrated School   | 3,602,000          | 402,000   | 4,004,000  | 150,000   |
|                                  | Catotoran Integrated School   | 1,277,000          | 393,000   | 1,670,000  |           |
|                                  | Claveria National High School   | 3,772,000          | 382,000   | 4,154,000  | 150,000   |
|                                  | Cordova National High School  | 17,696,000         | 1,097,000 | 18,793,000 | 493,000   |
|                                  | Cordova National High School - Pacac Grande - Tana Extension            | 9,226,000          | 917,000   | 10,143,000 | 373,000   |
|                                  | Dadda National High School  | 6,417,000          | 540,000   | 6,957,000  | 224,000   |
|                                  | Dassun National High School   | 9,423,000          | 783,000   | 10,206,000 | 248,000   |
|                                  | David M. Puzon Memorial National High School                            | 15,351,000         | 1,025,000 | 16,376,000 | 419,000   |
|                                  | Don Mariano Marcos High School  | 18,546,000         | 1,221,000 | 19,767,000 | 545,000   |
|                                  | Don Severino Paglilauan High School (Nannarian National High School)    | 16,144,000         | 1,122,000 | 17,266,000 | 436,000   |
|                                  | Dungao Integrated School  | 810,000            | 277,000   | 1,087,000  |           |
|                                  | Felipe Tuzon Agricultural High School                                   | 4,351,000          | 379,000   | 4,730,000  | 150,000   |
|                                  | Gadu National High School   | 35,836,000         | 1,772,000 | 37,608,000 | 761,000   |
|                                  | Gadu National High School-Nangalisan Extension                          |                    | 846,000   | 846,000    | 433,000   |
|                                  | Gammad National High School   | 11,441,000         | 870,000   | 12,311,000 | 321,000   |
|                                  | Gonzaga National High School - Sta. Clara Annex                         |                    | 382,000   | 382,000    | 183,000   |
|                                  | Hacienda Intal National High School (Baggao National High School)       | 13,553,000         | 1,011,000 | 14,564,000 | 376,000   |
|                                  | Illuru High School  | 11,893,000         | 755,000   | 12,648,000 | 296,000   |
|                                  | Ipil High School  | 6,921,000          | 594,000   | 7,515,000  | 215,000   |
|                                  | Itawes National Agriculture and Technological School - Bagumbayan Annex | 8,534,000          | 869,000   | 9,403,000  | 279,000   |
|                                  | Itawes National High School   | 24,226,000         | 1,890,000 | 26,116,000 | 1,017,000 |
|                                  | Lal-lo National High School   | 42,270,000         | 2,612,000 | 44,882,000 | 1,574,000 |
|                                  | Lal-lo National High School - Bulala Norte Annex                        | 6,645,000          | 593,000   | 7,238,000  | 174,000   |
|                                  | Lal-lo National High School - Cabayabasan Annex                         | 2,280,000          | 456,000   | 2,736,000  | 160,000   |
|                                  | Lemu National High School   | 15,100,000         | 886,000   | 15,986,000 | 403,000   |
|                                  | Libertad High School  | 22,181,000         | 1,530,000 | 23,711,000 | 873,000   |
|                                  | Licerio Antiporda, Sr. High School                                      | 20,755,000         | 1,215,000 | 21,970,000 | 546,000   |
|                                  | Licerio Antiporda, Sr. High School - Dalaya Extension                   | 1,352,000          | 446,000   | 1,798,000  | 176,000   |
|                                  | Licerio Antiporda, Sr. High School - Sta. Isabel Extension              | 1,352,000          | 452,000   | 1,804,000  | 150,000   |
|                                  | Lipatan Integrated School   | 403,000            | 229,000   | 632,000    |           |
|                                  | Logac National High School (Lallo National High School - Logac Annex)   | 17,179,000         | 1,120,000 | 18,299,000 | 488,000   |
|                                  | Magalalag National High School  | 16,074,000         | 978,000   | 17,052,000 | 481,000   |
|                                  | Magapit National High School  | 11,286,000         | 847,000   | 12,133,000 | 344,000   |
|                                  | Mapurao Integrated Learning School                                      | 3,602,000          | 381,000   | 3,983,000  |           |
|                                  | Matucay High School   | 11,203,000         | 862,000   | 12,065,000 | 383,000   |
|                                  | Mauanan High School   | 8,199,000          | 593,000   | 8,792,000  | 204,000   |
|                                  | Minabel Integrated School   | 810,000            | 332,000   | 1,142,000  |           |
|                                  | Namuccayan Integrated School  | 3,021,000          | 438,000   | 3,459,000  | 150,000   |
|                                  | Pattao National High School   | 16,394,000         | 1,088,000 | 17,482,000 | 463,000   |
|                                  | Pattao National High School - Maddalero Extension                       | 467,000            | 358,000   | 825,000    | 150,000   |
|                                  | Peñablanca East National High School                                    | 10,147,000         | 792,000   | 10,939,000 | 266,000   |
|                                  | Piat National High School   | 21,684,000         | 1,455,000 | 23,139,000 | 715,000   |
|                                  | Rebecca Comprehensive High School                                       | 15,710,000         | 1,334,000 | 17,044,000 | 692,000   |
|                                  | Rebecca High School   | 18,217,000         | 932,000   | 19,149,000 | 250,000   |
|                                  | Sampaguita National High School   | 18,311,000         | 1,337,000 | 19,648,000 | 559,000   |
|                                  | San Isidro Integrated School  | 810,000            | 432,000   | 1,242,000  |           |
|                                  | San Juan Integrated School  | 403,000            | 233,000   | 636,000    |           |
|                                  | Sanchez Mira High School  | 10,058,000         | 832,000   | 10,890,000 | 392,000   |
|                                  | Sicalao Integrated School   | 4,884,000          | 431,000   | 5,315,000  | 150,000   |
|                                  | Sta. Praxedes High School   | 7,947,000          | 645,000   | 8,592,000  | 250,000   |
|                                  | Sta. Teresita National High School                                      | 21,036,000         | 1,432,000 | 22,468,000 | 635,000   |
|                                  | Sta. Teresita National High School - Luga Extension                     | 4,116,000          | 454,000   | 4,570,000  | 150,000   |
|                                  | Sto. Niño National High School  | 19,738,000         | 1,362,000 | 21,100,000 | 726,000   |
|                                  | Sto. Niño National High School - Abariangan Annex                       | 8,523,000          | 710,000   | 9,233,000  | 247,000   |
|                                  | Sto. Niño National High School - Lubo Extension                         | 5,962,000          | 563,000   | 6,525,000  | 150,000   |
|                                  | Taguing Integrated School   | 403,000            | 271,000   | 674,000    |           |
|                                  | Tuao Vocational and Technical School - Culung Annex                     | 10,002,000         | 1,026,000 | 11,028,000 | 268,000   |
|                                  | Tuao Vocational and Technical School - Malummin Annex                   | 4,678,000          | 643,000   | 5,321,000  | 270,000   |
|                                  | Tuao Vocational and Technical School - Pata Extension                   | 4,029,000          | 421,000   | 4,450,000  | 150,000   |
|                                  | Utan Integrated School  | 4,315,000          | 451,000   | 4,766,000  | 150,000   |
|                                  | Valley Cove Integrated School   | 3,365,000          | 381,000   | 3,746,000  |           |

| REGION / SDO / SECONDARY SCHOOLS |   | JUNIOR HIGH SCHOOL |            |             | SENIOR HS  |
|----------------------------------|---|--------------------|------------|-------------|------------|
|                                  |   | PS                 | MOOE       | TOTAL       | MOOE       |
|                                  | Vicente D. Trinidad National High School - TA. Sta Rosa Annex                                   | 6,002,000          | 607,000    | 6,609,000   | 156,000    |
|                                  | Western Enrile Vocational School  | 9,991,000          | 715,000    | 10,706,000  | 174,000    |
|                                  |   |                    |            |             |            |
|                                  | Division of Cauayan City  | 90,936,000         | 8,931,000  | 99,867,000  | 2,768,000  |
|                                  | Division Office - Proper  | 1,380,000          |            | 1,380,000   |            |
|                                  | Buyon Integrated School   |                    | 208,000    | 208,000     |            |
|                                  | Cauayan City National High School - Cabaruan Annex  | 947,000            | 372,000    | 1,319,000   | 150,000    |
|                                  | Cauayan City National High School - Research Annex  | 5,302,000          | 665,000    | 5,967,000   | 186,000    |
|                                  | Cauayan National High School - Marabulig Extension  |                    | 552,000    | 552,000     | 209,000    |
|                                  | Gappal National High School   | 10,604,000         | 733,000    | 11,337,000  | 243,000    |
|                                  | Linglingay National High School - (Isabela National High School Linglingay Extension)           | 5,354,000          | 416,000    | 5,770,000   | 150,000    |
|                                  | Pinoma National High School (Isabela National High School - Pinoma Extension)                   | 10,718,000         | 975,000    | 11,693,000  | 328,000    |
|                                  | San Antonio National High School  | 8,652,000          | 666,000    | 9,318,000   | 209,000    |
|                                  | San Luis Integrated School  | 403,000            | 247,000    | 650,000     |            |
|                                  | Sillawit National High School   | 7,922,000          | 674,000    | 8,596,000   | 211,000    |
|                                  | Villa Concepcion High School - Baculod Annex  | 474,000            | 467,000    | 941,000     | 150,000    |
|                                  | Villa Concepcion High School - Rogus Extension  | 942,000            | 570,000    | 1,512,000   | 153,000    |
|                                  | Villa Concepcion National High School   | 28,177,000         | 1,484,000  | 29,661,000  | 538,000    |
|                                  | West Tabacal High School (Isabela National High School - West Tabacal Region High School Annex) | 10,061,000         | 902,000    | 10,963,000  | 241,000    |
|                                  |   |                    |            |             |            |
|                                  | Division of Ilagan City   | 91,062,000         | 8,959,000  | 100,021,000 | 2,326,000  |
|                                  | Division Office - Proper  | 1,539,000          |            | 1,539,000   |            |
|                                  | Abuan National High School  | 810,000            | 294,000    | 1,104,000   |            |
|                                  | Alinguigan 2nd Integrated School  | -                  | 215,000    | 215,000     |            |
|                                  | Dappat Integrated School (Isabela National High School- Dappat Extension)                       | 7,859,000          | 592,000    | 8,451,000   | 195,000    |
|                                  | Gayong-gayong Integrated School   | 3,721,000          | 432,000    | 4,153,000   | 150,000    |
|                                  | Ilagan East Integrated SPED Center  | 810,000            | 252,000    | 1,062,000   |            |
|                                  | Ilagan Sports High School   | 9,143,000          | 602,000    | 9,745,000   |            |
|                                  | Isabela School of Arts and Trades - Cabannungan Annex   | 2,365,000          | 902,000    | 3,267,000   | 192,000    |
|                                  | Lupigue Integrated School   | 7,356,000          | 541,000    | 7,897,000   | 151,000    |
|                                  | Manaring Integrated School  | 10,355,000         | 899,000    | 11,254,000  | 227,000    |
|                                  | Rang-Ayan National High School (Isabela National High School- Rang-ayan Annex)                  | 12,595,000         | 937,000    | 13,532,000  | 362,000    |
|                                  | San Antonio Agricultural High School - San Rafael Annex   | 7,837,000          | 873,000    | 8,710,000   | 303,000    |
|                                  | San Lorenzo Integrated School   | 8,789,000          | 741,000    | 9,530,000   | 234,000    |
|                                  | San Pedro Integrated School   | 3,720,000          | 389,000    | 4,109,000   |            |
|                                  | Sindun Bayabo Integrated School   | 1,277,000          | 323,000    | 1,600,000   | 150,000    |
|                                  | Sta. Isabel National High School  | 12,886,000         | 967,000    | 13,853,000  | 362,000    |
|                                  |   |                    |            |             |            |
|                                  | Division of Isabela   | 738,189,000        | 72,847,000 | 811,036,000 | 21,709,000 |
|                                  | Division Office - Proper  | 12,413,000         |            | 12,413,000  |            |
|                                  | Addalam Region High School - Divinan Annex  | 1,249,000          | 321,000    | 1,570,000   |            |
|                                  | Alfreda Albano National High School - Masiapi Annex   |                    | 508,000    | 508,000     |            |
|                                  | Alibadabad National High School   | 9,873,000          | 859,000    | 10,732,000  | 316,000    |
|                                  | Alicia Vocational School  | 13,048,000         | 1,018,000  | 14,066,000  | 339,000    |
|                                  | Andabuen National High School   | 10,476,000         | 882,000    | 11,358,000  | 344,000    |
|                                  | Antagan National High School (Isabela National High School - Antagan I Annex)                   | 10,664,000         | 797,000    | 11,461,000  | 279,000    |
|                                  | Aurora Senior High School   |                    |            |             | 2,266,000  |
|                                  | Ayod Integrated School  |                    | 236,000    | 236,000     |            |
|                                  | Bacnor National High School (Calaguian National High School - Bacnor Annex)                     | 10,112,000         | 783,000    | 10,895,000  | 232,000    |
|                                  | Bagnos Integrated School  |                    | 227,000    | 227,000     |            |
|                                  | Balagan Integrated School   | 403,000            | 242,000    | 645,000     |            |
|                                  | Balliao Integrated School   | 403,000            | 270,000    | 673,000     |            |
|                                  | Banquero Integrated School  | 4,147,000          | 502,000    | 4,649,000   |            |
|                                  | Barucboc National High School   | 10,020,000         | 859,000    | 10,879,000  | 252,000    |
|                                  | Bayabo East Integrated School   |                    | 261,000    | 261,000     |            |
|                                  | Bayabo Integrated School  | 6,366,000          | 498,000    | 6,864,000   |            |
|                                  | Biga Integrated School  |                    | 212,000    | 212,000     |            |
|                                  | Bimonton Integrated School  | 4,225,000          | 446,000    | 4,671,000   | 150,000    |
|                                  | Bitabian National High School   | 470,000            | 364,000    | 834,000     |            |
|                                  | Buenaventura G. Masigan National High School  | 12,887,000         | 893,000    | 13,780,000  | 358,000    |

| REGION / SDO / SECONDARY SCHOOLS |  | JUNIOR HIGH SCHOOL |           |            | SENIOR HS |
|----------------------------------|--|--------------------|-----------|------------|-----------|
|                                  |  | PS                 | MOOE      | TOTAL      | MOOE      |
|                                  | Cabaruan Integrated School   | 9,325,000          | 664,000   | 9,989,000  | 227,000   |
|                                  | Cadoria High School  | 9,405,000          | 705,000   | 10,110,000 | 206,000   |
|                                  | Cadsalan Integrated School   | 4,286,000          | 432,000   | 4,718,000  |           |
|                                  | Cebu Integrated School   | 4,194,000          | 388,000   | 4,582,000  | 150,000   |
|                                  | Colorado Integrated School   | 5,162,000          | 497,000   | 5,659,000  |           |
|                                  | Cordon National High School  |                    | 808,000   | 808,000    | 309,000   |
|                                  | Cubag Integrated School  | 403,000            | 279,000   | 682,000    |           |
|                                  | Cumabao Integrated School  | 9,365,000          | 855,000   | 10,220,000 | 310,000   |
|                                  | Cumu Integrated School   | 4,041,000          | 397,000   | 4,438,000  |           |
|                                  | Dabubu High School   | 15,066,000         | 800,000   | 15,866,000 | 247,000   |
|                                  | Dalena High School   | 3,675,000          | 526,000   | 4,201,000  |           |
|                                  | Daragutan West Integrated School   | 810,000            | 278,000   | 1,088,000  |           |
|                                  | Del Pilar Integrated School  | 7,131,000          | 586,000   | 7,717,000  | 150,000   |
|                                  | Delfin Albano (Magsaysay) Stand Alone Senior High School   |                    |           |            | 973,000   |
|                                  | Delfin Albano High School - San Juan Annex   | 7,390,000          | 907,000   | 8,297,000  | 438,000   |
|                                  | Diadi Region High School   | 11,052,000         | 937,000   | 11,989,000 | 323,000   |
|                                  | Dibewan Integrated School  | 403,000            | 242,000   | 645,000    |           |
|                                  | Dibulo Integrated School   |                    | 300,000   | 300,000    |           |
|                                  | Dicamay National High School   | 1,626,000          | 387,000   | 2,013,000  |           |
|                                  | Dicamay Integrated School  | 2,992,000          | 369,000   | 3,361,000  | 150,000   |
|                                  | Dietban Integrated School  | 5,654,000          | 498,000   | 6,152,000  |           |
|                                  | Dinapigue National High School   | 9,692,000          | 753,000   | 10,445,000 | 273,000   |
|                                  | Dingading Integrated School  | 7,148,000          | 534,000   | 7,682,000  | 150,000   |
|                                  | Divilacan National High School (Isabela National High School - Divilacan Annex)                    | 6,845,000          | 563,000   | 7,408,000  | 192,000   |
|                                  | Dolores Integrated School  | 2,727,000          | 352,000   | 3,079,000  |           |
|                                  | Doña Josefa E. Marcos National High School   | 9,608,000          | 739,000   | 10,347,000 | 181,000   |
|                                  | Doña Magdalena Gaffud National High School   | 9,391,000          | 800,000   | 10,191,000 | 310,000   |
|                                  | Dorganda High School   | 4,185,000          | 409,000   | 4,594,000  | 150,000   |
|                                  | Duroc Integrated School  | 3,682,000          | 250,000   | 3,932,000  |           |
|                                  | Echague National High School   | 25,570,000         | 1,735,000 | 27,305,000 | 944,000   |
|                                  | Eden Integrated School   | 2,164,000          | 388,000   | 2,552,000  | 150,000   |
|                                  | Fermeldy National High School  | 11,644,000         | 988,000   | 12,632,000 | 364,000   |
|                                  | Fugaru Integrated School   | 3,710,000          | 384,000   | 4,094,000  |           |
|                                  | Gamu Rural School - Junction Upi Annex   | 3,276,000          | 649,000   | 3,925,000  |           |
|                                  | General Emilio Aguinaldo National High School  | 12,465,000         | 926,000   | 13,391,000 | 319,000   |
|                                  | Highway Region High School   | 6,817,000          | 611,000   | 7,428,000  | 190,000   |
|                                  | Ibujan Integrated School   |                    | 204,000   | 204,000    |           |
|                                  | Imbiao Integrated School   |                    | 207,000   | 207,000    |           |
|                                  | Imelda Marcos High School - Mabbayad Annex   | 403,000            | 336,000   | 739,000    |           |
|                                  | Imelda Marcos National High School   | 9,893,000          | 829,000   | 10,722,000 | 300,000   |
|                                  | Ingud - Ramona Integrated School   | 3,271,000          | 357,000   | 3,628,000  |           |
|                                  | Isabela SPED Center Extension ( School for the Deaf)   |                    | 244,000   | 244,000    |           |
|                                  | Isabela Sports Senior High School  |                    |           |            | 366,000   |
|                                  | Jones Rural School - Malannit Annex  | 409,000            | 318,000   | 727,000    |           |
|                                  | Josefina Albano National High School (San Antonio High School - Paragu Extension)                  | 5,637,000          | 450,000   | 6,087,000  | 150,000   |
|                                  | La Paz National High School  | 7,613,000          | 634,000   | 8,247,000  | 204,000   |
|                                  | La Suerte High School (Isabela National High School - La Suerte Extension)                         | 6,020,000          | 516,000   | 6,536,000  |           |
|                                  | Lanna National High School (Isabela National High School - Camp Samal Annex)                       | 12,224,000         | 916,000   | 13,140,000 | 349,000   |
|                                  | Lanting Region National High School (Roxas National High School - Lanting Region Annex)            | 11,418,000         | 823,000   | 12,241,000 | 263,000   |
|                                  | Lapogan Integrated School  |                    | 284,000   | 284,000    |           |
|                                  | Lomboy Integrated School   | 7,211,000          | 544,000   | 7,755,000  |           |
|                                  | Luis Fe - Gomez Diamantina National High School (Cabatuan National High School - Diamantina Annex) | 8,743,000          | 717,000   | 9,460,000  | 216,000   |
|                                  | Luna General Comprehensive High School   | 8,343,000          | 663,000   | 9,006,000  | 192,000   |
|                                  | Macaniao Integrated School   | 7,091,000          | 554,000   | 7,645,000  |           |
|                                  | Maconacon National High School   | 7,195,000          | 615,000   | 7,810,000  | 170,000   |
|                                  | Malalinta National High School   | 3,855,000          | 508,000   | 4,363,000  | 150,000   |
|                                  | Mallig National High School - Centro I Annex   | 810,000            | 686,000   | 1,496,000  | 163,000   |
|                                  | Mallig National High School - Main   | 21,477,000         | 1,158,000 | 22,635,000 | 349,000   |
|                                  | Maluno Integrated School   | 4,443,000          | 457,000   | 4,900,000  |           |
|                                  | Manuel L. Quezon National High School  | 6,662,000          | 495,000   | 7,157,000  | 150,000   |
|                                  | Marannao Integrated School   | 4,090,000          | 350,000   | 4,440,000  |           |
|                                  | Minagbag High School   | 7,661,000          | 657,000   | 8,318,000  |           |



| REGION / SDO / SECONDARY SCHOOLS |  |  | JUNIOR HIGH SCHOOL |           |            | SENIOR HS |
|----------------------------------|--|--|--------------------|-----------|------------|-----------|
|                                  |  |  | PS                 | MOOE      | TOTAL      | MOOE      |
|                                  |  | Monico Rarama National High School (Muñoz High School Extension)                 | 6,775,000          | 623,000   | 7,398,000  | 167,000   |
|                                  |  | Naganacan - Villabuena National High School                                      | 6,614,000          | 574,000   | 7,188,000  | 150,000   |
|                                  |  | New Magsaysay Integrated School  | 1,226,000          | 298,000   | 1,524,000  |           |
|                                  |  | Nueva Era National High School   |                    | 432,000   | 432,000    |           |
|                                  |  | Palanan School of Agriculture and Trades   | 3,246,000          | 820,000   | 4,066,000  |           |
|                                  |  | Palawan Integrated School  | 4,028,000          | 377,000   | 4,405,000  |           |
|                                  |  | Palayan Region High School (Palayan National High School)                        | 14,608,000         | 1,050,000 | 15,658,000 | 376,000   |
|                                  |  | Pangal Sur National High School  | 7,248,000          | 623,000   | 7,871,000  | 213,000   |
|                                  |  | Panninan Integrated School   | 403,000            | 247,000   | 650,000    |           |
|                                  |  | Ragan Sur National High School (San Antonio High School - Ragan Sur Annex)       | 9,640,000          | 900,000   | 10,540,000 | 374,000   |
|                                  |  | Rang-Ayan Integrated School  | 3,939,000          | 383,000   | 4,322,000  |           |
|                                  |  | Reina Mercedes Integrated School   |                    | 229,000   | 229,000    |           |
|                                  |  | Reina Mercedes National High School  | 5,779,000          | 663,000   | 6,442,000  | 199,000   |
|                                  |  | Rizal Comprehensive National High School   | 8,741,000          | 600,000   | 9,341,000  |           |
|                                  |  | Rizal Integrated School  | 3,961,000          | 400,000   | 4,361,000  | 150,000   |
|                                  |  | Roxas National High School - Matusalem Annex                                     | 2,872,000          | 396,000   | 3,268,000  | 150,000   |
|                                  |  | Roxas Stand Alone Senior High School   |                    |           |            | 1,505,000 |
|                                  |  | San Antonino National High School  | 13,370,000         | 1,072,000 | 14,442,000 | 319,000   |
|                                  |  | San Antonio High School - Aneg Extension   | 3,284,000          | 371,000   | 3,655,000  |           |
|                                  |  | San Guillermo Agro-Industrial School (San Guillermo VIS)                         | 13,076,000         | 1,023,000 | 14,099,000 | 546,000   |
|                                  |  | San Isidro Integrated School   | 2,831,000          | 306,000   | 3,137,000  |           |
|                                  |  | San Jose Integrated School   | 5,198,000          | 538,000   | 5,736,000  | 150,000   |
|                                  |  | San Juan Integrated School   | 5,262,000          | 402,000   | 5,664,000  |           |
|                                  |  | San Mariano II Central Integrated School   | 2,892,000          | 590,000   | 3,482,000  |           |
|                                  |  | San Mariano National High School - Cataguig Extension                            | 474,000            | 318,000   | 792,000    |           |
|                                  |  | San Mariano National High School - Old San Mariano Extension                     | 1,281,000          | 333,000   | 1,614,000  |           |
|                                  |  | San Mariano National High School - Daragutan East Extension                      | 6,647,000          | 564,000   | 7,211,000  | 243,000   |
|                                  |  | San Mateo National High School   | 13,547,000         | 973,000   | 14,520,000 | 367,000   |
|                                  |  | San Mateo Vocational High School - Annex Old Centro Proper                       | 4,620,000          | 549,000   | 5,169,000  | 154,000   |
|                                  |  | San Miguel Integrated School   | 12,232,000         | 972,000   | 13,204,000 | 387,000   |
|                                  |  | San Sebastian Integrated School, Jones   |                    | 236,000   | 236,000    |           |
|                                  |  | San Sebastian Integrated School, Ramon   | 9,180,000          | 783,000   | 9,963,000  | 261,000   |
|                                  |  | San Vicente Integrated School  |                    | 245,000   | 245,000    |           |
|                                  |  | Sgt. Prospero Bello High School - Dumaweng Annex                                 | 934,000            | 309,000   | 1,243,000  |           |
|                                  |  | Sgt. Prospero Bello High School - Main   | 9,724,000          | 759,000   | 10,483,000 | 238,000   |
|                                  |  | Simanu National High School  | 7,206,000          | 633,000   | 7,839,000  | 158,000   |
|                                  |  | Simiimbaan Integrated School   | 5,918,000          | 564,000   | 6,482,000  | 177,000   |
|                                  |  | Southeastern Region High School  | 3,262,000          | 469,000   | 3,731,000  |           |
|                                  |  | Sta. Cruz Integrated School  | 403,000            | 248,000   | 651,000    |           |
|                                  |  | Sta. Filomena Integrated School  | 3,230,000          | 395,000   | 3,625,000  |           |
|                                  |  | Sto. Domingo Integrated School   | 3,567,000          | 396,000   | 3,963,000  | 150,000   |
|                                  |  | Sto. Domingo-San Isidro Integrated School  | 1,214,000          | 392,000   | 1,606,000  |           |
|                                  |  | Sto. Niño Integrated School  | 6,450,000          | 844,000   | 7,294,000  | 156,000   |
|                                  |  | Sto. Tomas Integrated School   | 1,742,000          | 340,000   | 2,082,000  |           |
|                                  |  | Surcoc Integrated School   | 810,000            | 247,000   | 1,057,000  |           |
|                                  |  | Taliktik Integrated School   | 403,000            | 239,000   | 642,000    |           |
|                                  |  | Turod Integrated School  | 6,521,000          | 509,000   | 7,030,000  | 150,000   |
|                                  |  | Ueg National High School   | 8,272,000          | 665,000   | 8,937,000  | 215,000   |
|                                  |  | Victoria Integrated School   |                    | 216,000   | 216,000    |           |
|                                  |  | Villa Cacho Integrated School  | 3,519,000          | 413,000   | 3,932,000  | 150,000   |
|                                  |  | Villa Domingo National High School (Angadanan High School - Villa Domingo Annex) | 6,590,000          | 531,000   | 7,121,000  | 150,000   |
|                                  |  | Villa Fugu Integrated School   |                    | 217,000   | 217,000    |           |

| REGION / SDO / SECONDARY SCHOOLS |  | JUNIOR HIGH SCHOOL |            |             | SENIOR HS |
|----------------------------------|--|--------------------|------------|-------------|-----------|
|                                  |  | PS                 | MOOE       | TOTAL       | MOOE      |
|                                  | Villa Miranda Integrated School                                      | 2,831,000          | 295,000    | 3,126,000   |           |
|                                  | Villaluz Integrated School   | 7,237,000          | 580,000    | 7,817,000   |           |
|                                  | Wigan Integrated School  | 7,729,000          | 599,000    | 8,328,000   | 190,000   |
|                                  | Yeban Integrated School (Isabela National High School - Yeban Annex) | 5,524,000          | 461,000    | 5,985,000   |           |
|                                  | Division of Nueva Vizcaya  | 227,694,000        | 19,474,000 | 247,168,000 | 6,208,000 |
|                                  | Division Office - Proper   | 3,342,000          |            | 3,342,000   |           |
|                                  | Abuyo National High School   | 938,000            | 356,000    | 1,294,000   | 150,000   |
|                                  | Alimit Integrated School   |                    | 209,000    | 209,000     |           |
|                                  | Ambaguio National High School  | 10,061,000         | 809,000    | 10,870,000  | 326,000   |
|                                  | Bascaran National High School  | 9,254,000          | 709,000    | 9,963,000   | 161,000   |
|                                  | Balance High School (NVSIT Campus)                                   | 15,257,000         | 1,033,000  | 16,290,000  | 463,000   |
|                                  | Binalian Integrated School   | 5,738,000          | 472,000    | 6,210,000   | 150,000   |
|                                  | Bugkalot National High School  | 3,639,000          | 353,000    | 3,992,000   | 150,000   |
|                                  | Cabayo Integrated School   |                    | 203,000    | 203,000     |           |
|                                  | Canabuan National High School  | 4,096,000          | 489,000    | 4,585,000   | 225,000   |
|                                  | Carolotan National High School - NVSPC Campus                        | 3,673,000          | 391,000    | 4,064,000   | 150,000   |
|                                  | Casat National High School - NVSIT Campus                            | 6,412,000          | 573,000    | 6,985,000   | 222,000   |
|                                  | Casecnan National High School  | 7,114,000          | 561,000    | 7,675,000   | 150,000   |
|                                  | Dippog National High School  | 3,761,000          |            | 3,761,000   |           |
|                                  | Dulli Integrated School  |                    | 197,000    | 197,000     |           |
|                                  | Dupax Del Norte National High School                                 | 6,811,000          | 763,000    | 7,574,000   | 275,000   |
|                                  | Eastern Nueva Vizcaya National High School                           | 6,327,000          | 679,000    | 7,006,000   | 206,000   |
|                                  | Ganao High School  | 5,679,000          | 556,000    | 6,235,000   | 181,000   |
|                                  | Kakiduguen National High School                                      | 5,006,000          | 496,000    | 5,502,000   | 150,000   |
|                                  | Kayapa National High School  | 10,321,000         | 648,000    | 10,969,000  | 167,000   |
|                                  | Kongkong Valley National High School                                 | 11,994,000         | 1,044,000  | 13,038,000  | 428,000   |
|                                  | Malabing Valley High School (Malabing High School - NVSPC Campus)    | 7,298,000          | 649,000    | 7,947,000   | 211,000   |
|                                  | Martinez Cuyangan National High School                               | 1,840,000          | 432,000    | 2,272,000   | 150,000   |
|                                  | Mungia National High School (NVSPC Campus)                           | 8,547,000          | 761,000    | 9,308,000   | 209,000   |
|                                  | Murong National High School (NVSPC Campus)                           | 7,610,000          | 661,000    | 8,271,000   | 190,000   |
|                                  | Napo Tuyak National High School                                      | 4,161,000          | 403,000    | 4,564,000   | 150,000   |
|                                  | Paima National High School   | 4,307,000          | 461,000    | 4,768,000   | 150,000   |
|                                  | Paniki High School (NVSPC Campus)                                    | 7,400,000          | 576,000    | 7,976,000   | 150,000   |
|                                  | Pinayag National High School   | 4,879,000          | 462,000    | 5,341,000   |           |
|                                  | Runruno National High School   | 10,048,000         | 803,000    | 10,851,000  | 268,000   |
|                                  | Sta. Clara High School (NVSPC Campus)                                | 6,661,000          | 580,000    | 7,241,000   | 150,000   |
|                                  | Sta. Cruz Pingkian High School (NVSIT Campus)                        | 15,640,000         | 829,000    | 16,469,000  | 401,000   |
|                                  | Sta. Fe National High School (NVSIT Campus)                          | 21,160,000         | 1,123,000  | 22,283,000  | 475,000   |
|                                  | Sto. Domingo Integrated School                                       |                    | 230,000    | 230,000     |           |
|                                  | Tiblac National High School  | 1,214,000          | 337,000    | 1,551,000   |           |
|                                  | Tuao High School (NVSIT Campus)                                      | 7,506,000          | 626,000    | 8,132,000   | 150,000   |
|                                  | Division of Quirino  | 175,695,000        | 18,361,000 | 194,056,000 | 3,283,000 |
|                                  | Division Office - Proper   | 2,978,000          |            | 2,978,000   |           |
|                                  | Aglipay National High School   | 10,533,000         | 692,000    | 11,225,000  | 238,000   |
|                                  | Alicia Integrated School   | 3,747,000          | 391,000    | 4,138,000   | 150,000   |
|                                  | Anak Integrated School   | 403,000            | 294,000    | 697,000     |           |
|                                  | Balligui High School   | 6,613,000          | 632,000    | 7,245,000   | 186,000   |
|                                  | Bannawag Integrated School   | 7,854,000          | 614,000    | 8,468,000   | 188,000   |
|                                  | Burgos National High School  | 8,412,000          | 612,000    | 9,024,000   | 176,000   |
|                                  | Cabarroguis Central School - Integrated SPED Center                  |                    | 202,000    | 202,000     |           |
|                                  | Cabaruan Integrated School   | 4,550,000          | 336,000    | 4,886,000   |           |
|                                  | Calaoacan Integrated School  | 4,024,000          | 368,000    | 4,392,000   |           |
|                                  | Cofcaville Integrated School   | 403,000            | 264,000    | 667,000     |           |
|                                  | Dagupan Integrated School  | 403,000            | 223,000    | 626,000     |           |
|                                  | Debibi Integrated School   | 6,338,000          | 546,000    | 6,884,000   |           |
|                                  | Der-an Integrated School   | 403,000            | 265,000    | 668,000     |           |
|                                  | Diffun CS - Integrated SPED Center                                   | 403,000            | 199,000    | 602,000     |           |
|                                  | Dingasan Integrated School   | 3,628,000          | 343,000    | 3,971,000   |           |
|                                  | Dioryong Integrated School   | 3,623,000          | 399,000    | 4,022,000   | 150,000   |
|                                  | Dipintin High School   | 7,686,000          | 616,000    | 8,302,000   | 161,000   |
|                                  | Disimungal Integrated School   | 3,676,000          | 458,000    | 4,134,000   |           |
|                                  | Divisoria Sur Integrated School                                      | 3,948,000          | 393,000    | 4,341,000   | 150,000   |
|                                  | Dumabato Integrated School   | 6,859,000          | 666,000    | 7,525,000   | 150,000   |
|                                  | Dumabel Integrated School  | 3,682,000          | 341,000    | 4,023,000   |           |



| REGION / SDO / SECONDARY SCHOOLS |  |   | JUNIOR HIGH SCHOOL   |                    |                      | SENIOR HS         |
|----------------------------------|--|---|----------------------|--------------------|----------------------|-------------------|
|                                  |  |   | PS                   | MOOE               | TOTAL                | MOOE              |
|                                  |  | Dumanisi Integrated School  | 403,000              | 297,000            | 700,000              |                   |
|                                  |  | Eden Integrated School  | 403,000              | 226,000            | 629,000              |                   |
|                                  |  | Giayan Integrated School  | 4,794,000            | 502,000            | 5,296,000            | 150,000           |
|                                  |  | Gulac Integrated School   | 412,000              | 245,000            | 657,000              |                   |
|                                  |  | Ifugao Village Integrated School  | 5,768,000            | 500,000            | 6,268,000            | 150,000           |
|                                  |  | Kimmabayo Integrated School   |                      | 201,000            | 201,000              |                   |
|                                  |  | Landingan Integrated School   | 3,553,000            | 380,000            | 3,933,000            |                   |
|                                  |  | Maddela North CS Integrated SPED Center   |                      | 189,000            | 189,000              |                   |
|                                  |  | Magsaysay National High School  | 6,578,000            | 565,000            | 7,143,000            | 202,000           |
|                                  |  | Matmad Integrated School  | 4,257,000            | 321,000            | 4,578,000            |                   |
|                                  |  | Nagabgaben Integrated School  | 5,681,000            | 369,000            | 6,050,000            |                   |
|                                  |  | Nagtipunan CS Integrated SPED Center  |                      | 189,000            | 189,000              |                   |
|                                  |  | Nagtipunan National High School   | 9,933,000            | 749,000            | 10,682,000           | 344,000           |
|                                  |  | Salvacion Integrated School   | 403,000              | 233,000            | 636,000              |                   |
|                                  |  | San Antonio Integrated School   | 5,565,000            | 512,000            | 6,077,000            | 150,000           |
|                                  |  | San Isidro Integrated School  | 4,157,000            | 456,000            | 4,613,000            |                   |
|                                  |  | San Manuel Integrated School  |                      | 196,000            | 196,000              |                   |
|                                  |  | San Martin Integrated School  | 3,999,000            | 369,000            | 4,368,000            | 150,000           |
|                                  |  | Sangbay Integrated School   | 6,167,000            | 518,000            | 6,685,000            | 163,000           |
|                                  |  | Scala Integrated School   | 8,140,000            | 666,000            | 8,806,000            | 275,000           |
|                                  |  | Tucod High School   | 4,141,000            | 435,000            | 4,576,000            | 150,000           |
|                                  |  | Upper Gabriela Integrated School  | 403,000              | 235,000            | 638,000              |                   |
|                                  |  | Villa Gracia Integrated School  | 3,676,000            | 353,000            | 4,029,000            |                   |
|                                  |  | Villarose Integrated School   | 3,485,000            | 371,000            | 3,856,000            |                   |
|                                  |  | Wasid Integrated School   | 3,611,000            | 430,000            | 4,041,000            |                   |
|                                  |  | <b>Division of Santiago City</b>  | <b>24,757,000</b>    | <b>5,154,000</b>   | <b>29,911,000</b>    | <b>1,047,000</b>  |
|                                  |  | Division Office - Proper  | 697,000              |                    | 697,000              |                   |
|                                  |  | Balintocatoc Integrated School  | 1,619,000            | 475,000            | 2,094,000            |                   |
|                                  |  | Divisoria High School - Naggasican Extension                                      | -                    | 603,000            | 603,000              |                   |
|                                  |  | Patul High School   | 15,560,000           | 1,118,000          | 16,678,000           | 263,000           |
|                                  |  | Rosario National High School  | 5,261,000            | 799,000            | 6,060,000            | 346,000           |
|                                  |  | Sagana National High School   |                      | 609,000            | 609,000              | 241,000           |
|                                  |  | Salvador Integrated School  |                      | 383,000            | 383,000              |                   |
|                                  |  | San Jose Integrated School  | 810,000              | 354,000            | 1,164,000            |                   |
|                                  |  | Santiago City National High School-Sinsayon                                       |                      | 505,000            | 505,000              | 197,000           |
|                                  |  | Sinili Integrated School  | 810,000              | 308,000            | 1,118,000            |                   |
|                                  |  | <b>Division of Tuguegarao City</b>  | <b>39,324,000</b>    | <b>4,237,000</b>   | <b>43,561,000</b>    | <b>1,071,000</b>  |
|                                  |  | Division Office - Proper  | 629,000              |                    | 629,000              |                   |
|                                  |  | Annafunan Integrated School   |                      | 218,000            | 218,000              |                   |
|                                  |  | Cagayan National High School Senior High  |                      |                    |                      | 173,000           |
|                                  |  | Capatan Integrated School   |                      | 260,000            | 260,000              |                   |
|                                  |  | Carig IS  | 403,000              | 344,000            | 747,000              |                   |
|                                  |  | Cataggaman National High School (Cagayan National High School - Cataggaman Annex) | 17,531,000           | 1,285,000          | 18,816,000           | 454,000           |
|                                  |  | Libag Integrated School   |                      | 231,000            | 231,000              |                   |
|                                  |  | Namabbalan Integrated School  |                      | 208,000            | 208,000              |                   |
|                                  |  | Tuguegarao City Science High School   | 11,167,000           | 912,000            | 12,079,000           | 444,000           |
|                                  |  | Tuguegarao City West High School  | 9,594,000            | 779,000            | 10,373,000           |                   |
|                                  |  | <b>Region III - Central Luzon</b>   | <b>3,185,223,000</b> | <b>319,073,000</b> | <b>3,504,296,000</b> | <b>87,604,000</b> |
|                                  |  | <b>Division of Angeles City</b>   | <b>127,059,000</b>   | <b>12,467,000</b>  | <b>139,526,000</b>   | <b>4,822,000</b>  |
|                                  |  | Division Office - Proper  | 2,195,000            |                    | 2,195,000            |                   |
|                                  |  | Amsic Integrated School   | 13,300,000           | 1,129,000          | 14,429,000           | 410,000           |
|                                  |  | Angeles City Senior High School   |                      |                    |                      | 1,111,000         |
|                                  |  | CM Recto ICT High School  | 12,635,000           | 1,101,000          | 13,736,000           |                   |
|                                  |  | Don Ambrocio Mendiola Integrated School   | 810,000              | 302,000            | 1,112,000            |                   |
|                                  |  | Dr. Clemente N. Dayrit Sr. Memorial High School                                   | 4,046,000            | 1,341,000          | 5,387,000            |                   |
|                                  |  | Gov. Rafael L. Lazatin Integrated School  | 19,533,000           | 1,505,000          | 21,038,000           | 557,000           |
|                                  |  | Malabanas Integrated School   | 15,270,000           | 1,381,000          | 16,651,000           | 614,000           |

| REGION / SDO / SECONDARY SCHOOLS |  | JUNIOR HIGH SCHOOL |            |             | SENIOR HS |
|----------------------------------|--|--------------------|------------|-------------|-----------|
|                                  |  | PS                 | MOOE       | TOTAL       | MOOE      |
|                                  | Northville 15 Integrated School                              | 23,005,000         | 1,952,000  | 24,957,000  | 713,000   |
|                                  | Sapang Bato National High School                             | 19,538,000         | 1,790,000  | 21,328,000  | 768,000   |
|                                  | Sitio Target Integrated School                               | 403,000            | 276,000    | 679,000     |           |
|                                  | Sto. Domingo Integrated School                               | 16,324,000         | 1,690,000  | 18,014,000  | 649,000   |
|                                  |  |                    |            |             |           |
|                                  | Division of Aurora   | 210,594,000        | 15,815,000 | 226,409,000 | 2,507,000 |
|                                  | Division Office - Proper                                     | 2,999,000          |            | 2,999,000   |           |
|                                  | Aurora National Science High School                          | 11,562,000         | 709,000    | 12,271,000  | 415,000   |
|                                  | Baler Stand Alone Senior High School                         |                    |            |             | 577,000   |
|                                  | Bayanihan National High School                               | 9,253,000          | 569,000    | 9,822,000   |           |
|                                  | Borlongan National High School                               | 6,108,000          | 542,000    | 6,650,000   |           |
|                                  | Cabog Integrated School                                      | 763,000            | 502,000    | 1,265,000   |           |
|                                  | Calabuanan National High School                              | 9,165,000          | 534,000    | 9,699,000   |           |
|                                  | Canili Area National High School                             | 7,152,000          | 612,000    | 7,764,000   | 165,000   |
|                                  | Carmen T. Valenzuela Integrated School                       | 5,941,000          | 396,000    | 6,337,000   |           |
|                                  | Diabarasin National High School                              | 8,601,000          | 424,000    | 9,025,000   |           |
|                                  | Diagyan National High School                                 | 9,747,000          | 518,000    | 10,265,000  | 213,000   |
|                                  | Dianawan National High School                                | 6,503,000          | 315,000    | 6,818,000   |           |
|                                  | Dibacong National High School                                | 11,171,000         | 427,000    | 11,598,000  |           |
|                                  | Dikapinisan National High School                             | 7,894,000          | 609,000    | 8,503,000   | 150,000   |
|                                  | Dimanayat Integrated School                                  | 2,463,000          | 330,000    | 2,793,000   |           |
|                                  | Dimanpudso National High School                              | 5,596,000          | 357,000    | 5,953,000   |           |
|                                  | Dimaseset National High School                               | 638,000            | 289,000    | 927,000     |           |
|                                  | Dinadiawan National High School                              | 9,750,000          | 634,000    | 10,384,000  | 209,000   |
|                                  | Diniog High School   | 5,334,000          | 436,000    | 5,770,000   | 150,000   |
|                                  | Manggitahan National High School                             | 16,549,000         | 805,000    | 17,354,000  | 263,000   |
|                                  | Mariano D. Marquez Memorial National High School             | 7,708,000          | 653,000    | 8,361,000   | 150,000   |
|                                  | Mariano Sindac Integrated School                             | 3,243,000          | 384,000    | 3,627,000   |           |
|                                  | Mijares National High School                                 | 750,000            | 432,000    | 1,182,000   |           |
|                                  | Obligacion Integrated School                                 | 3,314,000          | 381,000    | 3,695,000   |           |
|                                  | Puangi National High School                                  | 6,832,000          | 553,000    | 7,385,000   |           |
|                                  | Ramada National High School                                  | 8,012,000          | 503,000    | 8,515,000   |           |
|                                  | San Isidro National High School                              | 2,016,000          | 555,000    | 2,571,000   | 215,000   |
|                                  | San Luis National High School                                | 20,656,000         | 1,040,000  | 21,696,000  |           |
|                                  | Suguit National High School                                  | 651,000            | 248,000    | 899,000     |           |
|                                  | Tinib-Calanguasan Integrated School                          | 488,000            | 541,000    | 1,029,000   |           |
|                                  | Umiray National High School                                  | 7,772,000          | 730,000    | 8,502,000   |           |
|                                  | Villa Aurora National High School                            | 5,411,000          | 372,000    | 5,783,000   |           |
|                                  | Wenceslao National High School                               | 6,552,000          | 415,000    | 6,967,000   |           |
|                                  |  |                    |            |             |           |
|                                  | Division of Balanga City                                     | 403,000            | 280,000    | 683,000     |           |
|                                  | Balanga City National Science High School                    | 403,000            | 280,000    | 683,000     |           |
|                                  |  |                    |            |             |           |
|                                  | Division of Bataan   | 186,538,000        | 20,462,000 | 207,000,000 | 9,122,000 |
|                                  | Division Office - Proper                                     | 2,432,000          |            | 2,432,000   |           |
|                                  | Bagac National High School, Parang                           | 12,455,000         | 876,000    | 13,331,000  | 298,000   |
|                                  | Bangkal High School  | 810,000            | 278,000    | 1,088,000   |           |
|                                  | Baseco National High School                                  | 1,622,000          | 471,000    | 2,093,000   |           |
|                                  | Bataan High School for the Arts                              |                    | 190,000    | 190,000     |           |
|                                  | Bigaan Integrated School                                     | 3,490,000          | 359,000    | 3,849,000   | 150,000   |
|                                  | Dr. Victoria B. Roman Memorial High School                   | 11,198,000         | 854,000    | 12,052,000  | 150,000   |
|                                  | Hermosa National High School - Annex                         | 5,617,000          | 597,000    | 6,214,000   | 150,000   |
|                                  | Ipag National High School                                    |                    | 521,000    | 521,000     |           |
|                                  | Kanawan Integrated School                                    | 1,650,000          | 340,000    | 1,990,000   | 150,000   |
|                                  | Legua Integrated School                                      | 403,000            | 293,000    | 696,000     |           |
|                                  | Luakan National High School - Annex                          | 16,899,000         | 1,235,000  | 18,134,000  | 150,000   |
|                                  | Mabatang National High School                                | 6,374,000          | 491,000    | 6,865,000   | 150,000   |
|                                  | Mariveles National High School - Camaya Campus               |                    |            |             | 3,148,000 |
|                                  | Mariveles National High School Annex - Sisiman               |                    | 743,000    | 743,000     |           |
|                                  | Mariveles National High School, Cabcaban Annex               | 6,124,000          | 656,000    | 6,780,000   | 150,000   |
|                                  | Mariveles National High School, Cabcaban Annex (Alasasin)    | 9,736,000          | 978,000    | 10,714,000  |           |
|                                  | Mariveles National High School, Cabcaban Annex (Batangas II) | 5,048,000          | 739,000    | 5,787,000   | 193,000   |
|                                  | Mariveles National High School, Malaya                       | 12,224,000         | 917,000    | 13,141,000  | 209,000   |
|                                  | Mariveles Senior High School - Sitio Mabuhay                 |                    |            |             | 1,981,000 |
|                                  | Morong National High School - Mabayo Annex                   | 6,108,000          | 716,000    | 6,824,000   | 161,000   |
|                                  | Nagbalayong High School                                      | 10,616,000         | 799,000    | 11,415,000  | 271,000   |
|                                  | Orani National High School Annex, Pagasa                     | 3,686,000          | 533,000    | 4,219,000   | 150,000   |

| REGION / SDO / SECONDARY SCHOOLS |  |  | JUNIOR HIGH SCHOOL |            |             | SENIOR HS |
|----------------------------------|--|--|--------------------|------------|-------------|-----------|
|                                  |  |  | PS                 | MOOE       | TOTAL       | MOOE      |
|                                  |  | Orani North National High School Annex- (Orani National High School- Parang-Parang ) | 23,014,000         | 1,887,000  | 24,901,000  | 765,000   |
|                                  |  | Pagalanggang High School - Annex   | 11,382,000         | 957,000    | 12,339,000  | 192,000   |
|                                  |  | Pulo Integrated School   |                    | 206,000    | 206,000     |           |
|                                  |  | Roosevelt National High School   | 3,243,000          | 769,000    | 4,012,000   | 150,000   |
|                                  |  | Samal National High School - Annex   | 7,200,000          | 856,000    | 8,056,000   |           |
|                                  |  | Sampaloc Integrated School   | 403,000            | 305,000    | 708,000     |           |
|                                  |  | Saysain High School  | 7,572,000          | 709,000    | 8,281,000   | 167,000   |
|                                  |  | St. Francis National High School   | 16,426,000         | 1,357,000  | 17,783,000  | 387,000   |
|                                  |  | Sumalo Integrated School   | 403,000            | 531,000    | 934,000     |           |
|                                  |  | Tucop IS   | 403,000            | 299,000    | 702,000     |           |
|                                  |  |  |                    |            |             |           |
|                                  |  | Division of Bulacan  | 166,482,000        | 20,877,000 | 187,359,000 | 3,643,000 |
|                                  |  | Division Office - Proper   | 2,791,000          |            | 2,791,000   |           |
|                                  |  | Baliuag Senior High School   |                    |            |             | 306,000   |
|                                  |  | Banga High School  | 23,893,000         | 1,744,000  | 25,637,000  | 154,000   |
|                                  |  | Batia High School  | 14,634,000         | 1,299,000  | 15,933,000  |           |
|                                  |  | Binagbag High School (Angel M. Del Rosario High School)                              | 12,844,000         | 955,000    | 13,799,000  | 169,000   |
|                                  |  | Binagbag National High School Annex (DRT) - Sapang Bulac High School                 | 4,369,000          | 502,000    | 4,871,000   | 150,000   |
|                                  |  | Binagbag National High School Annex (DRT) - Talbak High School                       | 3,490,000          | 381,000    | 3,871,000   | 150,000   |
|                                  |  | Bulihan High School  | 1,619,000          | 369,000    | 1,988,000   |           |
|                                  |  | Dr. Pablito V. Mendoza, Sr. High School  | 14,860,000         | 1,006,000  | 15,866,000  | 440,000   |
|                                  |  | Dulong Malabon Integrated School   |                    | 268,000    | 268,000     |           |
|                                  |  | Esteban Paulino High School  | 3,418,000          | 410,000    | 3,828,000   | 150,000   |
|                                  |  | F.F. Halili National Agricultural School - Annex                                     |                    | 423,000    | 423,000     |           |
|                                  |  | Fortunato F. Halili National Agricultural School, Cay Pambo-Annex                    | 5,666,000          | 1,121,000  | 6,787,000   |           |
|                                  |  | Gabihan High School  |                    | 227,000    | 227,000     |           |
|                                  |  | GAT Francisco Balagtas High School   | 3,642,000          | 798,000    | 4,440,000   |           |
|                                  |  | Gen. Gregorio H. del Pilar Integrated School   | 403,000            | 725,000    | 1,128,000   |           |
|                                  |  | Guiguinto National Vocational High School - Annex                                    |                    | 1,011,000  | 1,011,000   |           |
|                                  |  | Heritage Homes Integrated School   | 1,619,000          | 594,000    | 2,213,000   | 150,000   |
|                                  |  | Inaon Integrated School  | 403,000            | 274,000    | 677,000     |           |
|                                  |  | Kalayakan High School  |                    | 309,000    | 309,000     |           |
|                                  |  | Kapitangan National High School  | 7,243,000          | 660,000    | 7,903,000   | 167,000   |
|                                  |  | Lydia D. Villangca Trade School  | 11,438,000         | 1,011,000  | 12,449,000  | 193,000   |
|                                  |  | Maligaya High School   | 4,470,000          | 430,000    | 4,900,000   | 150,000   |
|                                  |  | National Power Corporation National High School                                      | 4,315,000          | 455,000    | 4,770,000   |           |
|                                  |  | Obando Senior High School  |                    |            |             | 476,000   |
|                                  |  | Pinalagdan High School   | 3,475,000          | 426,000    | 3,901,000   |           |
|                                  |  | Romeo Acuña Santos Memorial High School  | 8,636,000          | 883,000    | 9,519,000   |           |
|                                  |  | San Gabriel National High School   | 1,619,000          | 624,000    | 2,243,000   |           |
|                                  |  | San Miguel - Meysulao High School  | 3,924,000          | 544,000    | 4,468,000   | 150,000   |
|                                  |  | Sta. Catalina Bata National High School  | 4,896,000          | 624,000    | 5,520,000   | 234,000   |
|                                  |  | Sta. Cruz High School  | 5,023,000          | 938,000    | 5,961,000   | 150,000   |
|                                  |  | Sta. Cruz National High School   | 6,289,000          | 590,000    | 6,879,000   | 150,000   |
|                                  |  | Teodoro Evangelista Memorial High School   | 6,678,000          | 791,000    | 7,469,000   |           |
|                                  |  | Upig High School   | 4,825,000          | 485,000    | 5,310,000   |           |
|                                  |  | SHS within Luis Gravador Elementary School   |                    |            |             | 304,000   |
|                                  |  |  |                    |            |             |           |
|                                  |  | Division of Cabanatuan City  | 28,591,000         | 8,303,000  | 36,894,000  | 852,000   |
|                                  |  | Division Office - Proper   | 1,123,000          | -          | 1,123,000   |           |
|                                  |  | Bakod Bayan Integrated School  | 810,000            | 392,000    | 1,202,000   |           |
|                                  |  | Balite Integrated School   | 403,000            | 383,000    | 786,000     |           |
|                                  |  | Caalibangbangan Integrated School  | 810,000            | 770,000    | 1,580,000   |           |
|                                  |  | Cabanatuan City Senior High School   |                    |            |             | 852,000   |
|                                  |  | Daan Sarile Integrated School  | 3,330,000          | 826,000    | 4,156,000   |           |
|                                  |  | Imelda Integrated School   | 7,705,000          | 1,157,000  | 8,862,000   |           |
|                                  |  | Lazaro Francisco Integrated School   | 1,214,000          | 1,313,000  | 2,527,000   |           |
|                                  |  | Luis O. Renon Integrated School  | 810,000            | 344,000    | 1,154,000   |           |
|                                  |  | Mabini Homesite Integrated School  | 409,000            | 721,000    | 1,130,000   |           |
|                                  |  | P.G. Crisostomo Integrated School  | 403,000            | 711,000    | 1,114,000   |           |
|                                  |  | Palagay Integrated School  | 3,339,000          | 455,000    | 3,794,000   |           |
|                                  |  | San Isidro Integrated School   | 8,235,000          | 1,231,000  | 9,466,000   |           |

| REGION / SDO / SECONDARY SCHOOLS |   | JUNIOR HIGH SCHOOL |            |             | SENIOR HS  |
|----------------------------------|---|--------------------|------------|-------------|------------|
|                                  |   | PS                 | MOOE       | TOTAL       | MOOE       |
|                                  | Division of Gapan City  | 20,075,000         | 2,977,000  | 23,052,000  | 602,000    |
|                                  | Division Office - Proper  | 479,000            |            | 479,000     |            |
|                                  | Gapan East Integrated School                                      |                    | 457,000    | 457,000     |            |
|                                  | Herminio G. Nicolas High School                                   | 6,371,000          | 634,000    | 7,005,000   | 236,000    |
|                                  | Kapalangan National High School                                   | 6,292,000          | 600,000    | 6,892,000   | 150,000    |
|                                  | Marelo Integrated School  |                    | 293,000    | 293,000     |            |
|                                  | Maruhat National High School                                      | 6,933,000          | 634,000    | 7,567,000   | 216,000    |
|                                  | Sto. Cristo Proper Integrated School                              |                    | 359,000    | 359,000     |            |
|                                  | Division of Mabalacat City  | 101,476,000        | 7,731,000  | 109,207,000 | 2,161,000  |
|                                  | Division Office - Proper  | 1,798,000          |            | 1,798,000   |            |
|                                  | Air Force City High School  | 5,542,000          | 480,000    | 6,022,000   |            |
|                                  | Atlu Bola National High School                                    | 21,786,000         | 1,189,000  | 22,975,000  |            |
|                                  | Bical High School   | 9,335,000          | 837,000    | 10,172,000  |            |
|                                  | Dr. Adelaido C. Bernardo National High School                     | 8,398,000          | 800,000    | 9,198,000   |            |
|                                  | Duquit High School  | 26,195,000         | 1,947,000  | 28,142,000  |            |
|                                  | Hearing Impaired Special Education (HI - SPED)                    |                    | 197,000    | 197,000     |            |
|                                  | Mabalacat Technical Vocational High School                        | 20,591,000         | 1,437,000  | 22,028,000  | 326,000    |
|                                  | Santos Ventura National High School                               | 7,831,000          | 844,000    | 8,675,000   | 585,000    |
|                                  | SHS within Sapang Biabas Resettlement ES                          |                    |            |             | 1,250,000  |
|                                  | Division of Malolos City  | 139,659,000        | 11,074,000 | 150,733,000 | 1,681,000  |
|                                  | Division Office - Proper  | 2,324,000          |            | 2,324,000   |            |
|                                  | Barasoain Memorial Integrated School                              | 3,239,000          | 862,000    | 4,101,000   |            |
|                                  | City of Malolos High School - Canalate                            | 6,598,000          | 556,000    | 7,154,000   |            |
|                                  | City of Malolos Integrated School - Atlag                         | 14,620,000         | 1,125,000  | 15,745,000  | 550,000    |
|                                  | City of Malolos Integrated School - Babatnin                      | 3,450,000          | 412,000    | 3,862,000   |            |
|                                  | City of Malolos Integrated School - Catmon                        | 6,845,000          | 790,000    | 7,635,000   |            |
|                                  | City of Malolos Integrated School - Sto. Rosario                  | 38,090,000         | 2,649,000  | 40,739,000  | 562,000    |
|                                  | Cong. Teodulo Natividad High School                               | 21,286,000         | 1,352,000  | 22,638,000  |            |
|                                  | Malolos City High School - Bungahan                               | 13,205,000         | 910,000    | 14,115,000  |            |
|                                  | Malolos City High School - Santisima Trinidad                     | 13,285,000         | 1,263,000  | 14,548,000  |            |
|                                  | Pamarawan High School (M. H. del Pilar Annex)                     | 6,345,000          | 568,000    | 6,913,000   | 150,000    |
|                                  | President Corazon Cojuangco-Aquino Memorial National High School  | 10,372,000         | 587,000    | 10,959,000  | 150,000    |
|                                  | SHS in Malolos City   |                    |            |             | 269,000    |
|                                  | Division of Meycauayan City                                       | 61,567,000         | 6,208,000  | 67,775,000  | 1,222,000  |
|                                  | Division Office - Proper  | 844,000            |            | 844,000     |            |
|                                  | Academic Senior High School of the City of Meycauayan             |                    |            |             | 599,000    |
|                                  | Bancal Integrated School  | 32,495,000         | 1,711,000  | 34,206,000  |            |
|                                  | City of Meycauayan Vocational Senior High School                  |                    |            |             | 473,000    |
|                                  | Langka Integrated School  | 810,000            | 400,000    | 1,210,000   |            |
|                                  | Malhacan Integrated School  | 3,477,000          | 725,000    | 4,202,000   |            |
|                                  | Meycauayan National High School - Annex                           | 11,620,000         | 938,000    | 12,558,000  |            |
|                                  | Meycauayan West Central Integrated School                         | 5,499,000          | 1,260,000  | 6,759,000   |            |
|                                  | Saluysoy Integrated School  | 3,239,000          | 734,000    | 3,973,000   |            |
|                                  | Ubihan High School  | 3,583,000          | 440,000    | 4,023,000   | 150,000    |
|                                  | Division of Muñoz Science City                                    | 29,673,000         | 2,560,000  | 32,233,000  | 384,000    |
|                                  | Division Office - Proper  | 519,000            |            | 519,000     |            |
|                                  | Gabaldon Integrated School  | 5,840,000          | 483,000    | 6,323,000   |            |
|                                  | Magtanggol Integrated School                                      | 2,627,000          | 410,000    | 3,037,000   |            |
|                                  | Maragol Integrated School   | 5,931,000          | 491,000    | 6,422,000   |            |
|                                  | Palusapis Integrated School                                       | 3,728,000          | 533,000    | 4,261,000   | 150,000    |
|                                  | San Antonio Integrated School                                     | 11,028,000         | 643,000    | 11,671,000  | 234,000    |
|                                  | Division of Nueva Ecija   | 392,408,000        | 42,789,000 | 435,197,000 | 17,165,000 |
|                                  | Division Office - Proper  | 6,496,000          |            | 6,496,000   |            |
|                                  | Aliaga National High School - Annex                               | 5,120,000          | 593,000    | 5,713,000   | 150,000    |
|                                  | Andres Bonifacio National High School                             | 6,640,000          | 627,000    | 7,267,000   | 206,000    |
|                                  | Azarcon Integrated School   | 810,000            | 322,000    | 1,132,000   |            |
|                                  | Bagong Sikat Integrated School                                    |                    | 220,000    | 220,000     |            |
|                                  | Bagting National High School                                      |                    | 318,000    | 318,000     |            |
|                                  | Bakal II Integrated School  |                    | 244,000    | 244,000     |            |
|                                  | Baloy National High School (Paitan Sur High School - Baloy Annex) | 3,898,000          | 417,000    | 4,315,000   | 150,000    |

| REGION / SDO / SECONDARY SCHOOLS |  |  | JUNIOR HIGH SCHOOL |           |            | SENIOR HS |
|----------------------------------|--|--|--------------------|-----------|------------|-----------|
|                                  |  |  | PS                 | MOOE      | TOTAL      | MOOE      |
|                                  |  | Barangay Militar National High School                                | 9,290,000          | 727,000   | 10,017,000 | 282,000   |
|                                  |  | Bartolome R. Sangalang National High School Annex - Macatcatuit      | 3,870,000          | 455,000   | 4,325,000  | 150,000   |
|                                  |  | Batitang National High School  | 10,160,000         | 773,000   | 10,933,000 | 172,000   |
|                                  |  | Binbin Integrated School   | 810,000            | 268,000   | 1,078,000  |           |
|                                  |  | Bongabon Senior High School  |                    |           |            | 3,066,000 |
|                                  |  | Bued-Luna High School  |                    | 211,000   | 211,000    |           |
|                                  |  | Bulac High School  | 6,970,000          | 605,000   | 7,575,000  | 150,000   |
|                                  |  | Bunga Integrated School  | 3,585,000          | 510,000   | 4,095,000  | 150,000   |
|                                  |  | Bunol Integrated School  |                    | 254,000   | 254,000    |           |
|                                  |  | Burgos National High School  | 6,748,000          | 622,000   | 7,370,000  | 151,000   |
|                                  |  | Cabiao National High School Annex - Sta Isabel                       | 2,097,000          | 425,000   | 2,522,000  | 150,000   |
|                                  |  | Cabiao Senior High School  |                    |           |            | 398,000   |
|                                  |  | Callos Integrated School   | 403,000            | 318,000   | 721,000    |           |
|                                  |  | Cambitala National High School                                       | 3,899,000          | 389,000   | 4,288,000  | 150,000   |
|                                  |  | Carranglan National High School - Capintalan Annex                   | 9,140,000          | 809,000   | 9,949,000  | 307,000   |
|                                  |  | Cinense Integrated School  |                    | 359,000   | 359,000    |           |
|                                  |  | Concepcion Integrated School   |                    | 248,000   | 248,000    |           |
|                                  |  | Conversion Integrated School   | 2,831,000          | 392,000   | 3,223,000  | 150,000   |
|                                  |  | Cuyapo National High School - Annex                                  | 1,636,000          | 413,000   | 2,049,000  | 150,000   |
|                                  |  | Doña Juana Chioco National High School Annex - Agupalo Weste         | 7,195,000          | 555,000   | 7,750,000  | 151,000   |
|                                  |  | Emilia Belmonte Acosta National High School                          | 4,747,000          | 792,000   | 5,539,000  | 326,000   |
|                                  |  | Eusebio G. Asuncion Integrated School                                |                    | 244,000   | 244,000    |           |
|                                  |  | F. Buencamino, Sr. Integrated School                                 | 6,361,000          | 827,000   | 7,188,000  | 199,000   |
|                                  |  | Gabaldon Vocational Agricultural High School - Annex                 | 14,210,000         | 1,058,000 | 15,268,000 | 426,000   |
|                                  |  | Ganduz High School   | 9,074,000          | 680,000   | 9,754,000  | 170,000   |
|                                  |  | Gen. Luna Integrated School  | 4,071,000          | 378,000   | 4,449,000  | 150,000   |
|                                  |  | General Tinio National High School (Pias Campus Annex)               | 8,228,000          | 722,000   | 8,950,000  | 271,000   |
|                                  |  | Gregorio T. Crespo Memorial High School                              | 4,824,000          | 525,000   | 5,349,000  | 150,000   |
|                                  |  | Irenea Integrated School   |                    | 199,000   | 199,000    |           |
|                                  |  | Jaen National High School - Marawa Annex                             | 6,742,000          | 714,000   | 7,456,000  | 150,000   |
|                                  |  | Jaen National High School Annex - San Pablo                          | 5,893,000          | 774,000   | 6,667,000  | 309,000   |
|                                  |  | Lambakin High School (Putlod - San Jose National High School Annex)  | 14,158,000         | 1,063,000 | 15,221,000 | 410,000   |
|                                  |  | Las Piñas Integrated School  | 403,000            | 314,000   | 717,000    |           |
|                                  |  | Luis Gonzales Integrated School                                      |                    | 245,000   | 245,000    |           |
|                                  |  | Malacañang National High School                                      | 7,935,000          | 656,000   | 8,591,000  | 153,000   |
|                                  |  | Maligaya National High School Annex - Doña Josefa                    | 3,828,000          | 376,000   | 4,204,000  | 150,000   |
|                                  |  | Mambangnan National High School                                      | 12,542,000         | 1,113,000 | 13,655,000 | 287,000   |
|                                  |  | Marikit Integrated School  |                    | 220,000   | 220,000    |           |
|                                  |  | Mataas Na Kahoy National High School                                 | 8,905,000          | 733,000   | 9,638,000  | 218,000   |
|                                  |  | Maybubon Integrated School   |                    | 252,000   | 252,000    |           |
|                                  |  | Nagpandayan High School Annex  | 4,706,000          | 608,000   | 5,314,000  | 165,000   |
|                                  |  | Nagpandayan National High School                                     | 8,811,000          | 582,000   | 9,393,000  | 150,000   |
|                                  |  | Nampicuan National High School (Recuerdo National High School Annex) | 9,116,000          | 721,000   | 9,837,000  | 314,000   |
|                                  |  | NEHS Senior High School  |                    |           |            | 173,000   |
|                                  |  | Pagtalunan High School   |                    | 338,000   | 338,000    |           |
|                                  |  | Paitan Sur National High School                                      | 9,218,000          | 822,000   | 10,040,000 | 245,000   |
|                                  |  | Palale High School   | 810,000            | 350,000   | 1,160,000  |           |
|                                  |  | Pantabangan National High School - Cadaclan Integrated School        | 6,585,000          | 584,000   | 7,169,000  | 160,000   |
|                                  |  | Pulo National High School  | 9,948,000          | 738,000   | 10,686,000 | 150,000   |
|                                  |  | Quezon Integrated School   |                    | 263,000   | 263,000    |           |
|                                  |  | Recuerdo National High School  | 6,931,000          | 606,000   | 7,537,000  | 150,000   |
|                                  |  | Restituto B. Peria High School Annex - San Carlos                    | 7,009,000          | 532,000   | 7,541,000  | 199,000   |
|                                  |  | Salagusog National High School                                       | 6,484,000          | 572,000   | 7,056,000  | 150,000   |
|                                  |  | San Alejandro Integrated School                                      |                    | 246,000   | 246,000    |           |
|                                  |  | San Andres High School   | 6,247,000          | 670,000   | 6,917,000  | 150,000   |
|                                  |  | San Andres High School - Annex                                       | 7,911,000          | 763,000   | 8,674,000  | 181,000   |
|                                  |  | San Andres I Integrated School                                       |                    | 280,000   | 280,000    |           |
|                                  |  | San Bernardino Integrated School                                     |                    | 263,000   | 263,000    |           |
|                                  |  | San Isidro National High School                                      | 9,906,000          | 852,000   | 10,758,000 | 309,000   |
|                                  |  | San Juan Integrated School   |                    | 299,000   | 299,000    |           |
|                                  |  | San Leonardo National High School                                    | 5,681,000          | 665,000   | 6,346,000  | 239,000   |
|                                  |  | San Pascual Integrated School  |                    | 241,000   | 241,000    |           |
|                                  |  | Santa Rosa Integrated School   |                    | 367,000   | 367,000    |           |
|                                  |  | Santor National High School  |                    | 236,000   | 236,000    |           |

| REGION / SDO / SECONDARY SCHOOLS |  | JUNIOR HIGH SCHOOL |            |             | SENIOR HS  |
|----------------------------------|--|--------------------|------------|-------------|------------|
|                                  |  | PS                 | MOOE       | TOTAL       | MOOE       |
|                                  | St. Joseph National High School  |                    | 239,000    | 239,000     |            |
|                                  | Sta. Barbara Integrated School   | 4,032,000          | 417,000    | 4,449,000   | 150,000    |
|                                  | Sta. Barbara National High School  | 11,868,000         | 952,000    | 12,820,000  | 268,000    |
|                                  | Sta. Barbara National High School Annex - Panabingan   | 6,588,000          | 580,000    | 7,168,000   | 150,000    |
|                                  | Sta. Maria National High School  | 12,200,000         | 796,000    | 12,996,000  | 293,000    |
|                                  | Sto. Rosario National High School, Sto. Domingo  | 10,659,000         | 800,000    | 11,459,000  | 355,000    |
|                                  | Tabacao High School  | 10,812,000         | 872,000    | 11,684,000  | 300,000    |
|                                  | Tagumpay Integrated School   | 403,000            | 242,000    | 645,000     |            |
|                                  | Tagumpay Nagaño High School  | 10,336,000         | 718,000    | 11,054,000  | 158,000    |
|                                  | Talabutab National High School - E. L. Joson Annex   | 9,208,000          | 719,000    | 9,927,000   | 158,000    |
|                                  | Talavera Senior High School  |                    |            |             | 2,648,000  |
|                                  | Talugtug National High School Annex - Saverona   |                    | 443,000    | 443,000     | 151,000    |
|                                  | Vaca Valley National High School Annex - San Felipe Integrated School                        | 4,111,000          | 410,000    | 4,521,000   | 150,000    |
|                                  | Vega National High School  | 8,906,000          | 732,000    | 9,638,000   | 197,000    |
|                                  | Virginia D. Dulay Integrated School  | 403,000            | 312,000    | 715,000     |            |
|                                  | Division of Olongapo City  | 63,577,000         | 5,755,000  | 69,332,000  | 4,216,000  |
|                                  | Division Office - Proper   | 975,000            |            | 975,000     |            |
|                                  | City of Olongapo National High School - James L. Gordon Integrated School                    | 10,566,000         | 964,000    | 11,530,000  |            |
|                                  | Gordon Heights National High School - St. Rita High School                                   | 8,228,000          | 984,000    | 9,212,000   |            |
|                                  | Iram High School (resettlement school)   | 8,849,000          | 735,000    | 9,584,000   |            |
|                                  | Mabayuan Senior High School Stand Alone 2  |                    |            |             | 950,000    |
|                                  | New Cabalan Senior High School   |                    |            |             | 1,253,000  |
|                                  | Old Cabalan High School  | 20,859,000         | 1,604,000  | 22,463,000  |            |
|                                  | Sergia Soriano Esteban High School   | 11,480,000         | 1,059,000  | 12,539,000  |            |
|                                  | Sergia Soriano Esteban High School II  | 2,620,000          | 409,000    | 3,029,000   |            |
|                                  | SHS within Barretto 1 ES   |                    |            |             | 671,000    |
|                                  | SHS within Tapinac ES  |                    |            |             | 1,342,000  |
|                                  | Division of Pampanga   | 451,639,000        | 40,521,000 | 492,160,000 | 10,966,000 |
|                                  | Division Office - Proper   | 6,553,000          |            | 6,553,000   |            |
|                                  | Ambrosio S. Simpao Educational and Trade Center of Learning (ASSET)                          | 8,535,000          | 834,000    | 9,369,000   | 181,000    |
|                                  | Ayala High School  | 12,011,000         | 1,195,000  | 13,206,000  | 543,000    |
|                                  | Bacolor Municipal High School  | 8,626,000          | 495,000    | 9,121,000   | 150,000    |
|                                  | Bancal Pugad Integrated School   | 4,236,000          | 294,000    | 4,530,000   |            |
|                                  | Baruya National High School  | 14,606,000         | 796,000    | 15,402,000  |            |
|                                  | Becuran National High School Annex (San Basilio High School)                                 | 10,518,000         | 841,000    | 11,359,000  | 337,000    |
|                                  | Bulac National High School, Minalin  | 4,381,000          | 573,000    | 4,954,000   | 150,000    |
|                                  | Calantipe High School  |                    | 412,000    | 412,000     |            |
|                                  | Camba National High School - Candating High School   | 7,888,000          | 691,000    | 8,579,000   |            |
|                                  | Camias High School   | 2,557,000          | 339,000    | 2,896,000   | 150,000    |
|                                  | Concepcion Integrated School (San Pedro National High School - Concepcion Integrated School) | 17,904,000         | 788,000    | 18,692,000  | 174,000    |
|                                  | Conrado C. Macapinlac, Sr. National High School  | 4,576,000          | 545,000    | 5,121,000   |            |
|                                  | Del Carmen National High School  | 11,797,000         | 913,000    | 12,710,000  | 305,000    |
|                                  | Don Antonio Lee Chi Uan Integrated School  | 13,201,000         | 874,000    | 14,075,000  | 222,000    |
|                                  | Gatiawin National High School  | 6,515,000          | 1,002,000  | 7,517,000   |            |
|                                  | Gerry Rodriguez High School  | 11,324,000         | 868,000    | 12,192,000  | 209,000    |
|                                  | Lanang High School   | 2,867,000          | 456,000    | 3,323,000   |            |
|                                  | Macabebe High School   | 14,452,000         | 996,000    | 15,448,000  | 247,000    |
|                                  | Malauli High School  | 5,534,000          | 575,000    | 6,109,000   | 150,000    |
|                                  | Malusac National High School   | 5,240,000          | 504,000    | 5,744,000   | 150,000    |
|                                  | Mangga High School   | 4,452,000          | 615,000    | 5,067,000   | 150,000    |
|                                  | Mapaniqui National High School   | 9,708,000          | 851,000    | 10,559,000  | 264,000    |
|                                  | Nabucod Integrated School  |                    | 289,000    | 289,000     |            |
|                                  | Paralaya High School   | 15,123,000         | 1,159,000  | 16,282,000  |            |
|                                  | Pasay City North High School - Basa Air Base Annex   | 8,007,000          | 190,000    | 8,197,000   |            |
|                                  | Planas High School   | 9,928,000          | 763,000    | 10,691,000  | 179,000    |
|                                  | Porac Model Community High School - Villa Maria High School                                  | 4,535,000          | 420,000    | 4,955,000   | 150,000    |
|                                  | Prado Siongco High School  |                    | 539,000    | 539,000     |            |
|                                  | Pulong Gubat High School   | 1,690,000          | 414,000    | 2,104,000   |            |
|                                  | Rodolfo V. Feliciano Memorial High School  | 10,929,000         | 995,000    | 11,924,000  |            |
|                                  | Sagrada Familia Integrated School  | 11,992,000         | 955,000    | 12,947,000  | 298,000    |
|                                  | Salapungan National High School - Annex Mandili  | 6,666,000          | 834,000    | 7,500,000   | 325,000    |



| REGION / SDO / SECONDARY SCHOOLS |  |  | JUNIOR HIGH SCHOOL |            |             | SENIOR HS |
|----------------------------------|--|--|--------------------|------------|-------------|-----------|
|                                  |  |  | PS                 | MOOE       | TOTAL       | MOOE      |
|                                  |  | Sampaga High School  | 11,354,000         | 837,000    | 12,191,000  | 150,000   |
|                                  |  | San Esteban National High School                           | 8,890,000          | 598,000    | 9,488,000   | 150,000   |
|                                  |  | San Esteban National High School-Consuelo                  |                    | 456,000    | 456,000     | 150,000   |
|                                  |  | San Isidro National High School (San Jose Integrated)      | 5,226,000          | 513,000    | 5,739,000   | 150,000   |
|                                  |  | San Isidro National High School, Bacolor                   | 10,437,000         | 791,000    | 11,228,000  | 154,000   |
|                                  |  | San Jose Gumi Integrated School                            | 2,039,000          | 309,000    | 2,348,000   |           |
|                                  |  | San Jose National High School                              | 9,144,000          | 774,000    | 9,918,000   | 241,000   |
|                                  |  | San Juan Baño High School                                  |                    | 424,000    | 424,000     |           |
|                                  |  | San Juan-San Luis National High School                     | 10,589,000         | 778,000    | 11,367,000  | 206,000   |
|                                  |  | San Luis National High School                              | 22,234,000         | 1,729,000  | 23,963,000  | 1,121,000 |
|                                  |  | San Nicolas Integrated School                              | 4,382,000          | 399,000    | 4,781,000   |           |
|                                  |  | San Roque Arbol High School                                | 4,587,000          | 586,000    | 5,173,000   | 186,000   |
|                                  |  | San Simon High School                                      | 21,045,000         | 1,502,000  | 22,547,000  | 481,000   |
|                                  |  | Santiago National High School                              |                    | 458,000    | 458,000     |           |
|                                  |  | Sapang Kawayan High School                                 | 4,429,000          | 464,000    | 4,893,000   | 150,000   |
|                                  |  | Sapang Uwak High School                                    |                    | 250,000    | 250,000     |           |
|                                  |  | Sebitanan National High School                             | 3,246,000          | 386,000    | 3,632,000   | 150,000   |
|                                  |  | Sitio Mindanao Integrated School                           |                    | 240,000    | 240,000     |           |
|                                  |  | Sta. Catalina High School                                  | 6,755,000          | 589,000    | 7,344,000   |           |
|                                  |  | Sta. Monica High School                                    | 4,962,000          | 607,000    | 5,569,000   | 150,000   |
|                                  |  | Sta. Teresa II Integrated School                           | 3,437,000          | 472,000    | 3,909,000   |           |
|                                  |  | Sto. Rosario National High School                          |                    | 441,000    | 441,000     |           |
|                                  |  | Sto. Tomas National High School, Sto. Tomas                | 10,479,000         | 692,000    | 11,171,000  | 156,000   |
|                                  |  | Sucad National High School, Apalit                         | 11,039,000         | 907,000    | 11,946,000  | 335,000   |
|                                  |  | Tagulod National High School                               | 5,250,000          | 545,000    | 5,795,000   | 150,000   |
|                                  |  | Telacsan National High School                              | 12,380,000         | 736,000    | 13,116,000  | 302,000   |
|                                  |  | Telesforo Natividad National High School                   | 11,412,000         | 1,073,000  | 12,485,000  | 360,000   |
|                                  |  | Wenceslao Village High School                              | 6,366,000          | 514,000    | 6,880,000   |           |
|                                  |  | SHS in Apalit, Pampanga                                    |                    |            |             | 583,000   |
|                                  |  | SHS in Magalang, Pampanga                                  |                    |            |             | 1,157,000 |
|                                  |  |  |                    |            |             |           |
|                                  |  | Division of San Fernando City                              | 211,526,000        | 18,286,000 | 229,812,000 | 4,222,000 |
|                                  |  |  |                    |            |             |           |
|                                  |  | Division Office - Proper                                   | 3,451,000          |            | 3,451,000   |           |
|                                  |  | Archbishop Emilio Cinense Integrated School                | 1,619,000          | 400,000    | 2,019,000   |           |
|                                  |  | Baliti Integrated School                                   | 8,595,000          | 767,000    | 9,362,000   | 150,000   |
|                                  |  | Calulut Integrated School                                  | 7,845,000          | 897,000    | 8,742,000   | 302,000   |
|                                  |  | City of San Fernando Tech-Voc Senior High School           |                    |            |             | 285,000   |
|                                  |  | City of San Fernando West Integrated School                | 8,212,000          | 537,000    | 8,749,000   | 150,000   |
|                                  |  | Del Carmen Integrated School                               | 3,684,000          | 530,000    | 4,214,000   | 150,000   |
|                                  |  | Dolores Stand Alone Senior High School                     |                    |            |             | 395,000   |
|                                  |  | Information and Communication Technology (ICT) High School | 10,825,000         | 864,000    | 11,689,000  | 394,000   |
|                                  |  | Lara Integrated School                                     | 6,163,000          | 587,000    | 6,750,000   |           |
|                                  |  | Magliman Integrated School                                 | 5,039,000          | 453,000    | 5,492,000   | 150,000   |
|                                  |  | Maimpis Integrated School                                  | 9,394,000          | 767,000    | 10,161,000  | 199,000   |
|                                  |  | Malino Integrated School                                   | 1,619,000          | 412,000    | 2,031,000   |           |
|                                  |  | Malpitic Integrated School                                 | 2,023,000          | 473,000    | 2,496,000   |           |
|                                  |  | Northville Integrated School                               | 31,267,000         | 2,220,000  | 33,487,000  | 626,000   |
|                                  |  | Nuestra Señora del Pilar Integrated School                 | 21,048,000         | 1,117,000  | 22,165,000  | 344,000   |
|                                  |  | Pandaras Integrated School                                 | 810,000            | 308,000    | 1,118,000   | 150,000   |
|                                  |  | Panipuan Integrated School                                 | 15,865,000         | 1,027,000  | 16,892,000  | 312,000   |
|                                  |  | Pulungbulu Integrated School                               | 1,214,000          | 353,000    | 1,567,000   |           |
|                                  |  | Saguin Integrated School                                   | 6,907,000          | 609,000    | 7,516,000   |           |
|                                  |  | San Agustin Integrated School                              | 3,360,000          | 480,000    | 3,840,000   |           |
|                                  |  | San Isidro Integrated School                               | 17,691,000         | 1,375,000  | 19,066,000  |           |
|                                  |  | San Jose Panluman Integrated School                        | 2,429,000          | 503,000    | 2,932,000   |           |
|                                  |  | San Nicolas Integrated School                              | 10,605,000         | 797,000    | 11,402,000  |           |
|                                  |  | San Pablo Integrated School                                | 1,619,000          | 385,000    | 2,004,000   |           |
|                                  |  | St. Vincent of Quebiawan Integrated School                 | 11,318,000         | 769,000    | 12,087,000  | 150,000   |
|                                  |  | Sta. Lucia Integrated School                               | 7,958,000          | 938,000    | 8,896,000   | 229,000   |
|                                  |  | Telabastagan Integrated School                             | 10,966,000         | 718,000    | 11,684,000  | 236,000   |

| REGION / SDO / SECONDARY SCHOOLS |  | JUNIOR HIGH SCHOOL |            |             | SENIOR HS  |
|----------------------------------|--|--------------------|------------|-------------|------------|
|                                  |  | PS                 | MOOE       | TOTAL       | MOOE       |
|                                  |  |                    |            |             |            |
|                                  | Division of San Jose City  | 73,460,000         | 6,916,000  | 80,376,000  | 1,798,000  |
|                                  | Division Office - Proper   | 1,084,000          |            | 1,084,000   |            |
|                                  | Bagong Sikat Integrated School   |                    | 374,000    | 374,000     |            |
|                                  | Caanawan National High School (Constancio Padilla National High School - Caanawan Annex)   | 18,819,000         | 1,607,000  | 20,426,000  | 672,000    |
|                                  | Constancio Padilla National High School - Kita Kita Extension                              | 8,002,000          | 731,000    | 8,733,000   |            |
|                                  | Porais National High School  | 14,995,000         | 1,058,000  | 16,053,000  | 463,000    |
|                                  | San Agustin Integrated School  | 810,000            | 499,000    | 1,309,000   |            |
|                                  | Sto. Niño 3rd National High School   | 14,429,000         | 1,269,000  | 15,698,000  | 381,000    |
|                                  | Tayabo High School - CPNHS Annex   | 5,343,000          | 559,000    | 5,902,000   |            |
|                                  | Tondod National High School  | 9,978,000          | 819,000    | 10,797,000  | 282,000    |
|                                  |  |                    |            |             |            |
|                                  | Division of San Jose del Monte City  | 220,190,000        | 19,127,000 | 239,317,000 | 3,320,000  |
|                                  | Division Office - Proper   | 3,858,000          |            | 3,858,000   |            |
|                                  | Citrus National High School (Citrus High School)   | 33,981,000         | 2,412,000  | 36,393,000  | 396,000    |
|                                  | City of San Jose del Monte National Science High School                                    | 5,409,000          | 672,000    | 6,081,000   | 467,000    |
|                                  | Kakawate High School   | 21,020,000         | 1,770,000  | 22,790,000  | 385,000    |
|                                  | Kaypian National High School   | 28,940,000         | 2,631,000  | 31,571,000  | 697,000    |
|                                  | Marangal National High School  | 34,823,000         | 2,931,000  | 37,754,000  | 507,000    |
|                                  | Mulawin National High School   | 1,684,000          | 614,000    | 2,298,000   |            |
|                                  | Muzon Harmony Hills High School  | 38,442,000         | 2,886,000  | 41,328,000  | 153,000    |
|                                  | San Jose del Monte Heights High School   | 13,770,000         | 1,971,000  | 15,741,000  |            |
|                                  | San Manuel High School   | 810,000            | 574,000    | 1,384,000   |            |
|                                  | San Rafael National High School  | 5,070,000          | 445,000    | 5,515,000   |            |
|                                  | Sto. Cristo National High School (Sto. Cristo High School)                                 | 32,383,000         | 2,221,000  | 34,604,000  | 715,000    |
|                                  |  |                    |            |             |            |
|                                  | Division of Tarlac   | 387,357,000        | 37,580,000 | 424,937,000 | 11,281,000 |
|                                  | Division Office - Proper   | 5,851,000          |            | 5,851,000   |            |
|                                  | Anastacio G. Yumul High School   | 19,392,000         | 1,488,000  | 20,880,000  | 481,000    |
|                                  | Aranguren Integrated School  | 13,010,000         | 1,050,000  | 14,060,000  | 277,000    |
|                                  | Aringin National High School   | 11,881,000         | 959,000    | 12,840,000  | 215,000    |
|                                  | Balaoang High School - Annex   | 9,281,000          | 1,113,000  | 10,394,000  | 305,000    |
|                                  | Balayang High School   |                    | 727,000    | 727,000     | 150,000    |
|                                  | Bamban National High School  | 8,723,000          | 780,000    | 9,503,000   | 294,000    |
|                                  | Baquero Norte Integrated School  |                    | 249,000    | 249,000     |            |
|                                  | Birbira High School  | 14,796,000         | 1,091,000  | 15,887,000  | 481,000    |
|                                  | Buenavista National High School  | 10,080,000         | 748,000    | 10,828,000  | 247,000    |
|                                  | Buenlag National High School   | 7,760,000          | 657,000    | 8,417,000   | 165,000    |
|                                  | Bueno Integrated School  |                    | 245,000    | 245,000     |            |
|                                  | Caanamongan National High School   | 6,621,000          | 555,000    | 7,176,000   | 165,000    |
|                                  | Calawitan High School (resettlement school) - Calangitan High School (resettlement school) | 5,032,000          | 570,000    | 5,602,000   | 150,000    |
|                                  | Calayaan Integrated School   |                    | 205,000    | 205,000     |            |
|                                  | Calipayan National High School   |                    | 549,000    | 549,000     | 170,000    |
|                                  | Caluluan High School - Annex   |                    | 533,000    | 533,000     | 195,000    |
|                                  | Cardona National High School   | 6,224,000          | 631,000    | 6,855,000   | 179,000    |
|                                  | Comillas National High School  | 13,709,000         | 902,000    | 14,611,000  | 335,000    |
|                                  | Demetrio F. Nagtalon Integrated School   |                    | 224,000    | 224,000     |            |
|                                  | Don Casimiro G. Tanedo Integrated School   |                    | 487,000    | 487,000     |            |
|                                  | Dueg High School (resettlement school)   | 3,482,000          | 362,000    | 3,844,000   | 150,000    |
|                                  | Estipona National High School - Annex  | 2,208,000          | 839,000    | 3,047,000   | 286,000    |
|                                  | Gerona Western National High School  | 9,390,000          | 749,000    | 10,139,000  | 284,000    |
|                                  | Labney Integrated School   |                    | 217,000    | 217,000     |            |
|                                  | Lawy National High School  | 13,203,000         | 955,000    | 14,158,000  | 225,000    |
|                                  | Malacampa National High School   | 22,272,000         | 1,892,000  | 24,164,000  | 1,265,000  |
|                                  | Maungib National High School   | 7,078,000          | 578,000    | 7,656,000   | 150,000    |
|                                  | Mayantoc Technical-Vocational High School  | 7,507,000          | 804,000    | 8,311,000   | 282,000    |
|                                  | Nambalan Integrated School   |                    | 245,000    | 245,000     |            |
|                                  | O'Donnel High School - Annex   | 5,077,000          | 541,000    | 5,618,000   | 150,000    |
|                                  | Pacpaco Integrated School  | 810,000            | 387,000    | 1,197,000   |            |
|                                  | Pilpila National High School   | 4,426,000          | 466,000    | 4,892,000   | 150,000    |
|                                  | Pitombayog National High School  | 12,480,000         | 886,000    | 13,366,000  | 273,000    |
|                                  | Quezon National High School  | 6,413,000          | 560,000    | 6,973,000   | 150,000    |
|                                  | Sacata National High School  | 8,448,000          | 708,000    | 9,156,000   | 150,000    |
|                                  | San de Valdez Integrated School  | 7,486,000          | 700,000    | 8,186,000   | 154,000    |
|                                  | San Agustin Integrated School, San Manuel  | 2,023,000          | 423,000    | 2,446,000   |            |



| REGION / SDO / SECONDARY SCHOOLS |  |  | JUNIOR HIGH SCHOOL |            |             | SENIOR HS |
|----------------------------------|--|--|--------------------|------------|-------------|-----------|
|                                  |  |  | PS                 | MOOE       | TOTAL       | MOOE      |
|                                  |  | San Agustin Integrated School, Gerona  |                    | 205,000    | 205,000     |           |
|                                  |  | San Bartolome National High School   | 7,874,000          | 481,000    | 8,355,000   | 150,000   |
|                                  |  | San Bartolome National High School (Annex)   | 871,000            | 402,000    | 1,273,000   | 150,000   |
|                                  |  | San Clemente Integrated School   |                    | 365,000    | 365,000     |           |
|                                  |  | San Jose National High School  | 7,127,000          | 574,000    | 7,701,000   | 156,000   |
|                                  |  | San Manuel National High School  |                    | 447,000    | 447,000     | 150,000   |
|                                  |  | Santiago Integrated School   |                    | 215,000    | 215,000     |           |
|                                  |  | Sapang National High School  | 13,335,000         | 943,000    | 14,278,000  | 318,000   |
|                                  |  | Sta. Ines National High School   | 6,929,000          | 637,000    | 7,566,000   | 150,000   |
|                                  |  | Sta. Lucia National High School  | 13,404,000         | 1,047,000  | 14,451,000  | 238,000   |
|                                  |  | Sta. Monica Integrated School  |                    | 207,000    | 207,000     |           |
|                                  |  | Sta. Rosa Integrated School  | 7,945,000          | 674,000    | 8,619,000   | 150,000   |
|                                  |  | Surgui Integrated School   |                    | 216,000    | 216,000     |           |
|                                  |  | Tagumbao National High School  | 28,152,000         | 916,000    | 29,068,000  | 286,000   |
|                                  |  | Tarlac National High School Annex  | 36,013,000         | 2,393,000  | 38,406,000  | 1,221,000 |
|                                  |  | Vargas National High School  | 6,489,000          | 631,000    | 7,120,000   | 204,000   |
|                                  |  | Victoria National High School - Annex  |                    | 727,000    | 727,000     | 150,000   |
|                                  |  | Villa Aglipay National High School - Iba High School                                     | 8,078,000          | 783,000    | 8,861,000   | 330,000   |
|                                  |  | Villa Aglipay National High School - Moriones High School                                | 6,477,000          | 642,000    | 7,119,000   | 150,000   |
|                                  |  |  |                    |            |             |           |
|                                  |  | Division of Tarlac City  | 133,163,000        | 11,848,000 | 145,011,000 | 3,148,000 |
|                                  |  | Division Office - Proper   | 2,075,000          |            | 2,075,000   |           |
|                                  |  | Armenia Integrated School  | 6,557,000          | 686,000    | 7,243,000   | 238,000   |
|                                  |  | Balanti High School  | 403,000            | 332,000    | 735,000     |           |
|                                  |  | Balibago Primero Integrated School   | 11,587,000         | 978,000    | 12,565,000  | 264,000   |
|                                  |  | Baras Baras High School  | 14,504,000         | 1,131,000  | 15,635,000  | 373,000   |
|                                  |  | Batangbatang Integrated School   | 3,258,000          | 438,000    | 3,696,000   |           |
|                                  |  | Burot Integrated School  | 8,121,000          | 753,000    | 8,874,000   | 150,000   |
|                                  |  | Central Azucarera De Tarlac National High School Annex                                   |                    | 455,000    | 455,000     |           |
|                                  |  | Matatalaib High School   | 15,101,000         | 1,309,000  | 16,410,000  | 360,000   |
|                                  |  | Sapang Maragul Integrated School   |                    | 300,000    | 300,000     |           |
|                                  |  | Sinait Integrated School   |                    | 216,000    | 216,000     |           |
|                                  |  | Sto. Cristo Integrated School  | 34,863,000         | 2,959,000  | 37,822,000  | 658,000   |
|                                  |  | Tibag High School  | 36,694,000         | 2,291,000  | 38,985,000  | 1,105,000 |
|                                  |  |  |                    |            |             |           |
|                                  |  | Division of Zambales   | 179,786,000        | 27,497,000 | 207,283,000 | 4,492,000 |
|                                  |  | Division Office - Proper   | 3,805,000          |            | 3,805,000   |           |
|                                  |  | Acoje National High School   | 6,375,000          | 376,000    | 6,751,000   | 150,000   |
|                                  |  | Babuyan Integrated School  |                    | 233,000    | 233,000     |           |
|                                  |  | Bamban National High School  | 2,831,000          | 668,000    | 3,499,000   |           |
|                                  |  | Bancal Integrated School   |                    | 655,000    | 655,000     | 151,000   |
|                                  |  | Bangan - Capayawan Integrated School   |                    | 289,000    | 289,000     |           |
|                                  |  | Bani High School - San Salvador Integrated School  | 6,603,000          | 538,000    | 7,141,000   | 150,000   |
|                                  |  | Bani National High School Coto Annex   | 2,570,000          | 400,000    | 2,970,000   | 150,000   |
|                                  |  | Baquilan High School (resettlement school)   | 8,961,000          | 724,000    | 9,685,000   | 169,000   |
|                                  |  | Beneg National High School   | 5,388,000          | 429,000    | 5,817,000   | 150,000   |
|                                  |  | Botolan North Integrated School  |                    | 296,000    | 296,000     |           |
|                                  |  | Bucao Integrated School  | 403,000            | 236,000    | 639,000     |           |
|                                  |  | Cabatuan Integrated School   |                    | 290,000    | 290,000     |           |
|                                  |  | Cabitaugan Integrated School   | 3,087,000          | 343,000    | 3,430,000   |           |
|                                  |  | Calapandayan Integrated School   |                    | 790,000    | 790,000     |           |
|                                  |  | Carael Integrated School   | 403,000            | 263,000    | 666,000     |           |
|                                  |  | Cawag High School (resettlement school)  | 6,904,000          | 509,000    | 7,413,000   | 150,000   |
|                                  |  | Cawag High School (resettlement school) Annex  | 4,144,000          | 446,000    | 4,590,000   | 150,000   |
|                                  |  | Cawag High School Annex II - Nagyantok High School                                       | 7,131,000          | 708,000    | 7,839,000   | 192,000   |
|                                  |  | Cawag Resettlement Annex III - Kinabuksan High School                                    |                    | 274,000    | 274,000     | 150,000   |
|                                  |  | Dojoc Balite Integrated School   | 1,214,000          | 285,000    | 1,499,000   | 150,000   |
|                                  |  | Gov. Manuel Barreto National High School Annex II - Don Getulio F. Arendaeng High School | 3,520,000          | 468,000    | 3,988,000   |           |
|                                  |  | Hanjin Integrated School   | 3,767,000          | 502,000    | 4,269,000   |           |
|                                  |  | Illwas Integrated School (Josephine Khonghun Special Education Center)                   | 6,075,000          | 483,000    | 6,558,000   |           |
|                                  |  | Lakas High School  | 3,118,000          | 370,000    | 3,488,000   | 150,000   |
|                                  |  | Laoag Integrated School  |                    | 395,000    | 395,000     |           |
|                                  |  | Longos Integrated School   |                    | 293,000    | 293,000     |           |
|                                  |  | Loob Bunga High School (resettlement school)   | 10,700,000         | 846,000    | 11,546,000  | 197,000   |
|                                  |  | Looc Integrated School   |                    | 259,000    | 259,000     |           |
|                                  |  | Maguisguis Integrated School   |                    | 283,000    | 283,000     | 150,000   |

| REGION / SDO / SECONDARY SCHOOLS |  | JUNIOR HIGH SCHOOL |             |               | SENIOR HS   |
|----------------------------------|--|--------------------|-------------|---------------|-------------|
|                                  |  | PS                 | MOOE        | TOTAL         | MOOE        |
|                                  | Maloma National High School - Sagpat High School                         | 3,497,000          | 377,000     | 3,874,000     | 150,000     |
|                                  | Mambog Integrated School   |                    | 304,000     | 304,000       |             |
|                                  | Mena Memorial High School - San Fernando Integrated School               |                    | 389,000     | 389,000       |             |
|                                  | Nacolcol Integrated School   |                    | 238,000     | 238,000       |             |
|                                  | Namatacan National High School   | 3,583,000          | 385,000     | 3,968,000     |             |
|                                  | Naugsol Integrated School  | 4,979,000          | 487,000     | 5,466,000     | 150,000     |
|                                  | Paite-Balincaguig National High School                                   | 4,023,000          | 456,000     | 4,479,000     | 150,000     |
|                                  | Pamatawan Integrated School  | 3,548,000          | 416,000     | 3,964,000     |             |
|                                  | Poonbato Integrated School   |                    | 278,000     | 278,000       |             |
|                                  | Porac Integrated School  |                    | 259,000     | 259,000       |             |
|                                  | San Agustin Integrated School  | 5,675,000          | 608,000     | 6,283,000     |             |
|                                  | San Guillermo National High School - San Rafael High School              | 4,455,000          | 514,000     | 4,969,000     | 150,000     |
|                                  | San Juan Integrated School   |                    | 401,000     | 401,000       | 150,000     |
|                                  | San Marcelino High School  | 3,969,000          | 436,000     | 4,405,000     | 150,000     |
|                                  | San Marcelino National High School Annex                                 | 5,202,000          | 487,000     | 5,689,000     | 150,000     |
|                                  | San Miguel National High School - Pundakit Integrated School             | 403,000            | 357,000     | 760,000       | 150,000     |
|                                  | San Miguel National High School Annex II - Angel C. Malicmot High School | 8,678,000          | 600,000     | 9,278,000     |             |
|                                  | Santiago Integrated School   |                    | 209,000     | 209,000       |             |
|                                  | Sta. Barbara Integrated School   |                    | 282,000     | 282,000       |             |
|                                  | Sta. Cruz High School - Don Marcelo C. Marty High School                 |                    | 1,010,000   | 1,010,000     | 150,000     |
|                                  | Sta. Cruz National High School - Jesus F. Magsaysay High School Annex    | 3,243,000          | 724,000     | 3,967,000     | 310,000     |
|                                  | Sta. Fe National High School   | 4,824,000          | 400,000     | 5,224,000     | 150,000     |
|                                  | Sto. Rosario Integrated School   | 17,335,000         | 1,145,000   | 18,480,000    |             |
|                                  | Subic National High School Annex I - Sto. Tomas Integrated School        | 8,127,000          | 738,000     | 8,865,000     |             |
|                                  | Subic National High School Annex II - Batiawan Integrated School         |                    | 346,000     | 346,000       | 150,000     |
|                                  | Subic National High School Annex III - Batiawan Annex Integrated School  | 4,144,000          | 357,000     | 4,501,000     |             |
|                                  | Subic National High School Annex IV - San Isidro High School             |                    | 709,000     | 709,000       | 323,000     |
|                                  | Subic National High School Annex V - Iwas High School                    |                    | 814,000     | 814,000       |             |
|                                  | Subic National High School Annex VI - Sacatihan High School              |                    | 289,000     | 289,000       |             |
|                                  | Uacon Integrated School  | 6,699,000          | 593,000     | 7,292,000     |             |
|                                  | Villar Integrated School   | 403,000            | 238,000     | 641,000       |             |
|                                  | Region IVA - CALABARZON  | 2,949,443,000      | 351,534,000 | 3,300,977,000 | 192,160,000 |
|                                  | Division of Antipolo City  | 174,291,000        | 14,154,000  | 188,445,000   | 6,712,000   |
|                                  | Division Office - Proper   | 3,326,000          |             | 3,326,000     |             |
|                                  | Antipolo City National Science and Technology High School                | 5,830,000          | 694,000     | 6,524,000     | 263,000     |
|                                  | Antipolo City Senior High School   |                    |             |               | 3,817,000   |
|                                  | Apia Integrated School   |                    | 384,000     | 384,000       |             |
|                                  | Binayoyo Integrated School   | 403,000            | 313,000     | 716,000       |             |
|                                  | Calawis National High School   | 10,769,000         | 789,000     | 11,558,000    | 279,000     |
|                                  | Canumay National High School   | 3,239,000          | 377,000     | 3,616,000     | 150,000     |
|                                  | Dalig National High School   | 31,926,000         | 2,529,000   | 34,455,000    | 663,000     |
|                                  | Dela Paz National High School  | 51,267,000         | 3,587,000   | 54,854,000    | 172,000     |
|                                  | Kaysakat National High School  | 8,305,000          | 818,000     | 9,123,000     | 243,000     |
|                                  | Muntidilaw National High School  | 17,415,000         | 1,366,000   | 18,781,000    | 346,000     |
|                                  | Old Boso-Boso National High School                                       | 14,131,000         | 1,134,000   | 15,265,000    | 316,000     |
|                                  | Rizza National High School   | 12,743,000         | 1,133,000   | 13,876,000    | 160,000     |
|                                  | San Juan National High School  | 14,937,000         | 1,030,000   | 15,967,000    | 303,000     |
|                                  | Division of Bacoar City  | 40,560,000         | 15,214,000  | 55,774,000    | 8,984,000   |
|                                  | Bacoar National High School - Gawaran Annex                              | 12,239,000         | 1,693,000   | 13,932,000    |             |
|                                  | Bacoar National High School - Taging Dagat Annex                         |                    | 4,246,000   | 4,246,000     |             |
|                                  | Bacoar National High School - Villa Maria Annex                          |                    | 1,548,000   | 1,548,000     |             |
|                                  | City of Bacoar National High School - Georgetown                         | 4,854,000          | 1,987,000   | 6,841,000     |             |
|                                  | City of Bacoar National High School - San Nicolas                        | 7,689,000          | 2,079,000   | 9,768,000     |             |
|                                  | City of Bacoar National High School - Springville                        | 8,093,000          | 1,629,000   | 9,722,000     |             |
|                                  | City of Bacoar National High School- Salinas                             | 4,854,000          | 1,460,000   | 6,314,000     |             |
|                                  | Responsible Village Leaders Learning Academy (REVILLA) High School       | 2,831,000          | 572,000     | 3,403,000     |             |
|                                  | Senior High School-Dulong Bayan  |                    |             |               | 1,010,000   |
|                                  | SHS in Progressive, Bacoar City  |                    |             |               | 1,095,000   |
|                                  | SHS in San Nicholas III, Bacoar City                                     |                    |             |               | 4,785,000   |

| REGION / SDO / SECONDARY SCHOOLS |                      |  | JUNIOR HIGH SCHOOL |            |             | SENIOR HS  |
|----------------------------------|----------------------|--|--------------------|------------|-------------|------------|
|                                  |                      |  | PS                 | MOOE       | TOTAL       | MOOE       |
|                                  |                      | SHS within Bacoar Elementary School                |                    |            |             | 1,047,000  |
|                                  |                      | SHS within Sineguelasan Elementary School          |                    |            |             | 1,047,000  |
|                                  |                      |  |                    |            |             |            |
|                                  | Division of Batangas |  | 569,195,000        | 52,948,000 | 622,143,000 | 56,505,000 |
|                                  |                      | Division Office - Proper                           | 9,887,000          |            | 9,887,000   |            |
|                                  |                      | Agoncillo Senior High School                       |                    |            |             | 1,219,000  |
|                                  |                      | Alitagtag Senior High School                       |                    |            |             | 980,000    |
|                                  |                      | Alupay National High School                        | 12,190,000         | 1,015,000  | 13,205,000  | 807,000    |
|                                  |                      | Ananias C. Hernandez Memorial National High School | 9,576,000          | 763,000    | 10,339,000  |            |
|                                  |                      | Angeles Luistro Integrated Senior High School      | 2,936,000          | 402,000    | 3,338,000   | 150,000    |
|                                  |                      | Aplaya National High School                        | 5,015,000          | 583,000    | 5,598,000   |            |
|                                  |                      | Apolinario Mabini National High School             | 3,065,000          | 394,000    | 3,459,000   |            |
|                                  |                      | As-Is Integrated School                            | 403,000            | 266,000    | 669,000     |            |
|                                  |                      | Balakilong Integrated School                       | 810,000            | 328,000    | 1,138,000   |            |
|                                  |                      | Balayan Senior High School                         |                    |            |             | 4,650,000  |
|                                  |                      | Balibago-Biga National High School                 | 8,870,000          | 705,000    | 9,575,000   |            |
|                                  |                      | Banyaga Munti National High School                 | 12,684,000         | 876,000    | 13,560,000  |            |
|                                  |                      | Basilio S. Marasigan Memorial National High School |                    | 286,000    | 286,000     |            |
|                                  |                      | Batangas High School for Culture and Arts          | 3,589,000          | 395,000    | 3,984,000   | 150,000    |
|                                  |                      | Batangas Province Science High School              | 3,595,000          | 401,000    | 3,996,000   |            |
|                                  |                      | Bayanan National High School                       | 7,957,000          | 738,000    | 8,695,000   |            |
|                                  |                      | Bigain National High School                        | 6,635,000          | 624,000    | 7,259,000   | 150,000    |
|                                  |                      | Bilogo National High School                        | 10,602,000         | 767,000    | 11,369,000  | 150,000    |
|                                  |                      | Bolbok National High School                        | 8,155,000          | 714,000    | 8,869,000   |            |
|                                  |                      | Bugaan Integrated School                           | 1,214,000          | 423,000    | 1,637,000   |            |
|                                  |                      | Bukal National High School                         | 13,097,000         | 936,000    | 14,033,000  | 150,000    |
|                                  |                      | Bulihan Integrated Senior High School              | 9,292,000          | 747,000    | 10,039,000  | 176,000    |
|                                  |                      | Bunducan National High School                      | 5,816,000          | 561,000    | 6,377,000   |            |
|                                  |                      | Cahil National High School                         | 9,151,000          | 760,000    | 9,911,000   |            |
|                                  |                      | Calaca Senior High School                          |                    |            |             | 3,627,000  |
|                                  |                      | Calantas National High School                      | 2,851,000          | 431,000    | 3,282,000   |            |
|                                  |                      | Calantas Senior High School                        |                    |            |             | 418,000    |
|                                  |                      | Calatagan Senior High School                       |                    |            |             | 2,444,000  |
|                                  |                      | Calubcub I Senior High School                      |                    |            |             | 746,000    |
|                                  |                      | Catandaan Yabut National High School               | 6,810,000          | 665,000    | 7,475,000   |            |
|                                  |                      | Cubamba-Gahol Integrated School                    |                    | 260,000    | 260,000     |            |
|                                  |                      | Cuenca National High School                        | 15,363,000         | 1,281,000  | 16,644,000  |            |
|                                  |                      | Cuenca Senior High School                          |                    |            |             | 1,580,000  |
|                                  |                      | Dionisio P. Vito National High School              | 5,722,000          | 598,000    | 6,320,000   |            |
|                                  |                      | Don Julio Leviste Memorial Vocational High School  | 5,806,000          | 607,000    | 6,413,000   |            |
|                                  |                      | Dr. Bonifacio A. Masilungan National High School   | 8,564,000          | 866,000    | 9,430,000   | 280,000    |
|                                  |                      | Emilia L. Malabanan Integrated School              | 403,000            | 251,000    | 654,000     |            |
|                                  |                      | Francisco G. Perez National High School            | 8,794,000          | 686,000    | 9,480,000   |            |
|                                  |                      | Ilal National High School                          | 8,157,000          | 714,000    | 8,871,000   |            |
|                                  |                      | Inicluban National High School                     | 7,042,000          | 584,000    | 7,626,000   |            |
|                                  |                      | Itluga National High School                        | 10,234,000         | 810,000    | 11,044,000  | 328,000    |
|                                  |                      | Jaybanga National High School                      | 6,487,000          | 647,000    | 7,134,000   | 150,000    |
|                                  |                      | Kaylaway National High School                      | 14,414,000         | 1,133,000  | 15,547,000  |            |
|                                  |                      | Lemery Senior High School                          |                    |            |             | 4,970,000  |
|                                  |                      | Lian Senior High School                            |                    |            |             | 1,553,000  |
|                                  |                      | Libato National High School                        |                    | 259,000    | 259,000     |            |
|                                  |                      | Lipahan National High School                       | 9,320,000          | 894,000    | 10,214,000  |            |
|                                  |                      | Lobo Senior High School                            |                    |            |             | 1,753,000  |
|                                  |                      | Lucban National High School                        | 11,598,000         | 934,000    | 12,532,000  |            |
|                                  |                      | Lucsuhin Integrated School                         | 403,000            | 226,000    | 629,000     |            |
|                                  |                      | Lumangbayan National High School                   |                    | 496,000    | 496,000     | 150,000    |
|                                  |                      | Lumbang Na Matanda National High School            | 6,121,000          | 616,000    | 6,737,000   |            |
|                                  |                      | Luya Integrated School                             | 403,000            | 239,000    | 642,000     |            |
|                                  |                      | Mabalor - Catandala Integrated School              | 403,000            | 261,000    | 664,000     |            |
|                                  |                      | Mabini National High School                        | 6,356,000          | 573,000    | 6,929,000   |            |
|                                  |                      | Macalamcam-B National High School                  | 6,661,000          | 563,000    | 7,224,000   |            |
|                                  |                      | Mahanadiong National High School                   | 1,619,000          | 433,000    | 2,052,000   |            |
|                                  |                      | Malabrigo National High School                     | 9,018,000          | 685,000    | 9,703,000   |            |
|                                  |                      | Malaking Pook National High School                 | 7,955,000          | 636,000    | 8,591,000   |            |
|                                  |                      | Malapad na Bato National High School               | 7,211,000          | 588,000    | 7,799,000   |            |
|                                  |                      | Malapad na Parang National High School             | 6,995,000          | 653,000    | 7,648,000   |            |
|                                  |                      | Malvar Senior High School                          |                    |            |             | 2,876,000  |
|                                  |                      | Marcos Espejo Integrated School                    | 403,000            | 262,000    | 665,000     |            |

| REGION / SDO / SECONDARY SCHOOLS |   | JUNIOR HIGH SCHOOL |            |             | SENIOR HS |
|----------------------------------|---|--------------------|------------|-------------|-----------|
|                                  |   | PS                 | MOOE       | TOTAL       | MOOE      |
|                                  | Maria Paz Fronda National High School               | 5,946,000          | 513,000    | 6,459,000   |           |
|                                  | Mataasnakahoy Senior High School                    |                    |            |             | 1,129,000 |
|                                  | Matabungkay National High School                    | 14,969,000         | 1,142,000  | 16,111,000  |           |
|                                  | Maximo T. Hernandez National High School            | 9,539,000          | 821,000    | 10,360,000  | 296,000   |
|                                  | Mayuro National High School                         | 12,267,000         | 896,000    | 13,163,000  |           |
|                                  | Mayuro Senior High School                           |                    |            |             | 412,000   |
|                                  | Nagsaulay National High School                      | 9,207,000          | 784,000    | 9,991,000   | 156,000   |
|                                  | Nasugbu East Senior High School                     |                    |            |             | 2,193,000 |
|                                  | Pacita Ramos Mendoza Memorial National High School  | 3,515,000          | 396,000    | 3,911,000   |           |
|                                  | Palakpak National High School                       | 6,079,000          | 467,000    | 6,546,000   | 150,000   |
|                                  | Pantalan Senior High School                         |                    |            |             | 3,959,000 |
|                                  | Papaya National High School                         | 6,825,000          | 558,000    | 7,383,000   |           |
|                                  | Pinagbayanan National High School                   | 9,692,000          | 1,017,000  | 10,709,000  | 376,000   |
|                                  | Placido T. Amo Senior High School                   |                    |            |             | 2,326,000 |
|                                  | Primitivo Kalaw Senior High School                  |                    |            |             | 696,000   |
|                                  | Procopio Mailig Memorial Integrated School          | 1,214,000          | 402,000    | 1,616,000   |           |
|                                  | Pulangbato National High School                     |                    | 256,000    | 256,000     |           |
|                                  | Putting Kahoy National High School                  | 403,000            | 355,000    | 758,000     |           |
|                                  | Rosario Technical High School                       | 11,584,000         | 1,011,000  | 12,595,000  |           |
|                                  | Sampa-Pacifico Integrated School                    | 810,000            | 292,000    | 1,102,000   |           |
|                                  | Sampiro Integrated Senior High School               | 6,478,000          | 633,000    | 7,111,000   | 160,000   |
|                                  | San Vicente Manalupang National High School         | 6,884,000          | 473,000    | 7,357,000   |           |
|                                  | San Agustin Integrated School                       | 1,226,000          | 431,000    | 1,657,000   |           |
|                                  | San Gregorio Integrated School                      |                    | 308,000    | 308,000     |           |
|                                  | San Isidro National High School                     | 5,769,000          | 922,000    | 6,691,000   |           |
|                                  | San Isidro National High School, Malvar             | 11,105,000         | 523,000    | 11,628,000  |           |
|                                  | San Juan Senior High School                         |                    |            |             | 1,294,000 |
|                                  | San Luis Senior High School                         |                    |            |             | 590,000   |
|                                  | San Nicolas National High School (Maabud NHS Annex) | 10,504,000         | 839,000    | 11,343,000  | 449,000   |
|                                  | San Pascual Senior High School 1                    |                    |            |             | 2,392,000 |
|                                  | San Pascual Senior High School 2                    |                    |            |             | 538,000   |
|                                  | San Piro National High School                       | 14,235,000         | 1,001,000  | 15,236,000  |           |
|                                  | Santiago National High School                       | 12,637,000         | 1,032,000  | 13,669,000  |           |
|                                  | Sen. Gil Puyat National High School                 | 10,413,000         | 863,000    | 11,276,000  |           |
|                                  | Sto. Tomas Senior High School                       |                    |            |             | 1,709,000 |
|                                  | Subic National High School                          | 11,772,000         | 885,000    | 12,657,000  |           |
|                                  | Taal Senior High School                             |                    |            |             | 1,769,000 |
|                                  | Tala Senior High School                             |                    |            |             | 544,000   |
|                                  | Talisay School of Agriculture                       | 14,960,000         | 1,439,000  | 16,399,000  |           |
|                                  | Talisay Senior High School                          |                    |            |             | 1,083,000 |
|                                  | Taysan Senior High School                           |                    |            |             | 1,432,000 |
|                                  | The Saint Isidore National High School              | 7,853,000          | 624,000    | 8,477,000   |           |
|                                  | Tilambo National High School                        | 8,969,000          | 699,000    | 9,668,000   |           |
|                                  | Timbugan National High School                       | 7,497,000          | 616,000    | 8,113,000   |           |
|                                  | Tingloy Senior High School                          |                    |            |             | 874,000   |
|                                  | Tulos National High School                          | 6,847,000          | 531,000    | 7,378,000   |           |
|                                  | Tumalim National High School                        | 11,586,000         | 873,000    | 12,459,000  |           |
|                                  | Tuy National High School                            | 8,758,000          | 811,000    | 9,569,000   |           |
|                                  | Tuy Senior High School                              |                    |            |             | 2,348,000 |
|                                  | SHS within Canda ES                                 |                    |            |             | 173,000   |
|                                  | Division of Batangas City                           | 143,965,000        | 12,079,000 | 156,044,000 | 5,707,000 |
|                                  | Division Office - Proper                            | 2,468,000          |            | 2,468,000   |           |
|                                  | Alangilan Senior High School                        |                    |            |             | 1,847,000 |
|                                  | Batangas City High School for the Arts              | 810,000            | 273,000    | 1,083,000   |           |
|                                  | Batangas City South Senior High School              |                    |            |             | 267,000   |
|                                  | Conde Labac National High School                    | 11,222,000         | 930,000    | 12,152,000  | 403,000   |
|                                  | Gulod Senior High School                            |                    |            |             | 1,200,000 |
|                                  | Haligue Silangan National High School               |                    | 217,000    | 217,000     |           |
|                                  | Libjo National High School                          | 26,410,000         | 2,115,000  | 28,525,000  |           |
|                                  | Mahabang Dahilig Senior High School - Stand Alone   |                    |            |             | 613,000   |
|                                  | Malitam National High School                        | 403,000            | 481,000    | 884,000     |           |
|                                  | Natalia V. Ramos Memorial National High School      | 20,098,000         | 1,500,000  | 21,598,000  | 150,000   |
|                                  | Pedro S. Tolentino National High School             | 16,400,000         | 1,157,000  | 17,557,000  | 481,000   |
|                                  | San Agapito National High School                    | 4,773,000          | 402,000    | 5,175,000   | 150,000   |
|                                  | San Agustin National High School                    | 6,378,000          | 563,000    | 6,941,000   | 238,000   |
|                                  | San Antonio National High School                    | 3,448,000          | 386,000    | 3,834,000   |           |
|                                  | Sta. Rita National High School                      | 19,924,000         | 1,526,000  | 21,450,000  |           |

| REGION / SDO / SECONDARY SCHOOLS |  |  | JUNIOR HIGH SCHOOL |            |             | SENIOR HS  |
|----------------------------------|--|--|--------------------|------------|-------------|------------|
|                                  |  |  | PS                 | MOOE       | TOTAL       | MOOE       |
|                                  |  | Talahib National High School   | 7,079,000          | 587,000    | 7,666,000   |            |
|                                  |  | Talumpok National High School  | 8,502,000          | 686,000    | 9,188,000   | 202,000    |
|                                  |  | Tinga Sorosoro National High School (Tisisi)   | 16,050,000         | 1,256,000  | 17,306,000  | 156,000    |
|                                  |  |  |                    |            |             |            |
|                                  |  | Division of Biñan City   |                    | 4,401,000  | 4,401,000   | 4,535,000  |
|                                  |  | Biñan City Senior High School - San Antonio Campus   |                    |            |             | 2,864,000  |
|                                  |  | Biñan National High School - Dela Paz Annex  |                    | 1,442,000  | 1,442,000   |            |
|                                  |  | Mamplasan National High School - Jacobo Annex  |                    | 908,000    | 908,000     |            |
|                                  |  | Southville 5 National High School (Biñan Secondary School of Applied Academics - Southville 5 Annex) |                    | 2,051,000  | 2,051,000   | 635,000    |
|                                  |  | Stand Alone 2 (AFP-PNP)  |                    |            |             | 489,000    |
|                                  |  | Stand Alone 3 (BSC)  |                    |            |             | 547,000    |
|                                  |  |  |                    |            |             |            |
|                                  |  | Division of Cabuyao City   | 8,436,000          | 1,509,000  | 9,945,000   | 1,443,000  |
|                                  |  | Division Office - Proper   | 113,000            |            | 113,000     |            |
|                                  |  | Cabuyao National High School - Casile Extension  | 2,195,000          | 319,000    | 2,514,000   | 150,000    |
|                                  |  | Mamatid Senior High School   |                    |            |             | 638,000    |
|                                  |  | Marinig National High School   | 6,128,000          | 1,000,000  | 7,128,000   |            |
|                                  |  | Pittland Integrated School   |                    | 190,000    | 190,000     |            |
|                                  |  | Pulo Senior High School  |                    |            |             | 655,000    |
|                                  |  |  |                    |            |             |            |
|                                  |  | Division of Calamba City   | 75,905,000         | 7,883,000  | 83,788,000  | 2,773,000  |
|                                  |  | Division Office - Proper   | 1,243,000          |            | 1,243,000   |            |
|                                  |  | Bubuyan Integrated School  | 5,974,000          | 635,000    | 6,609,000   | 174,000    |
|                                  |  | Bunggo National High School  | 8,372,000          | 707,000    | 9,079,000   | 188,000    |
|                                  |  | Buntog National High School  | 4,171,000          | 398,000    | 4,569,000   |            |
|                                  |  | Calamba City School for the Arts   | 1,619,000          | 420,000    | 2,039,000   | 150,000    |
|                                  |  | Calamba City Science High School   | 5,959,000          | 661,000    | 6,620,000   | 193,000    |
|                                  |  | Calamba City Senior High School  |                    |            |             | 1,228,000  |
|                                  |  | Calamba National High School - San Cristobal Annex   | 4,339,000          | 1,502,000  | 5,841,000   |            |
|                                  |  | Canlubang Integrated School  | 6,122,000          | 455,000    | 6,577,000   | 150,000    |
|                                  |  | Lawa National High School  | 13,608,000         | 1,178,000  | 14,786,000  | 296,000    |
|                                  |  | Mabato National High School  | 8,862,000          | 568,000    | 9,430,000   |            |
|                                  |  | Majada-in National High School   | 15,636,000         | 1,359,000  | 16,995,000  | 394,000    |
|                                  |  |  |                    |            |             |            |
|                                  |  | Division of Cavite   | 112,938,000        | 19,616,000 | 132,554,000 | 10,007,000 |
|                                  |  | Division Office - Proper   | 1,361,000          |            | 1,361,000   |            |
|                                  |  | Angelo L. Loyola Senior High School  |                    |            |             | 3,595,000  |
|                                  |  | Anuling National High School   | 5,388,000          | 598,000    | 5,986,000   | 202,000    |
|                                  |  | Banaba Cerca Integrated School   | 1,214,000          | 383,000    | 1,597,000   |            |
|                                  |  | Bucal National High School - Sta. Mercedes Annex   |                    | 314,000    | 314,000     |            |
|                                  |  | Buck Estate High School  | 6,164,000          | 574,000    | 6,738,000   |            |
|                                  |  | Caluangan National High School   | 8,300,000          | 649,000    | 8,949,000   |            |
|                                  |  | Centro De Naic National High School  | 2,439,000          | 1,401,000  | 3,840,000   |            |
|                                  |  | Ciudad Nuevo De Naic National High School  | 9,195,000          | 1,136,000  | 10,331,000  |            |
|                                  |  | Emilia Ambalada Poblete National High School   | 26,534,000         | 1,872,000  | 28,406,000  |            |
|                                  |  | Escuela Secundaria Señor de Salinas  |                    |            |             | 675,000    |
|                                  |  | Eugenio Cabezas National High School   | 5,744,000          | 1,232,000  | 6,976,000   |            |
|                                  |  | Fiscal Mundo National High School  |                    | 705,000    | 705,000     |            |
|                                  |  | General Mariano Alvarez National High School   |                    | 340,000    | 340,000     |            |
|                                  |  | Halang Banay-Banay National High School  | 6,716,000          | 617,000    | 7,333,000   | 150,000    |
|                                  |  | Kaysuyo National High School   | 3,965,000          | 416,000    | 4,381,000   |            |
|                                  |  | Lumampong National High School - Indang National High School Annex                                   | 810,000            | 2,855,000  | 3,665,000   | 1,350,000  |
|                                  |  | Mendez-Nuñez National High School  | 403,000            | 461,000    | 864,000     |            |
|                                  |  | Naic Coastal National High School (Pueblo Martin Extension)  | 896,000            | 558,000    | 1,454,000   |            |
|                                  |  | Noveleta Senior High School  |                    |            |             | 503,000    |
|                                  |  | Palocpoc National High School  | 6,130,000          | 513,000    | 6,643,000   |            |
|                                  |  | Pangil National High School  | 5,295,000          | 535,000    | 5,830,000   |            |
|                                  |  | Pedro Alegre Aure Senior High School   |                    |            |             | 595,000    |
|                                  |  | Pulo ni Sara National High School  | 7,103,000          | 588,000    | 7,691,000   | 186,000    |
|                                  |  | Tagaytay City Integrated School  |                    | 552,000    | 552,000     |            |
|                                  |  | Talon National High School   | 6,222,000          | 621,000    | 6,843,000   | 150,000    |
|                                  |  | Tanza National Trade School Annex  |                    | 984,000    | 984,000     |            |
|                                  |  | Taywanak National High School  | 3,689,000          | 423,000    | 4,112,000   |            |
|                                  |  | Trece Martires City Senior High School   |                    |            |             | 2,601,000  |
|                                  |  | Trece Martirez City National High School (Cochu Annex)   |                    | 930,000    | 930,000     |            |

| REGION / SDO / SECONDARY SCHOOLS |  | JUNIOR HIGH SCHOOL |            |             | SENIOR HS  |
|----------------------------------|--|--------------------|------------|-------------|------------|
|                                  |  | PS                 | MOOE       | TOTAL       | MOOE       |
|                                  | Ulat Integrated School   | 5,370,000          | 359,000    | 5,729,000   |            |
|                                  | Division of Dasmariñas City  | 158,546,000        | 11,515,000 | 170,061,000 | 6,666,000  |
|                                  | Division Office - Proper   | 2,576,000          |            | 2,576,000   |            |
|                                  | Dr. Jose P. Rizal Senior High School   |                    |            |             | 1,535,000  |
|                                  | Edilberto S. Legaspi Integrated High School  |                    | 406,000    | 406,000     |            |
|                                  | Francisco E. Barzaga Integrated High School  | 54,551,000         | 3,376,000  | 57,927,000  | 1,041,000  |
|                                  | Langkaan II National High School - Congressional National High School Annex                      | 34,972,000         | 2,334,000  | 37,306,000  |            |
|                                  | New Era Senior High School   |                    |            |             | 481,000    |
|                                  | Paliparan II National High School - Congressional National High School Annex                     | 64,821,000         | 2,740,000  | 67,561,000  | 775,000    |
|                                  | Paliparan III Senior High School   |                    |            |             | 2,834,000  |
|                                  | Salawag National High School   | 1,626,000          | 2,659,000  | 4,285,000   |            |
|                                  | Division of General Trias City   | 119,620,000        | 10,465,000 | 130,085,000 | 4,606,000  |
|                                  | Division Office - Proper   | 620,000            |            | 620,000     |            |
|                                  | Governor Ferrer National High School - Biclatan Annex  | 6,490,000          | 2,140,000  | 8,630,000   |            |
|                                  | Governor Ferrer National High School - Buenavista Annex  | 20,491,000         | 1,281,000  | 21,772,000  |            |
|                                  | Governor Luis A. Ferrer Jr. East National High School  | 36,833,000         | 3,054,000  | 39,887,000  |            |
|                                  | Luis Y. Ferrer Jr. North National High School  | 30,398,000         | 2,243,000  | 32,641,000  |            |
|                                  | Luis Y. Ferrer Jr. Senior High School  |                    |            |             | 4,606,000  |
|                                  | Luis Y. Ferrer Jr. West National High School   | 24,788,000         | 1,747,000  | 26,535,000  |            |
|                                  | Division of Imus City  | 38,591,000         | 7,952,000  | 46,543,000  | 5,883,000  |
|                                  | Division Office - Proper   | 785,000            |            | 785,000     |            |
|                                  | Gen. Flaviano Yengko Senior High School (SHS in Pasong Buaya)                                    |                    |            |             | 1,315,000  |
|                                  | Gen. Juan Castañeda Senior High School (SHS in Anabu)  |                    |            |             | 1,166,000  |
|                                  | Gen. Pantaleon Garcia Senior High School (SHS in Pedro Reyes)                                    |                    |            |             | 1,918,000  |
|                                  | General Licerio Topacio National High School   | 17,573,000         | 2,187,000  | 19,760,000  |            |
|                                  | Gov. D. M. Camerino Integrated School  |                    | 665,000    | 665,000     |            |
|                                  | Gov. Juanito Reyes Remulla Senior High School (SHS in Toclong)                                   |                    |            |             | 1,484,000  |
|                                  | Imus National High School - Alapan Annex   | 5,666,000          | 1,246,000  | 6,912,000   |            |
|                                  | Imus National High School - Greengate Annex  | 14,567,000         | 3,854,000  | 18,421,000  |            |
|                                  | Division of Laguna   | 230,266,000        | 33,286,000 | 263,552,000 | 21,489,000 |
|                                  | Division Office - Proper   | 4,851,000          |            | 4,851,000   |            |
|                                  | Adelina I National High School - Sampaguita Annex  |                    | 916,000    | 916,000     |            |
|                                  | B.N. Calara Integrated National High School  |                    | 599,000    | 599,000     | 252,000    |
|                                  | Balian National High School - Dambo Annex  | 3,490,000          | 388,000    | 3,878,000   |            |
|                                  | Balian National High School (Galalan Extension)  |                    | 280,000    | 280,000     | 150,000    |
|                                  | Banca-Banca National High School   | 9,623,000          | 724,000    | 10,347,000  | 150,000    |
|                                  | Barangay Longos Senior High School   |                    |            |             | 492,000    |
|                                  | Bitin National High School   | 14,713,000         | 1,157,000  | 15,870,000  | 150,000    |
|                                  | Buenaventura E. Fandialan Memorial National High School - Alaminos Annex                         | 4,144,000          | 594,000    | 4,738,000   | 227,000    |
|                                  | Buenavista National High School  | 28,430,000         | 1,333,000  | 29,763,000  | 332,000    |
|                                  | Bukal National High School, Cavinti  | 5,123,000          | 547,000    | 5,670,000   |            |
|                                  | Calumpang National High School - Lowland National High School Annex                              |                    | 457,000    | 457,000     | 151,000    |
|                                  | Cavinti National High School   | 15,165,000         | 1,244,000  | 16,409,000  | 591,000    |
|                                  | Cavinti National High School - Calminue Extension  |                    | 382,000    | 382,000     | 150,000    |
|                                  | Dayap National High School - Calauan Annex   |                    | 1,264,000  | 1,264,000   | 1,020,000  |
|                                  | Dayap National High School (Mabacan Annex)   |                    | 380,000    | 380,000     |            |
|                                  | Gaudencio Octavio National High School (Santa Maria National High School - Bagumbayan Extension) | 816,000            | 384,000    | 1,200,000   | 150,000    |
|                                  | Gov. Felicisimo T. San Luis Memorial National High School  | 31,263,000         | 1,915,000  | 33,178,000  | 348,000    |
|                                  | Gov. Felicisimo T. San Luis National Agro-Industrial High School                                 | 9,838,000          | 945,000    | 10,783,000  | 325,000    |
|                                  | Ibayiw National High School  | 14,737,000         | 1,119,000  | 15,856,000  | 387,000    |
|                                  | Laguna Science National High School - Masaya National High School - Annex                        |                    | 433,000    | 433,000     | 220,000    |
|                                  | Laguna Senior High School  |                    |            |             | 3,598,000  |
|                                  | Liliw Senior High School   |                    |            |             | 1,118,000  |
|                                  | Los Baños Integrated School (LBCHS Annex)  |                    | 1,229,000  | 1,229,000   |            |



| REGION / SDO / SECONDARY SCHOOLS |  |   | JUNIOR HIGH SCHOOL |                   |                    | SENIOR HS         |
|----------------------------------|--|---|--------------------|-------------------|--------------------|-------------------|
|                                  |  |   | PS                 | MOOE              | TOTAL              | MOOE              |
|                                  |  | Los Baños Senior High School Stand Alone                                  |                    |                   |                    | 1,143,000         |
|                                  |  | Luis C. Obial Senior High School  |                    |                   |                    | 643,000           |
|                                  |  | Lumban Senior High School   |                    |                   |                    | 263,000           |
|                                  |  | Magdalena National High School (Buenavista Annex)                         |                    | 1,383,000         | 1,383,000          | 575,000           |
|                                  |  | Masapang National High School   | 14,446,000         | 789,000           | 15,235,000         | 150,000           |
|                                  |  | Masico National (Bgy.) High School  | 11,851,000         | 702,000           | 12,553,000         |                   |
|                                  |  | Nagcarlan Senior High School  |                    |                   |                    | 304,000           |
|                                  |  | Paagahan National High School   | 15,551,000         | 738,000           | 16,289,000         | 199,000           |
|                                  |  | Paagahan National High School - Maytalatal Extension                      |                    | 648,000           | 648,000            | 150,000           |
|                                  |  | Pakil Senior High School (Stand Alone SHS No. 2 Pakil)                    |                    |                   |                    | 347,000           |
|                                  |  | Poten & Eliseo M. Quesada Memorial National High School - Papatahan Annex |                    | 333,000           | 333,000            |                   |
|                                  |  | San Benito National High School   |                    | 277,000           | 277,000            |                   |
|                                  |  | San Buenaventura National High School                                     | 7,899,000          | 512,000           | 8,411,000          | 150,000           |
|                                  |  | San Buenaventura National High School - Extension                         | 1,553,000          | 560,000           | 2,113,000          | 353,000           |
|                                  |  | San Francisco National High School - Manhaya Annex                        |                    | 447,000           | 447,000            |                   |
|                                  |  | San Juan National High School - San Antonio Annex                         |                    | 711,000           | 711,000            | 282,000           |
|                                  |  | San Pedro Relocation Center High School - Cuyab Annex                     |                    | 862,000           | 862,000            | 150,000           |
|                                  |  | San Pedro Relocation Center High School - Landayan Annex                  | 3,867,000          | 1,503,000         | 5,370,000          | 573,000           |
|                                  |  | San Roque National High School  | 8,381,000          | 703,000           | 9,084,000          |                   |
|                                  |  | Santa Cruz Integrated National High School                                | 2,429,000          | 789,000           | 3,218,000          | 378,000           |
|                                  |  | Santa Maria National High School - J. Santiago Extension                  |                    | 435,000           | 435,000            | 225,000           |
|                                  |  | Southville 3A National High School (Sampaguita Extension)                 |                    | 1,437,000         | 1,437,000          |                   |
|                                  |  | Sta. Catalina National High School Extension (Bakia-Botocan)              |                    | 312,000           | 312,000            |                   |
|                                  |  | Sta. Maria National High School - Calangay Annex                          |                    | 299,000           | 299,000            |                   |
|                                  |  | Sto. Tomas Integrated High School   |                    | 1,221,000         | 1,221,000          | 520,000           |
|                                  |  | Suba National High School   | 10,037,000         | 600,000           | 10,637,000         |                   |
|                                  |  | Suba National High School (Gagalot Annex)                                 |                    | 318,000           | 318,000            |                   |
|                                  |  | Tuntungin Putho National High School                                      | 4,764,000          | 680,000           | 5,444,000          | 150,000           |
|                                  |  | Upland National High School   | 7,295,000          | 737,000           | 8,032,000          | 254,000           |
|                                  |  | Victoria Senior High School   |                    |                   |                    | 473,000           |
|                                  |  | Stand Alone SHS No. 10 Bayog  |                    |                   |                    | 439,000           |
|                                  |  | Stand Alone SHS No. 14 Santa Maria  |                    |                   |                    | 254,000           |
|                                  |  | Stand Alone SHS No. 16 Pila   |                    |                   |                    | 850,000           |
|                                  |  | Stand Alone SHS No. 19 San Pedro  |                    |                   |                    | 1,104,000         |
|                                  |  | Stand Alone SHS No. 21 Papatahan  |                    |                   |                    | 251,000           |
|                                  |  | Stand Alone SHS No. 3 Pagsanjan   |                    |                   |                    | 356,000           |
|                                  |  | Stand Alone SHS No. 8 Bambang   |                    |                   |                    | 426,000           |
|                                  |  | Stand Alone SHS No. 9 Lalakay   |                    |                   |                    | 716,000           |
|                                  |  | <b>Division of Lipa City</b>  | <b>36,006,000</b>  | <b>26,521,000</b> | <b>62,527,000</b>  | <b>1,676,000</b>  |
|                                  |  | Division Office - Proper  | 871,000            |                   | 871,000            |                   |
|                                  |  | Anilao National High School   | 12,737,000         | 1,026,000         | 13,763,000         |                   |
|                                  |  | Cumba-Quezon Integrated School  | 403,000            | 281,000           | 684,000            |                   |
|                                  |  | Gaudencio B. Lontok Memorial Integrated School                            | 1,214,000          | 1,505,000         | 2,719,000          |                   |
|                                  |  | Lipa City National Science High School                                    | 8,020,000          | 618,000           | 8,638,000          | 247,000           |
|                                  |  | Lipa City Senior High School  |                    |                   |                    | 1,175,000         |
|                                  |  | Lipa City Sports Academy  |                    |                   |                    | 254,000           |
|                                  |  | Pangao Integrated School  | 403,000            | 468,000           | 871,000            |                   |
|                                  |  | Plaridel National High School   | 1,619,000          | 445,000           | 2,064,000          |                   |
|                                  |  | Rizal Integrated National High School                                     | 7,906,000          | 653,000           | 8,559,000          |                   |
|                                  |  | San Jose Integrated School  | 2,023,000          | 575,000           | 2,598,000          |                   |
|                                  |  | Sen. Claro M. Recto Memorial Integrated School                            | 810,000            | 20,950,000        | 21,760,000         |                   |
|                                  |  | <b>Division of Lucena City</b>  | <b>5,436,000</b>   | <b>2,828,000</b>  | <b>8,264,000</b>   | <b>566,000</b>    |
|                                  |  | Division Office - Proper  | 157,000            |                   | 157,000            |                   |
|                                  |  | Gulang-Gulang National High School - Iba Talim Extension                  | 2,831,000          | 590,000           | 3,421,000          | 167,000           |
|                                  |  | Lucena City National High School - Ilayang Dupay Extension                |                    | 299,000           | 299,000            |                   |
|                                  |  | Lucena City National High School - Mayao Crossing Extension               |                    | 452,000           | 452,000            |                   |
|                                  |  | Lucena City National High School - Mayao Parada Extension                 |                    | 514,000           | 514,000            | 399,000           |
|                                  |  | Lucena Dalahican National High School - Barra Annex                       |                    | 602,000           | 602,000            |                   |
|                                  |  | Ransohan Integrated School  | 2,448,000          | 371,000           | 2,819,000          |                   |
|                                  |  | <b>Division of Quezon</b>   | <b>807,548,000</b> | <b>83,931,000</b> | <b>891,479,000</b> | <b>22,731,000</b> |
|                                  |  | Division Office - Proper  | 15,027,000         |                   | 15,027,000         |                   |
|                                  |  | Abuyon National High School (Doña Salud Annex)                            | 3,020,000          | 420,000           | 3,440,000          |                   |
|                                  |  | Adela S. Torres National High School                                      | 6,164,000          | 697,000           | 6,861,000          |                   |

| REGION / SDO / SECONDARY SCHOOLS |   | JUNIOR HIGH SCHOOL |           |            | SENIOR HS |
|----------------------------------|---|--------------------|-----------|------------|-----------|
|                                  |   | PS                 | MOOE      | TOTAL      | MOOE      |
|                                  | Ajos National High School   | 6,720,000          | 555,000   | 7,275,000  |           |
|                                  | Aloneros National High School   | 6,378,000          | 636,000   | 7,014,000  | 150,000   |
|                                  | Angeles Caglate Integrated School   | 403,000            | 262,000   | 665,000    |           |
|                                  | Apad Jomalig National High School   |                    | 429,000   | 429,000    |           |
|                                  | Apad National High School   | 5,080,000          | 462,000   | 5,542,000  | 150,000   |
|                                  | Bagong Silang National High School  | 5,721,000          | 585,000   | 6,306,000  | 150,000   |
|                                  | Bagupaye National High School   | 13,188,000         | 747,000   | 13,935,000 | 374,000   |
|                                  | Balesin Integrated High School  | 3,361,000          | 385,000   | 3,746,000  | 150,000   |
|                                  | Balubad Integrated School   |                    | 253,000   | 253,000    |           |
|                                  | Bamban National High School   | 7,828,000          | 666,000   | 8,494,000  | 179,000   |
|                                  | Bantad National High School   | 4,184,000          | 432,000   | 4,616,000  | 150,000   |
|                                  | Bantuliniao Integrated School   | 7,670,000          | 670,000   | 8,340,000  | 181,000   |
|                                  | Barangay Burgos National High School  |                    | 274,000   | 274,000    |           |
|                                  | Batangan National High School   | 8,230,000          | 705,000   | 8,935,000  | 236,000   |
|                                  | Bignay National High School   | 6,787,000          | 648,000   | 7,435,000  | 150,000   |
|                                  | Binagbag National High School   | 5,275,000          | 515,000   | 5,790,000  |           |
|                                  | Binahaan Integrated School  | 3,258,000          | 620,000   | 3,878,000  | 150,000   |
|                                  | Bonbon National High School   | 1,662,000          | 608,000   | 2,270,000  | 176,000   |
|                                  | Bonifacio National High School  | 4,548,000          | 580,000   | 5,128,000  | 176,000   |
|                                  | Buenavista National High School - San Pedro National High School Annex                        | 810,000            | 305,000   | 1,115,000  |           |
|                                  | Busdak National High School, Patnanungan  | 6,650,000          | 542,000   | 7,192,000  | 150,000   |
|                                  | Butanguiad National High School   | 4,985,000          | 525,000   | 5,510,000  | 150,000   |
|                                  | Cabibihan National High School  | 3,809,000          | 400,000   | 4,209,000  | 150,000   |
|                                  | Cabong Integrated High School   | 3,901,000          | 330,000   | 4,231,000  | 150,000   |
|                                  | Cabulihan National High School  | 4,708,000          | 465,000   | 5,173,000  | 150,000   |
|                                  | Cagbalete Island National High School   | 7,083,000          | 650,000   | 7,733,000  | 150,000   |
|                                  | Cagsiay National High School  | 14,035,000         | 996,000   | 15,031,000 | 341,000   |
|                                  | Cagsiay National High School - Cagsiay III National High School Extension                     | 403,000            | 308,000   | 711,000    | 150,000   |
|                                  | Caigdal National High School  | 7,031,000          | 679,000   | 7,710,000  |           |
|                                  | Calantas National High School   | 7,432,000          | 591,000   | 8,023,000  | 150,000   |
|                                  | Calasumanga National High School  | 6,191,000          | 557,000   | 6,748,000  | 151,000   |
|                                  | Callejon National High School   | 12,197,000         | 993,000   | 13,190,000 | 330,000   |
|                                  | Calutcot Integrated School  |                    | 251,000   | 251,000    |           |
|                                  | Camflora National High School - Annex   | 840,000            | 628,000   | 1,468,000  | 268,000   |
|                                  | Camohaguin National High School   | 11,459,000         | 1,015,000 | 12,474,000 | 250,000   |
|                                  | Carlagan Integrated School  | 403,000            | 300,000   | 703,000    |           |
|                                  | Casay National High School  | 11,911,000         | 854,000   | 12,765,000 | 261,000   |
|                                  | Castañas National High School   | 15,362,000         | 1,249,000 | 16,611,000 | 394,000   |
|                                  | Catanauan National High School  | 10,716,000         | 876,000   | 11,592,000 | 183,000   |
|                                  | CB Encarnado Integrated School  |                    | 320,000   | 320,000    |           |
|                                  | Cesar C. Tan Memorial National High School  |                    | 611,000   | 611,000    | 239,000   |
|                                  | Cogorin Ibaba National High School - Jongo Extension  | 1,214,000          | 378,000   | 1,592,000  | 150,000   |
|                                  | Cogorin Ibaba National High School (Lopez National Comprehensive High School)                 | 10,493,000         | 630,000   | 11,123,000 | 150,000   |
|                                  | Danlagan National High School   | 7,005,000          | 657,000   | 7,662,000  | 344,000   |
|                                  | Dao National High School  | 3,816,000          | 385,000   | 4,201,000  | 150,000   |
|                                  | Doongan Ilaya National High School (Catanauan National High School - Doongan Ilaya Extension) | 8,537,000          | 735,000   | 9,272,000  | 192,000   |
|                                  | Dr. Arsenio C. Nicolas National High School   | 5,564,000          | 543,000   | 6,107,000  | 150,000   |
|                                  | Dr. Arsenio C. Nicolas National High School-Dominlog Extension                                | 1,626,000          | 381,000   | 2,007,000  | 150,000   |
|                                  | Dr. Panfilo Castro National High School - Masalukot I Annex                                   | 403,000            | 690,000   | 1,093,000  | 236,000   |
|                                  | Dr. Vivencio V. Marquez National High School  | 5,342,000          | 533,000   | 5,875,000  | 188,000   |
|                                  | Dungawan National High School   | 6,584,000          | 608,000   | 7,192,000  | 150,000   |
|                                  | Evaristo R. Macalintal Memorial National High School (Cometa National High School)            | 12,323,000         | 682,000   | 13,005,000 | 150,000   |
|                                  | General Luna National High School   |                    | 294,000   | 294,000    |           |
|                                  | Gloria Umali National High School   | 9,867,000          | 865,000   | 10,732,000 | 150,000   |
|                                  | Gov. Anacleto C. Alcala National High School  | 8,902,000          | 832,000   | 9,734,000  | 284,000   |
|                                  | Gregorio Reyes National High School   | 7,147,000          | 660,000   | 7,807,000  | 169,000   |
|                                  | Guinayangan Senior High School  |                    |           |            | 1,370,000 |
|                                  | Guites National High School (Hondagua National High School - Guites Extension)                | 3,403,000          | 355,000   | 3,758,000  | 150,000   |
|                                  | Hagonghong Integrated Secondary School  | 7,929,000          | 782,000   | 8,711,000  | 234,000   |
|                                  | Hinguiwin National High School  | 11,933,000         | 873,000   | 12,806,000 | 268,000   |
|                                  | Huyon-Uyon National High School   | 5,425,000          | 450,000   | 5,875,000  | 150,000   |
|                                  | Ilayang Yuni Junior and Senior Integrated National High School                                | 14,742,000         | 1,094,000 | 15,836,000 | 385,000   |



| REGION / SDO / SECONDARY SCHOOLS |  |   | JUNIOR HIGH SCHOOL |           |            | SENIOR HS |
|----------------------------------|--|---|--------------------|-----------|------------|-----------|
|                                  |  |   | PS                 | MOOE      | TOTAL      | MOOE      |
|                                  |  | Inaclagan National High School  | 7,211,000          | 609,000   | 7,820,000  | 204,000   |
|                                  |  | Joel B. Arquiza National High School  | 2,457,000          | 386,000   | 2,843,000  | 150,000   |
|                                  |  | Jomalig National High School (Talisay National High School)                               | 12,342,000         | 796,000   | 13,138,000 | 318,000   |
|                                  |  | Katimo National High School   | 6,871,000          | 655,000   | 7,526,000  | 234,000   |
|                                  |  | Kinatakutan National High School  | 5,517,000          | 583,000   | 6,100,000  | 150,000   |
|                                  |  | Lagay National High School  | 5,433,000          | 623,000   | 6,056,000  | 176,000   |
|                                  |  | Lamon Bay School of Fisheries Annex - Capalohan, Calauag                                  |                    | 320,000   | 320,000    | 150,000   |
|                                  |  | Langgas National High School  | 7,130,000          | 694,000   | 7,824,000  | 154,000   |
|                                  |  | Leonarda D. Vera Cruz National High School  | 11,492,000         | 913,000   | 12,405,000 | 309,000   |
|                                  |  | Lina Gayeta - Lasquety National High School   | 6,031,000          | 567,000   | 6,598,000  | 150,000   |
|                                  |  | Liwayway National High School   | 9,053,000          | 827,000   | 9,880,000  | 176,000   |
|                                  |  | Lualhati D. Edaño National High School  | 5,434,000          | 477,000   | 5,911,000  |           |
|                                  |  | Luod Integrated School  |                    | 268,000   | 268,000    |           |
|                                  |  | Mabunga National High School  | 3,258,000          | 490,000   | 3,748,000  |           |
|                                  |  | Madagoldol Integrated School  |                    | 212,000   | 212,000    |           |
|                                  |  | Magallanes National High School - Sta. Catalina Extension                                 |                    | 389,000   | 389,000    | 150,000   |
|                                  |  | Magsaysay National High School (Ajos National High School - Magsaysay Extension)          | 4,231,000          | 456,000   | 4,687,000  | 150,000   |
|                                  |  | Malaya National High School   | 5,786,000          | 488,000   | 6,274,000  | 150,000   |
|                                  |  | Maligaya National High School   | 10,385,000         | 702,000   | 11,087,000 |           |
|                                  |  | Maligaya National High School - Buenavista  | 5,624,000          | 545,000   | 6,169,000  | 150,000   |
|                                  |  | Malusak National High School  | 6,901,000          | 589,000   | 7,490,000  | 169,000   |
|                                  |  | Mamala Integrated School  |                    | 372,000   | 372,000    |           |
|                                  |  | Mansilay National High School   | 3,864,000          | 423,000   | 4,287,000  | 150,000   |
|                                  |  | Mapulot National High School  | 4,699,000          | 569,000   | 5,268,000  | 150,000   |
|                                  |  | Mararaot Integrated School  |                    | 208,000   | 208,000    |           |
|                                  |  | Matandang Sabang National High School   | 8,822,000          | 885,000   | 9,707,000  | 220,000   |
|                                  |  | Nabangka National High School   | 8,598,000          | 811,000   | 9,409,000  | 206,000   |
|                                  |  | Nagsinamo National High School  | 3,610,000          | 417,000   | 4,027,000  | 150,000   |
|                                  |  | Paaralang Sekundarya ng Heneral Nakar - Maligaya Extension                                |                    | 400,000   | 400,000    | 150,000   |
|                                  |  | Paaralang Sekundarya ng Heneral Nakar - Umiray Extension                                  |                    | 510,000   | 510,000    | 218,000   |
|                                  |  | Paaralang Sekundarya Ng Patnanungan Norte   |                    | 398,000   | 398,000    |           |
|                                  |  | Pablo D. Maningas National High School (Cometa National High School Extension - Argosino) | 3,462,000          | 366,000   | 3,828,000  | 150,000   |
|                                  |  | Pakiing National High School  | 7,102,000          | 667,000   | 7,769,000  | 150,000   |
|                                  |  | Pamampangin National High School  | 5,511,000          | 559,000   | 6,070,000  | 150,000   |
|                                  |  | Panikihan National High School  | 9,434,000          | 817,000   | 10,251,000 | 200,000   |
|                                  |  | Patabog National High School  | 11,414,000         | 862,000   | 12,276,000 | 378,000   |
|                                  |  | Pili National High School   | 15,505,000         | 1,224,000 | 16,729,000 | 150,000   |
|                                  |  | Pisipis National High School  | 3,375,000          | 381,000   | 3,756,000  | 150,000   |
|                                  |  | Pitogo Community High School  | 12,309,000         | 1,061,000 | 13,370,000 | 408,000   |
|                                  |  | Polillo National High School Extension  |                    | 436,000   | 436,000    |           |
|                                  |  | Polo Integrated School  |                    | 232,000   | 232,000    |           |
|                                  |  | Pugon National High School  | 6,284,000          | 600,000   | 6,884,000  | 183,000   |
|                                  |  | Quezon Science High School  | 6,604,000          | 591,000   | 7,195,000  | 150,000   |
|                                  |  | Recto Memorial National High School - Annex (Barangay Lalig)                              | 3,661,000          | 906,000   | 4,567,000  |           |
|                                  |  | Renato Edaño Vicencio National High School  | 5,919,000          | 646,000   | 6,565,000  | 208,000   |
|                                  |  | RT Camacho Integrated School  | 403,000            | 265,000   | 668,000    |           |
|                                  |  | Rufina P. Trinidad Memorial National High School  | 4,926,000          | 563,000   | 5,489,000  | 167,000   |
|                                  |  | Sabang National High School   | 6,739,000          | 640,000   | 7,379,000  | 186,000   |
|                                  |  | Sampaloc National High School, Pitogo   | 4,820,000          | 443,000   | 5,263,000  |           |
|                                  |  | Sampaloc National High School, Sampaloc   | 10,584,000         | 706,000   | 11,290,000 | 247,000   |
|                                  |  | San Antonio National High School - Annex  |                    | 443,000   | 443,000    |           |
|                                  |  | San Francisco (Barangay) National High School   | 8,433,000          | 761,000   | 9,194,000  | 259,000   |
|                                  |  | San Francisco B. National High School - Ilayang Ilog Extension                            | 3,360,000          | 327,000   | 3,687,000  | 150,000   |
|                                  |  | San Isidro National High School, Padre Burgos   | 6,623,000          | 575,000   | 7,198,000  | 176,000   |
|                                  |  | San Isidro National High School, Tagkawayan   | 8,023,000          | 729,000   | 8,752,000  | 216,000   |
|                                  |  | San Juan National High School   | 7,285,000          | 647,000   | 7,932,000  | 239,000   |
|                                  |  | San Rafael National High School   | 6,355,000          | 540,000   | 6,895,000  |           |
|                                  |  | San Roque Ilaya National High School  | 6,256,000          | 584,000   | 6,840,000  | 150,000   |
|                                  |  | San Roque National High School - Catanauan  | 12,151,000         | 953,000   | 13,104,000 | 279,000   |
|                                  |  | San Vicente Kanluran National High School I   | 5,863,000          | 539,000   | 6,402,000  | 150,000   |
|                                  |  | Sanmandelcar High School  | 5,908,000          | 605,000   | 6,513,000  | 160,000   |
|                                  |  | Sariaya National High School  | 2,203,000          | 554,000   | 2,757,000  |           |
|                                  |  | Sergio Balane Integrated School   |                    | 227,000   | 227,000    |           |
|                                  |  | Severo Tejada Integrated School   | 403,000            | 279,000   | 682,000    |           |
|                                  |  | Sta. Cruz National High School, Guinayangan   | 4,252,000          | 450,000   | 4,702,000  | 150,000   |

| REGION / SDO / SECONDARY SCHOOLS |   | JUNIOR HIGH SCHOOL |            |             | SENIOR HS  |
|----------------------------------|---|--------------------|------------|-------------|------------|
|                                  |   | PS                 | MOOE       | TOTAL       | MOOE       |
|                                  | Sta. Lucia National High School (Dagatan National High School Annex - Sta. Lucia) | 8,057,000          | 796,000    | 8,853,000   | 263,000    |
|                                  | Sto. Angel National High School, Calauag  | 4,595,000          | 495,000    | 5,090,000   | 150,000    |
|                                  | Sto. Niño Ilaya National High School  | 5,048,000          | 502,000    | 5,550,000   | 151,000    |
|                                  | Sto. Niño National High School  | 7,767,000          | 724,000    | 8,491,000   | 150,000    |
|                                  | Tabason National High School  | 6,417,000          | 640,000    | 7,057,000   | 150,000    |
|                                  | Tagabas Ibaba National High School  | 3,847,000          | 451,000    | 4,298,000   | 150,000    |
|                                  | Tagbacan Ilaya Integrated Secondary Extension Classes in San Jose Anyao           |                    | 350,000    | 350,000     | 150,000    |
|                                  | Tagbacan National High School   | 10,512,000         | 717,000    | 11,229,000  | 150,000    |
|                                  | Talisay National High School  | 9,121,000          | 898,000    | 10,019,000  |            |
|                                  | Taluong National High School  | 6,003,000          | 582,000    | 6,585,000   | 150,000    |
|                                  | Tayuman National High School  | 7,024,000          | 608,000    | 7,632,000   | 150,000    |
|                                  | Tumbaga National High School  | 3,810,000          | 367,000    | 4,177,000   |            |
|                                  | Ungos National High School (Extension Classes in Libuyat)                         |                    | 593,000    | 593,000     | 247,000    |
|                                  | Ungos National High School Extension  |                    | 505,000    | 505,000     | 271,000    |
|                                  | Veronica National High School, Lopez  | 3,883,000          | 485,000    | 4,368,000   | 150,000    |
|                                  | Villa Perez National High School (Gumaca)   | 4,071,000          | 503,000    | 4,574,000   | 150,000    |
|                                  | Villa San Isidro National High School   | 5,412,000          | 468,000    | 5,880,000   | 150,000    |
|                                  | White Cliff National High School  | 5,380,000          | 466,000    | 5,846,000   |            |
|                                  |   |                    |            |             |            |
|                                  | Division of Rizal   | 292,287,000        | 30,876,000 | 323,163,000 | 21,228,000 |
|                                  | Division Office - Proper  | 5,700,000          | -          | 5,700,000   |            |
|                                  | Aldea National High School  | 3,255,000          | 864,000    | 4,119,000   |            |
|                                  | Baras - Pinugay National High School  | 41,573,000         | 2,333,000  | 43,906,000  | 545,000    |
|                                  | Baras Senior High School  |                    |            |             | 792,000    |
|                                  | Baras-Pinugay Phase 2 National High School  |                    | 1,379,000  | 1,379,000   |            |
|                                  | Bugarin National High School  | 5,260,000          | 556,000    | 5,816,000   | 150,000    |
|                                  | Cainta Senior High School   |                    |            |             | 2,520,000  |
|                                  | Cardona Senior High School  |                    |            |             | 1,567,000  |
|                                  | Cayabu National High School   |                    | 332,000    | 332,000     |            |
|                                  | Daraetan National High School   | 8,826,000          | 744,000    | 9,570,000   | 236,000    |
|                                  | Dr. Vivencio B. Villamayor National High School (Angono National High School)     | 13,391,000         | 1,231,000  | 14,622,000  | 150,000    |
|                                  | Dr. Vivencio B. Villamor National High School                                     | 810,000            |            | 810,000     |            |
|                                  | Francisco P. Felix Memorial National High School - Jica Annex                     |                    | 1,923,000  | 1,923,000   |            |
|                                  | Francisco P. Felix Memorial National High School - Karangalan Annex               |                    | 843,000    | 843,000     |            |
|                                  | Hulo National High School   | 5,681,000          | 593,000    | 6,274,000   | 150,000    |
|                                  | Jala-jala National High School  | 18,066,000         | 1,308,000  | 19,374,000  | 252,000    |
|                                  | Kasiglahan Village Senior High School   |                    |            |             | 2,000,000  |
|                                  | Laiban National High School   | 4,198,000          | 407,000    | 4,605,000   | 150,000    |
|                                  | Macabud National High School  | 8,641,000          | 849,000    | 9,490,000   |            |
|                                  | Macaingalan High School   | 2,572,000          | 361,000    | 2,933,000   |            |
|                                  | Mascap National High School   | 8,598,000          | 556,000    | 9,154,000   |            |
|                                  | Mascap National High School - Puray Annex   |                    | 451,000    | 451,000     |            |
|                                  | Pag-Asa National High School  | 19,380,000         | 1,532,000  | 20,912,000  |            |
|                                  | Pintong Bukawe National High School   | 6,898,000          | 590,000    | 7,488,000   | 243,000    |
|                                  | Regional Pilot School for the Arts  | 6,435,000          | 588,000    | 7,023,000   | 151,000    |
|                                  | Rizal Sports Academy  |                    |            |             | 279,000    |
|                                  | Sampaloc National High School - Cuyambay Annex                                    |                    | 528,000    | 528,000     |            |
|                                  | San Isidro Senior High School   |                    |            |             | 787,000    |
|                                  | San Mateo National High School - Guinayang Annex                                  |                    | 2,048,000  | 2,048,000   |            |
|                                  | San Mateo Senior High School  |                    |            |             | 2,504,000  |
|                                  | Southville 8B National High School  | 33,125,000         | 2,732,000  | 35,857,000  |            |
|                                  | Southville 8B Senior High School  |                    |            |             | 684,000    |
|                                  | Southville 8C National High School  | 29,936,000         | 2,371,000  | 32,307,000  |            |
|                                  | Sta. Ines National High School  | 5,974,000          | 572,000    | 6,546,000   |            |
|                                  | Sto. Niño National High School  | 11,067,000         | 446,000    | 11,513,000  | 247,000    |
|                                  | Talim Point National High School  | 8,266,000          | 762,000    | 9,028,000   | 150,000    |
|                                  |   |                    |            |             |            |
|                                  | Tanay East National High School (Jesus S. Yujuico Memorial National High School)  | 9,059,000          | 849,000    | 9,908,000   | 150,000    |
|                                  | Tanay North National High School  | 6,290,000          | 618,000    | 6,908,000   |            |
|                                  | Tanay Senior High School  |                    |            |             | 1,292,000  |
|                                  | Tanay West National High School   | 9,924,000          | 897,000    | 10,821,000  | 401,000    |
|                                  | Taytay National High School - Simone Annex  | 11,051,000         | 905,000    | 11,956,000  |            |
|                                  | Taytay Senior High School   |                    |            |             | 2,431,000  |
|                                  | Tuna Balibago National High School  | 8,311,000          | 708,000    | 9,019,000   | 150,000    |

| REGION / SDO / SECONDARY SCHOOLS |  |  | JUNIOR HIGH SCHOOL |             |               | SENIOR HS  |
|----------------------------------|--|--|--------------------|-------------|---------------|------------|
|                                  |  |  | PS                 | MOOE        | TOTAL         | MOOE       |
|                                  |  | Stand alone SHS 5  |                    |             |               | 3,247,000  |
|                                  |  |  |                    |             |               |            |
|                                  |  | Division of San Pablo City   | 39,478,000         | 3,372,000   | 42,850,000    | 5,274,000  |
|                                  |  | Division Office - Proper   | 694,000            |             | 694,000       |            |
|                                  |  | Atisan Integrated School   |                    | 290,000     | 290,000       |            |
|                                  |  | Crecencia Drucila Lopez Senior High School   |                    |             |               | 2,044,000  |
|                                  |  | Dolores National High School   | 10,247,000         | 666,000     | 10,913,000    |            |
|                                  |  | Felix Amante Senior High School  |                    |             |               | 2,506,000  |
|                                  |  | Paaralang Pag-Ibig at Pag-Asa  | 4,598,000          | 394,000     | 4,992,000     |            |
|                                  |  | San Isidro National High School  | 9,193,000          | 659,000     | 9,852,000     |            |
|                                  |  | San Pablo City Science High School   | 8,627,000          | 769,000     | 9,396,000     | 724,000    |
|                                  |  | Sta. Filomena Integrated School  | 6,119,000          | 594,000     | 6,713,000     |            |
|                                  |  |  |                    |             |               |            |
|                                  |  | Division of Sta. Rosa City   | 25,058,000         | 5,797,000   | 30,855,000    | 3,355,000  |
|                                  |  | Division Office - Proper   | 363,000            |             | 363,000       |            |
|                                  |  | Aplaya National High School-Annex 1 Apex School  |                    | 2,999,000   | 2,999,000     |            |
|                                  |  | Don Jose National High School  | 20,649,000         | 1,694,000   | 22,343,000    | 530,000    |
|                                  |  | Labas Senior High School Stand Alone   |                    |             |               | 2,211,000  |
|                                  |  | Sinalhan Senior High School  | 4,046,000          | 1,104,000   | 5,150,000     | 614,000    |
|                                  |  |  |                    |             |               |            |
|                                  |  | Division of Tanauan City   | 53,570,000         | 5,223,000   | 58,793,000    | 188,000    |
|                                  |  | Division Office - Proper   | 978,000            | -           | 978,000       |            |
|                                  |  | Balele National High School  | 8,154,000          | 900,000     | 9,054,000     | 188,000    |
|                                  |  | Banjo Laurel National High School  | 6,407,000          | 568,000     | 6,975,000     |            |
|                                  |  | Dr. Alcantara National High School   | 4,948,000          | 541,000     | 5,489,000     |            |
|                                  |  | Janopol Oriental National High School  | 8,621,000          | 931,000     | 9,552,000     |            |
|                                  |  | Malaking Pulo National High School   | 7,271,000          | 631,000     | 7,902,000     |            |
|                                  |  | Pres. Jose P. Laurel National High School (Sulpok)   | 8,711,000          | 758,000     | 9,469,000     |            |
|                                  |  | Ulango Integrated School   | 3,704,000          | 409,000     | 4,113,000     |            |
|                                  |  | Wawa National High School  | 4,776,000          | 485,000     | 5,261,000     |            |
|                                  |  |  |                    |             |               |            |
|                                  |  | Division of Tayabas City   | 17,747,000         | 1,964,000   | 19,711,000    | 1,832,000  |
|                                  |  | Division Office - Proper   | 289,000            |             | 289,000       |            |
|                                  |  | Buenaventura Alandy National High School   |                    |             |               | 1,498,000  |
|                                  |  | Dapdap Integrated School   | 403,000            | 480,000     | 883,000       |            |
|                                  |  | Rosario Quesada National High School   | 5,384,000          | 506,000     | 5,890,000     |            |
|                                  |  | West Palale National High School   | 11,671,000         | 978,000     | 12,649,000    | 334,000    |
|                                  |  |  |                    |             |               |            |
|                                  |  | Region IVB - MIMAROPA  | 1,896,281,000      | 196,062,000 | 2,092,343,000 | 46,790,000 |
|                                  |  |  |                    |             |               |            |
|                                  |  | Division of Calapan City   | 44,232,000         | 3,274,000   | 47,506,000    | 819,000    |
|                                  |  | Division Office - Proper   | 703,000            |             | 703,000       |            |
|                                  |  | Bucayao National High School   | 10,507,000         | 789,000     | 11,296,000    | 150,000    |
|                                  |  | Ceriano A. Abes Memorial National High School (Jose J. Leido Jr. Memorial NHS - Mahal na Pangalan Annex) | 8,336,000          | 690,000     | 9,026,000     | 150,000    |
|                                  |  | Nag-iba National High School (Jose J. Leido, Jr. Memorial National High School - Nag-iba II Annex)       | 9,746,000          | 819,000     | 10,565,000    | 342,000    |
|                                  |  | Parang National High School (Jose J. Leido, Jr. Memorial National High School - Parang Annex)            | 14,940,000         | 976,000     | 15,916,000    | 177,000    |
|                                  |  |  |                    |             |               |            |
|                                  |  | Division of Marinduque   | 226,551,000        | 21,202,000  | 247,753,000   | 6,177,000  |
|                                  |  | Division Office - Proper   | 3,890,000          |             | 3,890,000     |            |
|                                  |  | Alobo National High School   | 5,034,000          | 461,000     | 5,495,000     |            |
|                                  |  | Argao National High School   | 6,336,000          | 541,000     | 6,877,000     | 150,000    |
|                                  |  | Bagtingon National High School   | 4,099,000          | 487,000     | 4,586,000     | 150,000    |
|                                  |  | Balanacan National High School   | 8,969,000          | 694,000     | 9,663,000     | 150,000    |
|                                  |  | Bonliw National High School  | 5,452,000          | 460,000     | 5,912,000     | 150,000    |
|                                  |  | Botilao National High School   | 3,482,000          | 362,000     | 3,844,000     | 150,000    |
|                                  |  | Buenavista National High School - Bagacay Annex  | 2,036,000          | 420,000     | 2,456,000     | 150,000    |
|                                  |  | Buenavista National High School - Daykitin Annex   | 2,562,000          | 428,000     | 2,990,000     |            |
|                                  |  | Buenavista National High School - Lipata-Tungib Annex  | 1,639,000          | 355,000     | 1,994,000     | 150,000    |
|                                  |  | Buenavista National High School - Sihi Annex   | 1,673,000          | 376,000     | 2,049,000     |            |
|                                  |  | Butansapa National High School   | 7,291,000          | 572,000     | 7,863,000     |            |
|                                  |  | Cawit National Comprehensive High School   | 10,840,000         | 824,000     | 11,664,000    | 150,000    |
|                                  |  | Dolores National High School   | 5,638,000          | 530,000     | 6,168,000     | 150,000    |
|                                  |  | Hupi National High School  | 5,977,000          | 512,000     | 6,489,000     | 188,000    |
|                                  |  | Ilaya National High School   | 7,928,000          | 775,000     | 8,703,000     | 167,000    |

| REGION / SDO / SECONDARY SCHOOLS |  | JUNIOR HIGH SCHOOL |            |             | SENIOR HS |
|----------------------------------|--|--------------------|------------|-------------|-----------|
|                                  |  | PS                 | MOOE       | TOTAL       | MOOE      |
|                                  | Ipil National High School  | 6,603,000          | 548,000    | 7,151,000   | 150,000   |
|                                  | Kasily National High School  | 3,646,000          | 389,000    | 4,035,000   |           |
|                                  | Kilo-Kilo National High School   | 6,398,000          | 563,000    | 6,961,000   | 150,000   |
|                                  | Makapuyat National High School - Masaguishi Annex                          | 1,656,000          | 350,000    | 2,006,000   | 150,000   |
|                                  | Malibago National High School  | 8,206,000          | 715,000    | 8,921,000   | 280,000   |
|                                  | Maniwaya National High School  | 3,159,000          | 384,000    | 3,543,000   | 150,000   |
|                                  | Maranlig National High School  | 5,909,000          | 501,000    | 6,410,000   | 248,000   |
|                                  | Matalaba National High School  | 7,460,000          | 630,000    | 8,090,000   | 342,000   |
|                                  | Matuyatuya National High School  | 11,296,000         | 852,000    | 12,148,000  | 312,000   |
|                                  | Mogpog National Comprehensive High School                                  | 11,028,000         | 870,000    | 11,898,000  | 378,000   |
|                                  | Mongpong National High School  | 4,130,000          | 405,000    | 4,535,000   | 150,000   |
|                                  | Paciano A. Sena Memorial High School (Tabionan National High School)       | 3,776,000          | 427,000    | 4,203,000   | 150,000   |
|                                  | Poctoy National High School  | 4,286,000          | 544,000    | 4,830,000   | 177,000   |
|                                  | Pulo National High School  | 3,482,000          | 358,000    | 3,840,000   |           |
|                                  | Punong National High School  | 3,702,000          | 400,000    | 4,102,000   | 150,000   |
|                                  | Putting Buhangin National High School                                      | 3,843,000          | 389,000    | 4,232,000   |           |
|                                  | Sayao National High School   | 5,206,000          | 498,000    | 5,704,000   | 150,000   |
|                                  | Sibuyao National High School   | 5,547,000          | 579,000    | 6,126,000   | 150,000   |
|                                  | Tagum National High School   | 5,765,000          | 487,000    | 6,252,000   | 150,000   |
|                                  | Tambangan National High School   | 3,399,000          | 394,000    | 3,793,000   |           |
|                                  | Tapuyan National High School   | 6,671,000          | 617,000    | 7,288,000   | 150,000   |
|                                  | Tiguion National High School   | 8,198,000          | 650,000    | 8,848,000   | 150,000   |
|                                  | Tigwi National High School   | 13,679,000         | 1,087,000  | 14,766,000  | 150,000   |
|                                  | Torrijos Senior High School  |                    |            |             | 542,000   |
|                                  | Yook National High School  | 6,660,000          | 768,000    | 7,428,000   | 243,000   |
|                                  | Division of Occidental Mindoro   | 186,239,000        | 22,747,000 | 208,986,000 | 3,554,000 |
|                                  | Division Office - Proper   | 2,882,000          |            | 2,882,000   |           |
|                                  | Abra de Ilog National High School - Camurong Annex                         | 1,787,000          | 439,000    | 2,226,000   |           |
|                                  | Abra de Ilog National High School Extension (Biga Extension)               | 2,090,000          | 427,000    | 2,517,000   |           |
|                                  | Aguas National High School   | 10,488,000         | 704,000    | 11,192,000  |           |
|                                  | Ambulong Island Integrated School  | 6,754,000          | 497,000    | 7,251,000   |           |
|                                  | Barahan National High School   | 10,281,000         | 747,000    | 11,028,000  | 277,000   |
|                                  | Barahan National High School - Sinagtala Annex                             | 2,930,000          | 429,000    | 3,359,000   |           |
|                                  | Bubog National High School   |                    | 534,000    | 534,000     |           |
|                                  | Burgos National High School  |                    | 386,000    | 386,000     |           |
|                                  | Cabacao National High School (Abra de Ilog - Cabacao National High School) | 12,083,000         | 862,000    | 12,945,000  |           |
|                                  | Caminawit National High School   | 20,276,000         | 1,406,000  | 21,682,000  |           |
|                                  | Concepcion National High School  | 8,811,000          | 658,000    | 9,469,000   | 296,000   |
|                                  | Iling National High School - Pawikan Annex                                 |                    | 467,000    | 467,000     |           |
|                                  | Iron National High School  | 9,124,000          | 653,000    | 9,777,000   | 154,000   |
|                                  | La Curva National High School  |                    | 227,000    | 227,000     |           |
|                                  | Looc National High School  | 6,669,000          | 613,000    | 7,282,000   | 150,000   |
|                                  | Lubang Vocational High School - Cabra Annex                                |                    | 302,000    | 302,000     |           |
|                                  | Magsaysay National High School - Alibog Annex                              | 1,724,000          | 428,000    | 2,152,000   |           |
|                                  | Magsaysay National High School - Pumaga Annex                              | 2,118,000          | 505,000    | 2,623,000   |           |
|                                  | Magsikap National High School  | 11,924,000         | 858,000    | 12,782,000  |           |
|                                  | Malisbong National High School   |                    | 283,000    | 283,000     |           |
|                                  | Malpalon National High School  | 5,181,000          | 449,000    | 5,630,000   |           |
|                                  | Mangarin National High School  | 1,737,000          | 499,000    | 2,236,000   | 202,000   |
|                                  | Manoot National High School  | 5,679,000          | 746,000    | 6,425,000   | 381,000   |
|                                  | Mapaya National High School  | 3,027,000          | 752,000    | 3,779,000   | 355,000   |
|                                  | Paclolo National High School   |                    | 424,000    | 424,000     |           |
|                                  | Pambuhan Indigenous People Village High School                             |                    | 280,000    | 280,000     |           |
|                                  | Paulino Legaspi, Sr. Memorial National High School                         | 5,520,000          | 644,000    | 6,164,000   | 204,000   |
|                                  | Pinagturilan National High School  | 5,295,000          | 923,000    | 6,218,000   | 474,000   |
|                                  | Poypoy National High School  | 1,282,000          | 392,000    | 1,674,000   |           |
|                                  | Prudencio L. Gadiano National High School                                  | 4,742,000          | 488,000    | 5,230,000   | 150,000   |
|                                  | Rizal Integrated School  |                    | 371,000    | 371,000     |           |
|                                  | Sablayan National High School - Claudio Salgado Annex                      | 2,693,000          | 480,000    | 3,173,000   | 150,000   |
|                                  | Sablayan National High School - Sta. Lucia Annex                           | 4,428,000          | 586,000    | 5,014,000   |           |
|                                  | San Francisco National High School   |                    | 391,000    | 391,000     |           |
|                                  | San Vicente National High School - Yapang Annex                            | 3,867,000          | 518,000    | 4,385,000   | 170,000   |
|                                  | Sta. Teresa National High School   | 8,867,000          | 666,000    | 9,533,000   | 248,000   |
|                                  | Tagumpay National High School  |                    | 386,000    | 386,000     |           |
|                                  | Tanyag National High School  | 8,543,000          | 709,000    | 9,252,000   | 193,000   |

| REGION / SDO / SECONDARY SCHOOLS |                              |   | JUNIOR HIGH SCHOOL |            |             | SENIOR HS |
|----------------------------------|------------------------------|---|--------------------|------------|-------------|-----------|
|                                  |                              |   | PS                 | MOOE       | TOTAL       | MOOE      |
|                                  |                              | Tilik National High School  | 5,745,000          | 576,000    | 6,321,000   |           |
|                                  |                              | Victoria National High School   | 8,429,000          | 587,000    | 9,016,000   |           |
|                                  |                              | Victoria National High School - Ilvita Annex  | 1,263,000          | 455,000    | 1,718,000   | 150,000   |
|                                  |                              |   |                    |            |             |           |
|                                  | Division of Oriental Mindoro |   | 267,073,000        | 32,243,000 | 299,316,000 | 7,668,000 |
|                                  |                              | Division Office - Proper  | 4,537,000          |            | 4,537,000   |           |
|                                  |                              | Anastacio Dela Chica High School  | 4,216,000          | 799,000    | 5,015,000   | 150,000   |
|                                  |                              | Anoling High School   | 2,223,000          | 322,000    | 2,545,000   |           |
|                                  |                              | Apitong National High School  | 8,678,000          | 704,000    | 9,382,000   | 273,000   |
|                                  |                              | Apnagan High School   |                    | 305,000    | 305,000     | 150,000   |
|                                  |                              | Araceli B. Pantilanan - Bacawan High School   | 1,742,000          | 475,000    | 2,217,000   | 172,000   |
|                                  |                              | Aurelio Arago Memorial National High School - Alcate Annex                          | 3,146,000          | 558,000    | 3,704,000   |           |
|                                  |                              | Bacungan High School  |                    | 289,000    | 289,000     |           |
|                                  |                              | Balatasan National High School  |                    | 280,000    | 280,000     |           |
|                                  |                              | Baras National High School  |                    | 264,000    | 264,000     |           |
|                                  |                              | Bayuin National High School   | 8,730,000          | 718,000    | 9,448,000   | 202,000   |
|                                  |                              | Benli National High School  | 4,704,000          | 423,000    | 5,127,000   | 150,000   |
|                                  |                              | Bethel High School  | 1,619,000          | 422,000    | 2,041,000   |           |
|                                  |                              | Bonbon High School  |                    | 310,000    | 310,000     |           |
|                                  |                              | Bongabong Technical and Vocational High School                                      | 2,831,000          | 393,000    | 3,224,000   | 150,000   |
|                                  |                              | Buli High School  |                    | 343,000    | 343,000     | 150,000   |
|                                  |                              | Cabugao National High School  | 403,000            | 307,000    | 710,000     | 150,000   |
|                                  |                              | Cacawan High School   | 5,790,000          | 457,000    | 6,247,000   |           |
|                                  |                              | Carmundo National High School (Vicente B. Ylagan NHS - Carmundo Annex)              | 11,922,000         | 758,000    | 12,680,000  | 312,000   |
|                                  |                              | Cawayan National High School  | 12,617,000         | 836,000    | 13,453,000  | 289,000   |
|                                  |                              | Conrazon High School  | 4,170,000          | 455,000    | 4,625,000   | 150,000   |
|                                  |                              | Don Pedro High School   |                    | 707,000    | 707,000     |           |
|                                  |                              | Dr. Aristeo Baldos Sr. Papandayan High School                                       | 2,148,000          | 483,000    | 2,631,000   |           |
|                                  |                              | Ecological Public Secondary School  | 4,860,000          | 518,000    | 5,378,000   |           |
|                                  |                              | Elim Lisap Mangyan High School  |                    | 361,000    | 361,000     |           |
|                                  |                              | Evangelista National High School  | 8,328,000          | 664,000    | 8,992,000   | 150,000   |
|                                  |                              | Facundo C. Lopez - Palangan Integrated School                                       |                    | 429,000    | 429,000     |           |
|                                  |                              | Felimon M. Salcedo, Sr. Memorial National High School                               | 7,573,000          | 649,000    | 8,222,000   | 150,000   |
|                                  |                              | Formon National High School   | 7,803,000          | 575,000    | 8,378,000   | 199,000   |
|                                  |                              | Fortuna National High School  | 6,082,000          | 538,000    | 6,620,000   | 150,000   |
|                                  |                              | Fortunato Perez High School   |                    | 564,000    | 564,000     |           |
|                                  |                              | Francisco "Kiko" Manlises - Calingag High School                                    | 3,085,000          | 391,000    | 3,476,000   |           |
|                                  |                              | Gatol Mangyan High School   |                    | 289,000    | 289,000     |           |
|                                  |                              | Gerardo Fanoga, Sr. - Pambisan Munti High School                                    | 1,805,000          | 328,000    | 2,133,000   |           |
|                                  |                              | Guillermo Raymundo - Calima High School   |                    | 335,000    | 335,000     | 150,000   |
|                                  |                              | Jose D. Udasco Mangangan I National High School                                     | 5,344,000          | 471,000    | 5,815,000   | 150,000   |
|                                  |                              | Laguna National High School   | 2,423,000          | 540,000    | 2,963,000   |           |
|                                  |                              | Leandro Panganiban, Sr. - Tagumpay High School                                      |                    | 380,000    | 380,000     | 195,000   |
|                                  |                              | Lumambayan National High School   |                    | 350,000    | 350,000     |           |
|                                  |                              | Maasin High School  |                    | 286,000    | 286,000     |           |
|                                  |                              | Macatoc National High School (Aurelio Arago Memorial National High School -Macatoc) | 12,804,000         | 926,000    | 13,730,000  | 529,000   |
|                                  |                              | Malamig National High School  | 8,583,000          | 711,000    | 9,294,000   | 307,000   |
|                                  |                              | Malo High School  |                    | 276,000    | 276,000     |           |
|                                  |                              | Manual National High School   | 10,256,000         | 844,000    | 11,100,000  | 252,000   |
|                                  |                              | Manuel Adriano Memorial National High School  | 6,673,000          | 528,000    | 7,201,000   | 150,000   |
|                                  |                              | Masaguig High School  | 871,000            | 340,000    | 1,211,000   |           |
|                                  |                              | Matulatula High School  | 7,777,000          | 739,000    | 8,516,000   | 273,000   |
|                                  |                              | Maujao National High School   | 13,058,000         | 791,000    | 13,849,000  | 252,000   |
|                                  |                              | Milagrosa National High School  |                    | 294,000    | 294,000     |           |
|                                  |                              | Morente National High School  | 17,052,000         | 877,000    | 17,929,000  | 291,000   |
|                                  |                              | Morente National High School - Batangan Annex                                       |                    | 327,000    | 327,000     |           |
|                                  |                              | Panluan Hagan Mangyan High School   |                    | 324,000    | 324,000     |           |
|                                  |                              | Puerto Galera National High School - Dulangan Extension                             |                    | 521,000    | 521,000     |           |
|                                  |                              | Puerto Galera National High School - San Isidro Extension                           |                    | 627,000    | 627,000     | 289,000   |
|                                  |                              | Ranzo National High School  | 6,365,000          | 411,000    | 6,776,000   |           |
|                                  |                              | Rufino Asi National High School   | 3,710,000          | 364,000    | 4,074,000   | 150,000   |
|                                  |                              | Sabang High School  | 2,157,000          | 455,000    | 2,612,000   | 150,000   |
|                                  |                              | San Mariano National High School - San Vicente Annex                                | 8,310,000          | 670,000    | 8,980,000   | 150,000   |
|                                  |                              | San Roque National High School  | 19,421,000         | 1,160,000  | 20,581,000  | 743,000   |
|                                  |                              | San Roque National High School - Bangkal Extension                                  | 313,000            | 391,000    | 704,000     |           |
|                                  |                              | San Teodoro National High School  | 22,944,000         | 1,316,000  | 24,260,000  | 690,000   |

| REGION / SDO / SECONDARY SCHOOLS |  |  | JUNIOR HIGH SCHOOL |            |             | SENIOR HS  |
|----------------------------------|--|--|--------------------|------------|-------------|------------|
|                                  |  |  | PS                 | MOOE       | TOTAL       | MOOE       |
|                                  |  | Tacligan High School   |                    | 317,000    | 317,000     |            |
|                                  |  | Victoria National High School  |                    | 420,000    | 420,000     |            |
|                                  |  | Villa Cerveza High School  |                    | 338,000    | 338,000     |            |
|                                  |  |  |                    |            |             |            |
|                                  |  | Division of Palawan  | 880,302,000        | 87,315,000 | 967,617,000 | 20,258,000 |
|                                  |  | Division Office - Proper   | 17,488,000         |            | 17,488,000  |            |
|                                  |  | Abaroan National High School   | 9,600,000          | 696,000    | 10,296,000  |            |
|                                  |  | Abo-Abo National High School   | 13,033,000         | 1,055,000  | 14,088,000  | 378,000    |
|                                  |  | Agutayan National High School  | 403,000            | 259,000    | 662,000     |            |
|                                  |  | Alimaguan National High School   | 11,894,000         | 1,013,000  | 12,907,000  | 376,000    |
|                                  |  | Amando Carlos Lahoz National High School                                   | 1,214,000          | 451,000    | 1,665,000   |            |
|                                  |  | Apurawan National High School  | 7,829,000          | 609,000    | 8,438,000   | 206,000    |
|                                  |  | Araceli Plainview National High School                                     | 1,223,000          | 321,000    | 1,544,000   |            |
|                                  |  | Araceli Western Barangay High School                                       | 4,644,000          | 449,000    | 5,093,000   |            |
|                                  |  | Bacao National High School   | 7,152,000          | 546,000    | 7,698,000   | 169,000    |
|                                  |  | Bagong Bayan Barangay High School  | 8,491,000          | 758,000    | 9,249,000   |            |
|                                  |  | Bagong Sikat National High School  | 5,864,000          | 443,000    | 6,307,000   |            |
|                                  |  | Bancalaan National High School   | 822,000            | 1,153,000  | 1,975,000   | 436,000    |
|                                  |  | Baratuan National High School  | 14,524,000         | 891,000    | 15,415,000  | 1,150,000  |
|                                  |  | Bato National High School  | 14,347,000         | 1,319,000  | 15,666,000  | 837,000    |
|                                  |  | Berong Barangay High School  | 5,881,000          | 641,000    | 6,522,000   | 150,000    |
|                                  |  | Bintuan High School  | 810,000            | 364,000    | 1,174,000   |            |
|                                  |  | Bohol National High School   | 4,298,000          | 394,000    | 4,692,000   |            |
|                                  |  | Borac National High School (Coron SOF - Borac Annex)                       | 30,902,000         | 1,781,000  | 32,683,000  | 263,000    |
|                                  |  | Bubusawin National High School   | 810,000            | 297,000    | 1,107,000   |            |
|                                  |  | Bucana National High School  | 8,908,000          | 736,000    | 9,644,000   |            |
|                                  |  | Buenavista National High School  | 1,619,000          | 413,000    | 2,032,000   |            |
|                                  |  | Bugsuk National High School  | 12,439,000         | 547,000    | 12,986,000  |            |
|                                  |  | Bulalacao Integrated School  | 1,214,000          | 394,000    | 1,608,000   |            |
|                                  |  | Bulawit National High School   | 3,283,000          | 400,000    | 3,683,000   | 150,000    |
|                                  |  | Buliluyan National High School   | 2,036,000          | 422,000    | 2,458,000   |            |
|                                  |  | Bunog National High School   | 6,116,000          | 562,000    | 6,678,000   |            |
|                                  |  | Burirao National High School   | 3,680,000          | 388,000    | 4,068,000   |            |
|                                  |  | Busy Bees National High School   | 5,773,000          | 413,000    | 6,186,000   |            |
|                                  |  | Cabigaan National High School  | 3,258,000          | 357,000    | 3,615,000   |            |
|                                  |  | Cagayancillo National High School  | 11,888,000         | 855,000    | 12,743,000  | 355,000    |
|                                  |  | Calandagan National High School  | 6,861,000          | 556,000    | 7,417,000   | 174,000    |
|                                  |  | Calasaguen National High School  | 5,285,000          | 494,000    | 5,779,000   |            |
|                                  |  | Calategas National High School   | 8,193,000          | 681,000    | 8,874,000   |            |
|                                  |  | Calawag National High School   | 8,173,000          | 819,000    | 8,992,000   |            |
|                                  |  | Calumpang National High School   |                    | 293,000    | 293,000     |            |
|                                  |  | Candawaga National High School   | 16,791,000         | 1,127,000  | 17,918,000  | 477,000    |
|                                  |  | Canimango National High School   | 2,831,000          | 371,000    | 3,202,000   |            |
|                                  |  | Canipaan National High School  | 2,860,000          | 458,000    | 3,318,000   | 150,000    |
|                                  |  | Canique National High School   | 5,282,000          | 556,000    | 5,838,000   |            |
|                                  |  | Caponayan National High School   | 2,045,000          | 403,000    | 2,448,000   | 150,000    |
|                                  |  | Caruray National High School   | 9,007,000          | 681,000    | 9,688,000   | 215,000    |
|                                  |  | Casian National High School  | 6,525,000          | 688,000    | 7,213,000   | 257,000    |
|                                  |  | Catagupan High School  | 1,214,000          | 326,000    | 1,540,000   |            |
|                                  |  | Catama Barangay High School  | 3,448,000          | 344,000    | 3,792,000   |            |
|                                  |  | Central Taytay Senior High School  |                    |            |             | 1,910,000  |
|                                  |  | Cheey National High School   | 4,046,000          | 472,000    | 4,518,000   | 150,000    |
|                                  |  | Concepcion National High School, Agutaya                                   | 18,430,000         | 1,252,000  | 19,682,000  | 550,000    |
|                                  |  | Concepcion National High School, Busuanga                                  |                    | 605,000    | 605,000     | 344,000    |
|                                  |  | Culadanun National High School   | 3,837,000          | 453,000    | 4,290,000   |            |
|                                  |  | Cuyo Barangay High School  | 11,027,000         | 930,000    | 11,957,000  | 1,222,000  |
|                                  |  | Danawan National High School   | 10,068,000         | 844,000    | 10,912,000  | 273,000    |
|                                  |  | Decalachao National High School  | 1,214,000          | 531,000    | 1,745,000   | 222,000    |
|                                  |  | Diapila National High School   |                    | 305,000    | 305,000     |            |
|                                  |  | Dumagueña National High School   | 7,310,000          | 724,000    | 8,034,000   | 236,000    |
|                                  |  | Dumaran National High School   | 6,983,000          | 649,000    | 7,632,000   | 282,000    |
|                                  |  | Dumaran National High School (Mainland)                                    | 7,997,000          | 856,000    | 8,853,000   | 360,000    |
|                                  |  | Dumarao Barangay High School   | 6,402,000          | 474,000    | 6,876,000   |            |
|                                  |  | Eliseo A. Lagrada Oblian National High School                              | 3,766,000          | 426,000    | 4,192,000   |            |
|                                  |  | Estrella Village National High School                                      | 1,229,000          | 383,000    | 1,612,000   |            |
|                                  |  | F. Lagan, Sr. Memorial National High School (Caramay National High School) | 6,426,000          | 568,000    | 6,994,000   |            |



| REGION / SDO / SECONDARY SCHOOLS |  |   | JUNIOR HIGH SCHOOL |           |            | SENIOR HS |
|----------------------------------|--|---|--------------------|-----------|------------|-----------|
|                                  |  |   | PS                 | MOOE      | TOTAL      | MOOE      |
|                                  |  | Gaudencio Abordo Memorial National High School - Balaguen National High School                    |                    | 454,000   | 454,000    |           |
|                                  |  | Gaudencio Abordo Memorial National High School - Bisucay National High School                     |                    | 412,000   | 412,000    |           |
|                                  |  | Gaudencio Abordo Memorial National High School - Rizal National High School                       |                    | 428,000   | 428,000    |           |
|                                  |  | Green Island National High School   |                    | 359,000   | 359,000    |           |
|                                  |  | Halsey National High School   | 1,619,000          | 517,000   | 2,136,000  |           |
|                                  |  | Ilian National High School  | 813,000            | 368,000   | 1,181,000  |           |
|                                  |  | Inil U. Taha National High School   | 3,955,000          | 567,000   | 4,522,000  | 211,000   |
|                                  |  | Ipilan National High School   | 10,532,000         | 866,000   | 11,398,000 | 420,000   |
|                                  |  | Iraan-Sagpangan National High School  | 5,178,000          | 485,000   | 5,663,000  |           |
|                                  |  | Isaub National High School  | 6,789,000          | 812,000   | 7,601,000  | 385,000   |
|                                  |  | Isla Sombrero National High School  | 2,620,000          | 308,000   | 2,928,000  |           |
|                                  |  | Isugod National High School   | 11,173,000         | 778,000   | 11,951,000 |           |
|                                  |  | Jose Rizal Apoc-Apoc National High School   | 5,532,000          | 444,000   | 5,976,000  |           |
|                                  |  | Labog National High School  |                    | 420,000   | 420,000    |           |
|                                  |  | Lapu-Lapu National High School  | 3,341,000          | 388,000   | 3,729,000  |           |
|                                  |  | Liminangcong National High School   | 14,622,000         | 943,000   | 15,565,000 | 509,000   |
|                                  |  | Little Baguio - Maasin National High School   | 2,023,000          | 529,000   | 2,552,000  |           |
|                                  |  | Lumber Camp National High School  | 403,000            | 413,000   | 816,000    |           |
|                                  |  | Maasin National High School (Bernas National High School)   | 12,374,000         | 872,000   | 13,246,000 | 341,000   |
|                                  |  | Mabini National High School   | -                  | 326,000   | 326,000    |           |
|                                  |  | Magbabadil National High School   | 8,951,000          | 568,000   | 9,519,000  |           |
|                                  |  | Magsaysay National High School  | 5,294,000          | 612,000   | 5,906,000  |           |
|                                  |  | Malaking Ilog National High School  | 403,000            | 332,000   | 735,000    |           |
|                                  |  | Malampaya - San Jose National High School   |                    | 364,000   | 364,000    |           |
|                                  |  | Malatgao National High School, Narra  |                    | 329,000   | 329,000    |           |
|                                  |  | Malatgao National High School, Quezon   | 7,349,000          | 542,000   | 7,891,000  |           |
|                                  |  | Malihud National High School  | 2,432,000          | 496,000   | 2,928,000  |           |
|                                  |  | Malis National High School  | 4,463,000          | 474,000   | 4,937,000  |           |
|                                  |  | Manamoc National High School  | 7,514,000          | 722,000   | 8,236,000  | 273,000   |
|                                  |  | Mangsee National High School  | 5,266,000          | 751,000   | 6,017,000  | 390,000   |
|                                  |  | Manlag National High School   | 1,619,000          | 399,000   | 2,018,000  |           |
|                                  |  | Marcelo A. Bantug Memorial National High School   | 5,039,000          | 504,000   | 5,543,000  |           |
|                                  |  | Mendoza National High School  | 5,066,000          | 473,000   | 5,539,000  |           |
|                                  |  | Nangalao National High School   | 3,239,000          | 436,000   | 3,675,000  | 150,000   |
|                                  |  | New Busuanga National High School   | 11,088,000         | 603,000   | 11,691,000 | 206,000   |
|                                  |  | New Canipo National High School   | 6,000,000          | 606,000   | 6,606,000  | 206,000   |
|                                  |  | New Guinlo National High School   | 8,398,000          | 737,000   | 9,135,000  |           |
|                                  |  | New Ibajay National High School   | 12,506,000         | 856,000   | 13,362,000 | 296,000   |
|                                  |  | Nicanor Zabala National High School   | 6,734,000          | 607,000   | 7,341,000  |           |
|                                  |  | Ocam Ocam Integrated School   |                    | 205,000   | 205,000    |           |
|                                  |  | Paly National High School   | 1,619,000          | 429,000   | 2,048,000  |           |
|                                  |  | Pamantolon National High School   | 3,262,000          | 456,000   | 3,718,000  |           |
|                                  |  | Panalingaan National High School  | 813,000            | 624,000   | 1,437,000  | 150,000   |
|                                  |  | Pancol Barangay High School   | 8,828,000          | 679,000   | 9,507,000  | 150,000   |
|                                  |  | Panitian National High School   | 15,764,000         | 1,011,000 | 16,775,000 | 392,000   |
|                                  |  | Panlaitan Barangay High School  | 5,040,000          | 557,000   | 5,597,000  | 172,000   |
|                                  |  | Pasadeña National High School   | 1,619,000          | 408,000   | 2,027,000  |           |
|                                  |  | Pawa National High School   | 11,968,000         | 498,000   | 12,466,000 |           |
|                                  |  | Peace And Development Community National High School  | 3,255,000          | 409,000   | 3,664,000  |           |
|                                  |  | Pical National High School  |                    | 297,000   | 297,000    |           |
|                                  |  | Pinaglabanan National High School   | 5,748,000          | 584,000   | 6,332,000  |           |
|                                  |  | Port Barton National High School  | 10,162,000         | 929,000   | 11,091,000 | 268,000   |
|                                  |  | Punang National High School   | 2,856,000          | 454,000   | 3,310,000  |           |
|                                  |  | Quezon Panitian National High School  | 10,900,000         | 826,000   | 11,726,000 | 275,000   |
|                                  |  | Quezon-Aramaywan National High School   | 9,904,000          | 841,000   | 10,745,000 | 298,000   |
|                                  |  | Quinlogon National High School  | 10,352,000         | 739,000   | 11,091,000 | 291,000   |
|                                  |  | Ramos National High School  |                    | 385,000   | 385,000    |           |
|                                  |  | Ransang National High School  | 7,536,000          | 556,000   | 8,092,000  |           |
|                                  |  | Salang National High School   | 810,000            | 356,000   | 1,166,000  |           |
|                                  |  | Samariñana National High School   | 3,246,000          | 462,000   | 3,708,000  |           |
|                                  |  | San Carlos National High School   | 3,532,000          | 399,000   | 3,931,000  |           |
|                                  |  | San Fernando National High School   | 7,125,000          | 643,000   | 7,768,000  |           |
|                                  |  | San Jose (Roxas) National High School (Roxas National Comprehensive High School - San Jose Annex) | 11,085,000         | 862,000   | 11,947,000 | 514,000   |
|                                  |  | San Miguel National High School   | 16,552,000         | 991,000   | 17,543,000 | 463,000   |

| REGION / SDO / SECONDARY SCHOOLS |  |   | JUNIOR HIGH SCHOOL |            |             | SENIOR HS |
|----------------------------------|--|---|--------------------|------------|-------------|-----------|
|                                  |  |   | PS                 | MOOE       | TOTAL       | MOOE      |
|                                  |  | San Nicolas National High School  | 810,000            | 432,000    | 1,242,000   |           |
|                                  |  | Sandoval National High School, Narra  | 10,099,000         | 769,000    | 10,868,000  | 387,000   |
|                                  |  | Sandoval National High School, Taytay   | 8,476,000          | 605,000    | 9,081,000   | 298,000   |
|                                  |  | Sarong National High School   | 3,246,000          | 471,000    | 3,717,000   |           |
|                                  |  | Sibaltan National High School   | 3,895,000          | 401,000    | 4,296,000   |           |
|                                  |  | Sibaring National High School   | 2,856,000          | 306,000    | 3,162,000   | 150,000   |
|                                  |  | Silanga National High School  | 1,632,000          | 453,000    | 2,085,000   |           |
|                                  |  | Southern Bataraza National High School  | 10,396,000         | 688,000    | 11,084,000  | 220,000   |
|                                  |  | Sowangan National High School   | 2,039,000          | 433,000    | 2,472,000   |           |
|                                  |  | Speaker Ramon V. Mitra, Jr. National High School                                      | 10,428,000         | 769,000    | 11,197,000  |           |
|                                  |  | Sta. Maria National High School   | 3,307,000          | 432,000    | 3,739,000   |           |
|                                  |  | Sta. Monica High School   | 1,619,000          | 401,000    | 2,020,000   |           |
|                                  |  | Suba National High School   | 7,750,000          | 694,000    | 8,444,000   |           |
|                                  |  | Sumbiling National High School  | 8,691,000          | 906,000    | 9,597,000   | 277,000   |
|                                  |  | Tabon National High School  | 5,666,000          | 322,000    | 5,988,000   |           |
|                                  |  | Taburi National High School   | 3,642,000          | 476,000    | 4,118,000   | 150,000   |
|                                  |  | Tagumpay Barangay High School   | 4,409,000          | 484,000    | 4,893,000   |           |
|                                  |  | Tagusao National High School  | 10,074,000         | 749,000    | 10,823,000  | 305,000   |
|                                  |  | Tara High School  | 403,000            | 388,000    | 791,000     |           |
|                                  |  | Tarusan National High School  | 18,482,000         | 1,236,000  | 19,718,000  | 389,000   |
|                                  |  | Teneguiban National High School (El Nido National High School - Teneguiban Extension) | 4,993,000          | 593,000    | 5,586,000   |           |
|                                  |  | Tinitian National High School   | 5,181,000          | 471,000    | 5,652,000   |           |
|                                  |  | Tumarbong National High School  | 8,155,000          | 930,000    | 9,085,000   | 280,000   |
|                                  |  | Turda National High School  |                    | 488,000    | 488,000     |           |
|                                  |  | Villa Paz National High School  | 810,000            | 317,000    | 1,127,000   |           |
|                                  |  | Vito Pechangco Memorial National High School  | 16,577,000         | 782,000    | 17,359,000  |           |
|                                  |  | Wenceslao Villapa High School (Mainit NHS)  | 3,662,000          | 423,000    | 4,085,000   |           |
|                                  |  |   |                    |            |             |           |
|                                  |  | Division of Puerto Princesa City  | 127,183,000        | 13,514,000 | 140,697,000 | 6,399,000 |
|                                  |  | Division Office - Proper  | 2,707,000          |            | 2,707,000   |           |
|                                  |  | Babuyan National High School (Palawan National School - Babuyan Annex)                | 7,704,000          | 655,000    | 8,359,000   | 150,000   |
|                                  |  | Bacungan National High School   | 7,812,000          | 799,000    | 8,611,000   | 218,000   |
|                                  |  | Bahile National High School   | 7,526,000          | 710,000    | 8,236,000   | 309,000   |
|                                  |  | Buenavista High School  | 810,000            | 348,000    | 1,158,000   |           |
|                                  |  | Cabayugan National High School  | 12,496,000         | 752,000    | 13,248,000  | 282,000   |
|                                  |  | Inagawan National High School   | 10,916,000         | 871,000    | 11,787,000  | 190,000   |
|                                  |  | Langogan National High School   | 9,432,000          | 834,000    | 10,266,000  | 428,000   |
|                                  |  | Luzviminda National High School   | 6,788,000          | 618,000    | 7,406,000   | 150,000   |
|                                  |  | Macarascas National High School   | 6,728,000          | 470,000    | 7,198,000   | 236,000   |
|                                  |  | Matahimik-Bucana High School  | 1,219,000          | 389,000    | 1,608,000   |           |
|                                  |  | Napsan National High School   | 7,915,000          | 657,000    | 8,572,000   | 254,000   |
|                                  |  | Puerto Princesa City National Science High School                                     | 9,221,000          | 709,000    | 9,930,000   | 422,000   |
|                                  |  | Puerto Princesa City Rural National High School                                       | 14,620,000         | 796,000    | 15,416,000  | 419,000   |
|                                  |  | San Rafael National High School   | 7,553,000          | 696,000    | 8,249,000   | 326,000   |
|                                  |  | Simpucan National High School (Napsan National High School - Simpucan Annex)          | 3,848,000          | 431,000    | 4,279,000   | 150,000   |
|                                  |  | Sta. Lourdes National High School   | 9,041,000          | 775,000    | 9,816,000   | 250,000   |
|                                  |  | Sta. Monica National High School  | 847,000            | 2,217,000  | 3,064,000   | 1,440,000 |
|                                  |  | Tagabinet High School   |                    | 344,000    | 344,000     |           |
|                                  |  | Ubaldo L. Conde High School   |                    | 443,000    | 443,000     |           |
|                                  |  | SHS in Puerto Princesa City   |                    |            |             | 1,175,000 |



| REGION / SDO / SECONDARY SCHOOLS |  |  | JUNIOR HIGH SCHOOL |             |               | SENIOR HS   |
|----------------------------------|--|--|--------------------|-------------|---------------|-------------|
|                                  |  |  | PS                 | MOOE        | TOTAL         | MOOE        |
|                                  |  |  |                    |             |               |             |
|                                  |  |  |                    |             |               |             |
|                                  |  | Division of Romblon  | 164,701,000        | 15,767,000  | 180,468,000   | 1,915,000   |
|                                  |  | Division Office - Proper   | 2,671,000          |             | 2,671,000     |             |
|                                  |  | Agripino Armedilla National High School  | 403,000            | 300,000     | 703,000       |             |
|                                  |  | Agutay National High School  | 417,000            | 446,000     | 863,000       |             |
|                                  |  | Alad National High School  | 4,602,000          | 455,000     | 5,057,000     |             |
|                                  |  | Armin Rios - Marin National High School  | 403,000            | 284,000     | 687,000       |             |
|                                  |  | Azagra National High School  | 7,935,000          | 633,000     | 8,568,000     |             |
|                                  |  | Buenavista National High School  |                    | 385,000     | 385,000       |             |
|                                  |  | Cabolutan National High School - Carmen Extension  | 6,542,000          | 538,000     | 7,080,000     | 449,000     |
|                                  |  | Cabolutan National High School (RCFF - San Agustin)                                      | 7,517,000          | 521,000     | 8,038,000     |             |
|                                  |  | Cajidiocan National High School - Lumbang Este Extension                                 | 6,674,000          | 670,000     | 7,344,000     | 255,000     |
|                                  |  | Cambalo National High School (RCFF - Sibuyan)  | 7,134,000          | 606,000     | 7,740,000     | 435,000     |
|                                  |  | Concepcion National High School Annex (Bakhawan)   |                    | 261,000     | 261,000       |             |
|                                  |  | Danao National High School   | 11,542,000         | 947,000     | 12,489,000    |             |
|                                  |  | Eduardo M. Moreno National High School (Bachawan National High School - Binongaan Annex) | 8,766,000          | 631,000     | 9,397,000     |             |
|                                  |  | Ferrol National High School (RCFF - Ferrol)  | 10,845,000         | 789,000     | 11,634,000    | 266,000     |
|                                  |  | Gabawan National High School   | 810,000            | 232,000     | 1,042,000     |             |
|                                  |  | Guinbirayan National High School   | 13,024,000         | 856,000     | 13,880,000    |             |
|                                  |  | Limon Norte National High School   | 1,619,000          | 446,000     | 2,065,000     |             |
|                                  |  | Mauricio F. Fabito National High School  | 4,075,000          | 446,000     | 4,521,000     |             |
|                                  |  | Melodias Imperial, Sr. National High School  |                    | 302,000     | 302,000       |             |
|                                  |  | Pascual Catajay Linao National High School   | 3,885,000          | 323,000     | 4,208,000     |             |
|                                  |  | Pinamihagan National High School   | 403,000            | 461,000     | 864,000       |             |
|                                  |  | Romblon National High School - Mayha Extension   | 9,519,000          | 668,000     | 10,187,000    |             |
|                                  |  | San Agustin National Trade School  | 8,387,000          | 682,000     | 9,069,000     |             |
|                                  |  | San Andres Cultural High School  |                    | 269,000     | 269,000       |             |
|                                  |  | Sta. Maria National High School (RCFF - Sta. Maria)                                      | 10,586,000         | 874,000     | 11,460,000    | 360,000     |
|                                  |  | Sto. Niño National High School   | 2,912,000          | 386,000     | 3,298,000     |             |
|                                  |  | Tanagan National High School (RCFF - Tanagan)  | 10,110,000         | 776,000     | 10,886,000    |             |
|                                  |  | Tranquilino Cawaling Sr. National High School  | 5,875,000          | 486,000     | 6,361,000     |             |
|                                  |  | Tugdan National High School  | 11,539,000         | 662,000     | 12,201,000    | 150,000     |
|                                  |  | Tungonan National High School  | 6,506,000          | 432,000     | 6,938,000     |             |
|                                  |  |  |                    |             |               |             |
|                                  |  | Region V - Bicol   | 3,502,763,000      | 321,198,000 | 3,823,961,000 | 101,146,000 |
|                                  |  |  |                    |             |               |             |
|                                  |  | Division of Albay  | 394,135,000        | 33,226,000  | 427,361,000   | 9,733,000   |
|                                  |  | Division Office - Proper   | 7,004,000          |             | 7,004,000     |             |
|                                  |  | Alabangpuro High School  | 6,474,000          | 601,000     | 7,075,000     | 179,000     |
|                                  |  | Alimsog Integrated School  | 2,993,000          | 371,000     | 3,364,000     | 150,000     |
|                                  |  | Anislag National High School - San Vicente Grande  |                    | 527,000     | 527,000       | 206,000     |
|                                  |  | Bañadero High School   | 6,049,000          | 535,000     | 6,584,000     | 150,000     |
|                                  |  | Bascaran High School   | 3,075,000          | 681,000     | 3,756,000     | 179,000     |
|                                  |  | Batan National High School   | 6,833,000          | 580,000     | 7,413,000     | 284,000     |
|                                  |  | Batbat High School   | 4,727,000          | 445,000     | 5,172,000     | 150,000     |
|                                  |  | Bical National High School   | 6,622,000          | 564,000     | 7,186,000     | 161,000     |
|                                  |  | Bilbao High School   | 5,065,000          | 594,000     | 5,659,000     | 150,000     |
|                                  |  | Bogtong National High School   | 3,768,000          | 460,000     | 4,228,000     | 150,000     |
|                                  |  | Bonbon High School   | 14,445,000         | 864,000     | 15,309,000    |             |
|                                  |  | Caguiba National High School   | 7,123,000          | 614,000     | 7,737,000     | 150,000     |
|                                  |  | Cawayan High School, Manito  | 7,442,000          | 609,000     | 8,051,000     | 150,000     |
|                                  |  | Cawayan National High School, Bacacay  | 13,067,000         | 998,000     | 14,065,000    | 349,000     |
|                                  |  | Estancia National High School  | 6,888,000          | 604,000     | 7,492,000     |             |
|                                  |  | Itaran National High School - Maysua Extension   | 4,367,000          | 539,000     | 4,906,000     | 296,000     |
|                                  |  | Joroan High School   | 12,337,000         | 998,000     | 13,335,000    | 362,000     |
|                                  |  | La Medalla High School   |                    | 322,000     | 322,000       |             |
|                                  |  | La Medalla National High School  | 4,456,000          | 391,000     | 4,847,000     | 150,000     |
|                                  |  | Labnig National High School  | 9,697,000          | 810,000     | 10,507,000    | 170,000     |
|                                  |  | Lacag National High School   | 10,341,000         | 709,000     | 11,050,000    | 150,000     |
|                                  |  | Lanigay High School  | 10,812,000         | 821,000     | 11,633,000    | 243,000     |
|                                  |  | Macabugos High School  | 7,903,000          | 658,000     | 8,561,000     | 227,000     |
|                                  |  | Magpanambo National High School  | 5,632,000          | 518,000     | 6,150,000     | 150,000     |
|                                  |  | Malabiga High School   | 2,992,000          | 362,000     | 3,354,000     | 150,000     |
|                                  |  | Malapay High School  | 8,138,000          | 617,000     | 8,755,000     | 231,000     |
|                                  |  | Malidong High School   | 14,600,000         | 1,001,000   | 15,601,000    | 307,000     |
|                                  |  | Mamlad High School   | 3,822,000          | 418,000     | 4,240,000     | 150,000     |

| REGION / SDO / SECONDARY SCHOOLS |  | JUNIOR HIGH SCHOOL |            |             | SENIOR HS |
|----------------------------------|--|--------------------|------------|-------------|-----------|
|                                  |  | PS                 | MOOE       | TOTAL       | MOOE      |
|                                  | Mancao High School                             | 8,452,000          | 723,000    | 9,175,000   | 206,000   |
|                                  | Maramba National High School - Cagmanaba Ha    | 2,470,000          | 460,000    | 2,930,000   | 181,000   |
|                                  | Marigondon High School                         | 9,661,000          | 712,000    | 10,373,000  | 197,000   |
|                                  | Matacon National High School                   | 13,295,000         | 803,000    | 14,098,000  |           |
|                                  | Matara High School                             | 4,506,000          | 459,000    | 4,965,000   | 150,000   |
|                                  | Nagotgot High School                           | 8,520,000          | 714,000    | 9,234,000   | 224,000   |
|                                  | Panoypoy High School                           | 7,146,000          | 596,000    | 7,742,000   | 161,000   |
|                                  | Paraian National High School                   | 8,238,000          | 644,000    | 8,882,000   | 202,000   |
|                                  | Rawis High School                              | 9,909,000          | 730,000    | 10,639,000  | 222,000   |
|                                  | Sabino Rebagay Memorial High School            | 5,744,000          | 563,000    | 6,307,000   | 224,000   |
|                                  | San Agustin Integrated High School             | 15,622,000         | 967,000    | 16,589,000  | 150,000   |
|                                  | San Fernando National High School              | 8,819,000          | 780,000    | 9,599,000   | 177,000   |
|                                  | San Francisco National High School             | 9,159,000          | 576,000    | 9,735,000   | 150,000   |
|                                  | San Isidro National High School, Jovellar      | 6,395,000          | 468,000    | 6,863,000   | 150,000   |
|                                  | San Isidro National High School, Malilipot     | 10,015,000         | 802,000    | 10,817,000  | 252,000   |
|                                  | San Jose National High School, Libon           | 7,532,000          | 750,000    | 8,282,000   | 257,000   |
|                                  | San Juan High School                           | 13,258,000         | 1,029,000  | 14,287,000  | 275,000   |
|                                  | San Miguel High School                         | 7,126,000          | 644,000    | 7,770,000   | 239,000   |
|                                  | San Pablo High School                          | 7,658,000          | 615,000    | 8,273,000   | 231,000   |
|                                  | San Pascual High School                        | 4,990,000          | 474,000    | 5,464,000   | 200,000   |
|                                  | San Ramon High School                          | 3,794,000          | 384,000    | 4,178,000   | 150,000   |
|                                  | San Vicente National High School               | 9,773,000          | 752,000    | 10,525,000  | 291,000   |
|                                  | Sogod National High School                     | 6,438,000          | 425,000    | 6,863,000   | 150,000   |
|                                  | Tinopan High School                            | 5,006,000          | 495,000    | 5,501,000   | 150,000   |
|                                  | Tobog High School                              | 3,937,000          | 450,000    | 4,387,000   | 150,000   |
|                                  |  |                    |            |             |           |
|                                  | Division of Camarines Norte                    | 198,423,000        | 21,660,000 | 220,083,000 | 6,106,000 |
|                                  | Division Office - Proper                       | 3,790,000          |            | 3,790,000   |           |
|                                  | Aniceta De Lara Pimentel High School           |                    | 406,000    | 406,000     |           |
|                                  | Bagong Silang II High School                   | 6,374,000          | 559,000    | 6,933,000   | 211,000   |
|                                  | Bulala High School                             | 6,688,000          | 637,000    | 7,325,000   | 150,000   |
|                                  | Calabaca Integrated School                     |                    | 236,000    | 236,000     |           |
|                                  | Calabasa Integrated School                     |                    | 401,000    | 401,000     |           |
|                                  | Camarines Norte National High School - Annex   |                    |            |             | 781,000   |
|                                  | Caringo High School (San Roque NHS Annex)      |                    | 400,000    | 400,000     | 150,000   |
|                                  | Colasi Integrated School                       |                    | 315,000    | 315,000     |           |
|                                  | Dominador Narido High School                   | 7,540,000          | 750,000    | 8,290,000   | 150,000   |
|                                  | Dumagmang Integrated School                    | 7,134,000          | 583,000    | 7,717,000   | 150,000   |
|                                  | E. P. Borja High School                        | 8,196,000          | 745,000    | 8,941,000   | 150,000   |
|                                  | Eugenia Morana - Quintela Memorial High School | 8,783,000          | 806,000    | 9,589,000   | 195,000   |
|                                  | Fabrica High School                            | 5,365,000          | 542,000    | 5,907,000   | 150,000   |
|                                  | Gawad Kalinga High School                      | 5,814,000          | 541,000    | 6,355,000   | 150,000   |
|                                  | Gonzales-Azcutia High School                   | 7,670,000          | 691,000    | 8,361,000   | 150,000   |
|                                  | Gumaus High School                             | 7,605,000          | 696,000    | 8,301,000   | 150,000   |
|                                  | Kabatuhan Integrated School                    |                    | 315,000    | 315,000     |           |
|                                  | Lalawigan National High School                 | 7,394,000          | 649,000    | 8,043,000   | 216,000   |
|                                  | Lazaro Cabezudo High School                    | 3,624,000          | 384,000    | 4,008,000   | 150,000   |
|                                  | Magsaysay National High School                 | 6,132,000          | 560,000    | 6,692,000   | 150,000   |
|                                  | Malaya Integrated School                       |                    | 248,000    | 248,000     |           |
|                                  | Matango National High School                   | 6,541,000          | 594,000    | 7,135,000   | 174,000   |
|                                  | Maulawin National High School                  | 7,827,000          | 648,000    | 8,475,000   | 192,000   |
|                                  | Maximo Manarang High School                    |                    | 408,000    | 408,000     | 150,000   |
|                                  | Pag-asa High School, Labo                      | 3,470,000          | 352,000    | 3,822,000   | 150,000   |
|                                  | Pagsangahan Integrated School                  |                    | 282,000    | 282,000     |           |
|                                  | Palali Integrated School                       |                    | 295,000    | 295,000     |           |
|                                  | Pambuhan National High School                  | 13,661,000         | 937,000    | 14,598,000  | 289,000   |
|                                  | Porfirio R. Ponayo High School                 | 7,283,000          | 668,000    | 7,951,000   | 150,000   |
|                                  | Sabang National High School, Vinzons           | 9,910,000          | 895,000    | 10,805,000  | 284,000   |
|                                  | San Antonio High School                        |                    | 303,000    | 303,000     |           |
|                                  | San Francisco National High School             | 10,082,000         | 851,000    | 10,933,000  | 252,000   |
|                                  | San Isidro High School                         | 5,176,000          | 542,000    | 5,718,000   | 150,000   |
|                                  | San Pedro - Domingo Llarena High School        | 7,915,000          | 594,000    | 8,509,000   | 195,000   |
|                                  | Sarah Jane Ferrer High School                  | 9,525,000          | 849,000    | 10,374,000  | 323,000   |
|                                  | Sta. Cruz National High School                 | 7,779,000          | 699,000    | 8,478,000   | 232,000   |
|                                  | Sta. Elena Integrated School                   |                    | 769,000    | 769,000     | 150,000   |
|                                  | Tuaca High School                              | 10,190,000         | 793,000    | 10,983,000  | 179,000   |
|                                  | Victoria Tuacar High School                    | 6,955,000          | 717,000    | 7,672,000   | 183,000   |

| REGION / SDO / SECONDARY SCHOOLS |  |   | JUNIOR HIGH SCHOOL |            |               | SENIOR HS  |
|----------------------------------|--|---|--------------------|------------|---------------|------------|
|                                  |  |   | PS                 | MOOE       | TOTAL         | MOOE       |
|                                  |  |   |                    |            |               |            |
|                                  |  | Division of Camarines Sur                             | 1,108,295,000      | 98,901,000 | 1,207,196,000 | 28,656,000 |
|                                  |  | Division Office - Proper                              | 19,676,000         |            | 19,676,000    |            |
|                                  |  | Adiangao High School                                  | 238,000            | 300,000    | 538,000       |            |
|                                  |  | Agay-ayan National High School                        | 5,313,000          | 459,000    | 5,772,000     | 150,000    |
|                                  |  | Anib National High School                             | 9,937,000          | 673,000    | 10,610,000    | 302,000    |
|                                  |  | Antipolo Heights Integrated School                    |                    | 483,000    | 483,000       | 150,000    |
|                                  |  | Antipolo National High School, Tinambac               | 8,835,000          | 734,000    | 9,569,000     | 195,000    |
|                                  |  | Apad Provincial High School                           | 10,220,000         | 881,000    | 11,101,000    | 475,000    |
|                                  |  | Bagacay High School                                   | 9,082,000          | 882,000    | 9,964,000     | 287,000    |
|                                  |  | Bagadion High School                                  |                    | 189,000    | 189,000       |            |
|                                  |  | Bagolatao National High School                        | 1,639,000          | 342,000    | 1,981,000     | 150,000    |
|                                  |  | Bahao National High School                            | 10,296,000         | 842,000    | 11,138,000    | 270,000    |
|                                  |  | Bahi National High School                             | 8,903,000          | 701,000    | 9,604,000     | 206,000    |
|                                  |  | Balaogan National High School                         | 11,181,000         | 616,000    | 11,797,000    | 332,000    |
|                                  |  | Balaton National High School                          | 7,813,000          | 607,000    | 8,420,000     | 150,000    |
|                                  |  | Banga National High School                            | 3,515,000          | 309,000    | 3,824,000     |            |
|                                  |  | Bantugan National High School                         | 4,026,000          | 371,000    | 4,397,000     | 150,000    |
|                                  |  | Bikol High School for Arts and Culture                |                    | 216,000    | 216,000       |            |
|                                  |  | Binagasbasan National High School                     | 8,007,000          | 461,000    | 8,468,000     | 150,000    |
|                                  |  | Binagasbasan National High School - Denrica NHS       |                    | 444,000    | 444,000       | 150,000    |
|                                  |  | Binobong High School                                  | 7,466,000          | 653,000    | 8,119,000     | 245,000    |
|                                  |  | Bitagan National High School                          | 5,468,000          | 395,000    | 5,863,000     | 150,000    |
|                                  |  | Bolo Norte High School                                | 14,432,000         | 927,000    | 15,359,000    | 364,000    |
|                                  |  | Buenavista National High School                       | 7,450,000          | 645,000    | 8,095,000     | 206,000    |
|                                  |  | Buhi High School                                      | 4,470,000          | 719,000    | 5,189,000     |            |
|                                  |  | Buhi SPED Integrated School                           | 3,202,000          | 353,000    | 3,555,000     | 150,000    |
|                                  |  | Bula National High School - Caorasan NHS Annex (Bula) |                    | 421,000    | 421,000       | 150,000    |
|                                  |  | Burabod National High School                          | 8,659,000          | 775,000    | 9,434,000     | 150,000    |
|                                  |  | Cabotonan High School                                 | 4,630,000          | 549,000    | 5,179,000     | 154,000    |
|                                  |  | Cagbibí National High School                          | 3,515,000          | 426,000    | 3,941,000     | 150,000    |
|                                  |  | Calabnigan Green Meadows High School                  |                    | 344,000    | 344,000       | 150,000    |
|                                  |  | Camarines Sur National Agro-Industrial High School    |                    | 190,000    | 190,000       |            |
|                                  |  | Camarines Sur Sports Academy                          | 2,892,000          | 326,000    | 3,218,000     | 150,000    |
|                                  |  | Canayonan National High School                        | 4,115,000          | 585,000    | 4,700,000     | 200,000    |
|                                  |  | Caranday National High School                         | 6,912,000          | 602,000    | 7,514,000     | 156,000    |
|                                  |  | Carmel National High School                           | 9,201,000          | 822,000    | 10,023,000    | 215,000    |
|                                  |  | Casay Provincial High School                          | 11,953,000         | 1,025,000  | 12,978,000    | 355,000    |
|                                  |  | Casugad National High School                          | 7,806,000          | 636,000    | 8,442,000     | 224,000    |
|                                  |  | Catalotoan National High School                       | 5,724,000          | 521,000    | 6,245,000     | 150,000    |
|                                  |  | Coguit Provincial High School                         | 12,647,000         | 855,000    | 13,502,000    | 302,000    |
|                                  |  | Computer Science High School of Bicolandia            | 5,535,000          | 601,000    | 6,136,000     |            |
|                                  |  | Cristobal D. Aquino Memorial High School              | 1,941,000          | 516,000    | 2,457,000     | 220,000    |
|                                  |  | Curry National High School                            | 9,940,000          | 694,000    | 10,634,000    | 184,000    |
|                                  |  | Dahat National Vocational High School                 | 14,697,000         | 853,000    | 15,550,000    | 429,000    |
|                                  |  | Dalipay High School                                   | 238,000            | 376,000    | 614,000       | 150,000    |
|                                  |  | Dalupaon National High School                         | 15,230,000         | 697,000    | 15,927,000    | 150,000    |
|                                  |  | Del Rosario National High School                      | 6,400,000          | 528,000    | 6,928,000     | 150,000    |
|                                  |  | Divine Shepherd High School                           |                    | 323,000    | 323,000       |            |
|                                  |  | Dña. Basilia S. Quilon Memorial High School           | 9,030,000          | 773,000    | 9,803,000     | 300,000    |
|                                  |  | Don Mariano C. San Juan High School                   | 3,910,000          | 431,000    | 4,341,000     | 150,000    |
|                                  |  | Don Teofilo H. Dilanco Memorial High School           | 12,521,000         | 822,000    | 13,343,000    | 279,000    |
|                                  |  | Doroteo Federis, Sr. National High School             | 6,615,000          | 515,000    | 7,130,000     | 150,000    |
|                                  |  | Dr. Lorenzo P. Ziga Memorial High School              | 8,540,000          | 676,000    | 9,216,000     | 270,000    |
|                                  |  | Dr. Nelson Mejia National High School                 | 5,560,000          | 572,000    | 6,132,000     | 150,000    |
|                                  |  | Eduardo T. Agomaa National High School                | 6,861,000          | 614,000    | 7,475,000     | 179,000    |
|                                  |  | Eusebia Paz Arroyo Memorial National High School      | 13,344,000         | 793,000    | 14,137,000    | 150,000    |
|                                  |  | Fabrica High School                                   | 11,779,000         | 724,000    | 12,503,000    | 177,000    |
|                                  |  | Federico P. Condat National High School, Presentacion | 11,154,000         | 705,000    | 11,859,000    | 348,000    |
|                                  |  | Felipe P. Pantan High School                          | 10,146,000         | 774,000    | 10,920,000    | 284,000    |
|                                  |  | Gibgos National High School                           | 7,127,000          | 518,000    | 7,645,000     |            |
|                                  |  | Goa Science High School                               | 1,626,000          | 400,000    | 2,026,000     | 216,000    |
|                                  |  | Gov. Mariano E. Villafuerte High School, Pili         | 6,201,000          | 299,000    | 6,500,000     | 150,000    |
|                                  |  | Gregorio O. Bercasio Memorial High School             | 9,250,000          | 682,000    | 9,932,000     | 271,000    |
|                                  |  | Guijalo National High School                          | 9,133,000          | 764,000    | 9,897,000     | 279,000    |
|                                  |  | Haluban National High School                          | 6,908,000          | 530,000    | 7,438,000     | 150,000    |
|                                  |  | Harrison Integrated School                            |                    | 449,000    | 449,000       | 150,000    |
|                                  |  | Himanag National High School                          | 11,088,000         | 690,000    | 11,778,000    | 252,000    |
|                                  |  | Huyonhuyon High School                                | 8,547,000          | 852,000    | 9,399,000     | 321,000    |

| REGION / SDO / SECONDARY SCHOOLS |   | JUNIOR HIGH SCHOOL |           |            | SENIOR HS |
|----------------------------------|---|--------------------|-----------|------------|-----------|
|                                  |   | PS                 | MOOE      | TOTAL      | MOOE      |
|                                  | Iraya High School   | 403,000            | 484,000   | 887,000    |           |
|                                  | Jaime Macatangay Sr. National High School                       | 12,632,000         | 878,000   | 13,510,000 | 367,000   |
|                                  | Jose de Villa National High School                              | 19,229,000         | 1,101,000 | 20,330,000 | 179,000   |
|                                  | Juan L. Filipino Memorial High School                           | 14,667,000         | 1,005,000 | 15,672,000 | 353,000   |
|                                  | La Salvacion National High School                               | 16,440,000         | 980,000   | 17,420,000 | 387,000   |
|                                  | La Victoria High School (Fabrica NHS Annex)                     | 1,619,000          | 541,000   | 2,160,000  | 161,000   |
|                                  | Laganac High School   | 6,820,000          | 457,000   | 7,277,000  | 150,000   |
|                                  | Lidong High School  | 3,364,000          | 414,000   | 3,778,000  | 150,000   |
|                                  | Lip-ac ES (Sitio Catagbacan)                                    |                    | 249,000   | 249,000    |           |
|                                  | Lourdes Provincial High School                                  | 5,548,000          | 490,000   | 6,038,000  | 150,000   |
|                                  | Lubigan Sr. High School   |                    | 467,000   | 467,000    |           |
|                                  | Lupi National High School                                       | 13,263,000         | 911,000   | 14,174,000 | 385,000   |
|                                  | Lupi-Iligan National High School                                | 8,813,000          | 671,000   | 9,484,000  | 206,000   |
|                                  | Maangas High School - Buenavista Annex                          | 3,573,000          | 432,000   | 4,005,000  | 177,000   |
|                                  | Magsaysay National High School                                  | 6,217,000          | 604,000   | 6,821,000  | 150,000   |
|                                  | Malansad National High School                                   | 6,060,000          | 573,000   | 6,633,000  | 161,000   |
|                                  | Malate-Olos High School   |                    | 437,000   | 437,000    |           |
|                                  | Mambayawas High School  | 4,085,000          | 500,000   | 4,585,000  | 150,000   |
|                                  | Mambulo Nuevo High School                                       | 16,346,000         | 855,000   | 17,201,000 | 284,000   |
|                                  | Manangle High School  | 7,336,000          | 627,000   | 7,963,000  | 150,000   |
|                                  | Mangayawan National High School                                 | 6,292,000          | 453,000   | 6,745,000  |           |
|                                  | Mansalaya National High School                                  | 8,216,000          | 686,000   | 8,902,000  | 225,000   |
|                                  | Mantalisay National High School                                 | 7,243,000          | 591,000   | 7,834,000  | 158,000   |
|                                  | Marangi High School   |                    | 395,000   | 395,000    | 150,000   |
|                                  | Masoli National High School                                     | 8,196,000          | 624,000   | 8,820,000  | 150,000   |
|                                  | Medroso Mendoza High School                                     | 11,411,000         | 813,000   | 12,224,000 | 264,000   |
|                                  | New Partido High School   |                    | 473,000   | 473,000    | 156,000   |
|                                  | Nonito Paz Arroyo Memorial National High School                 | 8,479,000          | 499,000   | 8,978,000  |           |
|                                  | Northern Canaman High School                                    | 4,815,000          | 354,000   | 5,169,000  | 150,000   |
|                                  | Northern Plain High School                                      | 6,234,000          | 546,000   | 6,780,000  | 150,000   |
|                                  | Ombao National High School                                      | 6,314,000          | 495,000   | 6,809,000  | 186,000   |
|                                  | Oring National High School                                      | 8,358,000          | 760,000   | 9,118,000  | 200,000   |
|                                  | Pablo Lim Olivan National High School                           | 16,034,000         | 856,000   | 16,890,000 |           |
|                                  | Pag-Oring Nuevo National High School                            | 3,795,000          | 452,000   | 4,247,000  | 150,000   |
|                                  | Palangon High School  | 4,531,000          | 445,000   | 4,976,000  | 150,000   |
|                                  | Palo Integrated School  | 238,000            | 315,000   | 553,000    |           |
|                                  | Pambuhan National High School                                   | 12,322,000         | 714,000   | 13,036,000 | 150,000   |
|                                  | Panagan High School   | 10,683,000         | 721,000   | 11,404,000 | 303,000   |
|                                  | Pararao National High School                                    | 11,753,000         | 998,000   | 12,751,000 | 378,000   |
|                                  | Payak High School   | 4,582,000          | 593,000   | 5,175,000  | 150,000   |
|                                  | Payatan National High School                                    | 8,088,000          | 502,000   | 8,590,000  | 154,000   |
|                                  | Pinamasagan National High School                                | 8,191,000          | 709,000   | 8,900,000  | 309,000   |
|                                  | Ponong Integrated School  | 2,474,000          | 435,000   | 2,909,000  | 150,000   |
|                                  | Presentacion National High School                               | 13,552,000         | 1,023,000 | 14,575,000 | 307,000   |
|                                  | Pulang Daga National High School                                | 5,231,000          | 470,000   | 5,701,000  | 150,000   |
|                                  | R.T. Subastil Memorial High School                              | 5,241,000          | 486,000   | 5,727,000  | 150,000   |
|                                  | Rabano High School  | 810,000            | 330,000   | 1,140,000  |           |
|                                  | Ragay Science and Mathematics Oriented High School              | 3,871,000          | 467,000   | 4,338,000  | 254,000   |
|                                  | Rangas Ramos National High School (San Jose Fishery)            | 8,792,000          | 655,000   | 9,447,000  | 213,000   |
|                                  | Rolando R. Andaya, Sr. Memorial High School                     | 10,148,000         | 921,000   | 11,069,000 | 406,000   |
|                                  | Sabang High School, Calabanga                                   | 13,592,000         | 1,122,000 | 14,714,000 | 261,000   |
|                                  | Sacred Heart High School  | 9,300,000          | 871,000   | 10,171,000 | 360,000   |
|                                  | Sagrada National High School - Tinambac                         | 7,939,000          | 546,000   | 8,485,000  |           |
|                                  | Sagrada Provincial High School                                  | 11,398,000         | 934,000   | 12,332,000 | 293,000   |
|                                  | Sagurong High School, Sagurong                                  | 1,643,000          | 437,000   | 2,080,000  | 150,000   |
|                                  | Salogon High School   | 7,966,000          | 634,000   | 8,600,000  | 216,000   |
|                                  | Salvacion High School   |                    | 446,000   | 446,000    |           |
|                                  | Salvacion High School (Sagnay Southeastern)                     | 4,665,000          | 592,000   | 5,257,000  | 150,000   |
|                                  | San Antonio National High School                                | 12,451,000         | 917,000   | 13,368,000 | 328,000   |
|                                  | San Jose Alanao High School                                     | 5,298,000          | 535,000   | 5,833,000  | 181,000   |
|                                  | San Jose Integrated School                                      | 403,000            | 304,000   | 707,000    |           |
|                                  | San Pablo Integrated School                                     | 2,036,000          | 383,000   | 2,419,000  | 150,000   |
|                                  | San Rafael National High School - Cabalinadan Annex High School | 825,000            | 460,000   | 1,285,000  | 206,000   |
|                                  | San Ramon National High School - Bula                           | 7,024,000          | 764,000   | 7,788,000  | 259,000   |
|                                  | San Ramon Provincial High School                                | 5,630,000          | 512,000   | 6,142,000  | 150,000   |
|                                  | San Roque High School, Bato                                     | 9,381,000          | 624,000   | 10,005,000 | 150,000   |
|                                  | San Sebastian Fisheries High School                             |                    | 205,000   | 205,000    |           |

| REGION / SDO / SECONDARY SCHOOLS |  |   | JUNIOR HIGH SCHOOL |            |             | SENIOR HS |
|----------------------------------|--|---|--------------------|------------|-------------|-----------|
|                                  |  |   | PS                 | MOOE       | TOTAL       | MOOE      |
|                                  |  | San Vicente High School, Sipocot                                    | 4,821,000          | 424,000    | 5,245,000   | 150,000   |
|                                  |  | San Vicente National High School - Pamplona                         | 9,953,000          | 804,000    | 10,757,000  | 184,000   |
|                                  |  | Severo High School  | 238,000            | 738,000    | 976,000     |           |
|                                  |  | Sibaguan Agro-Industrial High School                                | 12,226,000         | 555,000    | 12,781,000  |           |
|                                  |  | Siembre High School   | 4,397,000          | 509,000    | 4,906,000   | 150,000   |
|                                  |  | Sinuknipan National High School                                     | 12,855,000         | 1,031,000  | 13,886,000  | 383,000   |
|                                  |  | Siruma High School (Fundado High School Annex)                      | 238,000            | 318,000    | 556,000     |           |
|                                  |  | Sisa Feliciano Memorial High School                                 | 9,851,000          | 866,000    | 10,717,000  | 255,000   |
|                                  |  | Sto. Nino Integrated School   | 1,452,000          | 377,000    | 1,829,000   |           |
|                                  |  | Sumaoy Integrated School  | 238,000            | 425,000    | 663,000     | 167,000   |
|                                  |  | Tabgon High School  | 9,932,000          | 800,000    | 10,732,000  | 275,000   |
|                                  |  | Tabgon National High School   | 11,047,000         | 836,000    | 11,883,000  | 231,000   |
|                                  |  | Tambo National High School  | 16,094,000         | 931,000    | 17,025,000  |           |
|                                  |  | Tandoc National High School   | 10,461,000         | 680,000    | 11,141,000  | 279,000   |
|                                  |  | Tapayas National High School  | 10,003,000         | 853,000    | 10,856,000  | 287,000   |
|                                  |  | Tawog National High School - Eastern Coast NHS (Tawog)              |                    | 572,000    | 572,000     | 150,000   |
|                                  |  | Tawog National High School - Northern Peninsula                     | 238,000            | 533,000    | 771,000     | 151,000   |
|                                  |  | Tierra Nevada National High School                                  | 7,085,000          | 600,000    | 7,685,000   | 150,000   |
|                                  |  | Tinalmud National High School, Pasacao                              | 2,261,000          | 537,000    | 2,798,000   | 150,000   |
|                                  |  | Tinawagan National High School                                      | 10,527,000         | 918,000    | 11,445,000  | 303,000   |
|                                  |  | Tinorongan National High School                                     | 2,836,000          | 487,000    | 3,323,000   | 282,000   |
|                                  |  | Toyttoy Integrated School   | 238,000            | 347,000    | 585,000     | 150,000   |
|                                  |  | V. Bagasina Memorial High School                                    | 21,344,000         | 1,574,000  | 22,918,000  |           |
|                                  |  | Victor Bernal Provincial High School                                | 9,432,000          | 768,000    | 10,200,000  | 192,000   |
|                                  |  | Villafuerte - Peña High School                                      | 4,928,000          | 545,000    | 5,473,000   | 150,000   |
|                                  |  | Villamayor National High School                                     | 11,487,000         | 856,000    | 12,343,000  | 307,000   |
|                                  |  | Visita De Salog High School   | 6,018,000          | 555,000    | 6,573,000   | 150,000   |
|                                  |  | Vito National High School   | 7,971,000          | 702,000    | 8,673,000   | 186,000   |
|                                  |  | West Coast National High School (West Coast High School)            | 5,720,000          | 567,000    | 6,287,000   | 150,000   |
|                                  |  |   |                    |            |             |           |
|                                  |  | Division of Catanduanes   | 223,143,000        | 18,568,000 | 241,711,000 | 6,564,000 |
|                                  |  | Division Office - Proper  | 3,750,000          | -          | 3,750,000   |           |
|                                  |  | Agban National High School  | 5,692,000          | 496,000    | 6,188,000   | 229,000   |
|                                  |  | Antipolo National High School                                       | 7,747,000          | 587,000    | 8,334,000   | 259,000   |
|                                  |  | Bote Integrated School  | 6,030,000          | 504,000    | 6,534,000   | 150,000   |
|                                  |  | Bugao National High School  | 6,330,000          | 541,000    | 6,871,000   | 150,000   |
|                                  |  | Buyo Integrated School  | 11,986,000         | 880,000    | 12,866,000  | 420,000   |
|                                  |  | Cabcab National High School   | 9,850,000          | 762,000    | 10,612,000  | 310,000   |
|                                  |  | Cabugao Integrated School   | 11,521,000         | 844,000    | 12,365,000  | 289,000   |
|                                  |  | Cobo Integrated School  | 5,446,000          | 541,000    | 5,987,000   | 150,000   |
|                                  |  | Codon National High School  | 6,335,000          | 526,000    | 6,861,000   | 150,000   |
|                                  |  | Dariao National High School   | 5,569,000          | 512,000    | 6,081,000   | 150,000   |
|                                  |  | Dororian National High School                                       | 3,684,000          | 321,000    | 4,005,000   | 150,000   |
|                                  |  | Hawan National High School  | 7,182,000          | 582,000    | 7,764,000   | 150,000   |
|                                  |  | Lictin Integrated School  | 4,640,000          | 530,000    | 5,170,000   | 150,000   |
|                                  |  | Magnesia National High School                                       | 6,800,000          | 511,000    | 7,311,000   | 150,000   |
|                                  |  | Manambrag National High School                                      | 9,845,000          | 799,000    | 10,644,000  | 284,000   |
|                                  |  | Mayngaway National High School                                      | 10,874,000         | 803,000    | 11,677,000  | 351,000   |
|                                  |  | Milaviga Integrated School  | 4,654,000          | 442,000    | 5,096,000   | 150,000   |
|                                  |  | Palta National High School  | 9,451,000          | 723,000    | 10,174,000  | 234,000   |
|                                  |  | Palumbanes Integrated School  |                    | 373,000    | 373,000     | 150,000   |
|                                  |  | Panganiban National High School                                     | 16,185,000         | 571,000    | 16,756,000  | 158,000   |
|                                  |  | Panganiban National High School, Caic Compound (Panganiban)         |                    | 855,000    | 855,000     | 300,000   |
|                                  |  |   |                    |            |             |           |
|                                  |  | San Jose National High School                                       | 12,588,000         | 956,000    | 13,544,000  | 374,000   |
|                                  |  | San Miguel Rural Development High School (Mabato High School Annex) | 909,000            | 565,000    | 1,474,000   | 150,000   |
|                                  |  | San Vicente National High School                                    | 6,133,000          | 500,000    | 6,633,000   | 150,000   |
|                                  |  | Sicmil Integrated School  | 3,997,000          | 407,000    | 4,404,000   | 150,000   |
|                                  |  | Tabugoc National High School  | 13,271,000         | 960,000    | 14,231,000  | 294,000   |
|                                  |  | Tambongon National High School                                      | 9,457,000          | 768,000    | 10,225,000  | 318,000   |
|                                  |  | Tinago National High School   | 6,814,000          | 513,000    | 7,327,000   | 160,000   |
|                                  |  | Tubli National High School  | 16,403,000         | 1,196,000  | 17,599,000  | 484,000   |
|                                  |  |   |                    |            |             |           |
|                                  |  | Division of Iriga City  | 45,394,000         | 4,426,000  | 49,820,000  | 2,425,000 |
|                                  |  | Division Office - Proper  | 841,000            |            | 841,000     |           |
|                                  |  | Cristo Rey Integrated School  | 6,986,000          | 614,000    | 7,600,000   | 163,000   |
|                                  |  | Iriga City Division Integrated Special School (SPED)                |                    | 355,000    | 355,000     |           |

| REGION / SDO / SECONDARY SCHOOLS |  | JUNIOR HIGH SCHOOL |            |             | SENIOR HS  |
|----------------------------------|--|--------------------|------------|-------------|------------|
|                                  |  | PS                 | MOOE       | TOTAL       | MOOE       |
|                                  | Rinconada National Technical Vocational School - San Francisco High School Annex |                    | 386,000    | 386,000     |            |
|                                  | San Agustin (Stand Alone) Senior High School                                     |                    |            |             | 1,395,000  |
|                                  | San Juan Integrated School   |                    | 205,000    | 205,000     |            |
|                                  | San Pedro National High School   | 6,293,000          | 556,000    | 6,849,000   | 150,000    |
|                                  | Santiago Integrated School   | 8,066,000          | 663,000    | 8,729,000   | 181,000    |
|                                  | Sta. Maria High School   | 9,232,000          | 718,000    | 9,950,000   | 234,000    |
|                                  | Sto. Niño National High School   | 13,976,000         | 929,000    | 14,905,000  | 302,000    |
|                                  | Division of Legazpi City   | 67,045,000         | 6,123,000  | 73,168,000  | 1,263,000  |
|                                  | Division Office - Proper   | 1,197,000          |            | 1,197,000   |            |
|                                  | Arimbay High School  | 12,051,000         | 1,085,000  | 13,136,000  | 225,000    |
|                                  | Cagbagong High School  | 4,694,000          | 552,000    | 5,246,000   | 150,000    |
|                                  | Gogon High School  | 16,101,000         | 1,356,000  | 17,457,000  | 213,000    |
|                                  | Maslog High School   | 6,418,000          | 668,000    | 7,086,000   | 151,000    |
|                                  | Pawa High School   | 10,411,000         | 789,000    | 11,200,000  | 150,000    |
|                                  | Special Education Center   |                    | 268,000    | 268,000     |            |
|                                  | Taysan Resettlement Integrated School  | 16,173,000         | 1,405,000  | 17,578,000  | 374,000    |
|                                  | Division of Ligao City   | 69,749,000         | 6,861,000  | 76,610,000  | 2,336,000  |
|                                  | Division Office - Proper   | 1,299,000          |            | 1,299,000   |            |
|                                  | Amtic National High School   | 11,572,000         | 822,000    | 12,394,000  | 174,000    |
|                                  | Bacong High School   | 14,299,000         | 1,138,000  | 15,437,000  | 580,000    |
|                                  | Barayong High School   | 12,373,000         | 841,000    | 13,214,000  |            |
|                                  | Cabarian National High School  | 11,952,000         | 878,000    | 12,830,000  | 373,000    |
|                                  | Ligao City National Technical-Vocational High School                             |                    | 1,122,000  | 1,122,000   | 532,000    |
|                                  | Maonon High School   |                    | 489,000    | 489,000     | 150,000    |
|                                  | Oma-Oma National High School   | 7,804,000          | 704,000    | 8,508,000   | 245,000    |
|                                  | Palapas National High School   | 10,450,000         | 867,000    | 11,317,000  | 282,000    |
|                                  | Division of Masbate  | 787,109,000        | 76,113,000 | 863,222,000 | 26,283,000 |
|                                  | Division Office - Proper   | 14,430,000         |            | 14,430,000  |            |
|                                  | Alimango National High School  | 8,522,000          | 673,000    | 9,195,000   | 202,000    |
|                                  | Allanaraiz-Marfil High School  | 11,642,000         | 1,019,000  | 12,661,000  | 504,000    |
|                                  | Amado E. Lazaro High School  |                    | 527,000    | 527,000     | 245,000    |
|                                  | Amador-Bello High School   |                    | 663,000    | 663,000     | 243,000    |
|                                  | Amotag National High School  |                    | 469,000    | 469,000     | 199,000    |
|                                  | Aroroy Stand Alone Senior High School  |                    |            |             | 207,000    |
|                                  | Arriesgado-Sevillano High School   | 8,635,000          | 709,000    | 9,344,000   | 247,000    |
|                                  | Balete High School   |                    | 281,000    | 281,000     |            |
|                                  | Bangalisan Barangay High School  | 7,585,000          | 634,000    | 8,219,000   | 211,000    |
|                                  | Bara National High School  | 12,297,000         | 824,000    | 13,121,000  | 294,000    |
|                                  | Bartolabac Integrated School   |                    | 222,000    | 222,000     |            |
|                                  | Bricio Aninang, Sr. Memorial High School (Panguiranan National High School)      | 13,515,000         | 1,034,000  | 14,549,000  | 266,000    |
|                                  | Buenasuerte Integrated School  |                    | 947,000    | 947,000     | 383,000    |
|                                  | Buenavista Integrated School   |                    | 511,000    | 511,000     | 150,000    |
|                                  | Bugtong Barangay High School   | 5,662,000          | 548,000    | 6,210,000   | 156,000    |
|                                  | Buracan National High School   | 11,990,000         | 869,000    | 12,859,000  | 227,000    |
|                                  | Burgos National High School  | 7,114,000          | 642,000    | 7,756,000   | 215,000    |
|                                  | Buri National High School  | 6,849,000          | 604,000    | 7,453,000   | 181,000    |
|                                  | Busing Integrated School   |                    | 329,000    | 329,000     |            |
|                                  | Buyo National High School  | 6,327,000          | 554,000    | 6,881,000   | 150,000    |
|                                  | Cabangcalan High School  |                    | 357,000    | 357,000     | 150,000    |
|                                  | Cabitan High School  | 17,653,000         | 1,354,000  | 19,007,000  | 616,000    |
|                                  | Cadulawan National High School   | 9,044,000          | 652,000    | 9,696,000   | 213,000    |
|                                  | Casamongan Integrated School   |                    | 279,000    | 279,000     | 150,000    |
|                                  | Casinillo-Monteroyo High School  |                    | 289,000    | 289,000     |            |
|                                  | Cawayan National High School   | 8,161,000          | 533,000    | 8,694,000   | 172,000    |
|                                  | Centro Integrated School   |                    | 293,000    | 293,000     |            |
|                                  | Cogon High School  | 12,120,000         | 848,000    | 12,968,000  | 364,000    |
|                                  | Conrada Tero Kho Memorial High School  | 8,928,000          | 529,000    | 9,457,000   | 200,000    |
|                                  | Costa Rica Integrated School   | 6,759,000          | 526,000    | 7,285,000   | 153,000    |
|                                  | Cristeta Bagano Memorial High School   | 238,000            | 959,000    | 1,197,000   | 344,000    |
|                                  | Dalipe High School   | 7,729,000          | 640,000    | 8,369,000   | 150,000    |
|                                  | Damaso R. Rubia Memorial High School   | 8,213,000          | 675,000    | 8,888,000   | 245,000    |
|                                  | Delavin-Rubia High School  | 7,089,000          | 614,000    | 7,703,000   | 170,000    |



| REGION / SDO / SECONDARY SCHOOLS |  |   | JUNIOR HIGH SCHOOL |           |            | SENIOR HS |
|----------------------------------|--|---|--------------------|-----------|------------|-----------|
|                                  |  |   | PS                 | MOOE      | TOTAL      | MOOE      |
|                                  |  | Eastern Capsay Integrated School  |                    | 303,000   | 303,000    | 150,000   |
|                                  |  | Emilio Lee Lacer, Sr. High School   | 3,374,000          | 402,000   | 3,776,000  | 150,000   |
|                                  |  | F. Alindogan National High School   | 13,469,000         | 911,000   | 14,380,000 | 394,000   |
|                                  |  | Feliciano S. Samonte Memorial High School                                   | 7,829,000          | 758,000   | 8,587,000  | 273,000   |
|                                  |  | Felixberto del Rosario, Jr. Memorial High School                            | 9,187,000          | 708,000   | 9,895,000  | 241,000   |
|                                  |  | Floro L. Medina Memorial High School  | 5,550,000          | 537,000   | 6,087,000  | 150,000   |
|                                  |  | Francisca Conag Lavisto Memorial High School                                | 4,195,000          | 461,000   | 4,656,000  | 150,000   |
|                                  |  | Gerardo C. Cardíño, Sr. High School   | 4,975,000          | 530,000   | 5,505,000  | 150,000   |
|                                  |  | Gibraltar Integrated School   | 6,356,000          | 485,000   | 6,841,000  | 150,000   |
|                                  |  | Halabangbaybay National High School   | 5,174,000          | 491,000   | 5,665,000  | 172,000   |
|                                  |  | Iniwaran Integrated School  |                    | 515,000   | 515,000    | 158,000   |
|                                  |  | Ipil National High School   | 7,578,000          | 598,000   | 8,176,000  | 150,000   |
|                                  |  | Jamorawon Barangay High School  | 14,413,000         | 1,012,000 | 15,425,000 | 351,000   |
|                                  |  | Labangco High School  |                    | 489,000   | 489,000    | 150,000   |
|                                  |  | Lagta National High School  | 9,343,000          | 714,000   | 10,057,000 | 200,000   |
|                                  |  | Lahong National High School   | 8,826,000          | 647,000   | 9,473,000  | 220,000   |
|                                  |  | Lantangan High School   | 5,392,000          | 585,000   | 5,977,000  | 224,000   |
|                                  |  | Libertad High School  | 7,030,000          | 475,000   | 7,505,000  | 150,000   |
|                                  |  | Liong National High School  | 12,745,000         | 1,337,000 | 14,082,000 | 341,000   |
|                                  |  | Mababangbaybay National High School   | 6,943,000          | 699,000   | 7,642,000  | 247,000   |
|                                  |  | Mabuhay Integrated School   |                    | 250,000   | 250,000    |           |
|                                  |  | Madamba Integrated School   |                    | 358,000   | 358,000    | 150,000   |
|                                  |  | Magdalena National High School  | 10,378,000         | 679,000   | 11,057,000 | 150,000   |
|                                  |  | Malaking Ilog National High School  | 6,234,000          | 609,000   | 6,843,000  | 190,000   |
|                                  |  | Malbug High School  | 16,134,000         | 1,120,000 | 17,254,000 | 424,000   |
|                                  |  | Maravilla High School   |                    | 751,000   | 751,000    | 337,000   |
|                                  |  | Marintoc National High School   | 11,670,000         | 890,000   | 12,560,000 | 150,000   |
|                                  |  | Mary Perpetua E. Briones High School  | 10,357,000         | 780,000   | 11,137,000 | 314,000   |
|                                  |  | Mataba Integrated School  | 7,067,000          | 555,000   | 7,622,000  | 177,000   |
|                                  |  | Matagangtang National High School   | 7,729,000          | 724,000   | 8,453,000  | 264,000   |
|                                  |  | Miabas High School  | 5,973,000          | 579,000   | 6,552,000  | 211,000   |
|                                  |  | Milagros National High School   | 10,912,000         | 951,000   | 11,863,000 | 373,000   |
|                                  |  | Nabangig National High School   | 21,494,000         | 1,174,000 | 22,668,000 | 509,000   |
|                                  |  | Nabongsoran High School   | 5,352,000          | 530,000   | 5,882,000  | 183,000   |
|                                  |  | Naro High School  | 19,106,000         | 1,556,000 | 20,662,000 | 616,000   |
|                                  |  | Osmeña High School  | 8,695,000          | 662,000   | 9,357,000  | 254,000   |
|                                  |  | Palanas National Agricultural High School                                   | 9,962,000          | 755,000   | 10,717,000 | 296,000   |
|                                  |  | Palanas National High School  | 5,384,000          | 540,000   | 5,924,000  | 150,000   |
|                                  |  | Palani Integrated School  |                    | 279,000   | 279,000    |           |
|                                  |  | Pedro C. Sese, Sr. Memorial High School                                     | 8,765,000          | 604,000   | 9,369,000  | 208,000   |
|                                  |  | Pinamandayan High School  | 5,554,000          | 496,000   | 6,050,000  | 150,000   |
|                                  |  | Pulanduta National High School - Jintolo High School, Pulanduta             | 7,832,000          | 685,000   | 8,517,000  | 206,000   |
|                                  |  | Puro High School  | 17,089,000         | 1,197,000 | 18,286,000 | 491,000   |
|                                  |  | Quezon National High School   | 5,404,000          | 661,000   | 6,065,000  | 150,000   |
|                                  |  | Quinayangan National High School  | 7,176,000          | 634,000   | 7,810,000  | 248,000   |
|                                  |  | Revil-Bajar National High School  |                    | 443,000   | 443,000    | 150,000   |
|                                  |  | Rizal Integrated School   |                    | 383,000   | 383,000    | 150,000   |
|                                  |  | Rodolfo Z. Titong National High School                                      | 9,947,000          | 650,000   | 10,597,000 | 199,000   |
|                                  |  | Roxas Integrated High School  |                    | 281,000   | 281,000    |           |
|                                  |  | Salvacion High School   |                    | 482,000   | 482,000    | 150,000   |
|                                  |  | San Carlos National High School   |                    | 400,000   | 400,000    | 150,000   |
|                                  |  | San Isidro National High School   | 9,227,000          | 805,000   | 10,032,000 | 222,000   |
|                                  |  | San Pablo High School   | 12,485,000         | 943,000   | 13,428,000 | 335,000   |
|                                  |  | San Pedro National High School  | 9,478,000          | 908,000   | 10,386,000 | 357,000   |
|                                  |  | San Ramon National High School  | 14,440,000         | 872,000   | 15,312,000 | 300,000   |
|                                  |  | Santos E. Conag National High School  | 13,199,000         | 883,000   | 14,082,000 | 440,000   |
|                                  |  | Serafin C. Rosero Memorial High School                                      | 10,709,000         | 815,000   | 11,524,000 | 321,000   |
|                                  |  | Simawa National High School   |                    | 497,000   | 497,000    | 160,000   |
|                                  |  | Sulpicio T. Condor, Sr. National High School                                |                    | 643,000   | 643,000    | 188,000   |
|                                  |  | Tagpu High School   |                    | 575,000   | 575,000    |           |
|                                  |  | Taisan High School  |                    | 574,000   | 574,000    | 225,000   |
|                                  |  | Tanque National High School   | 16,379,000         | 1,335,000 | 17,714,000 | 752,000   |
|                                  |  | Temestocles A. Merioles Memorial High School (Armenia National High School) | 17,436,000         | 1,214,000 | 18,650,000 | 433,000   |
|                                  |  | Teresita C. Young High School   | 7,023,000          | 753,000   | 7,776,000  | 282,000   |
|                                  |  | Tiburcio Berdida High School (Pasig NHS)                                    | 12,579,000         | 1,087,000 | 13,666,000 | 394,000   |
|                                  |  | Tigbao Integrated School  | 7,174,000          | 628,000   | 7,802,000  | 275,000   |
|                                  |  | Tinigban National High School   | 9,838,000          | 756,000   | 10,594,000 | 357,000   |

| REGION / SDO / SECONDARY SCHOOLS |   | JUNIOR HIGH SCHOOL |            |             | SENIOR HS  |
|----------------------------------|---|--------------------|------------|-------------|------------|
|                                  |   | PS                 | MOOE       | TOTAL       | MOOE       |
|                                  | Tito R. Espinosa Memorial National Agricultural High School<br>(Burias National Agricultural High School) | 11,560,000         | 863,000    | 12,423,000  | 335,000    |
|                                  | Togoron National High School  | 6,966,000          | 653,000    | 7,619,000   | 158,000    |
|                                  | Tomas V. Rivera Memorial High School  | 27,895,000         | 1,834,000  | 29,729,000  | 954,000    |
|                                  | Tugbo Integrated School   |                    | 273,000    | 273,000     |            |
|                                  | Tumalaytay High School  |                    | 606,000    | 606,000     | 158,000    |
|                                  | Ubo Integrated School   |                    | 253,000    | 253,000     |            |
|                                  | Uson National High School   | 15,824,000         | 1,140,000  | 16,964,000  | 376,000    |
|                                  | Verdida Sabrido High School   | 12,545,000         | 952,000    | 13,497,000  | 293,000    |
|                                  | Vicente D. Alburo High School   |                    | 425,000    | 425,000     | 150,000    |
|                                  | Villa Integrated School   |                    | 357,000    | 357,000     |            |
|                                  | Vivencio P. Casas, Sr. Memorial High School, Placer   | 21,257,000         | 1,298,000  | 22,555,000  | 640,000    |
|                                  | Zapatos Integrated School   |                    | 249,000    | 249,000     |            |
|                                  | Division of Masbate City  | 55,809,000         | 4,957,000  | 60,766,000  | 1,065,000  |
|                                  | Division Office - Proper  | 966,000            |            | 966,000     |            |
|                                  | A. Delos Reyes Integrated School  | 6,730,000          | 638,000    | 7,368,000   | 150,000    |
|                                  | Bantigue High School  | 7,331,000          | 709,000    | 8,040,000   | 192,000    |
|                                  | Bayombon High School  | 6,636,000          | 676,000    | 7,312,000   | 153,000    |
|                                  | Bolo High School  | 13,154,000         | 1,115,000  | 14,269,000  | 150,000    |
|                                  | Nursery High School   | 9,062,000          | 806,000    | 9,868,000   | 154,000    |
|                                  | Usab High School  | 11,930,000         | 1,013,000  | 12,943,000  | 266,000    |
|                                  | Division of Naga City   | 34,447,000         | 3,019,000  | 37,466,000  | 649,000    |
|                                  | Division Office - Proper  | 521,000            |            | 521,000     |            |
|                                  | Del Rosario High School   | 403,000            | 380,000    | 783,000     |            |
|                                  | Leon Q. Mercado High School   | 12,917,000         | 1,070,000  | 13,987,000  | 369,000    |
|                                  | Tinago National High School   | 20,606,000         | 1,569,000  | 22,175,000  | 280,000    |
|                                  | Division of Sorsogon  | 389,945,000        | 36,135,000 | 426,080,000 | 10,523,000 |
|                                  | Division Office - Proper  | 7,015,000          |            | 7,015,000   |            |
|                                  | Bacolod National High School  | 8,465,000          | 637,000    | 9,102,000   | 150,000    |
|                                  | Bagacay National High School  | 12,395,000         | 880,000    | 13,275,000  | 231,000    |
|                                  | Bagatao National High School  | 5,410,000          | 575,000    | 5,985,000   | 176,000    |
|                                  | Bagong Sirang High School   | 1,684,000          | 409,000    | 2,093,000   | 150,000    |
|                                  | Bantayan National High School   | 6,215,000          | 591,000    | 6,806,000   |            |
|                                  | Bartolome G. Lee Sr. Integrated School  |                    | 205,000    | 205,000     |            |
|                                  | Bayasang National High School   | 11,911,000         | 864,000    | 12,775,000  | 271,000    |
|                                  | Beguín High School, Bulan   | 6,605,000          | 564,000    | 7,169,000   | 200,000    |
|                                  | Bentuco National High School  | 8,379,000          | 632,000    | 9,011,000   | 150,000    |
|                                  | Biton High School   | 5,480,000          | 580,000    | 6,060,000   | 202,000    |
|                                  | Buenavista National High School, Castilla   | 4,675,000          | 502,000    | 5,177,000   | 339,000    |
|                                  | Bulacao National High School  | 10,883,000         | 665,000    | 11,548,000  | 154,000    |
|                                  | Butag School of Fisheries   | 6,376,000          | 562,000    | 6,938,000   | 150,000    |
|                                  | Cabugao National High School  | 6,713,000          | 603,000    | 7,316,000   | 197,000    |
|                                  | Cadandanan National High School   | 5,618,000          | 501,000    | 6,119,000   | 150,000    |
|                                  | Caditán National High School  | 9,224,000          | 704,000    | 9,928,000   | 150,000    |
|                                  | Cagbolo National Vocational High School   | 5,842,000          | 531,000    | 6,373,000   | 163,000    |
|                                  | Calao National High School  | 10,186,000         | 743,000    | 10,929,000  | 222,000    |
|                                  | Celso S. Falcotelo National High School, Barcelona  | 6,584,000          | 512,000    | 7,096,000   | 150,000    |
|                                  | Culasi National High School   | 8,745,000          | 774,000    | 9,519,000   | 319,000    |
|                                  | Danao National High School  | 6,788,000          | 572,000    | 7,360,000   | 176,000    |
|                                  | Del Carmen Memorial High School   | 8,202,000          | 661,000    | 8,863,000   | 150,000    |
|                                  | Donsol National Comprehensive High School - Banuang Gurang<br>Extension                                   | 3,642,000          | 643,000    | 4,285,000   | 326,000    |
|                                  | Donsol National Comprehensive High School - Sta. Cruz<br>Extension High School                            |                    | 687,000    | 687,000     | 447,000    |
|                                  | Donsol Vocational High School - Gimagaan  |                    | 653,000    | 653,000     | 181,000    |
|                                  | Donsol Vocational High School - Gogon Annex   |                    | 488,000    | 488,000     |            |
|                                  | Faustino G. Glua High School  | 7,116,000          | 645,000    | 7,761,000   | 150,000    |
|                                  | Gate National High School   | 10,013,000         | 746,000    | 10,759,000  | 169,000    |
|                                  | Guruyan High School   | 7,183,000          | 679,000    | 7,862,000   | 181,000    |
|                                  | Irosin North National High School   | 9,503,000          | 872,000    | 10,375,000  | 161,000    |
|                                  | J.P. Laurel High School   | 10,820,000         | 982,000    | 11,802,000  | 293,000    |
|                                  | Jupi National High School   | 8,130,000          | 632,000    | 8,762,000   | 150,000    |
|                                  | Lajong National High School   | 3,508,000          | 392,000    | 3,900,000   | 150,000    |
|                                  | Lungib National High School   | 6,319,000          | 576,000    | 6,895,000   | 151,000    |



| REGION / SDO / SECONDARY SCHOOLS |  |   | JUNIOR HIGH SCHOOL |             |               | SENIOR HS  |
|----------------------------------|--|---|--------------------|-------------|---------------|------------|
|                                  |  |   | PS                 | MOOE        | TOTAL         | MOOE       |
|                                  |  | Manlabong National High School  | 5,949,000          | 550,000     | 6,499,000     | 150,000    |
|                                  |  | Manuel T. Sia Memorial High School  | 8,222,000          | 677,000     | 8,899,000     | 245,000    |
|                                  |  | Mayon National High School  | 11,911,000         | 896,000     | 12,807,000    | 289,000    |
|                                  |  | Milagrosa National High School  | 9,695,000          | 671,000     | 10,366,000    | 156,000    |
|                                  |  | Oras National High School   | 9,081,000          | 722,000     | 9,803,000     | 247,000    |
|                                  |  | Palanas National High School  | 7,484,000          | 697,000     | 8,181,000     | 224,000    |
|                                  |  | Pandan High School  | 4,482,000          | 599,000     | 5,081,000     | 227,000    |
|                                  |  | Patag Integrated School   |                    | 384,000     | 384,000       |            |
|                                  |  | Pili National High School   | 6,249,000          | 571,000     | 6,820,000     | 150,000    |
|                                  |  | Quezon National High School   | 9,268,000          | 556,000     | 9,824,000     | 184,000    |
|                                  |  | Rizal National High School - Gubat  | 10,154,000         | 686,000     | 10,840,000    | 318,000    |
|                                  |  | Sablayan High School  |                    | 328,000     | 328,000       |            |
|                                  |  | San Antonio National High School  | 5,376,000          | 510,000     | 5,886,000     | 150,000    |
|                                  |  | San Juan Bag-o High School  | 8,107,000          | 672,000     | 8,779,000     | 150,000    |
|                                  |  | San Juan National High School   | 12,338,000         | 975,000     | 13,313,000    | 211,000    |
|                                  |  | San Rafael High School, Castilla  | 9,468,000          | 818,000     | 10,286,000    | 387,000    |
|                                  |  | San Rafael High School, Pilar   | 6,104,000          | 607,000     | 6,711,000     | 184,000    |
|                                  |  | San Rafael Integrated School  |                    | 253,000     | 253,000       |            |
|                                  |  | San Roque National High School  | 7,960,000          | 665,000     | 8,625,000     | 211,000    |
|                                  |  | Sisigon Integrated School   |                    | 271,000     | 271,000       |            |
|                                  |  | Siuton National High School   | 9,977,000          | 777,000     | 10,754,000    | 236,000    |
|                                  |  | Sua High School, Matnog   | 9,760,000          | 732,000     | 10,492,000    | 224,000    |
|                                  |  | Tingco National High School   | 7,042,000          | 649,000     | 7,691,000     | 179,000    |
|                                  |  | Tiong Hen So Memorial High School   | 1,689,000          | 607,000     | 2,296,000     | 192,000    |
|                                  |  |   |                    |             |               |            |
|                                  |  | Division of Sorsogon City   | 92,267,000         | 8,160,000   | 100,427,000   | 4,896,000  |
|                                  |  | Division Office - Proper  | 1,600,000          |             | 1,600,000     |            |
|                                  |  | Bogña Integrated School   | 1,636,000          | 694,000     | 2,330,000     | 224,000    |
|                                  |  | Buenavista National High School   | 4,903,000          | 416,000     | 5,319,000     | 150,000    |
|                                  |  | Buhatan Integrated National School  | 11,581,000         | 592,000     | 12,173,000    | 193,000    |
|                                  |  | Buhatan National High School  | 8,229,000          | 605,000     | 8,834,000     | 150,000    |
|                                  |  | Capuy Integrated National School  |                    | 211,000     | 211,000       |            |
|                                  |  | Gatbo National High School  | 6,166,000          | 543,000     | 6,709,000     | 181,000    |
|                                  |  | Lydia D. Martinez Memorial High School (Sugod NHS)                                | 9,657,000          | 739,000     | 10,396,000    |            |
|                                  |  | Mercedes B. Peralta Senior High School  |                    |             |               | 769,000    |
|                                  |  | Osiao Paglingap National High School  | 6,058,000          | 525,000     | 6,583,000     | 197,000    |
|                                  |  | Pamurayan Integrated School   | 6,445,000          | 574,000     | 7,019,000     | 202,000    |
|                                  |  | Panlayaan National High School  | 14,157,000         | 1,133,000   | 15,290,000    | 546,000    |
|                                  |  | Rawis Senior High School  |                    |             |               | 1,125,000  |
|                                  |  | San Isidro National High School, Bacon  | 10,576,000         | 721,000     | 11,297,000    | 250,000    |
|                                  |  | San Lorenzo Integrated National School  |                    | 242,000     | 242,000       |            |
|                                  |  | Sawanga National High School  | 6,222,000          | 559,000     | 6,781,000     | 252,000    |
|                                  |  | Sto. Niño Integrated School   | 5,037,000          | 606,000     | 5,643,000     | 170,000    |
|                                  |  | Sugod Senior High School  |                    |             |               | 487,000    |
|                                  |  |   |                    |             |               |            |
|                                  |  | Division of Tabaco City   | 37,002,000         | 3,049,000   | 40,051,000    | 647,000    |
|                                  |  | Division Office - Proper  | 621,000            |             | 621,000       |            |
|                                  |  | Bongabong High School   | 7,440,000          | 661,000     | 8,101,000     | 170,000    |
|                                  |  | Comon High School   | 6,544,000          | 531,000     | 7,075,000     | 150,000    |
|                                  |  | Hacienda High School  | 10,547,000         | 666,000     | 11,213,000    | 177,000    |
|                                  |  | Malictay High School  |                    | 368,000     | 368,000       |            |
|                                  |  | Mariroc High School   | 11,850,000         | 823,000     | 12,673,000    | 150,000    |
|                                  |  |   |                    |             |               |            |
|                                  |  | Region VI - Western Visayas   | 1,554,873,000      | 209,193,000 | 1,764,066,000 | 58,235,000 |
|                                  |  |   |                    |             |               |            |
|                                  |  | Division of Aklan   | 239,264,000        | 23,668,000  | 262,932,000   | 8,218,000  |
|                                  |  | Division Office - Proper  | 4,676,000          |             | 4,676,000     |            |
|                                  |  | Agtughangin Integrated School   | 4,166,000          | 476,000     | 4,642,000     | 150,000    |
|                                  |  | Alfonso XII National High School  | 4,437,000          | 488,000     | 4,925,000     | 150,000    |
|                                  |  | Altavas National High School (Cabangila Annex)                                    | 6,256,000          | 528,000     | 6,784,000     | 150,000    |
|                                  |  | Angas Integrated School   | 3,556,000          | 397,000     | 3,953,000     | 150,000    |
|                                  |  | Anselmo B. Legazpi National High School (Formerly Cayangwan National High School) | 6,209,000          | 530,000     | 6,739,000     | 188,000    |
|                                  |  | Bacan National High School - Mangan Extension                                     | 6,379,000          | 538,000     | 6,917,000     | 195,000    |
|                                  |  | Bagong Barrio Integrated School   | 4,463,000          | 372,000     | 4,835,000     |            |
|                                  |  | Bakhaw Norte Integrated School  | 3,655,000          | 428,000     | 4,083,000     | 150,000    |
|                                  |  | Balete Integrated School  | 10,544,000         | 808,000     | 11,352,000    | 337,000    |

| REGION / SDO / SECONDARY SCHOOLS |  | JUNIOR HIGH SCHOOL |           |            | SENIOR HS |
|----------------------------------|--|--------------------|-----------|------------|-----------|
|                                  |  | PS                 | MOOE      | TOTAL      | MOOE      |
|                                  | Batan Academy (A National High School) - Lablab Extension  | 1,309,000          | 358,000   | 1,667,000  |           |
|                                  | Baybay-Alibagon Integrated School  | 2,439,000          | 389,000   | 2,828,000  | 150,000   |
|                                  | Buruanga National High School  | 5,679,000          | 497,000   | 6,176,000  | 156,000   |
|                                  | Catalino M. Prado National High School   | 7,122,000          | 577,000   | 7,699,000  | 150,000   |
|                                  | Catmon Integrated School   | 3,534,000          | 361,000   | 3,895,000  | 150,000   |
|                                  | Dalagsaan Integrated School  | 2,439,000          | 381,000   | 2,820,000  | 150,000   |
|                                  | Don Edecio S. Venturanza Integrated School   |                    | 196,000   | 196,000    |           |
|                                  | Guadalupe National High School   | 10,810,000         | 712,000   | 11,522,000 | 312,000   |
|                                  | Habana Integrated School   | 3,662,000          | 431,000   | 4,093,000  | 150,000   |
|                                  | Ibajay National High School  | 18,528,000         | 1,367,000 | 19,895,000 | 766,000   |
|                                  | Ipil Integrated School   | 2,844,000          | 343,000   | 3,187,000  | 150,000   |
|                                  | Jawili Integrated School   | 5,404,000          | 494,000   | 5,898,000  | 150,000   |
|                                  | Jose F. Meñez Memorial National High School  | 7,417,000          | 547,000   | 7,964,000  | 211,000   |
|                                  | Kalibo Integrated Special Education Center   | 4,684,000          | 651,000   | 5,335,000  | 153,000   |
|                                  | Kinaangay Integrated School  | 4,790,000          | 519,000   | 5,309,000  | 150,000   |
|                                  | Lamberto H. Tirol National High School   | 7,677,000          | 703,000   | 8,380,000  | 236,000   |
|                                  | Laserna Integrated School  | 810,000            | 329,000   | 1,139,000  |           |
|                                  | Lezo Integrated School   | 8,710,000          | 719,000   | 9,429,000  | 310,000   |
|                                  | Loctuga National High School   | 7,493,000          | 727,000   | 8,220,000  | 216,000   |
|                                  | Loreto N. Nedric National High School  | 7,098,000          | 599,000   | 7,697,000  | 150,000   |
|                                  | Lupo National High School  | 3,966,000          | 423,000   | 4,389,000  | 150,000   |
|                                  | Ma. Cristina Integrated School   | 2,898,000          | 348,000   | 3,246,000  | 150,000   |
|                                  | Madalag National High School - Mamba Extension   | 1,229,000          | 365,000   | 1,594,000  | 150,000   |
|                                  | Mambuquiao Integrated School   | 3,249,000          | 308,000   | 3,557,000  | 150,000   |
|                                  | Mandong Integrated School  | 2,928,000          | 476,000   | 3,404,000  | 150,000   |
|                                  | Manocmanoc National High School  | 17,789,000         | 1,543,000 | 19,332,000 | 708,000   |
|                                  | Medina Integrated School   | 3,088,000          | 332,000   | 3,420,000  | 150,000   |
|                                  | Napti Integrated School  | 3,883,000          | 391,000   | 4,274,000  | 150,000   |
|                                  | Ortega Integrated School   | 2,989,000          | 386,000   | 3,375,000  | 150,000   |
|                                  | Palay Integrated School  | 2,901,000          | 378,000   | 3,279,000  | 150,000   |
|                                  | Patrocinio A. Lachica Integrated School  | 3,667,000          | 408,000   | 4,075,000  | 150,000   |
|                                  | Pinamuk-an Integrated School   | 2,860,000          | 418,000   | 3,278,000  | 150,000   |
|                                  | San Roque Integrated School  | 3,320,000          | 378,000   | 3,698,000  | 150,000   |
|                                  | Tabon Integrated School  | 2,969,000          | 321,000   | 3,290,000  | 150,000   |
|                                  | Tagororoc Integrated School  | 3,655,000          | 357,000   | 4,012,000  |           |
|                                  | Talon Integrated School  | 403,000            | 284,000   | 687,000    |           |
|                                  | Tamalagon Integrated School  | 10,277,000         | 837,000   | 11,114,000 | 380,000   |
|                                  | Vivo Integrated School   | 403,000            | 250,000   | 653,000    |           |
|                                  |  |                    |           |            |           |
|                                  | Division of Antique  | 75,155,000         | 8,500,000 | 83,655,000 | 2,349,000 |
|                                  | Division Office - Proper   | 1,425,000          |           | 1,425,000  |           |
|                                  | Antique Integrated School  | 810,000            | 216,000   | 1,026,000  |           |
|                                  | Caluya National High School - Sibay Annex  | 6,636,000          | 760,000   | 7,396,000  | 224,000   |
|                                  | Dr. Luis E. Baraquia National High School  |                    | 660,000   | 660,000    | 190,000   |
|                                  | Eastern Laua-an National High School   | 5,306,000          | 580,000   | 5,886,000  | 150,000   |
|                                  | Governor Evelio B. Javier Memorial National High School  | 11,740,000         | 915,000   | 12,655,000 | 399,000   |
|                                  | Guintas National High School (Annex of Moscoso Rios National High School)                                | 8,320,000          | 717,000   | 9,037,000  | 174,000   |
|                                  | Kawit Integrated School  | 2,429,000          | 431,000   | 2,860,000  |           |
|                                  | La Paz Integrated School   |                    | 299,000   | 299,000    |           |
|                                  | Lacaron Integrated School  | 3,642,000          | 358,000   | 4,000,000  |           |
|                                  | Lipata-Lamputong Integrated School   | 4,046,000          | 554,000   | 4,600,000  | 150,000   |
|                                  | Pangalcagan National High School   | 1,626,000          | 634,000   | 2,260,000  | 150,000   |
|                                  | Sebaste High School  | 12,910,000         | 1,085,000 | 13,995,000 | 431,000   |
|                                  | Semirara National High School  | 16,265,000         | 1,291,000 | 17,556,000 | 481,000   |
|                                  |  |                    |           |            |           |
|                                  | Division of Bacolod City   | 48,361,000         | 6,998,000 | 55,359,000 | 1,830,000 |
|                                  | Division Office - Proper   | 804,000            |           | 804,000    |           |
|                                  | Andres Bonifacio Senior High School  |                    |           |            | 409,000   |
|                                  | Angela Gonzaga National High School - Emiliano Lizares National High School Extension                    | 2,026,000          | 590,000   | 2,616,000  |           |
|                                  | Fr. Gratian Murray Integrated School   | 12,781,000         | 1,142,000 | 13,923,000 | 319,000   |
|                                  | Jovito Sayson National High School (MRRP NHS - Felisa Extension) Handuman National High School Extension | 1,306,000          | 583,000   | 1,889,000  | 195,000   |
|                                  | Luis Hervias National High School - Mandalagan Extension   | 1,461,000          | 783,000   | 2,244,000  | 263,000   |
|                                  | M.G. Medalla Integrated School   | 16,119,000         | 1,376,000 | 17,495,000 | 470,000   |
|                                  | Progreso Village National High School  | 3,239,000          | 745,000   | 3,984,000  |           |
|                                  | Romanito P. Maravilla, Sr. National High School  | 10,625,000         | 1,115,000 | 11,740,000 | 174,000   |

| REGION / SDO / SECONDARY SCHOOLS |   |   | JUNIOR HIGH SCHOOL |            |             | SENIOR HS |
|----------------------------------|---|---|--------------------|------------|-------------|-----------|
|                                  |   |   | PS                 | MOOE       | TOTAL       | MOOE      |
|                                  |   | Sum-ag National High School - Cabug National High School - Sum-ag Extension |                    | 664,000    | 664,000     |           |
|                                  | Division of Bago City   |   | 182,000            | 1,317,000  | 1,499,000   | 636,000   |
|                                  | Division Office - Proper  |   | 182,000            |            | 182,000     |           |
|                                  | Bago City Senior High School  |   |                    |            |             | 636,000   |
|                                  | Ramon Torres Atipuluan National High School   |   |                    | 349,000    | 349,000     |           |
|                                  | Ramon Torres Bacong National High School  |   |                    | 968,000    | 968,000     |           |
|                                  | Division of Cadiz City  |   | 50,087,000         | 6,045,000  | 56,132,000  | 1,458,000 |
|                                  | Division Office - Proper  |   | 740,000            |            | 740,000     |           |
|                                  | Banquerohan National High School  |   | 10,208,000         | 779,000    | 10,987,000  | 239,000   |
|                                  | Burgos National High School (Cadiz Viejo National High School - Burgos Extension High School) |   | 6,079,000          | 570,000    | 6,649,000   | 150,000   |
|                                  | Caduha-an National High School - Luna Extension High School                                   |   | 4,342,000          | 749,000    | 5,091,000   | 150,000   |
|                                  | Caduha-an National High School - Andres Bonifacio Extension High School                       |   | 5,549,000          | 733,000    | 6,282,000   | 161,000   |
|                                  | Caduha-an National High School - Tagbanon Extension High School                               |   | 4,172,000          | 527,000    | 4,699,000   | 150,000   |
|                                  | Dr. Vicente F. Gustilo Memorial National High School - Daga Extension High School             |   | 5,018,000          | 655,000    | 5,673,000   |           |
|                                  | Mabini National High School - Alimatoc Extension High School                                  |   | 1,632,000          | 435,000    | 2,067,000   | 150,000   |
|                                  | Tiglawigan National High School - Magsaysay Campus Extension High School                      |   | 4,268,000          | 546,000    | 4,814,000   | 150,000   |
|                                  | Villacin National High School - Jerusalem Extension High School                               |   | 6,352,000          | 681,000    | 7,033,000   | 158,000   |
|                                  | Villacin National High School - Sewahon Extension   |   | 1,727,000          | 370,000    | 2,097,000   | 150,000   |
|                                  | Division of Capiz   |   | 87,326,000         | 14,516,000 | 101,842,000 | 2,833,000 |
|                                  | Division Office - Proper  |   | 1,808,000          |            | 1,808,000   |           |
|                                  | Agkawayan Integrated School   |   | 1,619,000          | 357,000    | 1,976,000   |           |
|                                  | Aglalana Integrated School  |   | 3,239,000          | 545,000    | 3,784,000   | 284,000   |
|                                  | Aglanot Integrated School   |   |                    | 326,000    | 326,000     |           |
|                                  | Antonio Belo Memorial Integrated School   |   |                    | 346,000    | 346,000     |           |
|                                  | Bago Chiquito Integrated School   |   |                    | 265,000    | 265,000     |           |
|                                  | Bag-ong Barrio National High School   |   | 5,935,000          | 578,000    | 6,513,000   | 150,000   |
|                                  | Bailan Integrated School  |   |                    | 306,000    | 306,000     |           |
|                                  | Basiao National High School   |   | 8,422,000          | 695,000    | 9,117,000   | 224,000   |
|                                  | Bilao Integrated School   |   |                    | 319,000    | 319,000     |           |
|                                  | Bula Integrated School  |   |                    | 307,000    | 307,000     |           |
|                                  | Calixto Loyola Sr. Integrated School  |   |                    | 273,000    | 273,000     |           |
|                                  | Canapian Integrated School  |   |                    | 260,000    | 260,000     |           |
|                                  | Candelaria National High School - Roxas Extension   |   |                    | 402,000    | 402,000     | 169,000   |
|                                  | Celestino D. Diaz Integrated School   |   |                    | 246,000    | 246,000     |           |
|                                  | Dayhagan Integrated School  |   |                    | 253,000    | 253,000     |           |
|                                  | Don Leopoldo Gialogo Integrated School  |   |                    | 244,000    | 244,000     |           |
|                                  | Dr. Laureano R. Frial Integrated School   |   |                    | 267,000    | 267,000     |           |
|                                  | Duluan Integrated School  |   |                    | 268,000    | 268,000     |           |
|                                  | East Villaflares National High School (Maayon Extension)                                      |   | 5,454,000          | 550,000    | 6,004,000   | 163,000   |
|                                  | Eleodoro J. Ponsaran Integrated School  |   | 810,000            | 233,000    | 1,043,000   |           |
|                                  | Felixberto Dicon Dorado Sr. Integrated School   |   |                    | 256,000    | 256,000     |           |
|                                  | Guinbalian Integrated School  |   | 1,214,000          | 273,000    | 1,487,000   |           |
|                                  | Guise Integrated School   |   |                    | 229,000    | 229,000     |           |
|                                  | Malonoy National High School - Duyoc Extension  |   | 7,126,000          | 585,000    | 7,711,000   | 158,000   |
|                                  | Manuel Ganzon Advincula Integrated School   |   |                    | 307,000    | 307,000     |           |
|                                  | Marciano M. Patricio National High School - Yating Extension                                  |   | 7,761,000          | 752,000    | 8,513,000   | 302,000   |
|                                  | Pawa National High School   |   | 9,788,000          | 807,000    | 10,595,000  | 279,000   |
|                                  | Presentacion Diez Gregorio National High School   |   | 6,671,000          | 598,000    | 7,269,000   | 176,000   |
|                                  | Quiajo Integrated School  |   |                    | 294,000    | 294,000     |           |
|                                  | Reverend Tomas Conejar National High School   |   | 5,474,000          | 578,000    | 6,052,000   | 150,000   |
|                                  | San Antonio National High School - Putian National High School Extension                      |   | 6,110,000          | 476,000    | 6,586,000   | 150,000   |
|                                  | Sapian National High School (Lonoy Extension)   |   | 8,794,000          | 766,000    | 9,560,000   | 202,000   |
|                                  | Sinamongan Integrated School  |   |                    | 230,000    | 230,000     |           |
|                                  | Tapulang Integrated School  |   |                    | 254,000    | 254,000     |           |
|                                  | Tinigban Integrated School  |   |                    | 222,000    | 222,000     |           |
|                                  | Vicente Andaya, Jr. National High School - Mianay Extension                                   |   | 7,101,000          | 849,000    | 7,950,000   | 426,000   |

| REGION / SDO / SECONDARY SCHOOLS |  | JUNIOR HIGH SCHOOL |            |             | SENIOR HS  |
|----------------------------------|--|--------------------|------------|-------------|------------|
|                                  |  | PS                 | MOOE       | TOTAL       | MOOE       |
|                                  | Division of Escalante City                                       | 880,000            | 4,082,000  | 4,962,000   | 1,200,000  |
|                                  | Cervantes National High School                                   |                    | 393,000    | 393,000     | 150,000    |
|                                  | Floro T. Bongco National High School                             |                    | 511,000    | 511,000     | 150,000    |
|                                  | Japitan National High School                                     |                    | 436,000    | 436,000     | 150,000    |
|                                  | Langub National High School                                      |                    | 432,000    | 432,000     | 150,000    |
|                                  | Libertad National High School                                    |                    | 351,000    | 351,000     | 150,000    |
|                                  | Magsaysay National High School                                   |                    | 356,000    | 356,000     | 150,000    |
|                                  | Malasibog Integrated School                                      |                    | 307,000    | 307,000     |            |
|                                  | Paitan Integrated School   | 880,000            | 369,000    | 1,249,000   |            |
|                                  | Pinapugasan National High School                                 |                    | 444,000    | 444,000     | 150,000    |
|                                  | Washington National High School                                  |                    | 483,000    | 483,000     | 150,000    |
|                                  | Division of Guimaras   | 44,608,000         | 3,261,000  | 47,869,000  | 1,181,000  |
|                                  | Division Office - Proper   | 719,000            |            | 719,000     |            |
|                                  | Ayangan National High School                                     | 5,476,000          | 511,000    | 5,987,000   | 150,000    |
|                                  | Buenavista National High School - Agsanayan Annex                | 12,703,000         | 913,000    | 13,616,000  | 385,000    |
|                                  | Calaya National High School                                      | 9,188,000          | 758,000    | 9,946,000   | 291,000    |
|                                  | Supang National High School                                      | 16,522,000         | 1,079,000  | 17,601,000  | 355,000    |
|                                  | Division of Himamaylan City                                      | 33,625,000         | 5,156,000  | 38,781,000  | 1,195,000  |
|                                  | Division Office - Proper   | 628,000            | -          | 628,000     |            |
|                                  | Cantupa Integrated School  |                    | 259,000    | 259,000     |            |
|                                  | Cunalum Integrated School  |                    | 310,000    | 310,000     |            |
|                                  | Libacao National High School                                     | 5,632,000          | 549,000    | 6,181,000   | 150,000    |
|                                  | Mahalang National High School                                    | 7,063,000          | 753,000    | 7,816,000   | 211,000    |
|                                  | Mambagaton National High School                                  | 6,272,000          | 590,000    | 6,862,000   | 176,000    |
|                                  | Paloyпой Integrated School                                       | 7,326,000          | 631,000    | 7,957,000   | 150,000    |
|                                  | Raymundo Tongson National High School - Suay Extension           |                    | 715,000    | 715,000     | 325,000    |
|                                  | San Antonio National High School                                 | 6,704,000          | 638,000    | 7,342,000   | 183,000    |
|                                  | Sibucan Integrated School  |                    | 218,000    | 218,000     |            |
|                                  | Tiqui Integrated School  |                    | 256,000    | 256,000     |            |
|                                  | Tugas Integrated School  |                    | 237,000    | 237,000     |            |
|                                  | Division of Iloilo   | 431,400,000        | 57,364,000 | 488,764,000 | 13,970,000 |
|                                  | Division Office - Proper   | 8,178,000          |            | 8,178,000   |            |
|                                  | Adcadorao Integrated School                                      |                    | 261,000    | 261,000     |            |
|                                  | Adgao-Tagpuan-Ingay Integrated School                            |                    | 277,000    | 277,000     |            |
|                                  | Adriano Cabardo National High School                             | 7,809,000          | 671,000    | 8,480,000   | 291,000    |
|                                  | Agbatuan Integrated School                                       |                    | 242,000    | 242,000     |            |
|                                  | Agcarope Integrated School                                       |                    | 295,000    | 295,000     |            |
|                                  | Agusipan Integrated School                                       |                    | 226,000    | 226,000     |            |
|                                  | Alameda National High School                                     |                    | 339,000    | 339,000     | 150,000    |
|                                  | Alberto Sorongon, Sr. Memorial National High School              | 9,259,000          | 695,000    | 9,954,000   | 169,000    |
|                                  | Alejandro Firmeza Memorial High School - San Jose Extension      | 5,907,000          | 455,000    | 6,362,000   | 150,000    |
|                                  | Alimodian National Comprehensive High School - Dalid Extension   | 5,903,000          | 619,000    | 6,522,000   | 241,000    |
|                                  | Alimodian National Comprehensive High School - Sinamay Extension | 6,061,000          | 619,000    | 6,680,000   | 176,000    |
|                                  | Anabo National High School                                       | 6,863,000          | 631,000    | 7,494,000   | 192,000    |
|                                  | Andres S. Ravena Integrated School                               |                    | 348,000    | 348,000     |            |
|                                  | Bad-as National High School                                      | 5,408,000          | 475,000    | 5,883,000   | 150,000    |
|                                  | Badlan National High School - Datagan Extension                  | 6,262,000          | 679,000    | 6,941,000   | 169,000    |
|                                  | Bagacay National High School                                     | 6,313,000          | 534,000    | 6,847,000   | 158,000    |
|                                  | Bagongbong Integrated School                                     |                    | 268,000    | 268,000     |            |
|                                  | Bagumbayan Integrated School                                     |                    | 214,000    | 214,000     |            |
|                                  | Bancal Integrated School   |                    | 333,000    | 333,000     |            |
|                                  | Bancal National High School                                      | 9,034,000          | 780,000    | 9,814,000   | 273,000    |
|                                  | Barangalan Integrated School                                     |                    | 236,000    | 236,000     |            |
|                                  | Barasalon Integrated School                                      |                    | 334,000    | 334,000     |            |
|                                  | Barotac Nuevo National Comprehensive High School - Tiwi Annex    |                    | 442,000    | 442,000     | 209,000    |
|                                  | Batuan Integrated School, Carles                                 |                    | 211,000    | 211,000     |            |
|                                  | Batuan Integrated School, Dueñas                                 |                    | 241,000    | 241,000     |            |
|                                  | Batuanan Integrated School                                       |                    | 215,000    | 215,000     |            |
|                                  | Bayag National High School                                       | 4,933,000          | 508,000    | 5,441,000   | 163,000    |
|                                  | Bayas National High School                                       | 5,933,000          | 624,000    | 6,557,000   | 179,000    |
|                                  | Bingawan National High School - Tapacon Campus                   | 7,282,000          | 738,000    | 8,020,000   | 232,000    |
|                                  | Binulungan Integrated School                                     |                    | 245,000    | 245,000     |            |

| REGION / SDO / SECONDARY SCHOOLS |  |  | JUNIOR HIGH SCHOOL |           |            | SENIOR HS |
|----------------------------------|--|--|--------------------|-----------|------------|-----------|
|                                  |  |  | PS                 | MOOE      | TOTAL      | MOOE      |
|                                  |  | Bontoc Integrated School   |                    | 250,000   | 250,000    |           |
|                                  |  | Buenavista Integrated School   |                    | 222,000   | 222,000    |           |
|                                  |  | Buga National High School - Gines Extension                              |                    | 326,000   | 326,000    |           |
|                                  |  | Bulabog Integrated School  |                    | 234,000   | 234,000    |           |
|                                  |  | Bulak Integrated School  |                    | 231,000   | 231,000    |           |
|                                  |  | Bulwang Camandag Integrated School                                       |                    | 201,000   | 201,000    |           |
|                                  |  | Cabalic National High School   | 8,248,000          | 805,000   | 9,053,000  | 190,000   |
|                                  |  | Cabasi-Sta. Rosa Integrated School                                       |                    | 240,000   | 240,000    |           |
|                                  |  | Cabudian High School   | 5,989,000          | 739,000   | 6,728,000  | 177,000   |
|                                  |  | Cadoldolan Integrated School   |                    | 216,000   | 216,000    |           |
|                                  |  | Cale-Indaluyon Integrated School   |                    | 230,000   | 230,000    |           |
|                                  |  | Calicuang National High School   | 6,286,000          | 640,000   | 6,926,000  | 211,000   |
|                                  |  | Calinog National Comprehensive High School - Binolusan Pequeño Extension | 1,636,000          | 534,000   | 2,170,000  | 158,000   |
|                                  |  | Cambitu National High School   | 6,764,000          | 660,000   | 7,424,000  | 158,000   |
|                                  |  | Cananaman Integrated School  |                    | 203,000   | 203,000    |           |
|                                  |  | Canas Integrated School  |                    | 258,000   | 258,000    |           |
|                                  |  | Caninguan National High School   | 20,104,000         | 1,405,000 | 21,509,000 | 617,000   |
|                                  |  | Carlos S. Lopez National High School - Had. Conchita Extension           | 4,550,000          | 752,000   | 5,302,000  | 314,000   |
|                                  |  | Crisanto M. Ciriaco Integrated School                                    |                    | 232,000   | 232,000    |           |
|                                  |  | Daanbanwa Integrated School  |                    | 278,000   | 278,000    |           |
|                                  |  | Dela Paz National High School  | 13,181,000         | 984,000   | 14,165,000 | 357,000   |
|                                  |  | Dominador Abang Memorial National High School                            | 7,608,000          | 578,000   | 8,186,000  | 169,000   |
|                                  |  | Dorong-an Integrated School  |                    | 224,000   | 224,000    |           |
|                                  |  | Embarcadero Integrated School  |                    | 238,000   | 238,000    |           |
|                                  |  | Gama Integrated School   |                    | 270,000   | 270,000    |           |
|                                  |  | Gen. Luna Vocational High School   | 5,065,000          | 534,000   | 5,599,000  | 150,000   |
|                                  |  | Granada National High School - Ballesteros Campus                        | 4,208,000          | 1,155,000 | 5,363,000  | 504,000   |
|                                  |  | Guibongan-Igtuba Integrated School                                       |                    | 252,000   | 252,000    |           |
|                                  |  | Guipis Integrated School   |                    | 209,000   | 209,000    |           |
|                                  |  | Igcabugao Integrated School  |                    | 220,000   | 220,000    |           |
|                                  |  | Igcores Integrated School  |                    | 209,000   | 209,000    |           |
|                                  |  | Igdagmay Integrated School   |                    | 217,000   | 217,000    |           |
|                                  |  | Igpigus Integrated School  |                    | 223,000   | 223,000    |           |
|                                  |  | Igtalongon National High School  | 10,919,000         | 779,000   | 11,698,000 | 243,000   |
|                                  |  | Igtube Integrated School   |                    | 247,000   | 247,000    |           |
|                                  |  | Ilongbukid National High School  | 7,261,000          | 642,000   | 7,903,000  | 192,000   |
|                                  |  | Jamog Integrated School  |                    | 229,000   | 229,000    |           |
|                                  |  | Jayobo National High School  | 13,245,000         | 1,084,000 | 14,329,000 | 568,000   |
|                                  |  | Jose Facultad Memorial National High School                              | 7,397,000          | 653,000   | 8,050,000  | 225,000   |
|                                  |  | Juanico Integrated School  |                    | 231,000   | 231,000    |           |
|                                  |  | La Consolacion Integrated School   |                    | 270,000   | 270,000    |           |
|                                  |  | Lanag Norte National High School   | 9,891,000          | 752,000   | 10,643,000 | 268,000   |
|                                  |  | Langca Integrated School   |                    | 207,000   | 207,000    |           |
|                                  |  | Lanot Grande Integrated School   |                    | 237,000   | 237,000    |           |
|                                  |  | Leon National High School - Tacurong Sur Extension                       | 7,032,000          | 676,000   | 7,708,000  | 222,000   |
|                                  |  | Libertad Integrated School   |                    | 259,000   | 259,000    |           |
|                                  |  | Lipata Integrated School   |                    | 275,000   | 275,000    |           |
|                                  |  | Loong National High School   | 16,306,000         | 1,316,000 | 17,622,000 | 575,000   |
|                                  |  | Lumbia Integrated School   |                    | 244,000   | 244,000    |           |
|                                  |  | Maasin National Comprehensive High School - Dagami Extension             | 7,481,000          | 568,000   | 8,049,000  | 169,000   |
|                                  |  | Manlot Integrated School   |                    | 223,000   | 223,000    |           |
|                                  |  | Maribuyong National High School  | 6,096,000          | 501,000   | 6,597,000  | 150,000   |
|                                  |  | Miagao National High School - Miranda Extension                          | 4,439,000          | 506,000   | 4,945,000  | 150,000   |
|                                  |  | Milan National High School   | 10,643,000         | 981,000   | 11,624,000 | 417,000   |
|                                  |  | Mostro National High School (Anilao National High School Extension)      | 5,838,000          | 562,000   | 6,400,000  | 160,000   |
|                                  |  | Muyco Integrated School  |                    | 276,000   | 276,000    |           |
|                                  |  | Nanga Integrated School  |                    | 256,000   | 256,000    |           |
|                                  |  | Nazuni Summit Comprehensive National High School                         | 5,598,000          | 479,000   | 6,077,000  | 150,000   |
|                                  |  | Olango Integrated School   |                    | 224,000   | 224,000    |           |
|                                  |  | Pagdugue National High School  | 6,251,000          | 564,000   | 6,815,000  | 150,000   |
|                                  |  | Palaca-Damilisan National High School - Bacolod Extension                | 7,430,000          | 593,000   | 8,023,000  | 243,000   |
|                                  |  | Pandan Integrated School   |                    | 370,000   | 370,000    |           |
|                                  |  | Panuran National High School (Lambunao National High School Extension)   | 6,761,000          | 636,000   | 7,397,000  | 238,000   |

| REGION / SDO / SECONDARY SCHOOLS |  | JUNIOR HIGH SCHOOL |           |            | SENIOR HS |
|----------------------------------|--|--------------------|-----------|------------|-----------|
|                                  |  | PS                 | MOOE      | TOTAL      | MOOE      |
|                                  | Pili National High School - Bucana Bunglas Extension                                       | 5,166,000          | 561,000   | 5,727,000  | 150,000   |
|                                  | Pitogo National High School  | 8,547,000          | 693,000   | 9,240,000  | 197,000   |
|                                  | Polopina National High School  | 9,628,000          | 770,000   | 10,398,000 | 181,000   |
|                                  | Puente Bunglas Integrated School   |                    | 248,000   | 248,000    |           |
|                                  | Puga Integrated School   |                    | 275,000   | 275,000    |           |
|                                  | Pughanan Integrated School   |                    | 288,000   | 288,000    |           |
|                                  | Punta Buri National High School  | 6,277,000          | 537,000   | 6,814,000  | 150,000   |
|                                  | Quipot National High School  | 11,470,000         | 917,000   | 12,387,000 | 305,000   |
|                                  | Salihid National High School   | 3,460,000          | 392,000   | 3,852,000  | 150,000   |
|                                  | San Antonio National High School   | 6,504,000          | 670,000   | 7,174,000  | 225,000   |
|                                  | San Carlos Integrated School   |                    | 237,000   | 237,000    |           |
|                                  | San Dionisio Integrated School   |                    | 225,000   | 225,000    |           |
|                                  | San Enrique Manuel Paluay, Sr. Memorial Extension High School                              | 7,700,000          | 660,000   | 8,360,000  | 245,000   |
|                                  | San Enrique National Comprehensive High School - Abaca Extension                           | 8,314,000          | 715,000   | 9,029,000  | 186,000   |
|                                  | Santiago National High School  | 6,263,000          | 695,000   | 6,958,000  | 248,000   |
|                                  | Sta. Ana National High School  |                    | 333,000   | 333,000    | 172,000   |
|                                  | Sto. Niño Integrated School  | 3,450,000          | 403,000   | 3,853,000  | 150,000   |
|                                  | Tabugon Integrated School  |                    | 249,000   | 249,000    |           |
|                                  | Tabugon National High School (Dingle National High School Extension)                       | 4,991,000          | 503,000   | 5,494,000  | 150,000   |
|                                  | Talagutac Integrated School  |                    | 233,000   | 233,000    |           |
|                                  | Talingting National High School  | 11,004,000         | 968,000   | 11,972,000 | 445,000   |
|                                  | Tambaliza National High School   | 11,650,000         | 1,010,000 | 12,660,000 | 433,000   |
|                                  | Taminla Integrated School  |                    | 232,000   | 232,000    |           |
|                                  | Tinigban Integrated School   |                    | 232,000   | 232,000    |           |
|                                  | Toong Integrated School  |                    | 387,000   | 387,000    |           |
|                                  | Trangka Integrated School  |                    | 264,000   | 264,000    |           |
|                                  | Tuble Integrated School  |                    | 249,000   | 249,000    |           |
|                                  | Tuyongan Integrated School   |                    | 290,000   | 290,000    |           |
|                                  | Ubian Integrated School  |                    | 203,000   | 203,000    |           |
|                                  | Valerio P. Palmares National High School   | 11,620,000         | 1,054,000 | 12,674,000 | 406,000   |
|                                  | Valverde National High School  | 3,984,000          | 402,000   | 4,386,000  | 150,000   |
|                                  | Velasco Integrated School  |                    | 378,000   | 378,000    |           |
|                                  | Victoria Integrated School   |                    | 273,000   | 273,000    |           |
|                                  | Western Visayas Sanitarium Integrated School   |                    | 254,000   | 254,000    |           |
|                                  | Division of Iloilo City  | 53,468,000         | 5,631,000 | 59,099,000 | 644,000   |
|                                  | Division Office - Proper   | 962,000            |           | 962,000    |           |
|                                  | A. Bonifacio Integrated School   | 8,915,000          | 1,141,000 | 10,056,000 |           |
|                                  | Bakhaw Integrated School   | 3,249,000          | 466,000   | 3,715,000  |           |
|                                  | Buntatala National High School (Jaro High School - Buntatala Extension)                    | 11,849,000         | 1,098,000 | 12,947,000 |           |
|                                  | Iloilo River Plains Integrated School  | 1,214,000          | 411,000   | 1,625,000  |           |
|                                  | R.G. Hechanova Memorial National High School (Jaro High School - R.G. Hechanova Extension) | 9,186,000          | 1,058,000 | 10,244,000 | 247,000   |
|                                  | SPED - Integrated School for Exceptional Children  | 7,220,000          | 495,000   | 7,715,000  | 150,000   |
|                                  | TCT-AR Foundation Integrated School  | 10,873,000         | 962,000   | 11,835,000 | 247,000   |



| REGION / SDO / SECONDARY SCHOOLS |  |  | JUNIOR HIGH SCHOOL |            |             | SENIOR HS |
|----------------------------------|--|--|--------------------|------------|-------------|-----------|
|                                  |  |  | PS                 | MOOE       | TOTAL       | MOOE      |
|                                  |  |  |                    |            |             |           |
|                                  |  | Division of Kabankalan City  | 103,585,000        | 9,818,000  | 113,403,000 | 2,229,000 |
|                                  |  | Division Office - Proper   | 1,943,000          |            | 1,943,000   |           |
|                                  |  | Bantayan National High School - Baras Diutay Extension   |                    | 350,000    | 350,000     | 150,000   |
|                                  |  | Carol-an National High School  | 12,441,000         | 1,130,000  | 13,571,000  | 323,000   |
|                                  |  | Daan Banwa National High School  | 5,994,000          | 634,000    | 6,628,000   |           |
|                                  |  | Hinapunan Integrated School  | 4,491,000          | 513,000    | 5,004,000   | 150,000   |
|                                  |  | Kabankalan National High School  | 29,756,000         | 2,180,000  | 31,936,000  | 703,000   |
|                                  |  | Magballo National High School  | 2,048,000          | 701,000    | 2,749,000   | 150,000   |
|                                  |  | Pinaguinpinan National High School   | 6,901,000          | 667,000    | 7,568,000   | 154,000   |
|                                  |  | Tagoc National High School   | 1,242,000          | 466,000    | 1,708,000   |           |
|                                  |  | Tagukon National High School   | 13,791,000         | 1,072,000  | 14,863,000  | 150,000   |
|                                  |  | Talubangi National High School   | 12,909,000         | 1,086,000  | 13,995,000  | 165,000   |
|                                  |  | Tan-awan National High School  | 12,069,000         | 1,019,000  | 13,088,000  | 284,000   |
|                                  |  |  |                    |            |             |           |
|                                  |  | Division of La Carlota City  | 6,541,000          | 896,000    | 7,437,000   | 150,000   |
|                                  |  | Division Office - Proper   | 85,000             |            | 85,000      |           |
|                                  |  | La Carlota City SPED Integrated School   | 2,658,000          | 321,000    | 2,979,000   |           |
|                                  |  | La Granja National High School - Yubo Extension  | 3,798,000          | 575,000    | 4,373,000   | 150,000   |
|                                  |  |  |                    |            |             |           |
|                                  |  | Division of Negros Occidental  | 118,894,000        | 26,557,000 | 145,451,000 | 9,778,000 |
|                                  |  | Division Office - Proper   | 1,760,000          |            | 1,760,000   |           |
|                                  |  | Alfonso Sta. Ana Memorial High School (Victorias National High School - Cuaycong Extension)          |                    | 758,000    | 758,000     |           |
|                                  |  | Baclao Integrated School   |                    | 230,000    | 230,000     |           |
|                                  |  | Barangay Estado National High School   | 14,242,000         | 1,285,000  | 15,527,000  | 287,000   |
|                                  |  | Bilbao Uybito National High School   | 21,315,000         | 1,662,000  | 22,977,000  | 752,000   |
|                                  |  | Binalbagan National High School - Nosof Extension (Paglaum National High School - Nosof Extension)   | 8,080,000          | 565,000    | 8,645,000   | 218,000   |
|                                  |  | Binalbagan National High School - Santol Extension (Paglaum National High School - Santol Extension) |                    | 747,000    | 747,000     | 206,000   |
|                                  |  | Bocana National High School - Galicia Extension  |                    | 615,000    | 615,000     | 344,000   |
|                                  |  | Bulwangan National High School - Talacagay Extension   |                    | 939,000    | 939,000     | 500,000   |
|                                  |  | Cabacungan National High School - Masulog Extension  |                    | 771,000    | 771,000     | 250,000   |
|                                  |  | Caningay National High School - Banga Extension  |                    | 457,000    | 457,000     | 248,000   |
|                                  |  | Dolis National High School   |                    | 342,000    | 342,000     |           |
|                                  |  | Dr. Antonio Lizares National High School Extension   |                    | 501,000    | 501,000     |           |
|                                  |  | Ecogan Integrated School   |                    | 260,000    | 260,000     |           |
|                                  |  | Efegenio Lizares National High School  | 3,913,000          | 411,000    | 4,324,000   |           |
|                                  |  | Enrique B. Magalona National High School - Consing Extension   |                    | 541,000    | 541,000     | 150,000   |
|                                  |  | Enrique B. Magalona National High School - San Isidro Extension                                      |                    | 403,000    | 403,000     | 150,000   |
|                                  |  | Enriqueta Montilla Esteban National High School - Ubay Extension                                     |                    | 484,000    | 484,000     |           |
|                                  |  | Florentina F. Caña Recto National High School (Linaon National High School)                          |                    | 668,000    | 668,000     | 216,000   |
|                                  |  | Guiljungan National High School - Abaca Extension  |                    | 386,000    | 386,000     | 150,000   |
|                                  |  | Guiljungan National High School - Camindangan Extension  | 1,235,000          | 340,000    | 1,575,000   | 150,000   |
|                                  |  | Guiljungan National High School - Talacdan Extension   | 412,000            | 473,000    | 885,000     | 208,000   |
|                                  |  | Guinpana-an National High School - Magballo Extension  |                    | 500,000    | 500,000     | 243,000   |
|                                  |  | Guinpana-an National High School - Odiong Extension  |                    | 444,000    | 444,000     | 150,000   |
|                                  |  | Guinpana-an National High School - Poblacion Extension   |                    | 1,144,000  | 1,144,000   | 479,000   |
|                                  |  | Ilog National High School  |                    | 537,000    | 537,000     | 199,000   |
|                                  |  | Isabela National High School - Libas Extension   | 7,440,000          | 800,000    | 8,240,000   | 167,000   |
|                                  |  | Isabela National High School - Sikatuna Extension  |                    | 727,000    | 727,000     | 232,000   |
|                                  |  | Jose N. Villanueva National High School  |                    | 342,000    | 342,000     |           |
|                                  |  | Jose Valmayor National High School   |                    | 373,000    | 373,000     |           |
|                                  |  | La Castellana National High School - Manghanoy Extension   | 6,791,000          | 701,000    | 7,492,000   | 150,000   |
|                                  |  | Lagaan National High School  | 14,713,000         | 1,005,000  | 15,718,000  | 310,000   |
|                                  |  | Lumbia National High School  |                    | 313,000    | 313,000     |           |
|                                  |  | Magsaysay Integrated School  |                    | 227,000    | 227,000     |           |
|                                  |  | Manapla National High School - Brgy. Purisima Extension  |                    | 593,000    | 593,000     | 150,000   |
|                                  |  | Mateo Libo-on National High School   |                    | 425,000    | 425,000     |           |
|                                  |  | Minoyan National High School   | 14,926,000         | 1,195,000  | 16,121,000  | 291,000   |
|                                  |  | Molobolo National High School  | 3,364,000          | 393,000    | 3,757,000   | 150,000   |
|                                  |  | Negros Occidental National Science High School   | 6,663,000          | 667,000    | 7,330,000   | 389,000   |
|                                  |  | Paghumayan National High School  |                    | 423,000    | 423,000     |           |
|                                  |  | Pahilanga National High School - Baga-as Extension   | 14,040,000         | 1,119,000  | 15,159,000  | 452,000   |

| REGION / SDO / SECONDARY SCHOOLS |  | JUNIOR HIGH SCHOOL |           |            | SENIOR HS |
|----------------------------------|--|--------------------|-----------|------------|-----------|
|                                  |  | PS                 | MOOE      | TOTAL      | MOOE      |
|                                  | Payao National High School - Namulo Extension  |                    | 376,000   | 376,000    |           |
|                                  | Salvador C. Resol National High School   |                    | 292,000   | 292,000    |           |
|                                  | Tabao National High School - Lacaron Extension   |                    | 334,000   | 334,000    |           |
|                                  | Tabu National High School - Caniamay Extension   |                    | 339,000   | 339,000    | 150,000   |
|                                  | Victorias National High School - Gaston Extension  |                    | 450,000   | 450,000    | 150,000   |
|                                  | SHS in Calatrava   |                    |           |            | 2,287,000 |
|                                  | Division of Passi City   | 39,365,000         | 4,008,000 | 43,373,000 | 472,000   |
|                                  | Division Office - Proper   | 798,000            |           | 798,000    |           |
|                                  | Agdahon National High School   | 5,984,000          | 535,000   | 6,519,000  |           |
|                                  | Agdayao Integrated School  | 2,881,000          | 379,000   | 3,260,000  |           |
|                                  | Aglalana Integrated School   |                    | 356,000   | 356,000    |           |
|                                  | Efraim M. Santibañez National High School  | 12,307,000         | 980,000   | 13,287,000 | 309,000   |
|                                  | Gemumua-Agahon National High School  | 8,722,000          | 903,000   | 9,625,000  | 163,000   |
|                                  | Man-It Integrated School   | 8,673,000          | 855,000   | 9,528,000  |           |
|                                  | Division of Roxas City   | 44,643,000         | 7,107,000 | 51,750,000 | 1,502,000 |
|                                  | Division Office - Proper   | 820,000            |           | 820,000    |           |
|                                  | Adlawan Integrated School  | 403,000            | 263,000   | 666,000    |           |
|                                  | Cogon Integrated School  | 403,000            | 221,000   | 624,000    |           |
|                                  | Don Amando Bayot, Sr. Memorial Integrated School   | 403,000            | 290,000   | 693,000    |           |
|                                  | Don Canuto Fuentes Integrated School   | 403,000            | 277,000   | 680,000    |           |
|                                  | Don Jose Acevedo Integrated School   | 403,000            | 270,000   | 673,000    |           |
|                                  | Don Juan B. Celino Integrated School   |                    | 216,000   | 216,000    |           |
|                                  | Don Ynocencio A. del Rosario National High School  | 18,816,000         | 1,427,000 | 20,243,000 | 672,000   |
|                                  | Inzo Arnaldo Village Integrated School   | 6,662,000          | 1,102,000 | 7,764,000  | 298,000   |
|                                  | Lawa-an Integrated School  | 2,023,000          | 607,000   | 2,630,000  |           |
|                                  | Loctugan Integrated School   | 403,000            | 297,000   | 700,000    |           |
|                                  | Marcos Fuentes Integrated School   | 7,018,000          | 714,000   | 7,732,000  | 232,000   |
|                                  | Olotayan Integrated School   | 2,834,000          | 376,000   | 3,210,000  | 150,000   |
|                                  | President Manuel A. Roxas Memorial Integrated School - SPED  | 403,000            | 229,000   | 632,000    |           |
|                                  | President Manuel Roxas Memorial Integrated School South  | 403,000            | 344,000   | 747,000    |           |
|                                  | Sofronio Cordovero Integrated School   | 3,246,000          | 474,000   | 3,720,000  | 150,000   |
|                                  | Division of Sagay City   | 71,808,000         | 8,736,000 | 80,544,000 | 3,195,000 |
|                                  | Division Office - Proper   | 1,475,000          |           | 1,475,000  |           |
|                                  | Bato National High School - Campo Bago Extension   | 7,475,000          | 670,000   | 8,145,000  |           |
|                                  | Bato National High School-Baviera Extension  | 810,000            | 380,000   | 1,190,000  |           |
|                                  | Colonia Divina Integrated School (Bato National High School - Colonia Divina Extension)            | 6,546,000          | 620,000   | 7,166,000  | 181,000   |
|                                  | Himoga-an Baybay Integrated School   | 11,566,000         | 832,000   | 12,398,000 | 298,000   |
|                                  | Molocaboc Integrated School (Vito National High School - Molocaboc National High School Extension) | 7,225,000          | 762,000   | 7,987,000  |           |
|                                  | Sagay City Eco-Zone National High School   |                    | 482,000   | 482,000    |           |
|                                  | Sagay City Senior High School (Stand Alone)  |                    |           |            | 1,984,000 |
|                                  | Sagay National High School - Bulanon Extension   | 16,674,000         | 1,534,000 | 18,208,000 | 358,000   |
|                                  | Sagay National High School - Old Sagay Extension   | 14,077,000         | 1,219,000 | 15,296,000 |           |
|                                  | Sagay National High School- Lopez Jaena Extension  | 813,000            | 662,000   | 1,475,000  | 224,000   |
|                                  | Sagay National High School-General Luna Extension  | 1,619,000          | 372,000   | 1,991,000  |           |
|                                  | Sagay National High School-Rizal Extension   |                    | 546,000   | 546,000    | 150,000   |
|                                  | Serafin V. Aguilar Integrated School - Sewahon Extension   | 3,528,000          | 384,000   | 3,912,000  |           |
|                                  | Sherman Hill Integrated School   |                    | 273,000   | 273,000    |           |
|                                  | Division of San Carlos City  | 9,601,000          | 805,000   | 10,406,000 | 248,000   |
|                                  | Division Office - Proper   | 165,000            |           | 165,000    |           |
|                                  | Sipaway National High School (Quezon National High School Extension)                               | 9,436,000          | 805,000   | 10,241,000 | 248,000   |
|                                  | Division of Silay City   | 71,187,000         | 7,519,000 | 78,706,000 | 2,391,000 |
|                                  | Division Office - Proper   | 1,318,000          |           | 1,318,000  |           |
|                                  | Barangay Eustaquio Lopez National High School  | 18,963,000         | 1,832,000 | 20,795,000 | 553,000   |
|                                  | Don Albino & Doña Dolores Integrated School  | 4,696,000          | 510,000   | 5,206,000  | 150,000   |
|                                  | Don Felix T. Lacson Memorial National High School  | 8,654,000          | 936,000   | 9,590,000  | 188,000   |
|                                  | Don Serafin L. Golez Memorial Integrated School  | 2,992,000          | 355,000   | 3,347,000  | 150,000   |
|                                  | Doña Angeles Montinola Memorial High School  | 5,935,000          | 533,000   | 6,468,000  | 150,000   |
|                                  | Doña Montserrat Lopez Memorial High School - HPCO Extension  |                    | 442,000   | 442,000    | 150,000   |
|                                  | Doña Montserrat Lopez Memorial High School - Patag Extension                                       |                    | 327,000   | 327,000    | 150,000   |



| REGION / SDO / SECONDARY SCHOOLS |  |   | JUNIOR HIGH SCHOOL |             |               | SENIOR HS   |
|----------------------------------|--|---|--------------------|-------------|---------------|-------------|
|                                  |  |   | PS                 | MOOE        | TOTAL         | MOOE        |
|                                  |  | Guinhalaran Integrated School   | 9,681,000          | 802,000     | 10,483,000    | 150,000     |
|                                  |  | Lantawan Integrated School - Annex of Guinbalaon National High School | 3,827,000          | 372,000     | 4,199,000     | 150,000     |
|                                  |  | Napilas Integrated School   | 3,645,000          | 336,000     | 3,981,000     | 150,000     |
|                                  |  | Sibato Integrated School  | 3,373,000          | 312,000     | 3,685,000     | 150,000     |
|                                  |  | SPED Center - Silay South   | 4,285,000          | 335,000     | 4,620,000     | 150,000     |
|                                  |  | Violeta Integrated School   | 3,818,000          | 427,000     | 4,245,000     | 150,000     |
|                                  |  |   |                    |             |               |             |
|                                  |  | Division of Sipalay City  | 24,893,000         | 7,209,000   | 32,102,000    | 2,756,000   |
|                                  |  | Division Office - Proper  | 421,000            |             | 421,000       |             |
|                                  |  | Gil Montilla National High School - Barangay 5 Extension              | 15,661,000         | 1,168,000   | 16,829,000    | 541,000     |
|                                  |  | Gil Montilla National High School - Binulig Extension                 |                    | 653,000     | 653,000       | 195,000     |
|                                  |  | Gil Montilla National High School - Cabadiangan Extension             |                    | 662,000     | 662,000       | 218,000     |
|                                  |  | Gil Montilla National High School - Camindangan Extension             |                    | 834,000     | 834,000       | 282,000     |
|                                  |  | Gil Montilla National High School - Cartegena Extension               |                    | 763,000     | 763,000       | 404,000     |
|                                  |  | Gil Montilla National High School - Crossing Tanduy Extension         |                    | 318,000     | 318,000       | 150,000     |
|                                  |  | Gil Montilla National High School - Manlucahoc Extension              |                    | 582,000     | 582,000       | 296,000     |
|                                  |  | Jacinto Montilla Memorial National High School                        | 8,811,000          | 849,000     | 9,660,000     | 252,000     |
|                                  |  | Nabulao National High School - Cayhangan Extension                    |                    | 451,000     | 451,000       | 186,000     |
|                                  |  | Nabulao National High School - Miracalum Extension                    |                    | 691,000     | 691,000       | 232,000     |
|                                  |  | Tugas Integrated School   |                    | 238,000     | 238,000       |             |
|                                  |  |   |                    |             |               |             |
|                                  |  | Region VII - Central Visayas  | 3,234,263,000      | 442,786,000 | 3,677,049,000 | 149,997,000 |
|                                  |  |   |                    |             |               |             |
|                                  |  | Division of Bais City   | 70,011,000         | 8,822,000   | 78,833,000    | 2,809,000   |
|                                  |  | Division Office - Proper  | 1,696,000          |             | 1,696,000     |             |
|                                  |  | Bais City National High School - Cabugan Annex                        | 6,094,000          | 533,000     | 6,627,000     | 150,000     |
|                                  |  | Bais City National High School - Cambagahan                           | 7,190,000          | 505,000     | 7,695,000     | 150,000     |
|                                  |  | Bais City National High School - Okiot Annex                          | 7,283,000          | 423,000     | 7,706,000     | 150,000     |
|                                  |  | Bais City National High School - Cabanlutan Annex                     | 1,813,000          | 726,000     | 2,539,000     | 220,000     |
|                                  |  | Bais City National High School - Calasgaan Annex                      | 1,707,000          | 538,000     | 2,245,000     | 150,000     |
|                                  |  | Bais City National High School - Caluy-ahan                           | 843,000            | 412,000     | 1,255,000     | 150,000     |
|                                  |  | Bais City National High School - Dawis Annex                          | 1,235,000          | 438,000     | 1,673,000     | 150,000     |
|                                  |  | Bais City National High School - Lonoy NHS                            | 6,123,000          | 636,000     | 6,759,000     | 195,000     |
|                                  |  | Bais City National High School - Manlipac Annex                       | 1,655,000          | 612,000     | 2,267,000     | 150,000     |
|                                  |  | Bais City National High School - Mansagaban Annex                     | 7,158,000          | 548,000     | 7,706,000     | 160,000     |
|                                  |  | Bais City National High School - Panalaan NHS                         | 5,810,000          | 571,000     | 6,381,000     | 150,000     |
|                                  |  | Bais City National High School - Tagpo Annex                          | 6,348,000          | 466,000     | 6,814,000     | 150,000     |
|                                  |  | Bais City National High School - Tamisu                               |                    | 552,000     | 552,000       | 150,000     |
|                                  |  | Bais City Olympia National High School                                | 2,093,000          | 313,000     | 2,406,000     | 150,000     |
|                                  |  | Bais City Science High School   | 4,143,000          | 513,000     | 4,656,000     | 255,000     |
|                                  |  | Dodong Escaño Memorial High School (Bais City HS)                     | 7,073,000          | 629,000     | 7,702,000     | 179,000     |
|                                  |  | Tangculongan High School  | 1,747,000          | 407,000     | 2,154,000     | 150,000     |
|                                  |  |   |                    |             |               |             |
|                                  |  | Division of Bayawan City  | 33,477,000         | 12,667,000  | 46,144,000    | 4,700,000   |
|                                  |  | Division Office - Proper  | 609,000            |             | 609,000       |             |
|                                  |  | Abundio Agarpao, Sr. Memorial High School                             |                    | 553,000     | 553,000       | 150,000     |
|                                  |  | Actin High School   | 9,705,000          | 760,000     | 10,465,000    | 383,000     |
|                                  |  | Ali-is Integrated School  |                    | 394,000     | 394,000       | 150,000     |
|                                  |  | Antonio M. Lacson, Sr. Memorial High School                           |                    | 476,000     | 476,000       | 150,000     |
|                                  |  | Atilano B. Cabangal Memorial High School                              |                    | 455,000     | 455,000       | 150,000     |
|                                  |  | Bal-os National High School   | 1,177,000          | 658,000     | 1,835,000     | 373,000     |
|                                  |  | Banaybanay High School  |                    | 399,000     | 399,000       | 150,000     |
|                                  |  | Bayawan City Science High School                                      |                    | 399,000     | 399,000       | 284,000     |
|                                  |  | Bugay National High School  |                    | 587,000     | 587,000       | 150,000     |
|                                  |  | Cansumalig High School  |                    | 313,000     | 313,000       | 150,000     |
|                                  |  | Dawis National High School  |                    | 650,000     | 650,000       | 250,000     |
|                                  |  | Enzo Nicolai T. Teves High School                                     |                    | 517,000     | 517,000       | 204,000     |
|                                  |  | Kalamtukan National High School                                       |                    | 344,000     | 344,000       | 150,000     |
|                                  |  | Lapay National High School  |                    | 508,000     | 508,000       | 165,000     |
|                                  |  | Maglinao National High School   | 7,751,000          | 717,000     | 8,468,000     | 183,000     |
|                                  |  | Manduaw National High School  |                    | 415,000     | 415,000       | 150,000     |
|                                  |  | Minaba High School  |                    | 714,000     | 714,000       | 241,000     |
|                                  |  | Narra High School   | 6,298,000          | 616,000     | 6,914,000     | 176,000     |
|                                  |  | Omod High School  | 7,937,000          | 746,000     | 8,683,000     | 197,000     |
|                                  |  | Pagatban High School  |                    | 395,000     | 395,000       | 150,000     |
|                                  |  | San Jose High School  |                    | 388,000     | 388,000       | 150,000     |

| REGION / SDO / SECONDARY SCHOOLS |  |  | JUNIOR HIGH SCHOOL |            |             | SENIOR HS  |
|----------------------------------|--|--|--------------------|------------|-------------|------------|
|                                  |  |  | PS                 | MOOE       | TOTAL       | MOOE       |
|                                  |  | Tabuan Provincial Community High School  |                    | 621,000    | 621,000     | 150,000    |
|                                  |  | Tayawan High School  |                    | 662,000    | 662,000     | 294,000    |
|                                  |  | Villasol National High School  |                    | 380,000    | 380,000     | 150,000    |
|                                  |  |  |                    |            |             |            |
|                                  |  | Division of Bogo City  | 47,248,000         | 7,139,000  | 54,387,000  | 3,552,000  |
|                                  |  | Division Office - Proper   | 1,146,000          |            | 1,146,000   |            |
|                                  |  | Anonang Norte National High School   |                    | 265,000    | 265,000     |            |
|                                  |  | Anonang Sur National High School   | 3,672,000          | 540,000    | 4,212,000   | 150,000    |
|                                  |  | Banban National High School - Bartolome Pianar Memorial National High School Extension       |                    | 317,000    | 317,000     | 150,000    |
|                                  |  | Banban National High School, Binagbag High School  |                    | 530,000    | 530,000     | 176,000    |
|                                  |  | Banban National High School, Cayang High School Extension                                    | 2,007,000          | 582,000    | 2,589,000   | 150,000    |
|                                  |  | Banban National High School, Don Potenciano Catarata Memorial National High School Extension | 1,361,000          | 403,000    | 1,764,000   | 156,000    |
|                                  |  | Banban National High School, Lapaz High School Extension                                     | 1,606,000          | 647,000    | 2,253,000   | 150,000    |
|                                  |  | Banban National High School, Libertad High School Extension                                  | 2,929,000          | 769,000    | 3,698,000   | 293,000    |
|                                  |  | Banban National High School, Odlot High School Extension                                     | 470,000            | 395,000    | 865,000     | 181,000    |
|                                  |  | City of Bogo Science and Arts Academy  | 16,834,000         | 702,000    | 17,536,000  | 1,359,000  |
|                                  |  | Don Celestino Martinez, Sr. Taytayan Integrated School                                       | 1,214,000          | 416,000    | 1,630,000   | 150,000    |
|                                  |  | Don Jose (Pepe) Lepiten National High School   |                    | 220,000    | 220,000     |            |
|                                  |  | Jovencio N. Masong National High School  | 15,606,000         | 824,000    | 16,430,000  | 637,000    |
|                                  |  | Malingin National High School  |                    | 247,000    | 247,000     |            |
|                                  |  | Marcelo B. Fernan National High School   | 403,000            | 282,000    | 685,000     |            |
|                                  |  |  |                    |            |             |            |
|                                  |  | Division of Bohol  | 828,821,000        | 74,959,000 | 903,780,000 | 24,932,000 |
|                                  |  | Division Office - Proper   | 14,552,000         |            | 14,552,000  |            |
|                                  |  | Abaca Integrated School  | 403,000            | 259,000    | 662,000     |            |
|                                  |  | Ambassador Pablo R. Suarez, Jr. National High School   | 7,490,000          | 570,000    | 8,060,000   | 172,000    |
|                                  |  | Anda High School   | 3,809,000          | 484,000    | 4,293,000   | 160,000    |
|                                  |  | Anoling National High School   | 8,667,000          | 694,000    | 9,361,000   | 206,000    |
|                                  |  | Badiang National High School   | 6,552,000          | 587,000    | 7,139,000   | 211,000    |
|                                  |  | Bagongbanwa High School  | 1,643,000          | 382,000    | 2,025,000   | 150,000    |
|                                  |  | Bangwalog High School  |                    | 497,000    | 497,000     | 188,000    |
|                                  |  | Bantolinao National High School  | 12,566,000         | 864,000    | 13,430,000  | 369,000    |
|                                  |  | Basiao High School   | 2,048,000          | 467,000    | 2,515,000   | 150,000    |
|                                  |  | Bayawahan National High School   | 5,038,000          | 470,000    | 5,508,000   | 154,000    |
|                                  |  | Bonbonon High School   | 3,332,000          | 688,000    | 4,020,000   | 220,000    |
|                                  |  | Bugang High School   | 8,353,000          | 660,000    | 9,013,000   | 204,000    |
|                                  |  | Bugsoc High School   | 4,615,000          | 488,000    | 5,103,000   | 151,000    |
|                                  |  | Bulilis High School  | 4,521,000          | 731,000    | 5,252,000   | 239,000    |
|                                  |  | Busao National High School   | 7,697,000          | 589,000    | 8,286,000   | 172,000    |
|                                  |  | Cabanugan Integrated School  | 4,451,000          | 515,000    | 4,966,000   | 179,000    |
|                                  |  | Cabatan Integrated School  | 6,135,000          | 621,000    | 6,756,000   | 150,000    |
|                                  |  | Cabul-an National High School  | 8,853,000          | 576,000    | 9,429,000   | 247,000    |
|                                  |  | Cagting High School  | 8,982,000          | 670,000    | 9,652,000   | 312,000    |
|                                  |  | Calabacita National High School  | 7,158,000          | 425,000    | 7,583,000   | 150,000    |
|                                  |  | Calituban High School  | 9,257,000          | 787,000    | 10,044,000  | 151,000    |
|                                  |  | Camaya-an National High School   | 14,486,000         | 980,000    | 15,466,000  | 468,000    |
|                                  |  | Cambagui-Calinginan Norte High School  | 6,234,000          | 545,000    | 6,779,000   | 225,000    |
|                                  |  | Cambansag High School  | 403,000            | 252,000    | 655,000     |            |
|                                  |  | Cambuyo High School  | 876,000            | 389,000    | 1,265,000   | 211,000    |
|                                  |  | Campagao High School   |                    | 361,000    | 361,000     |            |
|                                  |  | Campamanog High School   |                    | 423,000    | 423,000     | 150,000    |
|                                  |  | Canangcaan Integrated School   | 3,402,000          | 418,000    | 3,820,000   |            |
|                                  |  | Candabong National High School   | 15,146,000         | 956,000    | 16,102,000  | 495,000    |
|                                  |  | Candijay High School   | 16,352,000         | 843,000    | 17,195,000  | 539,000    |
|                                  |  | Candijay Municipal High School   | 403,000            | 261,000    | 664,000     |            |
|                                  |  | Candungao High School  | 3,576,000          | 366,000    | 3,942,000   | 150,000    |
|                                  |  | Canhayupon National High School  | 8,064,000          | 709,000    | 8,773,000   | 238,000    |
|                                  |  | Canlaas High School  | 4,143,000          | 517,000    | 4,660,000   | 150,000    |
|                                  |  | Canmaya Diot High School   |                    | 357,000    | 357,000     |            |
|                                  |  | Cantubod National High School  | 10,159,000         | 714,000    | 10,873,000  | 216,000    |
|                                  |  | Catungawan National High School  | 11,659,000         | 819,000    | 12,478,000  | 284,000    |
|                                  |  | Cawayanan National High School   | 7,827,000          | 661,000    | 8,488,000   | 241,000    |
|                                  |  | Cayacay High School  | 2,457,000          | 577,000    | 3,034,000   | 177,000    |
|                                  |  | Cogtong National High School   | 9,874,000          | 730,000    | 10,604,000  | 431,000    |
|                                  |  | Concepcion National High School  | 7,463,000          | 614,000    | 8,077,000   | 286,000    |
|                                  |  | Cong. Pablo Malasarte National High School   | 16,338,000         | 799,000    | 17,137,000  | 307,000    |

| REGION / SDO / SECONDARY SCHOOLS |  |   | JUNIOR HIGH SCHOOL |           |            | SENIOR HS |
|----------------------------------|--|---|--------------------|-----------|------------|-----------|
|                                  |  |   | PS                 | MOOE      | TOTAL      | MOOE      |
|                                  |  | Cuaming High School   | 5,779,000          | 591,000   | 6,370,000  | 150,000   |
|                                  |  | Dagnawan Integrated School  | 6,689,000          | 541,000   | 7,230,000  | 150,000   |
|                                  |  | Danahaw Integrated School   | 3,390,000          | 392,000   | 3,782,000  | 150,000   |
|                                  |  | Daus High School  | 9,630,000          | 720,000   | 10,350,000 | 150,000   |
|                                  |  | De La Paz High School   |                    | 256,000   | 256,000    |           |
|                                  |  | Dimiao National High School   | 12,243,000         | 833,000   | 13,076,000 | 339,000   |
|                                  |  | Don Aguedo Reyes Maboloc Memorial National High School                      | 1,226,000          | 376,000   | 1,602,000  | 150,000   |
|                                  |  | Duero National High School  | 6,522,000          | 725,000   | 7,247,000  | 193,000   |
|                                  |  | Dusita High School  | 16,891,000         | 983,000   | 17,874,000 | 364,000   |
|                                  |  | Erico B. Aumentado High School  | 2,848,000          | 848,000   | 3,696,000  |           |
|                                  |  | Estaca Integrated School  | 810,000            | 323,000   | 1,133,000  |           |
|                                  |  | Eugenio V. Amores Memorial High School (Canmano HS)                         | 9,090,000          | 663,000   | 9,753,000  | 291,000   |
|                                  |  | Faraon National High School   | 11,857,000         | 613,000   | 12,470,000 | 245,000   |
|                                  |  | Fatima National High School   | 9,260,000          | 575,000   | 9,835,000  | 211,000   |
|                                  |  | Felix E. Bompat High School   | 829,000            | 358,000   | 1,187,000  |           |
|                                  |  | Fermin Tayabas National High School   | 4,688,000          | 485,000   | 5,173,000  | 150,000   |
|                                  |  | Francisco Dagohoy National High School                                      | 6,784,000          | 482,000   | 7,266,000  | 150,000   |
|                                  |  | Garcia-Hernandez High School  | 12,049,000         | 1,011,000 | 13,060,000 | 392,000   |
|                                  |  | Gaus High School  | 1,693,000          | 342,000   | 2,035,000  | 150,000   |
|                                  |  | Gov. Jacinto Borja National High School                                     | 6,389,000          | 670,000   | 7,059,000  | 254,000   |
|                                  |  | Guindacpan High School  |                    | 221,000   | 221,000    |           |
|                                  |  | Guinobatan High School  |                    | 204,000   | 204,000    |           |
|                                  |  | Guinsularan National High School  | 14,439,000         | 1,017,000 | 15,456,000 | 380,000   |
|                                  |  | Hagbuaya High School  | 4,266,000          | 502,000   | 4,768,000  | 150,000   |
|                                  |  | Haguilanan High School  | 6,171,000          | 509,000   | 6,680,000  | 150,000   |
|                                  |  | Hambabauran High School   |                    | 400,000   | 400,000    | 150,000   |
|                                  |  | Handumon National High School   | 10,432,000         | 730,000   | 11,162,000 | 151,000   |
|                                  |  | Hinawanan National High School  | 9,621,000          | 759,000   | 10,380,000 | 365,000   |
|                                  |  | Hingotangan National High School  | 11,162,000         | 791,000   | 11,953,000 | 300,000   |
|                                  |  | Inabanga North Integrated School  | 6,615,000          | 589,000   | 7,204,000  | 150,000   |
|                                  |  | Isabel Gujol Memorial High School   | 4,611,000          | 437,000   | 5,048,000  | 150,000   |
|                                  |  | Jagna High School   | 9,293,000          | 788,000   | 10,081,000 | 286,000   |
|                                  |  | Katipunan High School   |                    | 520,000   | 520,000    | 150,000   |
|                                  |  | Kauswagan National High School (Hinlayagan Annex)                           | 6,293,000          | 541,000   | 6,834,000  | 150,000   |
|                                  |  | Kinan-oan High School   | 10,383,000         | 703,000   | 11,086,000 | 335,000   |
|                                  |  | Lonoy National High School  | 13,953,000         | 882,000   | 14,835,000 | 357,000   |
|                                  |  | Loon South National High School   | 8,509,000          | 623,000   | 9,132,000  | 279,000   |
|                                  |  | Lourdes High School   | 1,619,000          | 366,000   | 1,985,000  | 158,000   |
|                                  |  | Lubang National High School   | 8,236,000          | 716,000   | 8,952,000  | 254,000   |
|                                  |  | Lungsodaan High School  | 810,000            | 311,000   | 1,121,000  | 150,000   |
|                                  |  | Mahanay High School   | 3,642,000          | 476,000   | 4,118,000  |           |
|                                  |  | Mantacida National High School  | 11,927,000         | 548,000   | 12,475,000 | 190,000   |
|                                  |  | Maomawan Integrated School  | 403,000            | 247,000   | 650,000    |           |
|                                  |  | Mayor Catalino Casoyla Memorial High School (Suba High School)              | 14,631,000         | 1,003,000 | 15,634,000 | 399,000   |
|                                  |  | Mayuga National High School   | 14,372,000         | 1,035,000 | 15,407,000 | 408,000   |
|                                  |  | Modesto G. Autida High School   | 403,000            | 262,000   | 665,000    |           |
|                                  |  | Nan-od High School  | 2,860,000          | 450,000   | 3,310,000  | 150,000   |
|                                  |  | Nueva Esperanza Integrated School   |                    | 218,000   | 218,000    |           |
|                                  |  | Oy National High School   | 4,685,000          | 365,000   | 5,050,000  | 150,000   |
|                                  |  | Pablo O. Lim Memorial High School - Valencia High School Annex              | 2,848,000          | 684,000   | 3,532,000  | 373,000   |
|                                  |  | Pagnito-an National High School   | 10,690,000         | 811,000   | 11,501,000 | 286,000   |
|                                  |  | Pamilacan High School   | 3,267,000          | 344,000   | 3,611,000  | 150,000   |
|                                  |  | Pandanon High School  | 4,099,000          | 481,000   | 4,580,000  |           |
|                                  |  | Panghagban High School  | 5,916,000          | 519,000   | 6,435,000  | 150,000   |
|                                  |  | Pedro S. Budiongan High School  | 6,257,000          | 673,000   | 6,930,000  | 150,000   |
|                                  |  | Policronio S. Dano, Sr. High School   | 13,794,000         | 800,000   | 14,594,000 | 273,000   |
|                                  |  | Ponciana E. Leoligao High School  | 6,600,000          | 523,000   | 7,123,000  | 150,000   |
|                                  |  | Ponciano F. Ramasola, Sr. High School                                       | 8,020,000          | 570,000   | 8,590,000  | 154,000   |
|                                  |  | Ponciano L. Padin National High School                                      | 1,226,000          | 565,000   | 1,791,000  | 200,000   |
|                                  |  | Pres. Carlos P. Garcia Memorial High School, Talibon                        | 26,879,000         | 825,000   | 27,704,000 | 150,000   |
|                                  |  | Quezon High School - Batuan National High School Annex                      | 4,208,000          | 417,000   | 4,625,000  | 150,000   |
|                                  |  | Rizal High School   | 3,795,000          | 479,000   | 4,274,000  | 150,000   |
|                                  |  | San Agustin National High School - Sta. Catalina National High School Annex | 1,219,000          | 526,000   | 1,745,000  | 222,000   |
|                                  |  | San Isidro Integrated School, Sagbayan                                      | 3,050,000          | 367,000   | 3,417,000  | 150,000   |
|                                  |  | San Isidro Integrated School, Talibon                                       | 12,654,000         | 649,000   | 13,303,000 | 150,000   |

| REGION / SDO / SECONDARY SCHOOLS |  | JUNIOR HIGH SCHOOL |            |             | SENIOR HS |
|----------------------------------|--|--------------------|------------|-------------|-----------|
|                                  |  | PS                 | MOOE       | TOTAL       | MOOE      |
|                                  | San Jose High School, Mabini   | 3,345,000          | 402,000    | 3,747,000   | 150,000   |
|                                  | San Jose Integrated School   | 810,000            | 323,000    | 1,133,000   |           |
|                                  | San Miguel-Puertos High School                                       | 4,154,000          | 601,000    | 4,755,000   | 179,000   |
|                                  | San Roque Integrated School  | 3,981,000          | 389,000    | 4,370,000   | 150,000   |
|                                  | Sandingan National High School                                       | 17,874,000         | 1,163,000  | 19,037,000  | 600,000   |
|                                  | Sebastian A. Jala Memorial High School                               | 2,993,000          | 366,000    | 3,359,000   | 150,000   |
|                                  | Soom Integrated School   | 4,115,000          | 481,000    | 4,596,000   | 150,000   |
|                                  | Sto. Niño High School  | 3,335,000          | 573,000    | 3,908,000   | 216,000   |
|                                  | Sto. Rosario Integrated School                                       |                    | 238,000    | 238,000     |           |
|                                  | Talibon National Agricultural School                                 |                    | 528,000    | 528,000     | 192,000   |
|                                  | Tambongan National High School                                       | 11,084,000         | 798,000    | 11,882,000  | 362,000   |
|                                  | Taming National High School  | 8,566,000          | 604,000    | 9,170,000   | 225,000   |
|                                  | Tangkigan Integrated School  | 1,632,000          | 337,000    | 1,969,000   |           |
|                                  | Tapal Integrated School  | 3,267,000          | 425,000    | 3,692,000   | 150,000   |
|                                  | Tubigon West Central High School                                     | 25,465,000         | 1,356,000  | 26,821,000  | 488,000   |
|                                  | Tubod Monte Integrated School  | 1,648,000          | 356,000    | 2,004,000   | 150,000   |
|                                  | Tubog Integrated School  | 4,557,000          | 430,000    | 4,987,000   |           |
|                                  | Tupas High School  |                    | 315,000    | 315,000     |           |
|                                  | Ubay National Science High School                                    | 13,465,000         | 953,000    | 14,418,000  | 628,000   |
|                                  | Ubojan Integrated School   | 403,000            | 307,000    | 710,000     |           |
|                                  | Valeriano Ganas High School  | 403,000            | 310,000    | 713,000     |           |
|                                  | Vallehermoso High School   |                    | 405,000    | 405,000     | 165,000   |
|                                  | Villa Milagrosa High School  | 5,696,000          | 820,000    | 6,516,000   | 307,000   |
|                                  | Zosimo Gulle Memorial National High School                           | 14,519,000         | 931,000    | 15,450,000  | 458,000   |
|                                  |  |                    |            |             |           |
|                                  | Division of Carcar City  | 84,897,000         | 7,251,000  | 92,148,000  | 2,812,000 |
|                                  | Division Office - Proper   | 1,246,000          |            | 1,246,000   |           |
|                                  | Can-asujan National High School                                      | 11,752,000         | 800,000    | 12,552,000  | 270,000   |
|                                  | Liburon National High School   | 6,541,000          | 793,000    | 7,334,000   | 150,000   |
|                                  | Maximiano Noel National High School (Guadalupe National High School) | 21,803,000         | 1,380,000  | 23,183,000  | 381,000   |
|                                  | Ocaña National High School (Kalangyawon Extension)                   |                    | 405,000    | 405,000     | 150,000   |
|                                  | Perrelos National High School  | 9,135,000          | 765,000    | 9,900,000   | 150,000   |
|                                  | Pit-os National High School  |                    | 295,000    | 295,000     | 150,000   |
|                                  | Puesto Integrated School   |                    | 271,000    | 271,000     | 150,000   |
|                                  | Roberto Sato National High School                                    | 19,234,000         | 840,000    | 20,074,000  | 270,000   |
|                                  | Tal-ut National High School  | 4,170,000          | 589,000    | 4,759,000   | 150,000   |
|                                  | Tuyom National High School   | 5,451,000          | 571,000    | 6,022,000   |           |
|                                  | Tuyom Senior High School   |                    |            |             | 819,000   |
|                                  | Valencia National High School  | 5,565,000          | 542,000    | 6,107,000   | 172,000   |
|                                  |  |                    |            |             |           |
|                                  | Division of Cebu City  | 281,889,000        | 32,838,000 | 314,727,000 | 8,863,000 |
|                                  | Division Office - Proper   | 4,947,000          |            | 4,947,000   |           |
|                                  | Agsungot National High School  | 4,810,000          | 518,000    | 5,328,000   | 156,000   |
|                                  | Alaska High School   |                    | 748,000    | 748,000     | 300,000   |
|                                  | Babag National High School   | 6,324,000          | 640,000    | 6,964,000   | 200,000   |
|                                  | Banilad National High School   | 2,471,000          | 928,000    | 3,399,000   | 332,000   |
|                                  | Barrio Luz National High School (Night)                              | 18,592,000         | 1,373,000  | 19,965,000  | 150,000   |
|                                  | Basak Community High School  | 12,312,000         | 1,484,000  | 13,796,000  | 431,000   |
|                                  | Binaliw National High School   | 5,878,000          | 504,000    | 6,382,000   | 150,000   |
|                                  | Bitlang Integrated School  | 467,000            | 365,000    | 832,000     | 150,000   |
|                                  | Budlaan Integrated School  | 470,000            | 487,000    | 957,000     |           |
|                                  | Bulacao National High School (Night)                                 | 17,784,000         | 1,562,000  | 19,346,000  | 374,000   |
|                                  | Cantipla Integrated School   | 470,000            | 379,000    | 849,000     | 150,000   |
|                                  | City Central National High School (Night)                            | 20,324,000         | 1,566,000  | 21,890,000  | 174,000   |
|                                  | Dr. Emilio Osmeña National High School                               | 435,000            | 487,000    | 922,000     | 150,000   |
|                                  | First High School for the Hearing Impaired                           |                    | 400,000    | 400,000     | 150,000   |
|                                  | Inayawan National High School (Night)                                | 18,869,000         | 1,429,000  | 20,298,000  | 458,000   |
|                                  | Lahug National High School (Night)                                   | 30,970,000         | 2,455,000  | 33,425,000  | 788,000   |
|                                  | Lusaran National High School   | 9,593,000          | 758,000    | 10,351,000  | 224,000   |
|                                  | Mabini Integrated School   | 5,027,000          | 454,000    | 5,481,000   | 150,000   |
|                                  | Malubog High School (Busay National High School Extension)           | 5,164,000          | 519,000    | 5,683,000   |           |
|                                  | Oprra National High School (Night)                                   | 18,896,000         | 1,453,000  | 20,349,000  | 344,000   |
|                                  | Pamutan Integrated School  |                    | 349,000    | 349,000     | 150,000   |
|                                  | Paril National High School   | 2,845,000          | 427,000    | 3,272,000   | 150,000   |
|                                  | Pasil National High School (Night)                                   |                    | 560,000    | 560,000     | 161,000   |
|                                  | Punta Princesa National High School (Night)                          | 12,652,000         | 1,070,000  | 13,722,000  | 294,000   |
|                                  | Quiot High School  |                    | 1,002,000  | 1,002,000   |           |

| REGION / SDO / SECONDARY SCHOOLS |  |   | JUNIOR HIGH SCHOOL |             |             | SENIOR HS  |
|----------------------------------|--|---|--------------------|-------------|-------------|------------|
|                                  |  |   | PS                 | MOOE        | TOTAL       | MOOE       |
|                                  |  | Regino Mercado National High School (Night)   |                    | 550,000     | 550,000     | 177,000    |
|                                  |  | Sibugay High School   | 3,983,000          | 544,000     | 4,527,000   | 150,000    |
|                                  |  | Sinsin National High School   | 5,068,000          | 440,000     | 5,508,000   | 150,000    |
|                                  |  | Sirao National High School  | 5,921,000          | 459,000     | 6,380,000   | 150,000    |
|                                  |  | Sudlon National High School   | 9,344,000          | 870,000     | 10,214,000  | 305,000    |
|                                  |  | Tabunan National High School  |                    | 322,000     | 322,000     | 150,000    |
|                                  |  | Tagba-o National High School  |                    | 302,000     | 302,000     |            |
|                                  |  | Taptap Integrated School  |                    | 333,000     | 333,000     | 163,000    |
|                                  |  | Tejero National High School (Night)   | 25,794,000         | 2,108,000   | 27,902,000  | 225,000    |
|                                  |  | Tisa Night High School  | 5,240,000          | 2,281,000   | 7,521,000   | 1,135,000  |
|                                  |  | Toong National High School (Night)  | 1,370,000          | 623,000     | 1,993,000   | 222,000    |
|                                  |  | Vicente B. Cosido Memorial National High School (Cambinocot National High School)                         | 5,920,000          | 588,000     | 6,508,000   | 202,000    |
|                                  |  | Zapatera National High School (Night)   | 19,949,000         | 1,501,000   | 21,450,000  | 248,000    |
|                                  |  |   |                    |             |             |            |
|                                  |  | Division of Cebu Province   | 801,345,000        | 148,653,000 | 949,998,000 | 54,399,000 |
|                                  |  | Division Office - Proper  | 20,242,000         |             | 20,242,000  |            |
|                                  |  | Alcantara National High School (Badian NHS - Alcantara NHS Extension)                                     | 403,000            | 877,000     | 1,280,000   | 484,000    |
|                                  |  | Alcoy High School - Nug-as National High School   |                    | 800,000     | 800,000     | 211,000    |
|                                  |  | Alcoy National High School  | 25,926,000         | 1,764,000   | 27,690,000  | 633,000    |
|                                  |  | Aloguisan National High School - Angilan National High School Extension                                   |                    | 626,000     | 626,000     | 321,000    |
|                                  |  | Anapog Integrated School  |                    | 445,000     | 445,000     | 150,000    |
|                                  |  | Antipolo Integrated School  |                    | 315,000     | 315,000     |            |
|                                  |  | Arcelo Memorial National High School (San Vicente MNHS) - Arcelo Memorial National High School - Night HS |                    | 332,000     | 332,000     | 150,000    |
|                                  |  | Arcelo Memorial National High School (San Vicente MNHS)- Poblacion Extension                              |                    | 1,013,000   | 1,013,000   | 1,973,000  |
|                                  |  | Argao National High School  | 32,868,000         | 2,884,000   | 35,752,000  | 1,632,000  |
|                                  |  | Argawanon Integrated School   | 2,023,000          | 666,000     | 2,689,000   | 273,000    |
|                                  |  | B. Minolos Integrated School  |                    | 442,000     | 442,000     |            |
|                                  |  | Badian National High School - Manduyong Extension   |                    | 385,000     | 385,000     |            |
|                                  |  | Badian National High School - Sanlagan Extension  |                    | 372,000     | 372,000     |            |
|                                  |  | Badian National High School - Tubod National High School Extension  |                    | 485,000     | 485,000     | 150,000    |
|                                  |  | Bagalnga Integrated School  | 2,429,000          | 663,000     | 3,092,000   | 150,000    |
|                                  |  | Bakhawan National High School   | 8,225,000          | 711,000     | 8,936,000   | 287,000    |
|                                  |  | Bala National High School - Busay National High School Extension  |                    | 500,000     | 500,000     | 150,000    |
|                                  |  | Balao National High School  | 13,828,000         | 999,000     | 14,827,000  | 456,000    |
|                                  |  | Balungag National High School   |                    | 355,000     | 355,000     | 150,000    |
|                                  |  | Bantayan National High School - Putian Annex  |                    | 1,656,000   | 1,656,000   | 745,000    |
|                                  |  | Bantayan Science High School  | 4,918,000          | 480,000     | 5,398,000   | 321,000    |
|                                  |  | Batad Integrated School   |                    | 352,000     | 352,000     |            |
|                                  |  | Biasong National High School  |                    | 402,000     | 402,000     | 150,000    |
|                                  |  | Boljoon National High School - El Pardo Extension   |                    | 615,000     | 615,000     | 150,000    |
|                                  |  | Boljoon National High School - Lunop Extension  |                    | 502,000     | 502,000     | 150,000    |
|                                  |  | Bonbon Integrated School  |                    | 372,000     | 372,000     |            |
|                                  |  | Botigues Integrated School  |                    | 563,000     | 563,000     |            |
|                                  |  | Buanoy National High School - Cabagdalan NHS Extension  |                    | 436,000     | 436,000     | 150,000    |
|                                  |  | Buanoy National High School - Gaas NHS Extension  |                    | 519,000     | 519,000     | 232,000    |
|                                  |  | Buanoy National High School - Ginatilan NHS Extension   | 876,000            | 436,000     | 1,312,000   | 150,000    |
|                                  |  | Buanoy National High School - Lamesa NHS Extension  |                    | 589,000     | 589,000     | 271,000    |
|                                  |  | Buanoy National High School - Nangka NHS Extension  |                    | 1,150,000   | 1,150,000   | 1,343,000  |
|                                  |  | Buanoy National High School - Night Extension   | 9,464,000          | 459,000     | 9,923,000   | 150,000    |
|                                  |  | Bugho Integrated School, Moalboal   |                    | 295,000     | 295,000     |            |
|                                  |  | Bugho Integrated School, San Fernando   |                    | 240,000     | 240,000     |            |
|                                  |  | Bulak National High School - Tubod Duguan Extension   | 773,000            | 472,000     | 1,245,000   | 225,000    |
|                                  |  | Bulangsuran Integrated School   | 1,214,000          | 425,000     | 1,639,000   |            |
|                                  |  | Bulasa National High School   | 8,884,000          | 837,000     | 9,721,000   | 282,000    |
|                                  |  | Bunakan Integrated School   | 4,046,000          | 707,000     | 4,753,000   |            |
|                                  |  | Busogon Integrated School   |                    | 297,000     | 297,000     | 150,000    |
|                                  |  | Cabadiangan Integrated School, Alcantara  | 3,239,000          | 540,000     | 3,779,000   |            |
|                                  |  | Cabadiangan Integrated School, Compostela   |                    | 435,000     | 435,000     |            |
|                                  |  | Cabatbatan Integrated School  |                    | 303,000     | 303,000     |            |
|                                  |  | Calambua Integrated School  | 4,046,000          | 527,000     | 4,573,000   | 150,000    |
|                                  |  | Calape National High School - Bateria Extension   |                    | 560,000     | 560,000     | 399,000    |

| REGION / SDO / SECONDARY SCHOOLS |  |   | JUNIOR HIGH SCHOOL |           |            | SENIOR HS |
|----------------------------------|--|---|--------------------|-----------|------------|-----------|
|                                  |  |   | PS                 | MOOE      | TOTAL      | MOOE      |
|                                  |  | Calape National High School - Carnaza NHS Extension   |                    | 508,000   | 508,000    | 170,000   |
|                                  |  | Calape National High School - Malingin NHS Extension  |                    | 483,000   | 483,000    | 220,000   |
|                                  |  | Calape National High School - Tominjao Extension  | 751,000            | 878,000   | 1,629,000  | 358,000   |
|                                  |  | Calbasaan Integrated School   |                    | 226,000   | 226,000    |           |
|                                  |  | Calero Integrated School  |                    | 564,000   | 564,000    | 309,000   |
|                                  |  | Calumbuyan National High School (Teodoro B. Dosados Memorial National High School)                        | 14,239,000         | 770,000   | 15,009,000 | 213,000   |
|                                  |  | Camotes National High School - Cabongan NHS Extension   |                    | 774,000   | 774,000    | 740,000   |
|                                  |  | Camp 7 National High School   | 9,394,000          | 771,000   | 10,165,000 | 211,000   |
|                                  |  | Cañang National High School - Oslob National High School Extension  |                    | 372,000   | 372,000    | 150,000   |
|                                  |  | Canhabagat Integrated School  |                    | 281,000   | 281,000    |           |
|                                  |  | Cansaloay Integrated School   | 3,239,000          | 409,000   | 3,648,000  | 150,000   |
|                                  |  | Caputatan Norte Integrated School   |                    | 346,000   | 346,000    |           |
|                                  |  | Carmen National High School - Cawasan National High School  |                    | 366,000   | 366,000    | 150,000   |
|                                  |  | Carmen National High School - Cabalawan NHS   |                    | 593,000   | 593,000    | 257,000   |
|                                  |  | Carmen National High School - Cantumog NHS  |                    | 1,052,000 | 1,052,000  | 229,000   |
|                                  |  | Carmen National High School - Night Extension   |                    | 300,000   | 300,000    | 154,000   |
|                                  |  | Casay National High School  | 13,999,000         | 1,085,000 | 15,084,000 | 369,000   |
|                                  |  | Catarman Integrated School  |                    | 189,000   | 189,000    |           |
|                                  |  | Catmon Integrated School  | 3,239,000          | 946,000   | 4,185,000  | 323,000   |
|                                  |  | Catmon National High School - Ceferino Sususco NHS  |                    | 592,000   | 592,000    | 177,000   |
|                                  |  | Catmon National High School - Tinabyonan NHS Extension  |                    | 520,000   | 520,000    | 150,000   |
|                                  |  | Cawayan National High School  | 8,141,000          | 716,000   | 8,857,000  | 273,000   |
|                                  |  | Ciriaco V. Paradela Integrated School   |                    | 212,000   | 212,000    |           |
|                                  |  | Cogon National High School - Hipolito Boquecosa MNHS (Bulogan National High School Extension)             |                    | 393,000   | 393,000    | 150,000   |
|                                  |  | Colawin National High School - Mandilikit Extension   | 773,000            | 359,000   | 1,132,000  | 156,000   |
|                                  |  | Colonia National High School  | 12,546,000         | 1,077,000 | 13,623,000 | 465,000   |
|                                  |  | Compostela National High School - Evening Class   | 2,831,000          | 312,000   | 3,143,000  | 202,000   |
|                                  |  | Consolacion National High School - Consolacion Night HS   |                    | 1,202,000 | 1,202,000  | 530,000   |
|                                  |  | Consolacion National High School - Jugan NHS Extension  | 403,000            | 1,050,000 | 1,453,000  | 222,000   |
|                                  |  | Consolacion National High School - Pulpogan NHS Extension   |                    | 895,000   | 895,000    | 420,000   |
|                                  |  | Consolacion National High School - Tolotolo National High School Extension                                |                    | 455,000   | 455,000    | 150,000   |
|                                  |  | Consolacion National High School - Tugbungan NHS  |                    | 1,076,000 | 1,076,000  | 224,000   |
|                                  |  | Consuelo National High School   | 11,616,000         | 870,000   | 12,486,000 | 417,000   |
|                                  |  | Cordova National High School  | 3,060,000          | 1,939,000 | 4,999,000  | 1,565,000 |
|                                  |  | Cuanos Integrated School  |                    | 344,000   | 344,000    |           |
|                                  |  | Daanbantayan National High School - SK Luis P. Cañete, Sr. Extension                                      |                    | 373,000   | 373,000    | 150,000   |
|                                  |  | Daantabogon National High School (Doña Liling Neis Negapatan Memorial NHS-Daantabogon NHS Extension)      |                    | 395,000   | 395,000    | 158,000   |
|                                  |  | Dalaguete National High School - Calerohan NHS  |                    | 578,000   | 578,000    | 227,000   |
|                                  |  | Dalaguete National High School - Caliongan NHS  |                    | 741,000   | 741,000    | 150,000   |
|                                  |  | Dalaguete National High School - Manlapay NHS   |                    | 711,000   | 711,000    | 353,000   |
|                                  |  | Dalaguete National High School - Mantalongan NHS  |                    | 2,211,000 | 2,211,000  | 1,029,000 |
|                                  |  | Dapdap Integrated School  |                    | 259,000   | 259,000    |           |
|                                  |  | Dapdap National High School   | 16,446,000         | 873,000   | 17,319,000 | 151,000   |
|                                  |  | Don Esteban Nolasco Memorial National High School   | 8,164,000          | 454,000   | 8,618,000  | 150,000   |
|                                  |  | Don Esteban Nolasco Memorial National High School - Horacio Franco MNHS Extension                         |                    | 439,000   | 439,000    | 165,000   |
|                                  |  | Don Felomino M. Torres Memorial National High School  | 1,690,000          | 466,000   | 2,156,000  | 218,000   |
|                                  |  | Doña Liling Neis Negapatan Memorial National High School - Loreto Remedios National High School Extension |                    | 394,000   | 394,000    | 150,000   |
|                                  |  | Dumalan National High School  |                    | 564,000   | 564,000    |           |
|                                  |  | Dumanjug National High School, Bitoon National Vocational High School, Poblacion Extension                | 467,000            | 1,519,000 | 1,986,000  | 912,000   |
|                                  |  | Esperanza Integrated School   |                    | 225,000   | 225,000    |           |
|                                  |  | Garing National High School   | 10,202,000         | 784,000   | 10,986,000 | 174,000   |
|                                  |  | Garing National High School - Lanipga NHS Extension   | 470,000            | 344,000   | 814,000    | 150,000   |
|                                  |  | Gibitngil Integrated School   | 1,619,000          | 426,000   | 2,045,000  | 150,000   |
|                                  |  | Giloctog National High School   | 12,918,000         | 573,000   | 13,491,000 |           |
|                                  |  | Giloctog National High School, Bolocboloc NHS Extension   |                    | 452,000   | 452,000    | 150,000   |
|                                  |  | Gilutongan Integrated School  | 3,239,000          | 422,000   | 3,661,000  |           |
|                                  |  | Ginatilan Integrated School   |                    | 510,000   | 510,000    |           |
|                                  |  | Greenhills National High School   | 8,764,000          | 543,000   | 9,307,000  | 150,000   |
|                                  |  | Guindaruhan National High School  | 9,148,000          | 1,009,000 | 10,157,000 | 349,000   |



| REGION / SDO / SECONDARY SCHOOLS |  |  | JUNIOR HIGH SCHOOL |           |            | SENIOR HS |
|----------------------------------|--|--|--------------------|-----------|------------|-----------|
|                                  |  |  | PS                 | MOOE      | TOTAL      | MOOE      |
|                                  |  | Guiwanon National High School  | 12,005,000         | 827,000   | 12,832,000 | 257,000   |
|                                  |  | Hagnaya IS   |                    | 284,000   | 284,000    |           |
|                                  |  | Hilantagaan National High School Extension   |                    | 762,000   | 762,000    | 296,000   |
|                                  |  | Hilotongan Integrated School   | 4,451,000          | 578,000   | 5,029,000  | 158,000   |
|                                  |  | Ilaya Integrated School  |                    | 291,000   | 291,000    |           |
|                                  |  | Ilihan Integrated School   | 2,429,000          | 763,000   | 3,192,000  | 254,000   |
|                                  |  | Inghoy National High School  | 810,000            | 382,000   | 1,192,000  | 150,000   |
|                                  |  | Ireneo V. Diamante National High School  | 810,000            | 599,000   | 1,409,000  | 190,000   |
|                                  |  | Jose Chona Jo Integrated School  | 26,196,000         | 1,510,000 | 27,706,000 | 612,000   |
|                                  |  | Jose R. Martinez Memorial National High School   | 2,905,000          | 398,000   | 3,303,000  | 150,000   |
|                                  |  | Julian Enad National High School   | 5,749,000          | 674,000   | 6,423,000  | 279,000   |
|                                  |  | Jumangpas National High School - Samboan Extension   |                    | 544,000   | 544,000    | 206,000   |
|                                  |  | Kabalawan Integrated School  |                    | 352,000   | 352,000    |           |
|                                  |  | Kal-anan National High School  | 10,376,000         | 784,000   | 11,160,000 | 167,000   |
|                                  |  | Kalangahan National High School  |                    | 488,000   | 488,000    | 150,000   |
|                                  |  | Kanluma Integrated School  |                    | 231,000   | 231,000    |           |
|                                  |  | Kansi National High School   | 4,046,000          | 506,000   | 4,552,000  | 150,000   |
|                                  |  | Kantubaon Integrated School  |                    | 247,000   | 247,000    |           |
|                                  |  | Kawit National High School - Almacin Torrevillas National High School (Lamintak) Extension | 12,286,000         | 1,006,000 | 13,292,000 | 364,000   |
|                                  |  | Kawit National High School - Curva NHS Extension   |                    | 937,000   | 937,000    | 486,000   |
|                                  |  | Kawit National High School - Medellin Science NHS Extension                                |                    | 452,000   | 452,000    | 209,000   |
|                                  |  | Kinartacan National High School  |                    | 1,045,000 | 1,045,000  | 568,000   |
|                                  |  | Kinawahan Integrated School  | 810,000            | 475,000   | 1,285,000  | 150,000   |
|                                  |  | Kodia Integrated School  | 1,214,000          | 476,000   | 1,690,000  |           |
|                                  |  | Lamak National High School   | 1,619,000          | 475,000   | 2,094,000  | 167,000   |
|                                  |  | Lanao Integrated School  |                    | 242,000   | 242,000    |           |
|                                  |  | Lanao National High School   | 10,218,000         | 705,000   | 10,923,000 | 150,000   |
|                                  |  | Lanao National High School - Pilar Dapdap NHS Extension                                    |                    | 296,000   | 296,000    | 150,000   |
|                                  |  | Langin National High School - Ronda National High School Poblacion Extension               |                    | 865,000   | 865,000    | 429,000   |
|                                  |  | Lantawan Integrated School   | 403,000            | 413,000   | 816,000    | 150,000   |
|                                  |  | Lataban National High School   |                    | 482,000   | 482,000    | 150,000   |
|                                  |  | Libaong National High School   | 7,208,000          | 543,000   | 7,751,000  | 167,000   |
|                                  |  | Liki Integrated School   | 1,214,000          | 428,000   | 1,642,000  | 150,000   |
|                                  |  | Liloan National High School Extension Don Bosco  |                    | 822,000   | 822,000    | 150,000   |
|                                  |  | Lipayran Integrated School   |                    | 535,000   | 535,000    |           |
|                                  |  | Logon National High School   |                    | 672,000   | 672,000    | 268,000   |
|                                  |  | Lorenzo S. Tanza Memorial National High School (Union National High School)                | 14,555,000         | 1,206,000 | 15,761,000 | 548,000   |
|                                  |  | Lubo Integrated School   |                    | 252,000   | 252,000    |           |
|                                  |  | Luciano B. Rama, Sr. Memorial National High School - Zosimo E. Fabroa MNHS Extension       | 3,276,000          | 504,000   | 3,780,000  | 296,000   |
|                                  |  | Luciano B. Rama, Sr. Memorial National High School (Esperanza National High School)        | 19,413,000         | 1,281,000 | 20,694,000 | 467,000   |
|                                  |  | Lucio O. Arquillano Integrated School  |                    | 303,000   | 303,000    |           |
|                                  |  | Luhod National High School   | 7,684,000          | 690,000   | 8,374,000  | 266,000   |
|                                  |  | Lusong National High School  |                    | 256,000   | 256,000    |           |
|                                  |  | Luyang National High School  |                    | 620,000   | 620,000    | 323,000   |
|                                  |  | Mabunao National High School - Juan Pamplona Extension                                     |                    | 338,000   | 338,000    | 150,000   |
|                                  |  | Madridejos National High School - San Agustin High School Extension                        |                    | 943,000   | 943,000    | 451,000   |
|                                  |  | Magsico National High School   | 13,475,000         | 951,000   | 14,426,000 | 452,000   |
|                                  |  | Mahanlud National High School  | 403,000            | 296,000   | 699,000    | 150,000   |
|                                  |  | Malolos National High School   | 7,743,000          | 721,000   | 8,464,000  | 264,000   |
|                                  |  | Manatad National High School   | 4,454,000          | 593,000   | 5,047,000  | 172,000   |
|                                  |  | Manduang Integrated School   |                    | 334,000   | 334,000    |           |
|                                  |  | Mangaco Integrated School  | 1,619,000          | 349,000   | 1,968,000  |           |
|                                  |  | Manguiao National High School  |                    | 550,000   | 550,000    | 225,000   |
|                                  |  | Mangyan National High School   | 4,819,000          | 472,000   | 5,291,000  | 150,000   |
|                                  |  | Maño IS  |                    | 309,000   | 309,000    |           |
|                                  |  | Mantalongon National High School   | 32,924,000         | 2,166,000 | 35,090,000 | 830,000   |
|                                  |  | Mar & Dorie Darunday National High School (Mangase National High School)                   | 3,239,000          | 553,000   | 3,792,000  | 190,000   |
|                                  |  | Marikaban Integrated School  | 2,023,000          | 605,000   | 2,628,000  | 153,000   |
|                                  |  | Medellin High School (Kawit National High School Extension)                                | 25,097,000         | 1,661,000 | 26,758,000 | 768,000   |
|                                  |  | Milan-Cantuod National High School   |                    | 298,000   | 298,000    | 150,000   |
|                                  |  | Minglanilla Science High School  | 15,662,000         | 839,000   | 16,501,000 | 255,000   |

| REGION / SDO / SECONDARY SCHOOLS |   | JUNIOR HIGH SCHOOL |           |            | SENIOR HS |
|----------------------------------|---|--------------------|-----------|------------|-----------|
|                                  |   | PS                 | MOOE      | TOTAL      | MOOE      |
|                                  | Mohon Integrated School   | 4,451,000          | 526,000   | 4,977,000  |           |
|                                  | Montaneza National High School - Cerdeña National High School Extension                             | 4,691,000          | 465,000   | 5,156,000  | 150,000   |
|                                  | Montaneza National High School - Sorsogon Extension   |                    | 386,000   | 386,000    | 150,000   |
|                                  | Montealegre National High School - Putat NHS Extension  |                    | 523,000   | 523,000    | 239,000   |
|                                  | Montealegre National High School - Tuburan NHS Extension  |                    | 2,086,000 | 2,086,000  | 1,909,000 |
|                                  | Montpeller National High School   |                    | 450,000   | 450,000    | 165,000   |
|                                  | Mulao National High School - Compostela Science and Technology                                      | 4,451,000          | 731,000   | 5,182,000  | 280,000   |
|                                  | Nangka National High School   |                    | 543,000   | 543,000    |           |
|                                  | Oboob Integrated School   | 810,000            | 382,000   | 1,192,000  | 150,000   |
|                                  | Oslob National High School (Santander NHS) - Don Apolonio Abines Sr. Memorial High School Extension |                    | 1,054,000 | 1,054,000  | 836,000   |
|                                  | Palanas Integrated School   | 810,000            | 386,000   | 1,196,000  | 150,000   |
|                                  | Panadtaran Integrated School  |                    | 242,000   | 242,000    |           |
|                                  | Pansoy Integrated School  |                    | 295,000   | 295,000    |           |
|                                  | Pasol-Pugalo Integrated School  | 4,451,000          | 472,000   | 4,923,000  | 150,000   |
|                                  | Patupat National High School - Cagay NHS Extension  |                    | 484,000   | 484,000    | 197,000   |
|                                  | Patupat National High School (Guibungan NHS Extension)  |                    | 506,000   | 506,000    | 150,000   |
|                                  | Paulo Gallarde Sr. Integrated School  |                    | 216,000   | 216,000    |           |
|                                  | Paypay National High School (Calape National High School - Paypay NHS Extension)                    |                    | 601,000   | 601,000    | 300,000   |
|                                  | Pilar National High School  | 14,534,000         | 865,000   | 15,399,000 | 291,000   |
|                                  | Pinamungajan National High School - Anapog NHS Extension  | 764,000            | 586,000   | 1,350,000  | 243,000   |
|                                  | Pinamungajan National High School - Anislag NHS Extension   |                    | 466,000   | 466,000    | 169,000   |
|                                  | Pinamungajan National High School - Lut-od NHS Extension  | 764,000            | 624,000   | 1,388,000  | 195,000   |
|                                  | Pinamungajan National High School - Night Extension   |                    | 293,000   | 293,000    | 150,000   |
|                                  | Puertobello National High School  | 13,387,000         | 907,000   | 14,294,000 | 319,000   |
|                                  | Puertobello National High School - Poblacion Extension  |                    | 450,000   | 450,000    | 204,000   |
|                                  | Pungtod National High School  |                    | 468,000   | 468,000    | 184,000   |
|                                  | Rosario National High School  | 15,453,000         | 1,067,000 | 16,520,000 | 337,000   |
|                                  | Salag National High School  | 3,642,000          | 420,000   | 4,062,000  | 150,000   |
|                                  | Salamanca National High School  | 8,012,000          | 535,000   | 8,547,000  | 150,000   |
|                                  | Samboan High School (San Sebastian National High School Extension)                                  | 24,201,000         | 1,701,000 | 25,902,000 | 797,000   |
|                                  | San Antonio Integrated School   |                    | 223,000   | 223,000    |           |
|                                  | San Fernando National High School   | 16,199,000         | 1,134,000 | 17,333,000 | 348,000   |
|                                  | San Fernando Open & Night High School   |                    | 238,000   | 238,000    |           |
|                                  | San Jose National High School   | 10,792,000         | 834,000   | 11,626,000 | 204,000   |
|                                  | San Miguel National High School   | 14,575,000         | 952,000   | 15,527,000 | 300,000   |
|                                  | Sangat National High School - Balud NHS Extension   | 3,760,000          | 762,000   | 4,522,000  | 365,000   |
|                                  | Santa Fe National High School - Doong NHS Extension   |                    | 540,000   | 540,000    | 477,000   |
|                                  | Santa Filomena High School - Madridejos NHS Extension   |                    | 691,000   | 691,000    | 364,000   |
|                                  | Santa Filomena National High School   | 30,348,000         | 782,000   | 31,130,000 | 300,000   |
|                                  | Santa Lucia National High School - Sta. Rita Extension  |                    | 563,000   | 563,000    | 248,000   |
|                                  | Santiago National High School   | 8,028,000          | 723,000   | 8,751,000  | 236,000   |
|                                  | Sillon Integrated School  | 1,509,000          | 695,000   | 2,204,000  | 337,000   |
|                                  | Sogod National High School  |                    | 505,000   | 505,000    |           |
|                                  | South Poblacion National High School - Math & Science School  |                    | 252,000   | 252,000    |           |
|                                  | Sta. Rita Integrated School   |                    | 217,000   | 217,000    |           |
|                                  | Sulungan Integrated School  | 3,642,000          | 733,000   | 4,375,000  | 294,000   |
|                                  | Sumon Integrated School   |                    | 226,000   | 226,000    |           |
|                                  | Tabionan Integrated School  |                    | 255,000   | 255,000    |           |
|                                  | Tabunan National High School - Bongdo NHS Extension   |                    | 371,000   | 371,000    | 150,000   |
|                                  | Tabunan National High School - Borbon NHS Extension   |                    | 703,000   | 703,000    | 163,000   |
|                                  | Tabunan National High School - Campusong NHS Extension  |                    | 351,000   | 351,000    | 150,000   |
|                                  | Tabunan National High School - Doña Milagros NHS Extension  |                    | 513,000   | 513,000    | 263,000   |
|                                  | Tabunan National High School - Liki NHS Extension   |                    | 503,000   | 503,000    | 305,000   |
|                                  | Tabunan National High School - Mohon NHS Extension  |                    | 523,000   | 523,000    | 341,000   |
|                                  | Tag-ubi Integrated School   |                    | 248,000   | 248,000    |           |
|                                  | Talaga National High School   | 11,053,000         | 880,000   | 11,933,000 | 291,000   |
|                                  | Talisay Integrated School   |                    | 292,000   | 292,000    |           |
|                                  | Taloot Integrated School  |                    | 420,000   | 420,000    |           |
|                                  | Tambongon Integrated School   |                    | 456,000   | 456,000    | 167,000   |
|                                  | Tamiao Integrated School  |                    | 414,000   | 414,000    |           |
|                                  | Tampaan Integrated School   |                    | 250,000   | 250,000    |           |
|                                  | Tan-awan National High School   | 4,451,000          | 514,000   | 4,965,000  | 150,000   |



| REGION / SDO / SECONDARY SCHOOLS |  | JUNIOR HIGH SCHOOL |                   |                    | SENIOR HS        |
|----------------------------------|--|--------------------|-------------------|--------------------|------------------|
|                                  |  | PS                 | MOOE              | TOTAL              | MOOE             |
|                                  | Tapilon National High School (Calape National High School - Tapilon Extension) |                    | 902,000           | 902,000            | 365,000          |
|                                  | Teodoro de la Vega (Kalidngan) National High School                            | 8,908,000          | 810,000           | 9,718,000          | 291,000          |
|                                  | Tindog Integrated School   |                    | 284,000           | 284,000            |                  |
|                                  | Tinubdan Integrated School   |                    | 371,000           | 371,000            |                  |
|                                  | Tonggo Integrated School   |                    | 326,000           | 326,000            |                  |
|                                  | Tubod (San Fernando) National High School                                      | 4,285,000          | 366,000           | 4,651,000          | 150,000          |
|                                  | Tulang Integrated School   | 2,023,000          | 495,000           | 2,518,000          |                  |
|                                  | Tumalog Integrated School  |                    | 240,000           | 240,000            |                  |
|                                  | Tungkil National High School   | 810,000            | 580,000           | 1,390,000          | 150,000          |
|                                  | Tuyokon Integrated School  |                    | 235,000           | 235,000            |                  |
|                                  | Usmad National High School - Calagasan NHS Extension                           |                    | 433,000           | 433,000            | 156,000          |
|                                  | Usmad National High School - Cansuje NHS Extension                             |                    | 613,000           | 613,000            | 158,000          |
|                                  | Vito National High School  | 10,957,000         | 1,197,000         | 12,154,000         | 169,000          |
|                                  | Willy B. Wenceslao National High School  | 6,473,000          | 779,000           | 7,252,000          | 277,000          |
|                                  | Zaragosa Integrated School   | 1,214,000          | 357,000           | 1,571,000          |                  |
|                                  | <b>Division of Danao City</b>  | <b>149,389,000</b> | <b>17,178,000</b> | <b>166,567,000</b> | <b>4,187,000</b> |
|                                  | Division Office - Proper   | 3,446,000          |                   | 3,446,000          |                  |
|                                  | B. Durano Integrated School  | 816,000            | 427,000           | 1,243,000          |                  |
|                                  | B. Enriquez Integrated School  | 816,000            | 323,000           | 1,139,000          |                  |
|                                  | Baliang National High School   | 2,985,000          | 367,000           | 3,352,000          | 150,000          |
|                                  | Bayabas Integrated School  | 810,000            | 370,000           | 1,180,000          |                  |
|                                  | Beatriz D. Durano Memorial National High School                                | 28,488,000         | 1,480,000         | 29,968,000         |                  |
|                                  | Bibiana Mercado Integrated School  | 15,353,000         | 1,090,000         | 16,443,000         |                  |
|                                  | Binaliw Integrated School  | 816,000            | 444,000           | 1,260,000          |                  |
|                                  | Cahumayan Senior High School   |                    |                   |                    | 512,000          |
|                                  | Cambubho Integrated School   |                    | 330,000           | 330,000            |                  |
|                                  | Cogon Cruz Integrated School   | 6,962,000          | 517,000           | 7,479,000          |                  |
|                                  | D. T. Durano Memorial Integrated School  | 4,904,000          | 1,223,000         | 6,127,000          |                  |
|                                  | Dungga Integrated School   | 403,000            | 226,000           | 629,000            |                  |
|                                  | Eduardo Gorre Memorial National High School                                    | 6,492,000          | 469,000           | 6,961,000          | 150,000          |
|                                  | Elpidio H. Perez Memorial Technical-Vocational High School                     | 10,399,000         | 828,000           | 11,227,000         | 305,000          |
|                                  | Gerardo Ypil Integrated School   | 412,000            | 246,000           | 658,000            |                  |
|                                  | Guinacot Integrated School   | 5,959,000          | 704,000           | 6,663,000          |                  |
|                                  | Langosig Integrated School   |                    | 323,000           | 323,000            |                  |
|                                  | Lawaan National High School - Sabang NHS Extension                             | 15,237,000         | 1,127,000         | 16,364,000         |                  |
|                                  | Malapoc Integrated School  | 409,000            | 436,000           | 845,000            |                  |
|                                  | Maslog National High School  | 10,883,000         | 1,091,000         | 11,974,000         | 672,000          |
|                                  | Nicolas U. Tiongko Memorial National High School                               | 2,231,000          | 423,000           | 2,654,000          | 192,000          |
|                                  | Pili Integrated School   | 403,000            | 288,000           | 691,000            |                  |
|                                  | Quisol Integrated School   |                    | 308,000           | 308,000            |                  |
|                                  | Ramon M. Durano, Sr. Foundation - Science and Technology Education Center      | 5,938,000          | 498,000           | 6,436,000          | 1,636,000        |
|                                  | Ramon M. Durano, Sr. Memorial National High School                             | 9,448,000          | 791,000           | 10,239,000         |                  |
|                                  | Raymunda B. Hermosilla Integrated School                                       | 1,697,000          | 453,000           | 2,150,000          | 150,000          |
|                                  | S.A. Tecala Integrated School  | 409,000            | 283,000           | 692,000            |                  |
|                                  | Sacsac Integrated School   | 403,000            | 225,000           | 628,000            |                  |
|                                  | Sandayong Sur National High School   | 9,050,000          | 577,000           | 9,627,000          | 270,000          |
|                                  | Santican National High School  | 2,576,000          | 398,000           | 2,974,000          |                  |
|                                  | Sta. Rosa Integrated School  | 1,235,000          | 378,000           | 1,613,000          | 150,000          |
|                                  | Taytay Integrated School   | 409,000            | 535,000           | 944,000            |                  |
|                                  | <b>Division of Dumaguete City</b>  | <b>13,444,000</b>  | <b>2,267,000</b>  | <b>15,711,000</b>  | <b>772,000</b>   |
|                                  | Division Office - Proper   | 273,000            |                   | 273,000            |                  |
|                                  | Dumaguete City National High School, Camanjac                                  | 12,519,000         | 978,000           | 13,497,000         | 252,000          |
|                                  | Hermenegilda F. Gloria Memorial School   | 230,000            | 540,000           | 770,000            |                  |
|                                  | Piapi High School  | 422,000            | 749,000           | 1,171,000          | 520,000          |
|                                  | <b>Division of Guihulngan City</b>   | <b>73,105,000</b>  | <b>8,208,000</b>  | <b>81,313,000</b>  | <b>3,404,000</b> |
|                                  | Division Office - Proper   | 1,364,000          |                   | 1,364,000          |                  |
|                                  | Balogo National High School  | 403,000            | 242,000           | 645,000            |                  |
|                                  | Buenavista High School   | 2,429,000          | 378,000           | 2,807,000          | 163,000          |
|                                  | Guihulngan National Agricultural School  | 7,317,000          | 521,000           | 7,838,000          | 153,000          |
|                                  | Guihulngan National High School - Lip-o Extension                              |                    | 380,000           | 380,000            | 150,000          |
|                                  | Guihulngan National High School - Maculos Extension                            |                    | 406,000           | 406,000            | 150,000          |
|                                  | Guihulngan National High School - P. Binobohan Annex                           |                    | 433,000           | 433,000            | 150,000          |

| REGION / SDO / SECONDARY SCHOOLS |  | JUNIOR HIGH SCHOOL |            |             | SENIOR HS |
|----------------------------------|--|--------------------|------------|-------------|-----------|
|                                  |  | PS                 | MOOE       | TOTAL       | MOOE      |
|                                  | Guihulungan National High School, Hilaitan   | 44,349,000         | 1,808,000  | 46,157,000  | 601,000   |
|                                  | Guihulungan National High School-Hilaitan (Hibaiyo Annex)                                    | 1,619,000          | 350,000    | 1,969,000   | 150,000   |
|                                  | Linantuyan High School   |                    | 572,000    | 572,000     | 150,000   |
|                                  | Magsaysay High School  | 2,023,000          | 423,000    | 2,446,000   | 209,000   |
|                                  | Maximina Lim Tabilon High School   |                    | 202,000    | 202,000     |           |
|                                  | P. Zamora High School  | 2,023,000          | 472,000    | 2,495,000   | 150,000   |
|                                  | Pinucauan High School  | 3,030,000          | 347,000    | 3,377,000   | 150,000   |
|                                  | Planas National High School  | 403,000            | 256,000    | 659,000     |           |
|                                  | Sandayao High School   | 2,785,000          | 384,000    | 3,169,000   | 156,000   |
|                                  | Tagbino Provincial High School - Guba High School Annex                                      |                    | 445,000    | 445,000     | 197,000   |
|                                  | Tagbino Senior High School   |                    |            |             | 554,000   |
|                                  | Trinidad High School   | 5,360,000          | 589,000    | 5,949,000   | 321,000   |
|                                  | Division of Lapu-lapu City   | 29,118,000         | 10,252,000 | 39,370,000  | 1,446,000 |
|                                  | Division Office - Proper   | 264,000            |            | 264,000     |           |
|                                  | Babag National High School - Babag Night HS Extension  | 585,000            | 370,000    | 955,000     |           |
|                                  | Babag National High School, Poblacion Night High School Extension                            | 784,000            | 348,000    | 1,132,000   |           |
|                                  | Bankal National High School - Abuno HS Extension   |                    | 846,000    | 846,000     |           |
|                                  | Bankal National High School - Maribago HS Extension  | 751,000            | 839,000    | 1,590,000   |           |
|                                  | Bankal Night High School   |                    | 366,000    | 366,000     |           |
|                                  | Buyong High School   |                    | 300,000    | 300,000     |           |
|                                  | Gun-ob High School   |                    | 1,116,000  | 1,116,000   |           |
|                                  | Mactan National High School - Punta Engano HS Extension                                      | 751,000            | 686,000    | 1,437,000   |           |
|                                  | Marigondon National High School - Basak Night High School Extension                          | 585,000            | 553,000    | 1,138,000   |           |
|                                  | Marigondon National High School - Gun-ob Night High School                                   | 1,252,000          | 370,000    | 1,622,000   |           |
|                                  | Marigondon National High School - Science and Technology Education Center Extension          | 751,000            | 355,000    | 1,106,000   | 573,000   |
|                                  | Marigondon National High School - Sudtonggan Night High School                               |                    | 568,000    | 568,000     |           |
|                                  | Nemesio-Epifania Taneo Memorial High School  | 14,676,000         | 1,405,000  | 16,081,000  | 873,000   |
|                                  | Pajo National High School - Pajo Night High School   | 751,000            | 302,000    | 1,053,000   |           |
|                                  | Pajo National High School - Pasay North MAB Annex  | 5,985,000          | 483,000    | 6,468,000   |           |
|                                  | Pusok National High School - Pusod Night High School   |                    | 317,000    | 317,000     |           |
|                                  | Sta. Rosa National High School - Caubian HS Extension  | 990,000            | 352,000    | 1,342,000   |           |
|                                  | Sta. Rosa National High School - Pangan-an HS Extension                                      | 993,000            | 424,000    | 1,417,000   |           |
|                                  | Tungasan High School   |                    | 252,000    | 252,000     |           |
|                                  | Division of Mandaue City   | 64,682,000         | 8,339,000  | 73,021,000  | 2,044,000 |
|                                  | Banilad National High School (Cabancalan NHS Extension)                                      |                    | 540,000    | 540,000     |           |
|                                  | Canduman National High School - Tabok High School  | 13,867,000         | 1,310,000  | 15,177,000  |           |
|                                  | Canduman National High School - Pagsabungan High School                                      | 9,782,000          | 1,233,000  | 11,015,000  |           |
|                                  | Casili Night High School   | 4,624,000          | 554,000    | 5,178,000   |           |
|                                  | Maguikay High School   | 6,244,000          | 935,000    | 7,179,000   |           |
|                                  | Mandaue City Comprehensive National High School - Labogon National High School Extension     | 20,367,000         | 1,842,000  | 22,209,000  | 933,000   |
|                                  | Mandaue City Comprehensive National High School - Mandaue City Night High School Extension   | 795,000            |            | 795,000     |           |
|                                  | Mandaue City Comprehensive National High School - Mandaue City Science High School Extension | 5,174,000          | 586,000    | 5,760,000   | 282,000   |
|                                  | Mandaue City School for the Arts   | 3,829,000          | 384,000    | 4,213,000   | 150,000   |
|                                  | Mandaue SPED Center High School  |                    | 332,000    | 332,000     | 150,000   |
|                                  | Tingub High School   |                    | 623,000    | 623,000     | 529,000   |
|                                  | Division of Naga City  | 115,138,000        | 11,437,000 | 126,575,000 | 1,988,000 |
|                                  | Division Office - Proper   | 1,987,000          |            | 1,987,000   |           |
|                                  | Alpaco National High School  | 5,873,000          | 624,000    | 6,497,000   | 216,000   |
|                                  | Antonio R. Lapiz Memorial National High School   | 2,557,000          | 520,000    | 3,077,000   |           |
|                                  | Balirong National High School  | 13,528,000         | 702,000    | 14,230,000  |           |
|                                  | Cabuan National High School  | 2,093,000          | 321,000    | 2,414,000   |           |
|                                  | Cantao-an National High School   | 5,285,000          | 450,000    | 5,735,000   |           |
|                                  | Cogon National High School   | 3,977,000          | 361,000    | 4,338,000   |           |
|                                  | Don Emilio Canonigo Memorial National High School  | 12,052,000         | 777,000    | 12,829,000  | 353,000   |
|                                  | Inayagan National High School  | 5,363,000          | 908,000    | 6,271,000   |           |
|                                  | Lanas National High School   | 2,956,000          | 460,000    | 3,416,000   |           |
|                                  | Lutac National High School   | 5,736,000          | 523,000    | 6,259,000   |           |

| REGION / SDO / SECONDARY SCHOOLS |  |  | JUNIOR HIGH SCHOOL |            |             | SENIOR HS  |
|----------------------------------|--|--|--------------------|------------|-------------|------------|
|                                  |  |  | PS                 | MOOE       | TOTAL       | MOOE       |
|                                  |  | Mainit National High School  | 2,685,000          | 462,000    | 3,147,000   |            |
|                                  |  | Mayana National High School  | 2,506,000          | 349,000    | 2,855,000   |            |
|                                  |  | Naalad National High School  | 2,841,000          | 480,000    | 3,321,000   |            |
|                                  |  | Naga Enhanced National Science High School   | 1,229,000          | 565,000    | 1,794,000   |            |
|                                  |  | Naga SPED High School  | 2,439,000          | 274,000    | 2,713,000   | 150,000    |
|                                  |  | Placido L. Señor National High School  | 23,079,000         | 1,711,000  | 24,790,000  |            |
|                                  |  | Tagjaguimit National High School   | 4,132,000          | 532,000    | 4,664,000   |            |
|                                  |  | Tina-an National High School   | 4,454,000          | 512,000    | 4,966,000   | 575,000    |
|                                  |  | Uling National High School   | 10,366,000         | 906,000    | 11,272,000  | 694,000    |
|                                  |  |  |                    |            |             |            |
|                                  |  | Division of Negros Oriental  | 213,665,000        | 49,251,000 | 262,916,000 | 21,011,000 |
|                                  |  | Division Office - Proper   | 3,844,000          |            | 3,844,000   |            |
|                                  |  | Amio Comprehensive High School   | 12,439,000         | 677,000    | 13,116,000  | 200,000    |
|                                  |  | Amlan National High School - Jugno Campus  |                    | 349,000    | 349,000     | 150,000    |
|                                  |  | Antonio B. Alejado Memorial National High School (Magaso High School)                  |                    | 416,000    | 416,000     | 150,000    |
|                                  |  | Apo High School  |                    | 279,000    | 279,000     | 150,000    |
|                                  |  | Apolinar Macias National High School (Casile Provincial Community High School)         | 4,830,000          | 409,000    | 5,239,000   | 150,000    |
|                                  |  | Avocado High School  | 2,023,000          | 307,000    | 2,330,000   | 150,000    |
|                                  |  | Ayungon National High School - Carol-an Extension                                      |                    | 422,000    | 422,000     | 150,000    |
|                                  |  | Ayungon Science High School  | 403,000            | 315,000    | 718,000     | 150,000    |
|                                  |  | Bacong High School   | 6,422,000          | 927,000    | 7,349,000   | 259,000    |
|                                  |  | Bagtic National High School  | 7,775,000          | 630,000    | 8,405,000   | 204,000    |
|                                  |  | Bangcal High School  | 810,000            | 305,000    | 1,115,000   | 150,000    |
|                                  |  | Barras Annex National High School  | 795,000            | 441,000    | 1,236,000   | 150,000    |
|                                  |  | Budlasan National High School Annex  | 7,254,000          | 637,000    | 7,891,000   | 150,000    |
|                                  |  | Buntod High School   |                    | 323,000    | 323,000     | 150,000    |
|                                  |  | Cabangahan High School   |                    | 568,000    | 568,000     | 150,000    |
|                                  |  | Cambalocot High School   |                    | 292,000    | 292,000     | 150,000    |
|                                  |  | Cambonbon High School  |                    | 366,000    | 366,000     | 150,000    |
|                                  |  | Campanun-an High School  | 4,064,000          | 445,000    | 4,509,000   | 150,000    |
|                                  |  | Candugay High School (Siaton National High School Annex)                               | 795,000            | 537,000    | 1,332,000   | 277,000    |
|                                  |  | Canggohob High School  | 3,728,000          | 416,000    | 4,144,000   | 150,000    |
|                                  |  | Cansal-ing Provincial Community High School  |                    | 350,000    | 350,000     | 150,000    |
|                                  |  | Caticugan High School  |                    | 373,000    | 373,000     | 150,000    |
|                                  |  | Cawitan High School  |                    | 962,000    | 962,000     | 381,000    |
|                                  |  | Dahile Provincial Community High School Extension                                      | 1,177,000          | 693,000    | 1,870,000   | 440,000    |
|                                  |  | Dauin Science High School  |                    | 362,000    | 362,000     | 176,000    |
|                                  |  | Demetrio L. Alviola National High School - Cabcaban Annex                              | 934,000            | 484,000    | 1,418,000   | 150,000    |
|                                  |  | Demetrio L. Alviola National High School - Nalundan Extension                          |                    | 435,000    | 435,000     | 184,000    |
|                                  |  | Dr. Ernesto A. Uy Sr. National High School   | 810,000            | 288,000    | 1,098,000   |            |
|                                  |  | Froilan A. Alanano Memorial High School  |                    | 347,000    | 347,000     | 150,000    |
|                                  |  | Giligaon High School   |                    | 624,000    | 624,000     | 239,000    |
|                                  |  | Gregorio Elmaga Memorial High School   | 4,596,000          | 476,000    | 5,072,000   | 150,000    |
|                                  |  | Inapoy Provincial Comprehensive High School  | 4,705,000          | 564,000    | 5,269,000   | 150,000    |
|                                  |  | Jantianon National High School   | 751,000            | 471,000    | 1,222,000   | 153,000    |
|                                  |  | Jimalalud National High School - Tamao Extension                                       |                    | 370,000    | 370,000     | 150,000    |
|                                  |  | Jose B. Cardenas Memorial High School - Bayog Extension                                |                    | 344,000    | 344,000     | 150,000    |
|                                  |  | Jose B. Cardenas Memorial High School - Pula Extension                                 |                    | 356,000    | 356,000     | 150,000    |
|                                  |  | Jose B. Cardenas Memorial High School - Tabalogo Extension                             |                    | 310,000    | 310,000     | 150,000    |
|                                  |  | Jose B. Cardenas Memorial High School - Uptown Annex                                   | 1,777,000          | 788,000    | 2,565,000   | 750,000    |
|                                  |  | Kakha High School  |                    | 368,000    | 368,000     | 150,000    |
|                                  |  | Kaladias High School   | 810,000            | 245,000    | 1,055,000   |            |
|                                  |  | Kauswagan High School  |                    | 415,000    | 415,000     | 150,000    |
|                                  |  | Lorenza P. Palarpalar Memorial High School (Bonbonon Provincial Community High School) | 751,000            | 322,000    | 1,073,000   | 150,000    |
|                                  |  | Mabato Provincial Community High School  |                    | 586,000    | 586,000     | 284,000    |
|                                  |  | Mabinay National High School - Manlingay Annex   |                    | 362,000    | 362,000     | 150,000    |
|                                  |  | Mabinay National High School - Tarra Annex   | 1,983,000          | 617,000    | 2,600,000   | 341,000    |
|                                  |  | Mabinay Science High School  |                    | 310,000    | 310,000     | 150,000    |
|                                  |  | Mainit High School   |                    | 296,000    | 296,000     | 150,000    |
|                                  |  | Malaiba High School  |                    | 391,000    | 391,000     | 202,000    |
|                                  |  | Maloh Provincial Community High School   |                    | 690,000    | 690,000     | 454,000    |
|                                  |  | Malongcay High School  |                    | 365,000    | 365,000     | 150,000    |
|                                  |  | Manjuyod National High School - Panciao Extension                                      |                    | 276,000    | 276,000     | 150,000    |
|                                  |  | Manjuyod Science High School   |                    | 328,000    | 328,000     | 150,000    |
|                                  |  | Mantiquil Masaligan High School  |                    | 389,000    | 389,000     | 150,000    |

| REGION / SDO / SECONDARY SCHOOLS |   | JUNIOR HIGH SCHOOL |           |            | SENIOR HS |
|----------------------------------|---|--------------------|-----------|------------|-----------|
|                                  |   | PS                 | MOOE      | TOTAL      | MOOE      |
|                                  | Masulog High School   |                    | 744,000   | 744,000    | 355,000   |
|                                  | Matauta Community High School   | 810,000            | 249,000   | 1,059,000  |           |
|                                  | Mayaposi Comprehensive High School  |                    | 471,000   | 471,000    | 156,000   |
|                                  | Milagrosa High School   | 1,300,000          | 469,000   | 1,769,000  | 150,000   |
|                                  | Nagbalaye High School   | 4,452,000          | 671,000   | 5,123,000  | 202,000   |
|                                  | Nagbinlod High School   |                    | 447,000   | 447,000    | 150,000   |
|                                  | Napacao High School   |                    | 320,000   | 320,000    | 150,000   |
|                                  | Obat High School  | 1,597,000          | 758,000   | 2,355,000  | 183,000   |
|                                  | Owacan Provincial Community High School                                       | 1,855,000          | 642,000   | 2,497,000  | 309,000   |
|                                  | Pacuan Provincial Community High School                                       | 21,902,000         | 1,484,000 | 23,386,000 | 708,000   |
|                                  | Palayuhan High School   |                    | 347,000   | 347,000    | 150,000   |
|                                  | Paniabonan High School (Mabinay NHS Annex)                                    | 17,687,000         | 1,475,000 | 19,162,000 | 649,000   |
|                                  | Pantao National High School   | 8,402,000          | 769,000   | 9,171,000  | 172,000   |
|                                  | Pedro Abul Memorial High School   |                    | 291,000   | 291,000    | 150,000   |
|                                  | Pinalubngan Community High School   | 7,538,000          | 670,000   | 8,208,000  | 197,000   |
|                                  | Pulangbato National High School   | 11,667,000         | 734,000   | 12,401,000 |           |
|                                  | Pulangbato National Senior High School  |                    |           |            | 341,000   |
|                                  | Sampinitan Provincial Community High School                                   | 880,000            | 560,000   | 1,440,000  | 202,000   |
|                                  | San Antonio High School   | 773,000            | 405,000   | 1,178,000  | 150,000   |
|                                  | San Miguel High School  | 7,982,000          | 470,000   | 8,452,000  | 150,000   |
|                                  | San Miguel Provincial Community High School                                   | 6,000,000          | 1,126,000 | 7,126,000  | 248,000   |
|                                  | Siapo High School   |                    | 382,000   | 382,000    | 150,000   |
|                                  | Siaton Science High School  | 1,571,000          | 303,000   | 1,874,000  | 190,000   |
|                                  | Sibulan National High School - Ajong Unit                                     | 1,238,000          | 520,000   | 1,758,000  | 150,000   |
|                                  | Sibulan National High School - Balugo Extension                               |                    | 374,000   | 374,000    | 150,000   |
|                                  | Sibulan National High School - Enrique Villanueva Extension                   |                    | 382,000   | 382,000    | 150,000   |
|                                  | Sibulan National High School - Maningcao Extension                            | 751,000            | 394,000   | 1,145,000  | 150,000   |
|                                  | Sibulan National High School - Maslong Extension                              |                    | 370,000   | 370,000    | 150,000   |
|                                  | Sibulan Night High School   | 2,634,000          | 352,000   | 2,986,000  | 150,000   |
|                                  | Sibulan Science High School   |                    | 312,000   | 312,000    | 150,000   |
|                                  | Silab Community High School Annex   |                    | 471,000   | 471,000    | 234,000   |
|                                  | Sta. Catalina High School   | 795,000            | 1,393,000 | 2,188,000  | 1,166,000 |
|                                  | Sta. Catalina Science High School   |                    | 347,000   | 347,000    | 150,000   |
|                                  | Sumaliring High School (Inalad High School)                                   |                    | 894,000   | 894,000    | 727,000   |
|                                  | Tambulan Community High School  |                    | 336,000   | 336,000    |           |
|                                  | Tamlang High School   |                    | 317,000   | 317,000    | 150,000   |
|                                  | Tampi National High School  | 28,881,000         | 1,273,000 | 30,154,000 | 429,000   |
|                                  | Tampi National High School - San Jose High School Annex                       | 684,000            | 829,000   | 1,513,000  | 488,000   |
|                                  | Tayasan National High School (Bago Extension)                                 | 4,807,000          | 678,000   | 5,485,000  | 341,000   |
|                                  | Tayasan Science High School   |                    | 343,000   | 343,000    | 150,000   |
|                                  | Tubigon High School - Sibulan National High School Annex                      |                    | 284,000   | 284,000    | 150,000   |
|                                  | Tubtubon High School  |                    | 535,000   | 535,000    | 176,000   |
|                                  | Valencia National High School - Balugo High School Extension                  | 838,000            | 638,000   | 1,476,000  | 444,000   |
|                                  | Valencia National High School- Dobdob Extension                               |                    | 284,000   | 284,000    | 150,000   |
|                                  | Zamboanguita Science High School  | 5,145,000          | 520,000   | 5,665,000  | 150,000   |
|                                  |   |                    |           |            |           |
|                                  | Division of Siquijor  | 73,779,000         | 7,639,000 | 81,418,000 | 2,563,000 |
|                                  | Division Office - Proper  | 1,261,000          |           | 1,261,000  |           |
|                                  | Banban National High School   | 8,984,000          | 779,000   | 9,763,000  | 271,000   |
|                                  | Basac National High School (Enrique Villanueva NHS - Siquijor)                | 7,099,000          | 722,000   | 7,821,000  | 211,000   |
|                                  | Cabulihan Integrated School   | 4,315,000          | 400,000   | 4,715,000  | 150,000   |
|                                  | Campalanas National High School - Candaping High School Extension             | 12,839,000         | 1,082,000 | 13,921,000 | 461,000   |
|                                  | Campalanas National High School - KICKCC High School Kinanadagan HS Extension | 5,296,000          | 535,000   | 5,831,000  | 150,000   |
|                                  | Campalanas National High School Po-o High School Extension                    | 5,091,000          | 523,000   | 5,614,000  | 161,000   |
|                                  | Catulayan National High School  | 10,791,000         | 631,000   | 11,422,000 | 442,000   |
|                                  | Larena Integrated School  | 403,000            | 283,000   | 686,000    |           |
|                                  | Maria Integrated School   | 403,000            | 305,000   | 708,000    |           |
|                                  | San Antonio National High School  | 6,176,000          | 473,000   | 6,649,000  | 150,000   |
|                                  | San Antonio National High School - Ponong HS Extension                        | 5,235,000          | 485,000   | 5,720,000  | 150,000   |
|                                  | San Juan Integrated School  | 403,000            | 261,000   | 664,000    |           |
|                                  | Siquijor Integrated School  | 403,000            | 314,000   | 717,000    |           |
|                                  | Tambisan National High School - San Juan                                      | 5,080,000          | 846,000   | 5,926,000  | 417,000   |
|                                  |   |                    |           |            |           |
|                                  | Division of Tagbilaran City   | 9,318,000          | 875,000   | 10,193,000 | 150,000   |
|                                  | Division Office - Proper  | 165,000            |           | 165,000    |           |

| REGION / SDO / SECONDARY SCHOOLS |  |  | JUNIOR HIGH SCHOOL |             |               | SENIOR HS   |
|----------------------------------|--|--|--------------------|-------------|---------------|-------------|
|                                  |  |  | PS                 | MOOE        | TOTAL         | MOOE        |
|                                  |  | San Isidro National High School  | 9,153,000          | 629,000     | 9,782,000     | 150,000     |
|                                  |  | Tagbilaran High School for the Hearing Impaired  |                    | 246,000     | 246,000       |             |
|                                  |  |  |                    |             |               |             |
|                                  |  | Division of Talisay City   | 212,724,000        | 19,942,000  | 232,666,000   | 5,191,000   |
|                                  |  | Division Office - Proper   | 4,225,000          |             | 4,225,000     |             |
|                                  |  | Bulacao National High School   |                    | 734,000     | 734,000       | 150,000     |
|                                  |  | Candulawan National High School (Mohon Divino Amore - Candulawan)                                    | 7,626,000          | 715,000     | 8,341,000     |             |
|                                  |  | Jaclupan National High School  | 36,437,000         | 2,083,000   | 38,520,000    | 697,000     |
|                                  |  | Lagtang National High School (Night)   | 10,802,000         | 1,115,000   | 11,917,000    | 294,000     |
|                                  |  | Lawaan III Night National High School  | 9,156,000          | 846,000     | 10,002,000    |             |
|                                  |  | Lawaan National High School - Talisay  | 23,930,000         | 1,897,000   | 25,827,000    | 541,000     |
|                                  |  | Maghaway National High School  | 7,458,000          | 869,000     | 8,327,000     | 150,000     |
|                                  |  | Manipis National High School   | 3,274,000          | 417,000     | 3,691,000     |             |
|                                  |  | Pooc National High School (Jaclupan NHS - Pooc Extension)  |                    | 920,000     | 920,000       | 259,000     |
|                                  |  | San Isidro National High School (Night)  | 5,882,000          | 568,000     | 6,450,000     |             |
|                                  |  | San Roque National High School (Jaclupan)  | 11,544,000         | 1,043,000   | 12,587,000    | 334,000     |
|                                  |  | Tabunok National High School   | 24,108,000         | 1,437,000   | 25,545,000    | 452,000     |
|                                  |  | Talisay City Science High School   | 2,835,000          | 443,000     | 3,278,000     |             |
|                                  |  | Talisay National High School   | 54,707,000         | 5,283,000   | 59,990,000    | 2,163,000   |
|                                  |  | Tangke National High School (San Roque National High School - Tangke National High School Extension) | 10,740,000         | 1,142,000   | 11,882,000    |             |
|                                  |  | Tapul National High School   |                    | 430,000     | 430,000       | 151,000     |
|                                  |  |  |                    |             |               |             |
|                                  |  | Division of Tanjay City  | 62,463,000         | 9,371,000   | 71,834,000    | 3,129,000   |
|                                  |  | Division Office - Proper   | 584,000            |             | 584,000       |             |
|                                  |  | Adela Pera Memorial High School  |                    | 270,000     | 270,000       |             |
|                                  |  | Apolinario Gerarda Arnaiz High School  |                    | 328,000     | 328,000       | 150,000     |
|                                  |  | Azagra High School   | 6,945,000          | 513,000     | 7,458,000     | 150,000     |
|                                  |  | Bahian High School   | 5,063,000          | 397,000     | 5,460,000     | 150,000     |
|                                  |  | Exequil P. Toroy High School   |                    | 227,000     | 227,000       |             |
|                                  |  | Graciano Banogon High School   |                    | 353,000     | 353,000       | 150,000     |
|                                  |  | Hunop High School  | 1,290,000          | 433,000     | 1,723,000     | 150,000     |
|                                  |  | Inawasan Provincial Community High School  |                    | 348,000     | 348,000       | 150,000     |
|                                  |  | Isidro Salma High School (Balayong)  | 751,000            | 473,000     | 1,224,000     | 150,000     |
|                                  |  | Luca High School   |                    | 403,000     | 403,000       | 150,000     |
|                                  |  | Nagsala High School  |                    | 458,000     | 458,000       | 169,000     |
|                                  |  | Namonbon High School   |                    | 306,000     | 306,000       | 150,000     |
|                                  |  | Novallas High School   | 4,727,000          | 445,000     | 5,172,000     | 150,000     |
|                                  |  | Pal-ew High School   | 7,625,000          | 481,000     | 8,106,000     | 266,000     |
|                                  |  | Patricio Palomar Memorial High School (Isabelo Palomar)  |                    | 322,000     | 322,000       | 150,000     |
|                                  |  | Polo High School   | 4,784,000          | 542,000     | 5,326,000     | 150,000     |
|                                  |  | Samoyao High School  |                    | 230,000     | 230,000       |             |
|                                  |  | San Isidro High School   |                    | 208,000     | 208,000       |             |
|                                  |  | San Miguel High School   | 6,122,000          | 381,000     | 6,503,000     | 150,000     |
|                                  |  | Santa Agueda National High School - Calicanan High School Extension                                  |                    | 497,000     | 497,000       | 150,000     |
|                                  |  | Tanjay City Science High School  | 5,812,000          | 380,000     | 6,192,000     | 252,000     |
|                                  |  | Tanjay Legislated High School  | 12,303,000         | 865,000     | 13,168,000    | 192,000     |
|                                  |  | Tanjay National High School (Sto. Niño)  | 6,457,000          | 511,000     | 6,968,000     | 150,000     |
|                                  |  |  |                    |             |               |             |
|                                  |  | Division of Toledo City  | 69,750,000         | 5,698,000   | 75,448,000    | 2,045,000   |
|                                  |  | Division Office - Proper   | 1,250,000          |             | 1,250,000     |             |
|                                  |  | Awihao National High School  | 17,626,000         | 1,439,000   | 19,065,000    | 553,000     |
|                                  |  | Bunga National High School   | 6,318,000          | 605,000     | 6,923,000     | 150,000     |
|                                  |  | Cantabaco National High School   | 10,103,000         | 940,000     | 11,043,000    | 332,000     |
|                                  |  | General Climaco National High School   | 21,320,000         | 1,405,000   | 22,725,000    | 642,000     |
|                                  |  | Media Once National High School  | 10,156,000         | 866,000     | 11,022,000    | 169,000     |
|                                  |  | Toledo Science High School   | 2,977,000          | 443,000     | 3,420,000     | 199,000     |
|                                  |  |  |                    |             |               |             |
|                                  |  | Region VIII - Eastern Visayas  | 5,609,893,000      | 431,484,000 | 6,041,377,000 | 167,233,000 |
|                                  |  |  |                    |             |               |             |
|                                  |  | Division of Baybay City  | 120,396,000        | 9,692,000   | 130,088,000   | 6,534,000   |
|                                  |  | Division Office - Proper   | 2,185,000          |             | 2,185,000     |             |
|                                  |  | Banahao National High School   |                    | 593,000     | 593,000       | 170,000     |
|                                  |  | Baybay City National Night High School   | 7,157,000          | 520,000     | 7,677,000     | 190,000     |
|                                  |  | Baybay City Senior High School   |                    |             |               | 3,781,000   |

| REGION / SDO / SECONDARY SCHOOLS |   | JUNIOR HIGH SCHOOL |            |             | SENIOR HS  |
|----------------------------------|---|--------------------|------------|-------------|------------|
|                                  |   | PS                 | MOOE       | TOTAL       | MOOE       |
|                                  | Bitanluan National High School  | 8,837,000          | 708,000    | 9,545,000   | 150,000    |
|                                  | Bunga National High School  | 14,521,000         | 949,000    | 15,470,000  | 150,000    |
|                                  | Caridad National High School  | 12,043,000         | 940,000    | 12,983,000  | 346,000    |
|                                  | Gabas Integrated School   | 403,000            | 641,000    | 1,044,000   | 150,000    |
|                                  | Kabunga-an Integrated School  |                    | 376,000    | 376,000     |            |
|                                  | Maganhan National High School   |                    | 241,000    | 241,000     |            |
|                                  | Mailhi National High School   | 7,739,000          | 606,000    | 8,345,000   | 167,000    |
|                                  | Makinhas National High School   | 23,607,000         | 1,025,000  | 24,632,000  | 181,000    |
|                                  | Makinhas National High School, Ciabu Annex (Makinhas NHS)                         | 1,925,000          | 877,000    | 2,802,000   | 330,000    |
|                                  | Mapgap Integrated School  |                    | 349,000    | 349,000     | 150,000    |
|                                  | Plaridel National High School   | 14,230,000         | 955,000    | 15,185,000  | 428,000    |
|                                  | Pomponan National High School   | 27,749,000         | 912,000    | 28,661,000  | 341,000    |
|                                  |   |                    |            |             |            |
|                                  | Division of Biliran   | 189,975,000        | 14,472,000 | 204,447,000 | 5,694,000  |
|                                  | Division Office - Proper  | 3,422,000          |            | 3,422,000   |            |
|                                  | Almeria National High School  | 25,577,000         | 1,596,000  | 27,173,000  | 797,000    |
|                                  | Biliran National Agricultural High School   | 18,750,000         | 1,765,000  | 20,515,000  | 805,000    |
|                                  | Biliran Science High School   | 6,051,000          | 598,000    | 6,649,000   | 231,000    |
|                                  | Bool National High School   | 12,823,000         | 704,000    | 13,527,000  | 341,000    |
|                                  | Cabucgayan National High School   | 20,832,000         | 1,055,000  | 21,887,000  | 472,000    |
|                                  | Cabucgayan National School of Arts and Trades                                     | 24,146,000         | 1,935,000  | 26,081,000  | 784,000    |
|                                  | Fidel M. Limpiado, Sr. National High School                                       |                    | 495,000    | 495,000     | 150,000    |
|                                  | Inasuyan Integrated School  | 403,000            | 370,000    | 773,000     |            |
|                                  | Information & Communications Technology (ICT) High School of Eastern Biliran      | 3,966,000          | 608,000    | 4,574,000   | 403,000    |
|                                  | Lucsoon National High School  | 29,075,000         | 1,434,000  | 30,509,000  | 302,000    |
|                                  | Naval Night High School   | 3,560,000          | 323,000    | 3,883,000   | 293,000    |
|                                  | Pinamihagan Integrated School   | 403,000            | 303,000    | 706,000     |            |
|                                  | Tabunan National High School  | 6,990,000          | 590,000    | 7,580,000   | 181,000    |
|                                  | Tucdao National High School   | 20,136,000         | 1,177,000  | 21,313,000  | 635,000    |
|                                  | Union Integrated School   | 810,000            | 368,000    | 1,178,000   |            |
|                                  | Viga National High School   | 5,932,000          | 490,000    | 6,422,000   | 150,000    |
|                                  | Western Biliran High School for the Arts & Culture                                | 7,099,000          | 661,000    | 7,760,000   | 150,000    |
|                                  |   |                    |            |             |            |
|                                  | Division of Borongan City   | 55,190,000         | 4,075,000  | 59,265,000  | 1,593,000  |
|                                  | Division Office - Proper  | 693,000            |            | 693,000     |            |
|                                  | Benowangan National High School (Lalawigan NHS-Benowangan Annex)                  | 3,239,000          | 470,000    | 3,709,000   | 150,000    |
|                                  | Calingatngan National High School   | 9,516,000          | 722,000    | 10,238,000  | 179,000    |
|                                  | Eastern Samar National Comprehensive High School (Supt. Fidel E. Anacta, Sr. MHS) | 6,435,000          | 556,000    | 6,991,000   | 150,000    |
|                                  | Sta. Fe National High School  | 17,050,000         | 1,125,000  | 18,175,000  | 513,000    |
|                                  | Sta. Fe National High School - Maypangdan Annex                                   | 18,257,000         | 1,202,000  | 19,459,000  | 601,000    |
|                                  |   |                    |            |             |            |
|                                  | Division of Calbayog City   | 315,518,000        | 24,060,000 | 339,578,000 | 10,471,000 |
|                                  | Division Office - Proper  | 5,619,000          |            | 5,619,000   |            |
|                                  | Acedillo Integrated School  |                    | 242,000    | 242,000     |            |
|                                  | Basud Integrated School   |                    | 203,000    | 203,000     |            |
|                                  | Caglanipao Sur Integrated School  |                    | 246,000    | 246,000     |            |
|                                  | Calbayog Arts and Design School of Eastern Visayas                                |                    |            |             | 318,000    |
|                                  | Calbayog City High School   | 65,974,000         | 3,955,000  | 69,929,000  | 2,837,000  |
|                                  | Calbayog City National High School - Bagacay Campus                               | 14,710,000         | 1,019,000  | 15,729,000  | 413,000    |
|                                  | Calbayog City National High School - Carayman Campus                              | 1,751,000          | 515,000    | 2,266,000   |            |
|                                  | Calbayog City Night High School   | 11,901,000         | 707,000    | 12,608,000  |            |
|                                  | Dawo Integrated School  | 3,555,000          | 383,000    | 3,938,000   |            |
|                                  | Gadgaran Integrated School  | 6,431,000          | 490,000    | 6,921,000   |            |
|                                  | Happy Valley National High School   | 3,019,000          | 376,000    | 3,395,000   |            |
|                                  | Lonoy Integrated School   |                    | 202,000    | 202,000     |            |
|                                  | Macatingog Integrated School  | 5,708,000          | 455,000    | 6,163,000   |            |
|                                  | Mag-ubay National High School   | 10,380,000         | 811,000    | 11,191,000  | 323,000    |
|                                  | Malaga National High School   | 25,254,000         | 1,350,000  | 26,604,000  | 483,000    |
|                                  | Malaga National High School (Caglanipao Sur Annex School)                         |                    | 190,000    | 190,000     |            |
|                                  | Malaga National High School (Pena 1 Annex School)                                 |                    | 562,000    | 562,000     | 287,000    |
|                                  | Migara National High School   | 9,250,000          | 752,000    | 10,002,000  | 252,000    |
|                                  | Oquendo National High School  | 23,966,000         | 1,602,000  | 25,568,000  | 1,034,000  |
|                                  | Oquendo National High School - Cabatuan Annex                                     | 5,778,000          | 563,000    | 6,341,000   |            |
|                                  | Pilar Agricultural High School  | 11,261,000         | 856,000    | 12,117,000  | 420,000    |



| REGION / SDO / SECONDARY SCHOOLS |  |  | JUNIOR HIGH SCHOOL |            |             | SENIOR HS  |
|----------------------------------|--|--|--------------------|------------|-------------|------------|
|                                  |  |  | PS                 | MOOE       | TOTAL       | MOOE       |
|                                  |  | San Joaquin National High School   | 28,859,000         | 1,900,000  | 30,759,000  | 809,000    |
|                                  |  | San Joaquin National High School (Manguinoo Annex School)                        |                    | 254,000    | 254,000     |            |
|                                  |  | San Joaquin National High School-Malahog Annex School                            |                    | 364,000    | 364,000     |            |
|                                  |  | San Policarpo National High School   | 30,994,000         | 1,917,000  | 32,911,000  | 1,840,000  |
|                                  |  | Seven Hills National High School   | 3,002,000          | 366,000    | 3,368,000   |            |
|                                  |  | Tabawan Integrated School  | 12,570,000         | 993,000    | 13,563,000  | 463,000    |
|                                  |  | Tarabucan National High School   | 14,298,000         | 1,151,000  | 15,449,000  | 442,000    |
|                                  |  | Trinidad National High School  | 21,238,000         | 1,258,000  | 22,496,000  | 550,000    |
|                                  |  | Trinidad National High School-Tomaligues Annex                                   |                    | 378,000    | 378,000     |            |
|                                  |  |  |                    |            |             |            |
|                                  |  | Division of Catbalogan City  | 75,400,000         | 7,195,000  | 82,595,000  | 2,848,000  |
|                                  |  | Division Office - Proper   | 1,174,000          |            | 1,174,000   |            |
|                                  |  | Antonio G. Tuazon High School (Sierra Island NHS)                                | 12,639,000         | 912,000    | 13,551,000  | 406,000    |
|                                  |  | Catbalogan City Agro-Industrial School   |                    | 297,000    | 297,000     | 150,000    |
|                                  |  | Eastern Visayas Regional Science High School                                     | 7,574,000          | 1,944,000  | 9,518,000   | 318,000    |
|                                  |  | Guinsorongan Integrated School (Samar National High School - Guinsorongan Annex) | 15,085,000         | 1,351,000  | 16,436,000  | 640,000    |
|                                  |  | Pangdan National High School   | 8,469,000          | 756,000    | 9,225,000   | 234,000    |
|                                  |  | Samar National High School - Silanga Annex                                       | 30,459,000         | 1,935,000  | 32,394,000  | 1,100,000  |
|                                  |  |  |                    |            |             |            |
|                                  |  | Division of Eastern Samar  | 456,409,000        | 36,330,000 | 492,739,000 | 10,128,000 |
|                                  |  | Division Office - Proper   | 7,311,000          |            | 7,311,000   |            |
|                                  |  | Agsam Integrated School  |                    | 376,000    | 376,000     |            |
|                                  |  | Arteche National High School   | 33,788,000         | 1,472,000  | 35,260,000  | 983,000    |
|                                  |  | Arteche National High School - Concepcion Annex                                  |                    | 475,000    | 475,000     |            |
|                                  |  | Arteche National High School (Carapdapan Annex)                                  |                    | 817,000    | 817,000     |            |
|                                  |  | Balangkayan National High School   | 16,893,000         | 1,097,000  | 17,990,000  | 509,000    |
|                                  |  | Bobon National High School   | 4,218,000          | 401,000    | 4,619,000   |            |
|                                  |  | Bolusao National High School   | 4,835,000          | 565,000    | 5,400,000   |            |
|                                  |  | Buntay Integrated School   |                    | 248,000    | 248,000     |            |
|                                  |  | Cagpile Integrated School  |                    | 281,000    | 281,000     |            |
|                                  |  | Camantang National High School   | 7,015,000          | 591,000    | 7,606,000   |            |
|                                  |  | Can-Avid National High School  | 28,473,000         | 2,291,000  | 30,764,000  | 1,359,000  |
|                                  |  | Catumsan Integrated School   |                    | 231,000    | 231,000     |            |
|                                  |  | Dolores National High School (Dapdap Annex)                                      | 8,439,000          | 804,000    | 9,243,000   |            |
|                                  |  | Guiuan National High School - Manicani Annex                                     | 5,740,000          | 469,000    | 6,209,000   |            |
|                                  |  | Hilabaan National High School  | 8,356,000          | 589,000    | 8,945,000   |            |
|                                  |  | Hinolaso National High School  | 13,705,000         | 737,000    | 14,442,000  |            |
|                                  |  | Hinolaso National High School (Caglaan Annex)                                    | 1,654,000          | 357,000    | 2,011,000   |            |
|                                  |  | Homonhon National High School  | 8,170,000          | 686,000    | 8,856,000   | 150,000    |
|                                  |  | Homonhon National High School - Sulangan Annex                                   | 10,676,000         | 731,000    | 11,407,000  | 348,000    |
|                                  |  | Jipapad National High School   | 13,237,000         | 1,317,000  | 14,554,000  | 518,000    |
|                                  |  | Llorente National High School - Barobo Annex                                     | 7,417,000          | 612,000    | 8,029,000   |            |
|                                  |  | Malabag High School  | 7,911,000          | 653,000    | 8,564,000   |            |
|                                  |  | Malinao Integrated School  | 4,250,000          | 460,000    | 4,710,000   |            |
|                                  |  | Maslog High School   | 9,305,000          | 844,000    | 10,149,000  | 286,000    |
|                                  |  | Maydolong National High School   | 27,275,000         | 1,622,000  | 28,897,000  | 901,000    |
|                                  |  | Maydolong National High School - Lapgap Annex                                    |                    | 556,000    | 556,000     |            |
|                                  |  | Mercedes High School   | 14,810,000         | 966,000    | 15,776,000  | 548,000    |
|                                  |  | Nena National High School (Nena SAT)   | 13,326,000         | 892,000    | 14,218,000  | 150,000    |
|                                  |  | Nicasio Alvarez II Memorial High School (Sta. Monica Annex)                      | 4,156,000          | 441,000    | 4,597,000   |            |
|                                  |  | Nicasio M. Alvarez Memorial High School  | 11,780,000         | 761,000    | 12,541,000  |            |
|                                  |  | Oras National Agricultural Industrial School (Arteche NAS)                       | 8,897,000          | 792,000    | 9,689,000   |            |
|                                  |  | Oras National High School  | 30,567,000         | 1,897,000  | 32,464,000  | 1,471,000  |
|                                  |  | Oras National High School (Dao Annex)  | 13,692,000         | 1,004,000  | 14,696,000  |            |
|                                  |  | Pedro E. Candio Memorial National High School                                    | 20,232,000         | 1,336,000  | 21,568,000  | 616,000    |
|                                  |  | Quinapundan High School  | 22,403,000         | 1,641,000  | 24,044,000  | 983,000    |
|                                  |  | Quinapundan National High School (Anislag Annex)                                 | 4,146,000          | 349,000    | 4,495,000   |            |
|                                  |  | Salcedo High School  | 13,038,000         | 767,000    | 13,805,000  |            |
|                                  |  | Salcedo Vocational High School   | 14,314,000         | 1,112,000  | 15,426,000  | 878,000    |
|                                  |  | San Julian National High School  | 14,212,000         | 986,000    | 15,198,000  | 428,000    |
|                                  |  | San Roque Integrated School  |                    | 219,000    | 219,000     |            |
|                                  |  | San Vicente Integrated School  | 3,567,000          | 378,000    | 3,945,000   |            |
|                                  |  | Sulat National High School - Sto. Niño Annex                                     | 6,314,000          | 680,000    | 6,994,000   |            |
|                                  |  | Sulu-an Integrated School  | 3,414,000          | 399,000    | 3,813,000   |            |
|                                  |  | Tagbacan National High School (Tagbacan RHS)                                     | 9,890,000          | 715,000    | 10,605,000  |            |
|                                  |  | Taytay Integrated School   | 13,942,000         | 923,000    | 14,865,000  |            |
|                                  |  | Tubabao National High School   | 5,041,000          | 449,000    | 5,490,000   |            |

| REGION / SDO / SECONDARY SCHOOLS |  | JUNIOR HIGH SCHOOL |             |               | SENIOR HS  |
|----------------------------------|--|--------------------|-------------|---------------|------------|
|                                  |  | PS                 | MOOE        | TOTAL         | MOOE       |
|                                  | Vigan National High School   |                    | 341,000     | 341,000       |            |
|                                  | Division of Leyte  | 2,036,683,000      | 152,165,000 | 2,188,848,000 | 61,199,000 |
|                                  | Division Office - Proper   | 33,488,000         |             | 33,488,000    |            |
|                                  | Abuyog National High School  | 36,975,000         | 2,152,000   | 39,127,000    | 1,040,000  |
|                                  | Agapito Amado Memorial National High School  | 6,689,000          | 687,000     | 7,376,000     | 224,000    |
|                                  | Alangalang Agro-Industrial School (LSU-Alangalang Campus)                          | 12,790,000         | 855,000     | 13,645,000    | 302,000    |
|                                  | Alangalang National High School  | 61,163,000         | 4,056,000   | 65,219,000    | 2,228,000  |
|                                  | Alangalang Night High School   | 3,431,000          | 368,000     | 3,799,000     |            |
|                                  | Alegria Integrated School  |                    | 396,000     | 396,000       |            |
|                                  | Alfredo Parilla National High School   | 11,424,000         | 788,000     | 12,212,000    | 264,000    |
|                                  | Anahawan National High School  | 14,796,000         | 1,046,000   | 15,842,000    | 445,000    |
|                                  | Anahaway National High School  | 13,473,000         | 940,000     | 14,413,000    | 286,000    |
|                                  | Astorga National High School   | 6,599,000          | 575,000     | 7,174,000     | 150,000    |
|                                  | Asuncion S. Melgar National High School  | 29,003,000         | 1,935,000   | 30,938,000    | 690,000    |
|                                  | Atty. Roque Marcos National High School (La Paz NHS)                               | 27,906,000         | 2,090,000   | 29,996,000    | 1,054,000  |
|                                  | Balocawehay National High School   | 19,174,000         | 1,424,000   | 20,598,000    | 704,000    |
|                                  | Balugo National High School  | 9,321,000          | 717,000     | 10,038,000    | 202,000    |
|                                  | Barugo National High School  | 15,204,000         | 1,191,000   | 16,395,000    | 601,000    |
|                                  | Bato National High School  | 33,356,000         | 1,906,000   | 35,262,000    | 862,000    |
|                                  | Bilwang National High School   |                    | 310,000     | 310,000       |            |
|                                  | Bontoc National High School  | 10,643,000         | 865,000     | 11,508,000    | 514,000    |
|                                  | Borseth National High School   | 3,421,000          | 394,000     | 3,815,000     | 150,000    |
|                                  | Buli National High School (Anahawan National High School - Buli Annex)             | 5,138,000          | 452,000     | 5,590,000     | 150,000    |
|                                  | Bung-aw National High School   | 6,595,000          | 555,000     | 7,150,000     | 150,000    |
|                                  | Buraburon National High School   | 403,000            | 418,000     | 821,000       |            |
|                                  | Buracan National High School   | 5,099,000          | 446,000     | 5,545,000     | 150,000    |
|                                  | Burauen National High School   | 27,228,000         | 1,787,000   | 29,015,000    | 726,000    |
|                                  | Cabacungan National High School  | 13,759,000         | 942,000     | 14,701,000    | 514,000    |
|                                  | Cabatoan National High School  | 4,692,000          | 453,000     | 5,145,000     | 150,000    |
|                                  | Cagbolo Senior High School   |                    |             |               | 173,000    |
|                                  | Cahagnaan National High School   | 11,750,000         | 815,000     | 12,565,000    | 282,000    |
|                                  | Cahigan National High School   | 4,854,000          | 452,000     | 5,306,000     |            |
|                                  | Calingaguig National High School   | 17,672,000         | 1,053,000   | 18,725,000    | 481,000    |
|                                  | Calubian Integrated School   | 6,599,000          | 604,000     | 7,203,000     | 177,000    |
|                                  | Calubian National High School (Calubian NVS)                                       | 35,673,000         | 2,648,000   | 38,321,000    | 1,293,000  |
|                                  | Calunangan National High School  | 4,565,000          | 502,000     | 5,067,000     | 150,000    |
|                                  | Canmarating National High School   | 403,000            | 327,000     | 730,000       |            |
|                                  | Cantuha-on National High School  | 11,164,000         | 799,000     | 11,963,000    | 243,000    |
|                                  | Capudlosan National High School  | 4,079,000          | 381,000     | 4,460,000     | 150,000    |
|                                  | Carigara School of Fisheries   | 26,761,000         | 1,591,000   | 28,352,000    | 784,000    |
|                                  | Celestino de Guzman Memorial National High School                                  | 11,936,000         | 771,000     | 12,707,000    |            |
|                                  | Celestino de Guzman Memorial National High School - Stand Alone Senior High School |                    |             |               | 354,000    |
|                                  | Conalum National High School   | 6,714,000          | 570,000     | 7,284,000     | 161,000    |
|                                  | Concepcion National High School  | 13,989,000         | 935,000     | 14,924,000    | 252,000    |
|                                  | Damulaan National High School  | 18,760,000         | 1,280,000   | 20,040,000    | 484,000    |
|                                  | Daniel Z. Romualdez State Comprehensive School of Fisheries                        | 8,255,000          | 673,000     | 8,928,000     | 193,000    |
|                                  | Dawahon Integrated School  |                    | 546,000     | 546,000       |            |
|                                  | Don Mariano Salvacion Memorial National High School                                | 7,580,000          | 874,000     | 8,454,000     | 153,000    |
|                                  | Esperanza National High School   | 6,792,000          | 571,000     | 7,363,000     | 150,000    |
|                                  | Euperfia Puda National High School   | 3,246,000          | 483,000     | 3,729,000     | 150,000    |
|                                  | Felix Caneja Lafuente National High School   | 10,297,000         | 820,000     | 11,117,000    | 268,000    |
|                                  | Gibacungan National High School  | 6,859,000          | 623,000     | 7,482,000     | 176,000    |
|                                  | Granja-Kalinawan National High School  | 59,456,000         | 3,606,000   | 63,062,000    | 2,008,000  |
|                                  | Granja-Kalinawan National High School - Uguiao Annex                               |                    | 540,000     | 540,000       | 179,000    |
|                                  | Granja-Kalinawan National High School (Hiagsam Annex)                              |                    | 495,000     | 495,000       |            |
|                                  | Gregorio C. Catenza National High School   | 27,181,000         | 1,944,000   | 29,125,000    | 1,027,000  |
|                                  | Guinarona National High School   | 6,601,000          | 588,000     | 7,189,000     | 181,000    |
|                                  | Hampangan National High School   | 1,619,000          | 318,000     | 1,937,000     |            |
|                                  | Hampipila National High School - Libertad National High School Annex               | 3,856,000          | 449,000     | 4,305,000     | 150,000    |
|                                  | Hampipila National High School   | 14,090,000         | 998,000     | 15,088,000    | 522,000    |
|                                  | Hibunauan National High School   |                    | 588,000     | 588,000       | 215,000    |
|                                  | Hilusig National High School   |                    | 230,000     | 230,000       |            |
|                                  | Hindang National High School   | 20,781,000         | 1,244,000   | 22,025,000    | 325,000    |
|                                  | Hitudpan National High School  | 3,836,000          | 422,000     | 4,258,000     | 150,000    |



| REGION / SDO / SECONDARY SCHOOLS |   | JUNIOR HIGH SCHOOL |           |            | SENIOR HS |
|----------------------------------|---|--------------------|-----------|------------|-----------|
|                                  |   | PS                 | MOOE      | TOTAL      | MOOE      |
|                                  | Inopacan National High School   | 8,807,000          | 722,000   | 9,529,000  | 294,000   |
|                                  | Isabel National Comprehensive High School (Isabel NAVS)   | 27,690,000         | 1,943,000 | 29,633,000 | 1,040,000 |
|                                  | Isabel National High School   | 17,642,000         | 1,166,000 | 18,808,000 | 733,000   |
|                                  | Javier National High School   | 30,021,000         | 2,003,000 | 32,024,000 | 667,000   |
|                                  | Juan S. Tismo National High School  | 24,501,000         | 1,630,000 | 26,131,000 | 828,000   |
|                                  | Juan Villablanca Memorial High School   | 25,903,000         | 1,676,000 | 27,579,000 | 789,000   |
|                                  | Jugaban National High School  | 17,764,000         | 1,812,000 | 19,576,000 | 1,196,000 |
|                                  | Julita National High School   | 25,262,000         | 1,533,000 | 26,795,000 | 493,000   |
|                                  | Justimbaste- Remandaban National High School  | 21,969,000         | 1,456,000 | 23,425,000 | 516,000   |
|                                  | Kananga National High School  | 69,420,000         | 3,639,000 | 73,059,000 | 1,235,000 |
|                                  | Kananga National High School - Kawayan Annex  | 6,759,000          | 623,000   | 7,382,000  |           |
|                                  | Kananga National High School - Libertad Annex   | 4,245,000          | 472,000   | 4,717,000  |           |
|                                  | Kananga National High School (Montebello Annex)   |                    | 572,000   | 572,000    |           |
|                                  | Kananga National High School (Rizal Annex)  |                    | 620,000   | 620,000    | 215,000   |
|                                  | Kauswagan National High School  | 4,073,000          | 537,000   | 4,610,000  |           |
|                                  | Kikilo National High School   | 4,898,000          | 444,000   | 5,342,000  | 150,000   |
|                                  | Kiling National High School   | 11,916,000         | 815,000   | 12,731,000 | 291,000   |
|                                  | Leyte National High School  | 21,775,000         | 1,744,000 | 23,519,000 | 731,000   |
|                                  | Leyte National High School - Consuegra Annex  | 13,345,000         | 924,000   | 14,269,000 | 396,000   |
|                                  | Libas National High School  | 5,401,000          | 505,000   | 5,906,000  |           |
|                                  | Libertad National High School   | 7,965,000          | 691,000   | 8,656,000  | 293,000   |
|                                  | Lim-Ao National High School   | 10,657,000         | 761,000   | 11,418,000 | 305,000   |
|                                  | Lomonon National High School  | 7,846,000          | 649,000   | 8,495,000  | 247,000   |
|                                  | Macalpi-ay National High School   | 4,607,000          | 523,000   | 5,130,000  | 176,000   |
|                                  | MacArthur National High School  | 29,046,000         | 2,161,000 | 31,207,000 | 789,000   |
|                                  | Mahaplag High School (Upper)  | 17,148,000         | 1,069,000 | 18,217,000 | 252,000   |
|                                  | Mahaplag National High School   | 31,545,000         | 2,019,000 | 33,564,000 | 1,190,000 |
|                                  | Malibago National High School   | 8,370,000          | 703,000   | 9,073,000  | 195,000   |
|                                  | Manaybanay National High School   | 8,827,000          | 748,000   | 9,575,000  | 236,000   |
|                                  | Manlilisid National High School   | 7,690,000          | 802,000   | 8,492,000  | 357,000   |
|                                  | Marao National High School  | 6,648,000          | 574,000   | 7,222,000  | 216,000   |
|                                  | Marcelino R. Veloso National High School (Marcelino R. Veloso National Comprehensive High School) | 20,949,000         | 1,452,000 | 22,401,000 | 289,000   |
|                                  | Mariano Salazar National High School  | 3,304,000          | 435,000   | 3,739,000  | 150,000   |
|                                  | Matag-ob National High School   | 30,791,000         | 2,016,000 | 32,807,000 |           |
|                                  | Matag-ob Stand Alone Senior High School   |                    |           |            | 1,106,000 |
|                                  | Matalom National High School  | 26,626,000         | 1,689,000 | 28,315,000 | 797,000   |
|                                  | Matlang National High School  | 20,829,000         | 1,511,000 | 22,340,000 | 726,000   |
|                                  | Mayorga National High School  | 25,246,000         | 1,716,000 | 26,962,000 | 807,000   |
|                                  | Minesite National High School   | 1,632,000          | 278,000   | 1,910,000  |           |
|                                  | Muertegui National High School  | 13,481,000         | 990,000   | 14,471,000 | 399,000   |
|                                  | Naval National High School  | 7,931,000          | 663,000   | 8,594,000  | 150,000   |
|                                  | Pagsulhugon National High School  | 11,474,000         | 879,000   | 12,353,000 | 335,000   |
|                                  | Palale National High School   | 7,881,000          | 732,000   | 8,613,000  | 150,000   |
|                                  | Palo National High School   | 70,219,000         | 4,528,000 | 74,747,000 | 1,456,000 |
|                                  | Palo National High School - Pawing Annex  |                    | 633,000   | 633,000    | 342,000   |
|                                  | Palompon National High School   | 19,826,000         | 1,879,000 | 21,705,000 | 1,385,000 |
|                                  | Pastor Salazar National High School   | 10,734,000         | 715,000   | 11,449,000 | 270,000   |
|                                  | Patoc National High School  | 15,387,000         | 1,143,000 | 16,530,000 |           |
|                                  | Patoc Stand Alone Senior High School  |                    |           |            | 586,000   |
|                                  | PCCC St. Filomena National High School  | 2,039,000          | 355,000   | 2,394,000  | 150,000   |
|                                  | Pinamopoan National High School   | 467,000            | 944,000   | 1,411,000  | 213,000   |
|                                  | Polahongon National High School   | 8,651,000          | 785,000   | 9,436,000  | 160,000   |
|                                  | Puerto Bello National High School   | 6,708,000          | 808,000   | 7,516,000  | 248,000   |
|                                  | Rafaelito Cabañas Martinez National High School   | 7,244,000          | 619,000   | 7,863,000  | 215,000   |
|                                  | Rizal National High School  | 4,122,000          | 427,000   | 4,549,000  | 150,000   |
|                                  | San Agustin National High School  | 10,450,000         | 886,000   | 11,336,000 | 348,000   |
|                                  | San Francisco National High School  | 8,291,000          | 636,000   | 8,927,000  | 215,000   |
|                                  | San Guillermo National High School  | 3,953,000          | 498,000   | 4,451,000  | 181,000   |
|                                  | San Isidro National High School   | 24,918,000         | 1,920,000 | 26,838,000 | 786,000   |
|                                  | San Joaquin National High School  | 15,036,000         | 1,014,000 | 16,050,000 | 511,000   |
|                                  | San Jose National High School   | 10,274,000         | 826,000   | 11,100,000 | 351,000   |
|                                  | San Miguel National High School   | 28,378,000         | 1,738,000 | 30,116,000 | 899,000   |
|                                  | Seguinon National High School   | 21,579,000         | 1,511,000 | 23,090,000 |           |
|                                  | Seguinon Stand Alone Senior High School   |                    |           |            | 1,026,000 |
|                                  | Sogod National High School (Carigara School of Fisheries - Sogod Annex)                           | 5,381,000          | 496,000   | 5,877,000  |           |
|                                  | Sta. Ana National High School   | 6,721,000          | 653,000   | 7,374,000  | 192,000   |

| REGION / SDO / SECONDARY SCHOOLS |  |   | JUNIOR HIGH SCHOOL |            |             | SENIOR HS |
|----------------------------------|--|---|--------------------|------------|-------------|-----------|
|                                  |  |   | PS                 | MOOE       | TOTAL       | MOOE      |
|                                  |  | Sta. Cruz National High School                                  | 15,653,000         | 1,113,000  | 16,766,000  | 330,000   |
|                                  |  | Sta. Fe National High School                                    | 30,907,000         | 2,110,000  | 33,017,000  |           |
|                                  |  | Sta. Fe Stand Alone Senior High School                          |                    |            |             | 1,198,000 |
|                                  |  | Sta. Margarita National High School                             | 8,697,000          | 637,000    | 9,334,000   | 170,000   |
|                                  |  | Sta. Mesa National High School                                  | 32,769,000         | 2,292,000  | 35,061,000  | 972,000   |
|                                  |  | Sta. Paz Integrated School                                      |                    | 332,000    | 332,000     | 150,000   |
|                                  |  | Sta. Rosa National High School, Barugo I                        | 12,483,000         | 847,000    | 13,330,000  | 231,000   |
|                                  |  | Sta. Rosa National High School, Matag-ob                        | 4,482,000          | 407,000    | 4,889,000   | 150,000   |
|                                  |  | Sulpa National High School                                      | 4,170,000          | 467,000    | 4,637,000   | 150,000   |
|                                  |  | Tabango National High School                                    | 22,837,000         | 1,665,000  | 24,502,000  | 903,000   |
|                                  |  | Taberna National High School                                    | 16,062,000         | 1,056,000  | 17,118,000  | 270,000   |
|                                  |  | Tahud National High School                                      | 5,071,000          | 462,000    | 5,533,000   | 150,000   |
|                                  |  | Talisay National High School                                    |                    | 343,000    | 343,000     |           |
|                                  |  | Tanauan National High School (Cabuynan Annex)                   | 6,952,000          | 601,000    | 7,553,000   | 204,000   |
|                                  |  | Tanauan National High School (San Roque NHS)                    | 32,647,000         | 2,127,000  | 34,774,000  | 1,586,000 |
|                                  |  | Tanauan School of Craftsmanship & Home Industries (LIT Tanauan) | 36,504,000         | 2,211,000  | 38,715,000  | 1,128,000 |
|                                  |  | Teofilo R. Macaso Memorial National High School                 | 10,787,000         | 800,000    | 11,587,000  | 286,000   |
|                                  |  | Tinabitan National High School                                  | 8,115,000          | 562,000    | 8,677,000   | 150,000   |
|                                  |  | Tinago National High School                                     | 12,723,000         | 913,000    | 13,636,000  | 247,000   |
|                                  |  | Tolosa National High School                                     | 31,492,000         | 2,175,000  | 33,667,000  | 1,008,000 |
|                                  |  | Trinidad B. Caidic National High School                         | 4,046,000          | 496,000    | 4,542,000   |           |
|                                  |  | Villaba National Comprehensive High School                      | 25,517,000         | 1,905,000  | 27,422,000  | 718,000   |
|                                  |  | Villaba National High School (LNCAST)                           | 8,851,000          | 712,000    | 9,563,000   | 238,000   |
|                                  |  | Waterloo National High School                                   | 6,518,000          | 533,000    | 7,051,000   | 150,000   |
|                                  |  |   |                    |            |             |           |
|                                  |  | Division of Maasin City   | 145,753,000        | 11,227,000 | 156,980,000 | 2,641,000 |
|                                  |  | Division Office - Proper  | 2,299,000          |            | 2,299,000   |           |
|                                  |  | Asuncion Integrated School                                      | 5,185,000          | 732,000    | 5,917,000   |           |
|                                  |  | Batuan Integrated School  | 810,000            | 333,000    | 1,143,000   |           |
|                                  |  | Baugo National High School                                      | 5,737,000          | 407,000    | 6,144,000   |           |
|                                  |  | Canyuom Integrated School                                       | 403,000            | 240,000    | 643,000     |           |
|                                  |  | Dongon National High School                                     | 13,530,000         | 791,000    | 14,321,000  | 305,000   |
|                                  |  | Guadalupe National High School                                  | 9,536,000          | 613,000    | 10,149,000  |           |
|                                  |  | Hinapu Daku National High School                                | 3,550,000          | 379,000    | 3,929,000   |           |
|                                  |  | Ibarra National High School                                     | 13,074,000         | 803,000    | 13,877,000  | 286,000   |
|                                  |  | Libhu National High School                                      | 10,734,000         | 701,000    | 11,435,000  | 195,000   |
|                                  |  | Lunas National High School                                      | 4,050,000          | 491,000    | 4,541,000   |           |
|                                  |  | Maasin City National High School                                | 21,755,000         | 1,516,000  | 23,271,000  | 818,000   |
|                                  |  | Maasin City National High School Night                          | 3,610,000          | 190,000    | 3,800,000   |           |
|                                  |  | Malapoc Sur National High School                                | 11,041,000         | 531,000    | 11,572,000  |           |
|                                  |  | Manhilo National High School                                    | 11,544,000         | 828,000    | 12,372,000  | 268,000   |
|                                  |  | Maria Clara Integrated School                                   | 403,000            | 291,000    | 694,000     |           |
|                                  |  | Matin-aw National High School                                   | 2,901,000          | 367,000    | 3,268,000   |           |
|                                  |  | Nonok Norte National High School                                | 9,816,000          | 642,000    | 10,458,000  | 238,000   |
|                                  |  | Panan-awan Integrated School                                    | 403,000            | 283,000    | 686,000     |           |
|                                  |  | San Rafael National High School                                 | 9,264,000          | 618,000    | 9,882,000   |           |
|                                  |  | Tigbawan Integrated School                                      | 6,108,000          | 471,000    | 6,579,000   |           |
|                                  |  | Stand Alone SHS within San Rafael ES                            |                    |            |             | 531,000   |

| REGION / SDO / SECONDARY SCHOOLS |  |   | JUNIOR HIGH SCHOOL |            |             | SENIOR HS  |
|----------------------------------|--|---|--------------------|------------|-------------|------------|
|                                  |  |   | PS                 | MOOE       | TOTAL       | MOOE       |
|                                  |  |   |                    |            |             |            |
|                                  |  | Division of Northern Samar  | 699,192,000        | 51,280,000 | 750,472,000 | 17,370,000 |
|                                  |  | Division Office - Proper  | 10,562,000         |            | 10,562,000  |            |
|                                  |  | Acereda Integrated School   | 1,214,000          | 499,000    | 1,713,000   |            |
|                                  |  | Alegria National High School  | 21,394,000         | 1,419,000  | 22,813,000  | 550,000    |
|                                  |  | Balnasan National High School   |                    | 344,000    | 344,000     | 150,000    |
|                                  |  | Batag National High School  | 6,547,000          | 592,000    | 7,139,000   | 264,000    |
|                                  |  | Biri National High School   | 16,944,000         | 1,283,000  | 18,227,000  | 607,000    |
|                                  |  | Buenavista National High School   | 6,154,000          | 528,000    | 6,682,000   | 211,000    |
|                                  |  | Bukid National High School  |                    | 268,000    | 268,000     |            |
|                                  |  | Bulao National High School  |                    | 424,000    | 424,000     |            |
|                                  |  | Cabacungan National High School   | 7,533,000          | 615,000    | 8,148,000   | 150,000    |
|                                  |  | Cagamutan National High School  | 6,486,000          | 593,000    | 7,079,000   |            |
|                                  |  | Cahayagan National High School  | 4,156,000          | 532,000    | 4,688,000   | 177,000    |
|                                  |  | Capacujan National High School  | 9,358,000          | 664,000    | 10,022,000  | 284,000    |
|                                  |  | Capacujan National High School - Jangtud Integrated School Annex              | 5,654,000          | 496,000    | 6,150,000   | 150,000    |
|                                  |  | Catarman IV Central Integrated School   | 22,698,000         | 1,254,000  | 23,952,000  |            |
|                                  |  | Catarman National High School - Galutan ANHS Annex                            | 14,293,000         | 1,126,000  | 15,419,000  | 633,000    |
|                                  |  | Catigbi-An National High School (Rawis National High School Annex)            | 9,566,000          | 689,000    | 10,255,000  |            |
|                                  |  | Cervantes National High School (Rosario Lim Uy National High School)          | 12,280,000         | 763,000    | 13,043,000  |            |
|                                  |  | Dapdap National High School   |                    | 580,000    | 580,000     | 167,000    |
|                                  |  | Don Juan F. Avalon National High School - Bantayan National High School Annex | 11,420,000         | 840,000    | 12,260,000  | 346,000    |
|                                  |  | E.J. Dulay National High School   |                    | 347,000    | 347,000     |            |
|                                  |  | F. Dominice National High School  | 15,243,000         | 1,016,000  | 16,259,000  | 467,000    |
|                                  |  | Froctuso B. Regulacion National High School                                   |                    | 386,000    | 386,000     |            |
|                                  |  | Gamay National High School  | 21,492,000         | 1,312,000  | 22,804,000  | 743,000    |
|                                  |  | Gamay National High School - Anito NHS Annex                                  | 6,374,000          | 523,000    | 6,897,000   | 153,000    |
|                                  |  | Gamay National High School - Bangon Annex                                     | 10,124,000         | 715,000    | 10,839,000  | 218,000    |
|                                  |  | Guindaulan National High School   | 4,170,000          | 381,000    | 4,551,000   |            |
|                                  |  | Hibubullao National High School   | 19,811,000         | 1,133,000  | 20,944,000  | 346,000    |
|                                  |  | Landusan National High School   | 7,480,000          | 559,000    | 8,039,000   |            |
|                                  |  | Laoang National High School   | 13,774,000         | 796,000    | 14,570,000  | 1,036,000  |
|                                  |  | Laoang National High School - Rawis NHS Annex                                 | 21,996,000         | 1,530,000  | 23,526,000  | 915,000    |
|                                  |  | Laoang National High School - Suba National High School Annex                 | 3,806,000          | 349,000    | 4,155,000   |            |
|                                  |  | Laoang National Technical High School   | 32,919,000         | 1,729,000  | 34,648,000  | 663,000    |
|                                  |  | Laperla National High School (Rawis National High School Annex)               | 7,639,000          | 524,000    | 8,163,000   |            |
|                                  |  | Las Navas National High School  | 69,661,000         | 1,621,000  | 71,282,000  | 1,167,000  |
|                                  |  | Lipata National High School   | 6,091,000          | 452,000    | 6,543,000   |            |
|                                  |  | Lope de Vega National High School   | 19,037,000         | 1,442,000  | 20,479,000  |            |
|                                  |  | Lope de Vega Stand Alone Senior High School                                   |                    |            |             | 893,000    |
|                                  |  | Magsaysay National High School  |                    | 406,000    | 406,000     |            |
|                                  |  | Magtaon National High School  |                    | 465,000    | 465,000     |            |
|                                  |  | Makiwalo National High School   | 11,112,000         | 810,000    | 11,922,000  | 300,000    |
|                                  |  | Malobago - Pagsang-An National High School                                    | 7,572,000          | 609,000    | 8,181,000   |            |
|                                  |  | Mapanas AHS - Magno Siljagon National High School Annex                       | 5,584,000          | 495,000    | 6,079,000   |            |
|                                  |  | Maravilla National High School  |                    | 482,000    | 482,000     | 215,000    |
|                                  |  | Marubay National High School  | 5,484,000          | 583,000    | 6,067,000   | 216,000    |
|                                  |  | Maxvilla National High School   | 1,619,000          | 307,000    | 1,926,000   |            |
|                                  |  | Mongolbongol National High School   | 9,722,000          | 670,000    | 10,392,000  | 208,000    |
|                                  |  | Nenita National High School   | 8,301,000          | 789,000    | 9,090,000   | 268,000    |
|                                  |  | Oleras National High School   |                    | 552,000    | 552,000     | 332,000    |
|                                  |  | Pambujan National High School   | 50,778,000         | 2,868,000  | 53,646,000  | 1,568,000  |
|                                  |  | Polangi National High School  | 17,230,000         | 1,357,000  | 18,587,000  | 718,000    |
|                                  |  | Poponton National High School   |                    | 393,000    | 393,000     |            |
|                                  |  | Potong National High School   | 11,086,000         | 829,000    | 11,915,000  |            |
|                                  |  | Rosario National High School  | 15,801,000         | 1,231,000  | 17,032,000  | 507,000    |
|                                  |  | Ruperto S. Sampayan National High School                                      |                    | 222,000    | 222,000     |            |
|                                  |  | Salvacion National High School  | 5,790,000          | 517,000    | 6,307,000   |            |
|                                  |  | San Antonio National High School  | 6,442,000          | 622,000    | 7,064,000   | 193,000    |
|                                  |  | San Isidro National High School (LN)  | 14,688,000         | 593,000    | 15,281,000  | 150,000    |
|                                  |  | San Isidro National High School (SI)  | 22,169,000         | 1,293,000  | 23,462,000  | 665,000    |
|                                  |  | San Miguel National High School   | 8,378,000          | 717,000    | 9,095,000   | 150,000    |

| REGION / SDO / SECONDARY SCHOOLS |   | JUNIOR HIGH SCHOOL |            |             | SENIOR HS  |
|----------------------------------|---|--------------------|------------|-------------|------------|
|                                  |   | PS                 | MOOE       | TOTAL       | MOOE       |
|                                  | San Vicente National High School  | 871,000            | 461,000    | 1,332,000   | 206,000    |
|                                  | Sumuroy Agro-Industrial School - Cabatuan NHS Annex                           | 6,140,000          | 679,000    | 6,819,000   | 183,000    |
|                                  | Sumuroy Agro-Industrial School - Pangpang Integrated School Annex             | 5,610,000          | 496,000    | 6,106,000   |            |
|                                  | Taylor National High School - Las Navas National High School Annex            |                    | 284,000    | 284,000     |            |
|                                  | Veriato National High School  | 9,705,000          | 711,000    | 10,416,000  |            |
|                                  | Victoria National High School (Mawo NHS)                                      | 24,288,000         | 1,513,000  | 25,801,000  |            |
|                                  | Victoria Senior High School (Stand Alone)                                     |                    |            |             | 668,000    |
|                                  | Vigo National High School   | 12,268,000         | 776,000    | 13,044,000  | 383,000    |
|                                  | Washington National High School   | 12,678,000         | 858,000    | 13,536,000  |            |
|                                  | Zoilo T. Lobos Memorial High School   |                    | 368,000    | 368,000     | 150,000    |
|                                  | Division of Ormoc City  | 167,930,000        | 14,325,000 | 182,255,000 | 8,816,000  |
|                                  | Division Office - Proper  | 2,957,000          |            | 2,957,000   |            |
|                                  | Dolores National High School  | 26,642,000         | 1,533,000  | 28,175,000  | 440,000    |
|                                  | Dolores National High School (Tongonan Annex)                                 | 6,850,000          | 799,000    | 7,649,000   | 390,000    |
|                                  | Donghol Integrated School   |                    | 286,000    | 286,000     |            |
|                                  | Gaas Integrated School  | 810,000            | 357,000    | 1,167,000   |            |
|                                  | Genero B. Lureñana National High School (Matica-a National High School Annex) | 6,658,000          | 632,000    | 7,290,000   | 238,000    |
|                                  | Julian Gantuangco National High School  | 403,000            | 510,000    | 913,000     | 150,000    |
|                                  | Lilo-an National High School  | 18,710,000         | 1,532,000  | 20,242,000  | 591,000    |
|                                  | Linao National High School  | 25,797,000         | 1,730,000  | 27,527,000  | 852,000    |
|                                  | Margen National High School   | 18,444,000         | 1,525,000  | 19,969,000  | 513,000    |
|                                  | Mas-in Integrated School  | 810,000            | 428,000    | 1,238,000   |            |
|                                  | New Ormoc City National High School (Ormoc City Night High School Annex)      | 502,000            | 422,000    | 924,000     | 153,000    |
|                                  | Ormoc City Regional Sports Academy  |                    |            |             | 583,000    |
|                                  | Ormoc City Senior High School   |                    |            |             | 2,910,000  |
|                                  | Rustico Capahi, Sr. Memorial National High School (Sabang Bao NHS)            | 9,637,000          | 632,000    | 10,269,000  | 169,000    |
|                                  | San Antonio Integrated School   |                    | 266,000    | 266,000     |            |
|                                  | San Jose National High School   | 15,748,000         | 1,234,000  | 16,982,000  | 424,000    |
|                                  | Valencia National High School   | 26,800,000         | 1,930,000  | 28,730,000  | 1,252,000  |
|                                  | Valencia National High School (Cabintan Integrated High School)               | 7,162,000          | 509,000    | 7,671,000   | 151,000    |
|                                  | Division of Samar   | 723,666,000        | 59,325,000 | 782,991,000 | 21,139,000 |
|                                  | Division Office - Proper  | 12,025,000         |            | 12,025,000  |            |
|                                  | Almagro National High School  | 8,451,000          | 628,000    | 9,079,000   | 165,000    |
|                                  | Anibongon Integrated School   | 4,076,000          | 452,000    | 4,528,000   |            |
|                                  | Apolonia Integrated School  | 467,000            | 311,000    | 778,000     |            |
|                                  | Astorga Integrated School   |                    | 224,000    | 224,000     |            |
|                                  | Babacayon Integrated School   |                    | 226,000    | 226,000     |            |
|                                  | Baclayan National High School   | 7,126,000          | 590,000    | 7,716,000   |            |
|                                  | Bagacay National High School  | 14,346,000         | 759,000    | 15,105,000  | 254,000    |
|                                  | Bagacay National High School-Daram National High School Annex                 | 5,603,000          | 565,000    | 6,168,000   | 236,000    |
|                                  | Bakhaw National High School   | 4,698,000          | 455,000    | 5,153,000   | 183,000    |
|                                  | Balocawe Integrated School  | 1,214,000          | 481,000    | 1,695,000   | 192,000    |
|                                  | Baquiaw National High School  | 6,007,000          | 474,000    | 6,481,000   | 150,000    |
|                                  | Baras National High School  | 5,048,000          | 444,000    | 5,492,000   | 150,000    |
|                                  | Basey Memorial High School - Old San Agustin Annex                            | 7,879,000          | 779,000    | 8,658,000   | 247,000    |
|                                  | Bioso Integrated School   | 8,404,000          | 629,000    | 9,033,000   | 241,000    |
|                                  | Birawan National High School  | 12,326,000         | 885,000    | 13,211,000  | 321,000    |
|                                  | Blanca Aurora Integrated School   |                    | 289,000    | 289,000     |            |
|                                  | Bonga National High School  | 3,548,000          | 406,000    | 3,954,000   |            |
|                                  | Buao Integrated School  |                    | 208,000    | 208,000     |            |
|                                  | Buenos Aires Integrated School  | 1,711,000          | 313,000    | 2,024,000   |            |
|                                  | Burgos Integrated School (Burgos National High School)                        | 11,778,000         | 878,000    | 12,656,000  | 316,000    |
|                                  | Cabitan-an National High School   | 4,948,000          | 509,000    | 5,457,000   | 150,000    |
|                                  | Cabunga-an Integrated School  | 4,133,000          | 433,000    | 4,566,000   | 150,000    |
|                                  | Calapi National High School   | 17,106,000         | 1,072,000  | 18,178,000  | 467,000    |
|                                  | Camayse Integrated School   |                    | 205,000    | 205,000     |            |
|                                  | Caranas Integrated School   |                    | 206,000    | 206,000     |            |
|                                  | Casandig National High School   | 9,504,000          | 785,000    | 10,289,000  | 263,000    |

| REGION / SDO / SECONDARY SCHOOLS |  | JUNIOR HIGH SCHOOL |           |            | SENIOR HS |
|----------------------------------|--|--------------------|-----------|------------|-----------|
|                                  |  | PS                 | MOOE      | TOTAL      | MOOE      |
|                                  | Casapa National High School-Jiabong National High School Annex                           | 3,392,000          | 361,000   | 3,753,000  | 150,000   |
|                                  | Concord Integrated School  | 403,000            | 232,000   | 635,000    |           |
|                                  | Costa Rica National High School  | 9,153,000          | 665,000   | 9,818,000  | 263,000   |
|                                  | Dampigan National High School  | 6,473,000          | 928,000   | 7,401,000  |           |
|                                  | Daram National High School   | 30,283,000         | 1,724,000 | 32,007,000 | 793,000   |
|                                  | Daram National High School - Sua Annex   | 6,346,000          | 950,000   | 7,296,000  | 445,000   |
|                                  | Guintarcan National High School  | 7,253,000          | 633,000   | 7,886,000  | 222,000   |
|                                  | Hampton Integrated School  |                    | 432,000   | 432,000    |           |
|                                  | Hinangutdan National High School-Sta. Rita National High School Annex                    | 5,695,000          | 470,000   | 6,165,000  | 170,000   |
|                                  | Igot National High School  | 11,741,000         | 755,000   | 12,496,000 | 261,000   |
|                                  | Independencia National High School   | 15,990,000         | 1,019,000 | 17,009,000 | 568,000   |
|                                  | Inobongan Integrated School  |                    | 253,000   | 253,000    |           |
|                                  | Jiabong National High School   | 25,316,000         | 1,387,000 | 26,703,000 | 603,000   |
|                                  | Kerikite Integrated School   |                    | 214,000   | 214,000    |           |
|                                  | Lamingao National High School  | 4,451,000          | 474,000   | 4,925,000  | 160,000   |
|                                  | Lawaan National High School  | 7,661,000          | 537,000   | 8,198,000  | 161,000   |
|                                  | Lokilokon Integrated School  | 403,000            | 251,000   | 654,000    |           |
|                                  | Mabini National High School  | 5,918,000          | 618,000   | 6,536,000  | 169,000   |
|                                  | Majacob Integrated School  | 7,658,000          | 709,000   | 8,367,000  | 252,000   |
|                                  | Malino National High School-Jiabong National High School Annex                           | 4,326,000          | 798,000   | 5,124,000  | 174,000   |
|                                  | Marabut National High School   | 14,307,000         | 900,000   | 15,207,000 | 371,000   |
|                                  | Matalud Integrated School  |                    | 217,000   | 217,000    |           |
|                                  | Matuguinao National High School  | 9,244,000          | 895,000   | 10,139,000 | 328,000   |
|                                  | Minarog Integrated School  |                    | 210,000   | 210,000    |           |
|                                  | Motiong National High School   | 23,371,000         | 1,329,000 | 24,700,000 | 848,000   |
|                                  | Mualbual Integrated School   | 8,132,000          | 641,000   | 8,773,000  | 273,000   |
|                                  | Napuro National High School (Sta. Margarita National High School - Napuro Annex)         | 7,921,000          | 632,000   | 8,553,000  | 183,000   |
|                                  | Osmeña National High School  | 21,232,000         | 1,470,000 | 22,702,000 | 825,000   |
|                                  | Pagsanghan National High School  | 19,099,000         | 1,123,000 | 20,222,000 | 720,000   |
|                                  | Parasan National High School   | 15,754,000         | 873,000   | 16,627,000 | 208,000   |
|                                  | Parasanon National High School-Pinabacdao National High School Annex                     | 8,683,000          | 765,000   | 9,448,000  | 193,000   |
|                                  | Patong National High School  | 810,000            | 356,000   | 1,166,000  |           |
|                                  | Pequit Integrated School   |                    | 323,000   | 323,000    |           |
|                                  | Pinabacdao National High School  | 5,802,000          | 452,000   | 6,254,000  | 150,000   |
|                                  | Pinaplata Integrated School  | 4,729,000          | 506,000   | 5,235,000  | 150,000   |
|                                  | Plaridel National High School  | 5,541,000          | 532,000   | 6,073,000  | 150,000   |
|                                  | Primitivo T. Torrechiva National High School   |                    | 357,000   | 357,000    | 150,000   |
|                                  | Ramon T. Diaz Memorial High School (Buenavista Annex)                                    | 17,648,000         | 900,000   | 18,548,000 | 309,000   |
|                                  | Ramon T. Diaz Memorial High School - Erenas Annex  | 22,786,000         | 1,278,000 | 24,064,000 | 805,000   |
|                                  | Ramon T. Diaz Memorial High School (Gandara NHS)   | 41,767,000         | 2,503,000 | 44,270,000 | 1,932,000 |
|                                  | Rizal Integrated School  | 5,270,000          | 528,000   | 5,798,000  | 190,000   |
|                                  | Rosalim Integrated School  | 403,000            | 237,000   | 640,000    |           |
|                                  | Sabang Integrated School   |                    | 205,000   | 205,000    |           |
|                                  | San Andres National High School  | 9,679,000          | 769,000   | 10,448,000 | 289,000   |
|                                  | San Fernando National High School-Valeriano C. Yancha Memorial Agricultural School Annex | 2,148,000          | 586,000   | 2,734,000  | 186,000   |
|                                  | San Isidro National High School-Zumarraga National High School Annex                     | 2,087,000          | 599,000   | 2,686,000  | 224,000   |
|                                  | San Jose de Buan National High School  | 9,081,000          | 920,000   | 10,001,000 | 243,000   |
|                                  | San Rafael Integrated School   |                    | 209,000   | 209,000    |           |
|                                  | San Sebastian National High School   | 10,677,000         | 756,000   | 11,433,000 | 264,000   |
|                                  | Sevilla Integrated School  |                    | 231,000   | 231,000    |           |
|                                  | Simeon Ocdo National High School   | 10,171,000         | 927,000   | 11,098,000 | 362,000   |
|                                  | Sta. Elena Integrated School   |                    | 217,000   | 217,000    |           |
|                                  | Sta. Rita National High School   | 16,843,000         | 925,000   | 17,768,000 | 444,000   |
|                                  | Sto. Niño Integrated School  |                    | 400,000   | 400,000    |           |
|                                  | Sto. Niño National High School   | 14,570,000         | 922,000   | 15,492,000 | 385,000   |
|                                  | Tagapul-an National High School  | 12,393,000         | 718,000   | 13,111,000 | 183,000   |
|                                  | Tarangnan National High School - Oeste Annex   | 9,716,000          | 737,000   | 10,453,000 | 307,000   |
|                                  | Tatabunan Integrated School  | 810,000            | 315,000   | 1,125,000  |           |
|                                  | Tenani Integrated National High School   | 6,415,000          | 584,000   | 6,999,000  |           |
|                                  | Tizon National High School   | 4,054,000          | 413,000   | 4,467,000  |           |
|                                  | Tominamos Integrated School  | 28,047,000         | 1,791,000 | 29,838,000 | 1,132,000 |

| REGION / SDO / SECONDARY SCHOOLS |  | JUNIOR HIGH SCHOOL |            |             | SENIOR HS  |
|----------------------------------|--|--------------------|------------|-------------|------------|
|                                  |  | PS                 | MOOE       | TOTAL       | MOOE       |
|                                  | Villahermosa National High School                                      | 11,340,000         | 527,000    | 11,867,000  | 176,000    |
|                                  | Villahermosa National High School-Pagsanhan National High School Annex |                    | 406,000    | 406,000     |            |
|                                  | Villareal National High School   | 25,330,000         | 1,640,000  | 26,970,000  | 818,000    |
|                                  | Zumarraga Integrated School  | 14,946,000         | 885,000    | 15,831,000  | 465,000    |
|                                  | Division of Southern Leyte   | 560,506,000        | 39,990,000 | 600,496,000 | 16,363,000 |
|                                  | Division Office - Proper   | 8,452,000          |            | 8,452,000   |            |
|                                  | Anahawan Vocational High School  | 6,857,000          | 657,000    | 7,514,000   | 247,000    |
|                                  | Beniton Integrated School  | 810,000            | 382,000    | 1,192,000   |            |
|                                  | Bontoc National High School  | 25,701,000         | 1,791,000  | 27,492,000  | 511,000    |
|                                  | Buenavista Integrated School   |                    | 204,000    | 204,000     |            |
|                                  | Canipaan National High School  | 18,063,000         | 1,150,000  | 19,213,000  | 504,000    |
|                                  | Canipaan National High School - Hinunangan Annex                       | 18,893,000         | 1,181,000  | 20,074,000  | 733,000    |
|                                  | Catmon Integrated School   | 1,214,000          | 370,000    | 1,584,000   |            |
|                                  | Concepcion National High School  | 10,175,000         | 612,000    | 10,787,000  | 254,000    |
|                                  | Consolacion National High School                                       | 15,258,000         | 912,000    | 16,170,000  | 358,000    |
|                                  | Divisoria National High School   | 9,952,000          | 642,000    | 10,594,000  | 216,000    |
|                                  | Don Agustin F. Escano National High School                             | 11,775,000         | 929,000    | 12,704,000  | 440,000    |
|                                  | Esperanza National High School   | 4,851,000          | 432,000    | 5,283,000   | 150,000    |
|                                  | Estela National High School  | 10,197,000         | 643,000    | 10,840,000  | 218,000    |
|                                  | Higatangan National High School  | 14,619,000         | 704,000    | 15,323,000  | 259,000    |
|                                  | Hilaan National High School  | 13,360,000         | 815,000    | 14,175,000  | 271,000    |
|                                  | Himay-angan National High School                                       | 14,675,000         | 892,000    | 15,567,000  | 342,000    |
|                                  | Himbangan National High School   | 20,474,000         | 1,082,000  | 21,556,000  | 403,000    |
|                                  | Hitawos Integrated School  | 403,000            | 292,000    | 695,000     |            |
|                                  | Ichon National High School   | 21,278,000         | 1,516,000  | 22,794,000  | 681,000    |
|                                  | Kahupian Integrated School   | 1,619,000          | 430,000    | 2,049,000   |            |
|                                  | Katipunan National High School   | 5,564,000          | 445,000    | 6,009,000   | 150,000    |
|                                  | Libagon National High School   | 8,094,000          | 743,000    | 8,837,000   | 335,000    |
|                                  | Libas National High School   | 8,532,000          | 579,000    | 9,111,000   | 150,000    |
|                                  | Liloan National Technical Vocational High School                       | 20,677,000         | 1,663,000  | 22,340,000  | 958,000    |
|                                  | Limasawa National High School  | 11,898,000         | 768,000    | 12,666,000  | 371,000    |
|                                  | Lungsodan National High School   | 17,148,000         | 1,299,000  | 18,447,000  | 628,000    |
|                                  | Malitbog National High School  | 2,429,000          | 501,000    | 2,930,000   |            |
|                                  | Marayag National High School   |                    | 641,000    | 641,000     | 150,000    |
|                                  | Mercedes National High School  | 17,362,000         | 574,000    | 17,936,000  | 150,000    |
|                                  | Nahaong National High School   | 13,760,000         | 1,090,000  | 14,850,000  | 536,000    |
|                                  | Nava National High School  | 8,236,000          | 607,000    | 8,843,000   | 170,000    |
|                                  | New Guinsaugon National High School                                    | 14,369,000         | 914,000    | 15,283,000  | 316,000    |
|                                  | Padre Burgos National Technical Vocational High School                 |                    | 512,000    | 512,000     | 190,000    |
|                                  | Paku National High School  | 14,783,000         | 1,025,000  | 15,808,000  | 484,000    |
|                                  | Pintuyan National High School  | 8,821,000          | 706,000    | 9,527,000   | 199,000    |
|                                  | Pinut-an National High School  | 7,792,000          | 509,000    | 8,301,000   | 150,000    |
|                                  | Rizal National High School   | 5,488,000          | 471,000    | 5,959,000   | 150,000    |
|                                  | San Isidro National High School, Sogod                                 |                    | 458,000    | 458,000     |            |
|                                  | San Isidro National High School, Tomas Oppus                           | 13,194,000         | 723,000    | 13,917,000  | 169,000    |
|                                  | San Juan National High School  | 27,386,000         | 1,749,000  | 29,135,000  | 1,126,000  |
|                                  | San Ricardo National High School                                       | 9,422,000          | 641,000    | 10,063,000  | 208,000    |
|                                  | San Roque National High School   | 10,337,000         | 807,000    | 11,144,000  | 232,000    |
|                                  | Saub Integrated School   | 403,000            | 296,000    | 699,000     |            |
|                                  | Sogod National High School   | 60,140,000         | 3,409,000  | 63,549,000  | 2,414,000  |
|                                  | Sta. Cruz National High School   | 20,721,000         | 1,162,000  | 21,883,000  | 784,000    |
|                                  | Sta. Paz National High School  | 8,672,000          | 690,000    | 9,362,000   | 408,000    |
|                                  | Sto. Niño National High School   | 1,214,000          | 299,000    | 1,513,000   |            |
|                                  | Tambis National High School  | 15,438,000         | 1,073,000  | 16,511,000  | 348,000    |
|                                  | Division of Tacloban City  | 63,275,000         | 7,348,000  | 70,623,000  | 2,437,000  |
|                                  | Division Office - Proper   | 1,309,000          |            | 1,309,000   |            |
|                                  | Anibong Night High School  | 5,690,000          | 523,000    | 6,213,000   |            |
|                                  | Cirilo Roy Montejo National High School - Night High School            | 4,700,000          | 388,000    | 5,088,000   |            |
|                                  | Greendale Residences Integrated School                                 | 810,000            | 283,000    | 1,093,000   |            |
|                                  | Guadalupe Heights Integrated School                                    |                    | 501,000    | 501,000     |            |
|                                  | Kapuso Village Integrated School                                       | 810,000            | 634,000    | 1,444,000   |            |
|                                  | Lorenzo Daa Integrated Memorial School                                 | 5,904,000          | 519,000    | 6,423,000   | 169,000    |
|                                  | North Hill Arbours Integrated School                                   | 1,277,000          | 542,000    | 1,819,000   |            |
|                                  | Northern Tacloban City National High School                            | 21,104,000         | 1,497,000  | 22,601,000  | 843,000    |
|                                  | Ridge View Park Integrated School                                      | 2,551,000          | 529,000    | 3,080,000   |            |



| REGION / SDO / SECONDARY SCHOOLS |  |   | JUNIOR HIGH SCHOOL |             |               | SENIOR HS  |
|----------------------------------|--|---|--------------------|-------------|---------------|------------|
|                                  |  |   | PS                 | MOOE        | TOTAL         | MOOE       |
|                                  |  | San Jose National High School - Night High School   | 5,421,000          | 447,000     | 5,868,000     |            |
|                                  |  | Scandinavian National High School   | 8,737,000          | 758,000     | 9,495,000     | 241,000    |
|                                  |  | Sto. Nino Senior High School  |                    |             |               | 964,000    |
|                                  |  | V & G National High School  | 4,962,000          | 727,000     | 5,689,000     | 220,000    |
|                                  |  |   |                    |             |               |            |
|                                  |  | Region IX - Zamboanga Peninsula   | 2,786,735,000      | 244,674,000 | 3,031,409,000 | 76,338,000 |
|                                  |  |   |                    |             |               |            |
|                                  |  | Division of Dapitan City  | 86,647,000         | 7,333,000   | 93,980,000    | 2,084,000  |
|                                  |  | Division Office - Proper  | 1,138,000          |             | 1,138,000     |            |
|                                  |  | Aliguay Integrated School   |                    | 238,000     | 238,000       |            |
|                                  |  | Aseniero National High School   | 9,909,000          | 790,000     | 10,699,000    | 150,000    |
|                                  |  | Barcelona National High School  | 9,207,000          | 567,000     | 9,774,000     | 197,000    |
|                                  |  | Baylimango National High School   | 13,125,000         | 703,000     | 13,828,000    | 202,000    |
|                                  |  | Dakak National High School (Baylimango NHS Annex)   | 9,304,000          | 660,000     | 9,964,000     | 389,000    |
|                                  |  | Guimputlan Integrated School  |                    | 253,000     | 253,000       |            |
|                                  |  | Kauswagan Integrated School   | 2,860,000          | 412,000     | 3,272,000     | 150,000    |
|                                  |  | Oro National High School  | 5,072,000          | 437,000     | 5,509,000     | 150,000    |
|                                  |  | Potungan National High School   | 14,355,000         | 1,010,000   | 15,365,000    | 438,000    |
|                                  |  | San Pedro Integrated School   |                    | 262,000     | 262,000       |            |
|                                  |  | Selinog Integrated School   |                    | 221,000     | 221,000       |            |
|                                  |  | Sulangon National High School   | 19,654,000         | 1,218,000   | 20,872,000    | 408,000    |
|                                  |  | Talisay Integrated School   | 2,023,000          | 562,000     | 2,585,000     |            |
|                                  |  |   |                    |             |               |            |
|                                  |  | Division of Dipolog City  | 30,345,000         | 4,342,000   | 34,687,000    | 736,000    |
|                                  |  | Division Office - Proper  | 478,000            |             | 478,000       |            |
|                                  |  | Cogon National High School  | 11,369,000         | 898,000     | 12,267,000    | 286,000    |
|                                  |  | Guayon Integrated School  | 8,572,000          | 512,000     | 9,084,000     | 150,000    |
|                                  |  | Miputak National High School  |                    | 891,000     | 891,000       |            |
|                                  |  | Pamansalan Eco-Tech High School   | 4,946,000          | 511,000     | 5,457,000     | 150,000    |
|                                  |  | Sinaman Integrated School   |                    | 300,000     | 300,000       |            |
|                                  |  | Sta. Filomena Integrated School   |                    | 454,000     | 454,000       |            |
|                                  |  | Tubod Integrated School   |                    | 344,000     | 344,000       |            |
|                                  |  | Upper Dicayas Integrated School   | 4,980,000          | 432,000     | 5,412,000     | 150,000    |
|                                  |  |   |                    |             |               |            |
|                                  |  | Division of Isabela City  | 76,213,000         | 7,080,000   | 83,293,000    | 1,678,000  |
|                                  |  | Division Office - Proper  | 1,327,000          |             | 1,327,000     |            |
|                                  |  | Baluno National High School   | 6,803,000          | 629,000     | 7,432,000     | 190,000    |
|                                  |  | Basilan National High School - Night  |                    | 357,000     | 357,000       |            |
|                                  |  | Calvario Peak National High School  | 5,466,000          | 596,000     | 6,062,000     | 150,000    |
|                                  |  | Caro National High School   | 2,841,000          | 309,000     | 3,150,000     | 150,000    |
|                                  |  | Geras Integrated School   | 10,271,000         | 950,000     | 11,221,000    | 183,000    |
|                                  |  | Isabela City National High School   | 12,128,000         | 864,000     | 12,992,000    | 245,000    |
|                                  |  | Ismael Integrated School  |                    | 231,000     | 231,000       |            |
|                                  |  | Kumalarang National High School   | 7,490,000          | 452,000     | 7,942,000     | 150,000    |
|                                  |  | Lampinigan National High School   |                    | 343,000     | 343,000       | 150,000    |
|                                  |  | Malamawi National High School   | 20,726,000         | 1,667,000   | 22,393,000    | 310,000    |
|                                  |  | Tandung Ahas National High School   | 9,161,000          | 682,000     | 9,843,000     | 150,000    |
|                                  |  |   |                    |             |               |            |
|                                  |  | Division of Pagadian City   | 110,574,000        | 8,273,000   | 118,847,000   | 2,540,000  |
|                                  |  | Division Office - Proper  | 1,509,000          |             | 1,509,000     |            |
|                                  |  | Bulatok Integrated School   | 2,087,000          | 341,000     | 2,428,000     | 150,000    |
|                                  |  | Co Tek Chun National Trade School   | 12,151,000         | 1,014,000   | 13,165,000    | 266,000    |
|                                  |  | Ditoray National High School  | 4,953,000          | 425,000     | 5,378,000     | 150,000    |
|                                  |  | Lison Valley National High School   | 6,621,000          | 276,000     | 6,897,000     | 150,000    |
|                                  |  | Lourdes National High School  | 5,060,000          | 494,000     | 5,554,000     | 150,000    |
|                                  |  | Macasing National High School   | 8,870,000          | 769,000     | 9,639,000     | 197,000    |
|                                  |  | Manga National High School  | 8,342,000          | 568,000     | 8,910,000     | 150,000    |
|                                  |  |   |                    |             |               |            |
|                                  |  | Norberta Guillar Memorial National High School (Napolan National High School Norbeta Guillar Memorial School Extension) | 8,480,000          | 779,000     | 9,259,000     | 150,000    |
|                                  |  | Otto Lingue National High School  | 6,293,000          | 406,000     | 6,699,000     | 150,000    |
|                                  |  | Pagadian City Science High School   | 8,397,000          | 781,000     | 9,178,000     | 577,000    |
|                                  |  | Sta. Lucia National High School   | 23,982,000         | 1,173,000   | 25,155,000    | 150,000    |
|                                  |  | Tomas Sagun Integrated School   |                    | 193,000     | 193,000       |            |
|                                  |  | Tulawas Integrated School   | 4,139,000          | 335,000     | 4,474,000     | 150,000    |
|                                  |  | Zamboanga del Sur National High School - San Pedro NHS Annex  | 9,690,000          | 719,000     | 10,409,000    | 150,000    |

| REGION / SDO / SECONDARY SCHOOLS |  |  | JUNIOR HIGH SCHOOL |            |             | SENIOR HS  |
|----------------------------------|--|--|--------------------|------------|-------------|------------|
|                                  |  |  | PS                 | MOOE       | TOTAL       | MOOE       |
|                                  |  |  |                    |            |             |            |
|                                  |  |  |                    |            |             |            |
|                                  |  | Division of Zamboanga City   | 326,697,000        | 29,001,000 | 355,698,000 | 15,778,000 |
|                                  |  | Division Office - Proper   | 5,524,000          |            | 5,524,000   |            |
|                                  |  | Arena Blanco National High School - Landang Gua Annex  | 3,014,000          | 776,000    | 3,790,000   | 289,000    |
|                                  |  | Baliwasan Senior High School - Stand Alone   |                    |            |             | 4,498,000  |
|                                  |  | Bolong National High School  | 11,074,000         | 906,000    | 11,980,000  | 270,000    |
|                                  |  | Buenavista Integrated School   |                    | 575,000    | 575,000     |            |
|                                  |  | Bunguiao National High School  | 13,918,000         | 1,181,000  | 15,099,000  | 328,000    |
|                                  |  | Cabaluay National High School  | 10,966,000         | 1,043,000  | 12,009,000  | 326,000    |
|                                  |  | Capisan National High School   | 3,742,000          | 501,000    | 4,243,000   | 150,000    |
|                                  |  | Don Pablo A. Lorenzo Memorial Senior High School   |                    |            |             | 2,873,000  |
|                                  |  | Enerdino C. Coronel - Baluno National High School  | 4,670,000          | 674,000    | 5,344,000   | 150,000    |
|                                  |  | Limaong National High School   | 7,841,000          | 807,000    | 8,648,000   | 190,000    |
|                                  |  | Limpapa National High School   | 10,092,000         | 954,000    | 11,046,000  | 234,000    |
|                                  |  | Lubigan National High School - Curuan Annex  | 1,626,000          | 649,000    | 2,275,000   | 243,000    |
|                                  |  | Manalipa Integrated School   | 1,619,000          | 498,000    | 2,117,000   | 150,000    |
|                                  |  | Mangusu Integrated School  | 6,193,000          | 753,000    | 6,946,000   | 161,000    |
|                                  |  | Pasonanca National High School   | 26,542,000         | 1,863,000  | 28,405,000  | 504,000    |
|                                  |  | Ramon Enriquez High School (Don Ramon Enriquez Memorial NHS - Labuan NHS)                          | 31,337,000         | 2,378,000  | 33,715,000  | 933,000    |
|                                  |  | Recodo National High School  | 21,445,000         | 1,719,000  | 23,164,000  | 692,000    |
|                                  |  | San Roque National High School   | 13,484,000         | 1,122,000  | 14,606,000  | 284,000    |
|                                  |  | Sangali National High School   | 26,769,000         | 2,310,000  | 29,079,000  | 912,000    |
|                                  |  | Sibulao National High School   | 6,086,000          | 620,000    | 6,706,000   | 181,000    |
|                                  |  | Sinoropan National High School   | 810,000            | 362,000    | 1,172,000   |            |
|                                  |  | Sinubong National High School  | 7,763,000          | 692,000    | 8,455,000   | 183,000    |
|                                  |  | Sinunuc National High School   | 25,984,000         | 1,860,000  | 27,844,000  | 389,000    |
|                                  |  | Tagasilay National High School   | 11,408,000         | 916,000    | 12,324,000  | 186,000    |
|                                  |  | Talisayan National High School   | 21,006,000         | 1,625,000  | 22,631,000  | 580,000    |
|                                  |  | Tictapul National High School  | 13,902,000         | 1,100,000  | 15,002,000  | 321,000    |
|                                  |  | Tolosa National High School  | 8,714,000          | 775,000    | 9,489,000   | 208,000    |
|                                  |  | Tuan Datu Hj. Abdulla Nuno Memorial High School (Taluksangay NHS)                                  | 20,793,000         | 1,195,000  | 21,988,000  | 279,000    |
|                                  |  | Tulungatung National High School   | 10,375,000         | 1,147,000  | 11,522,000  | 264,000    |
|                                  |  |  |                    |            |             |            |
|                                  |  | Division of Zamboanga del Norte  | 602,515,000        | 59,585,000 | 662,100,000 | 18,067,000 |
|                                  |  | Division Office - Proper   | 9,217,000          |            | 9,217,000   |            |
|                                  |  | Alam Mudja Sai National High School  | 3,680,000          | 484,000    | 4,164,000   | 150,000    |
|                                  |  | Bacong National High School  | 11,071,000         | 791,000    | 11,862,000  | 381,000    |
|                                  |  | Balakan National High School   | 8,237,000          | 694,000    | 8,931,000   | 200,000    |
|                                  |  | Balas National High School   | 9,402,000          | 874,000    | 10,276,000  | 231,000    |
|                                  |  | Baliguian National High School   | 13,819,000         | 1,214,000  | 15,033,000  | 385,000    |
|                                  |  | Bartolome C. Lira, Sr. National High School (Maras National High School)                           | 10,202,000         | 995,000    | 11,197,000  | 231,000    |
|                                  |  | Bartolome C. Lira, Sr. National High School (Maras National High School) - Siasin Extension        | 1,284,000          | 317,000    | 1,601,000   |            |
|                                  |  | Basagan National High School (Katipunan National High School - Basagan Annex)                      | 2,595,000          | 482,000    | 3,077,000   | 150,000    |
|                                  |  | Batayan National High School (Kalawit National High School - Batayan Annex)                        | 4,199,000          | 432,000    | 4,631,000   | 150,000    |
|                                  |  | Binoni National High School (Salug National High School - Binoni Extension)                        | 6,245,000          | 617,000    | 6,862,000   | 195,000    |
|                                  |  | Bulawan Integrated School  | 8,357,000          | 656,000    | 9,013,000   | 174,000    |
|                                  |  | Canatuan National High School (Siocon National High School - Canatuan Annex)                       | 4,138,000          | 510,000    | 4,648,000   | 150,000    |
|                                  |  | Canuto Enerio National High School   | 877,000            | 439,000    | 1,316,000   | 150,000    |
|                                  |  | Cawit-Cawit National High School   |                    | 400,000    | 400,000     | 150,000    |
|                                  |  | Comprá National High School (Liloy National High School - Comprá Annex)                            | 17,629,000         | 1,054,000  | 18,683,000  | 397,000    |
|                                  |  | Dacon National High School   | 1,296,000          | 530,000    | 1,826,000   | 165,000    |
|                                  |  | Dilawa National High School  | 6,016,000          | 524,000    | 6,540,000   | 150,000    |
|                                  |  | Dinasan National High School   | 10,159,000         | 859,000    | 11,018,000  | 153,000    |
|                                  |  | Diongan National High School   | 5,524,000          | 771,000    | 6,295,000   |            |
|                                  |  | Disakan National High School (Bartolome Aripal Memorial National High School - Upper Disakan)      | 11,955,000         | 872,000    | 12,827,000  | 170,000    |
|                                  |  | Domalogdog National High School  | 10,796,000         | 966,000    | 11,762,000  | 245,000    |
|                                  |  | Don Jose Aguirre National High School (Villaramos National High School - Don J. Aguirre Extension) | 7,784,000          | 678,000    | 8,462,000   | 183,000    |



| REGION / SDO / SECONDARY SCHOOLS |  |   | JUNIOR HIGH SCHOOL |           |            | SENIOR HS |
|----------------------------------|--|---|--------------------|-----------|------------|-----------|
|                                  |  |   | PS                 | MOOE      | TOTAL      | MOOE      |
|                                  |  | Don Teotimo Z. Ochotorena National High School                                    | 6,213,000          | 537,000   | 6,750,000  | 163,000   |
|                                  |  | Doña Natividad L. Macias Integrated School  | 1,214,000          | 410,000   | 1,624,000  | 150,000   |
|                                  |  | Galingon National High School   | 1,414,000          | 456,000   | 1,870,000  |           |
|                                  |  | Gatas National High School (Kalawit National High School - Gatas Extension)       | 4,806,000          | 523,000   | 5,329,000  | 150,000   |
|                                  |  | Godod National High School  | 17,494,000         | 1,033,000 | 18,527,000 | 257,000   |
|                                  |  | Godod National High School - Raba Annex   | 1,710,000          | 679,000   | 2,389,000  | 215,000   |
|                                  |  | Gunyan National High School (Siayan National High School - Gunyan Annex)          | 5,650,000          | 823,000   | 6,473,000  | 186,000   |
|                                  |  | Gutalac National High School - Mamawan Annex                                      | 838,000            | 421,000   | 1,259,000  | 150,000   |
|                                  |  | Gutalac National High School Extension - Panganuran                               |                    | 443,000   | 443,000    | 150,000   |
|                                  |  | Gutalac National High School Extension - San Juan                                 |                    | 373,000   | 373,000    | 150,000   |
|                                  |  | Gutalac National High School Extension - Tipan                                    |                    | 359,000   | 359,000    | 150,000   |
|                                  |  | Kalawit National High School  | 22,891,000         | 928,000   | 23,819,000 | 328,000   |
|                                  |  | Kalawit National High School Extension - Paraiso                                  | 508,000            | 300,000   | 808,000    | 150,000   |
|                                  |  | Kanim National High School  | 11,948,000         | 624,000   | 12,572,000 | 150,000   |
|                                  |  | La Libertad National High School  | 12,329,000         | 822,000   | 13,151,000 | 378,000   |
|                                  |  | Lapero National High School (Dinasan National High School - Lapero Extension)     | 1,214,000          | 349,000   | 1,563,000  | 150,000   |
|                                  |  | Lintangan Integrated School   |                    | 221,000   | 221,000    |           |
|                                  |  | Lipakan National High School (Langatian National High School Extension - Lipakan) | 2,509,000          | 312,000   | 2,821,000  | 150,000   |
|                                  |  | Malayal National High School  | 17,575,000         | 1,261,000 | 18,836,000 | 662,000   |
|                                  |  | Malintubao National High School   | 3,415,000          | 532,000   | 3,947,000  | 200,000   |
|                                  |  | Manawan National High School  | 12,851,000         | 918,000   | 13,769,000 | 316,000   |
|                                  |  | Mangilay National High School   | 5,371,000          | 531,000   | 5,902,000  |           |
|                                  |  | Manukan National High School (Serongan Annex)                                     | 1,230,000          | 547,000   | 1,777,000  | 150,000   |
|                                  |  | Marupay National High School  | 11,097,000         | 630,000   | 11,727,000 | 150,000   |
|                                  |  | Matam National High School  | 6,321,000          | 490,000   | 6,811,000  | 150,000   |
|                                  |  | Matias C. Ranillo National High School  |                    | 343,000   | 343,000    | 150,000   |
|                                  |  | Moliton National High School (Marupay National High School - Moliton Extension)   | 1,808,000          | 622,000   | 2,430,000  | 158,000   |
|                                  |  | Mutia National High School  | 18,852,000         | 1,027,000 | 19,879,000 | 486,000   |
|                                  |  | Mutia National High School - Tubak Annex  | 2,106,000          | 449,000   | 2,555,000  |           |
|                                  |  | Mutia National High School Extension - Alvenda                                    | 403,000            | 429,000   | 832,000    | 150,000   |
|                                  |  | New Dapitan National High School  | 1,751,000          | 373,000   | 2,124,000  |           |
|                                  |  | Palandok National High School   | 422,000            | 542,000   | 964,000    | 150,000   |
|                                  |  | Patawag National High School  |                    | 323,000   | 323,000    |           |
|                                  |  | Pianon National High School   | 4,281,000          | 530,000   | 4,811,000  | 186,000   |
|                                  |  | Pitawe Integrated School  | 810,000            | 305,000   | 1,115,000  |           |
|                                  |  | Polanco National High School - Isis Extension                                     | 1,859,000          | 485,000   | 2,344,000  | 151,000   |
|                                  |  | Polanco National High School Extension - Lingasad                                 | 1,812,000          | 504,000   | 2,316,000  | 150,000   |
|                                  |  | Ponot National High School  | 18,677,000         | 1,695,000 | 20,372,000 | 745,000   |
|                                  |  | Rizal National High School (Rizal A. I. National High School)                     | 13,354,000         | 1,053,000 | 14,407,000 | 401,000   |
|                                  |  | Salug National High School - R. Magsaysay Annex                                   | 2,292,000          | 510,000   | 2,802,000  |           |
|                                  |  | Saluyong National High School   | 5,033,000          | 543,000   | 5,576,000  | 150,000   |
|                                  |  | San Isidro National High School   | 5,711,000          | 555,000   | 6,266,000  | 160,000   |
|                                  |  | San Jose National High School   | 4,412,000          | 486,000   | 4,898,000  | 150,000   |
|                                  |  | San Pedro National High School  | 8,641,000          | 726,000   | 9,367,000  | 302,000   |
|                                  |  | Sawang National High School (Kanim National High School - Sawang Annex)           | 3,773,000          | 416,000   | 4,189,000  | 150,000   |
|                                  |  | Sebaka National High School   | 8,339,000          | 609,000   | 8,948,000  | 150,000   |
|                                  |  | Seres National High School  | 6,389,000          | 557,000   | 6,946,000  | 213,000   |
|                                  |  | Sergio Osmeña National High School - Bagong Baguio Extension                      | 1,230,000          | 397,000   | 1,627,000  |           |
|                                  |  | Sergio Osmeña National High School Extension - Marapong                           |                    | 519,000   | 519,000    | 153,000   |
|                                  |  | Sianan National High School   | 3,812,000          | 431,000   | 4,243,000  | 150,000   |
|                                  |  | Sianib National High School   | 4,968,000          | 425,000   | 5,393,000  |           |
|                                  |  | Siari John Roemer Memorial National High School (Siari National High School)      | 28,377,000         | 1,772,000 | 30,149,000 | 789,000   |
|                                  |  | Siay Integrated School  | 8,734,000          | 812,000   | 9,546,000  | 204,000   |
|                                  |  | Siayan National High School   | 21,880,000         | 1,523,000 | 23,403,000 | 522,000   |
|                                  |  | Sibuco National High School   | 26,179,000         | 1,904,000 | 28,083,000 | 665,000   |
|                                  |  | Sibuco National High School - Lunday Annex  | 923,000            | 391,000   | 1,314,000  |           |
|                                  |  | Sibuco National High School - Pangian Annex                                       | 1,664,000          | 376,000   | 2,040,000  |           |
|                                  |  | Silawe National High School (Polanco National High School - Silawe NHS Annex)     | 5,534,000          | 574,000   | 6,108,000  | 190,000   |
|                                  |  | Sinuyak National High School  | 1,765,000          | 447,000   | 2,212,000  | 150,000   |
|                                  |  | Sirawai National High School  | 34,217,000         | 1,899,000 | 36,116,000 | 784,000   |

| REGION / SDO / SECONDARY SCHOOLS |  | JUNIOR HIGH SCHOOL |            |               | SENIOR HS  |
|----------------------------------|--|--------------------|------------|---------------|------------|
|                                  |  | PS                 | MOOE       | TOTAL         | MOOE       |
|                                  | Sirawai National High School - Piacan Annex  | 2,121,000          | 673,000    | 2,794,000     | 241,000    |
|                                  | Sitog National High School (Katipunan National High School - Sitog Annex)                      | 2,655,000          | 682,000    | 3,337,000     | 150,000    |
|                                  | Situbo National High School  | 3,033,000          | 411,000    | 3,444,000     | 150,000    |
|                                  | Sta. Maria National High School (Siocon National High School - Sta. Maria Annex)               | 7,109,000          | 667,000    | 7,776,000     | 161,000    |
|                                  | Talinga National High School   | 7,473,000          | 607,000    | 8,080,000     | 248,000    |
|                                  | Tininggaan National High School  | 1,728,000          | 321,000    | 2,049,000     |            |
|                                  | Tinuyop National High School   | 1,293,000          | 455,000    | 1,748,000     | 150,000    |
|                                  | Tugop National High School   | 1,249,000          | 457,000    | 1,706,000     | 150,000    |
|                                  | Ubay National High School - Patawag Extension  |                    | 310,000    | 310,000       | 150,000    |
|                                  | Villaramos National High School  | 12,766,000         | 769,000    | 13,535,000    | 243,000    |
|                                  | Division of Zamboanga del Sur  | 981,675,000        | 81,974,000 | 1,063,649,000 | 22,986,000 |
|                                  | Division Office - Proper   | 16,435,000         | -          | 16,435,000    |            |
|                                  | Antonio National High School   | 15,441,000         | 1,102,000  | 16,543,000    | 360,000    |
|                                  | Aurora National High School  | 33,279,000         | 2,090,000  | 35,369,000    | 1,228,000  |
|                                  | Baganian National High School  | 12,025,000         | 961,000    | 12,986,000    | 294,000    |
|                                  | Bag-ong Kahayag National High School   | 3,918,000          | 413,000    | 4,331,000     | 150,000    |
|                                  | Bag-ong Kauswagan National High School (Tambulig NHS - Bag-ong Kauswagan Extension)            | 871,000            | 324,000    | 1,195,000     | 150,000    |
|                                  | Balintawak National High School  | 8,705,000          | 574,000    | 9,279,000     | 150,000    |
|                                  | Balukbahan National High School  | 4,924,000          | 470,000    | 5,394,000     |            |
|                                  | Baluno National High School  |                    | 378,000    | 378,000       |            |
|                                  | Betinan National High School   | 15,264,000         | 1,336,000  | 16,600,000    | 667,000    |
|                                  | Bibilik National High School (Rebokon Agricultural Vocational High School - Bibilik Extension) | 7,275,000          | 510,000    | 7,785,000     | 150,000    |
|                                  | Binuay National High School  | 6,324,000          | 629,000    | 6,953,000     | 150,000    |
|                                  | Bobuan National High School  | 8,300,000          | 653,000    | 8,953,000     | 150,000    |
|                                  | Bogayo National High School  | 5,264,000          | 477,000    | 5,741,000     |            |
|                                  | Bogo Calabat Integrated School   | 3,406,000          | 379,000    | 3,785,000     | 150,000    |
|                                  | Bokong National High School  | 12,440,000         | 572,000    | 13,012,000    | 150,000    |
|                                  | Bokong National High School - Tabak NHS Annex  | 417,000            | 634,000    | 1,051,000     |            |
|                                  | Boniao National High School (Mahayag National High School - Boniao Annex)                      | 825,000            | 726,000    | 1,551,000     | 268,000    |
|                                  | Buburay National High School   | 11,252,000         | 638,000    | 11,890,000    |            |
|                                  | Bulawan National High School (Lapuyan National High School - Bulawan Extension Class)          | 9,890,000          | 600,000    | 10,490,000    | 150,000    |
|                                  | Buloron National High School   |                    | 611,000    | 611,000       | 150,000    |
|                                  | Bululawan National High School   | 5,878,000          | 455,000    | 6,333,000     |            |
|                                  | Camalig National High School (Dumalinao National High School - Camalig Extension)              |                    | 282,000    | 282,000       |            |
|                                  | Cogon National High School   | 9,531,000          | 712,000    | 10,243,000    | 176,000    |
|                                  | Cogonan Integrated School  | 1,622,000          | 383,000    | 2,005,000     |            |
|                                  | Concepcion National High School  | 14,066,000         | 646,000    | 14,712,000    | 158,000    |
|                                  | Concepcion National High School - Tultolan Extension   | 841,000            | 418,000    | 1,259,000     |            |
|                                  | Culabay National High School   | 10,710,000         | 1,105,000  | 11,815,000    | 413,000    |
|                                  | Damit National High School   | 822,000            | 427,000    | 1,249,000     | 150,000    |
|                                  | Daniel C. Mantos National High School  | 1,352,000          | 535,000    | 1,887,000     | 150,000    |
|                                  | Dao-an National High School  | 3,982,000          | 403,000    | 4,385,000     | 150,000    |
|                                  | Dawa National High School (Leonardo National High School - Dawa Annex)                         | 440,000            | 297,000    | 737,000       |            |
|                                  | Depase National High School  |                    | 384,000    | 384,000       |            |
|                                  | Digon National High School   | 2,448,000          | 318,000    | 2,766,000     |            |
|                                  | Diosdado Macapagal Memorial National High School   | 4,391,000          | 437,000    | 4,828,000     |            |
|                                  | Dulop National High School   | 39,905,000         | 1,464,000  | 41,369,000    | 154,000    |
|                                  | Dulop National High School - Bag-ong Valencia Extension  | 3,181,000          | 615,000    | 3,796,000     | 195,000    |
|                                  | Dulop National High School - Labangon Extension  | 1,226,000          | 400,000    | 1,626,000     |            |
|                                  | Dumalinao National High School   | 24,913,000         | 1,233,000  | 26,146,000    | 582,000    |
|                                  | Dumingag National High School (Dulop National High School - Dulop (Dumingag NHS Annex))        | 59,389,000         | 3,630,000  | 63,019,000    | 463,000    |
|                                  | Esperanza Switch National High School (Esperanza NHS)  | 12,127,000         | 905,000    | 13,032,000    | 330,000    |
|                                  | Eugenio Andrin National High School  | 10,633,000         | 818,000    | 11,451,000    | 296,000    |
|                                  | Fatima National High School (Legarda Dos National High School - Fatima Extension)              | 417,000            | 510,000    | 927,000       | 153,000    |
|                                  | Francisco A. Relacion Senior High School   |                    |            |               | 402,000    |
|                                  | Golictop National High School (Midsalip National HS - Golictop Extension)                      | 3,519,000          | 397,000    | 3,916,000     |            |

| REGION / SDO / SECONDARY SCHOOLS |   | JUNIOR HIGH SCHOOL |           |            | SENIOR HS |
|----------------------------------|---|--------------------|-----------|------------|-----------|
|                                  |   | PS                 | MOOE      | TOTAL      | MOOE      |
|                                  | Gubaan National High School (Commonwealth National High School - Gubaan Annex)                      | 1,867,000          | 552,000   | 2,419,000  |           |
|                                  | Guinicolalay National High School   | 3,758,000          | 504,000   | 4,262,000  | 156,000   |
|                                  | Guinicolalay National High School - Tarakan Extension   | 4,750,000          | 420,000   | 5,170,000  |           |
|                                  | Guipos National High School (J. Cerilles)   | 19,206,000         | 1,478,000 | 20,684,000 | 718,000   |
|                                  | Guling National High School   | 7,211,000          | 591,000   | 7,802,000  | 150,000   |
|                                  | Ignacio Garrata National High School (Dinas National High School - Ignacio Garrata Annex)           | 1,703,000          | 379,000   | 2,082,000  |           |
|                                  | Juan Lumosad Memorial National High School  | 10,277,000         | 497,000   | 10,774,000 |           |
|                                  | Judge Edmundo S. Pinga National High School   | 8,297,000          | 666,000   | 8,963,000  | 200,000   |
|                                  | Kalian National High School   | 15,399,000         | 1,289,000 | 16,688,000 | 534,000   |
|                                  | Kauswagan National High School (Commonwealth National High School - Kauswagan NHS)                  | 1,401,000          | 446,000   | 1,847,000  |           |
|                                  | Kumalarang National High School   | 26,081,000         | 1,594,000 | 27,675,000 | 724,000   |
|                                  | Langapod Integrated School  | 2,027,000          | 447,000   | 2,474,000  |           |
|                                  | Lantungan National High School  | 8,295,000          | 613,000   | 8,908,000  | 163,000   |
|                                  | Laperian National High School   | 9,850,000          | 771,000   | 10,621,000 | 184,000   |
|                                  | Lapuyan National High School - Maralag Extension  |                    | 289,000   | 289,000    |           |
|                                  | Laureano Salusod National High School   | 14,412,000         | 1,134,000 | 15,546,000 | 520,000   |
|                                  | Legarda Dos National High School (Legarda NHS)  | 13,171,000         | 839,000   | 14,010,000 | 177,000   |
|                                  | Leonardo National High School   | 17,371,000         | 1,143,000 | 18,514,000 | 472,000   |
|                                  | Libayoy National High School  | 5,466,000          | 513,000   | 5,979,000  | 150,000   |
|                                  | Libertad National High School   | 9,646,000          | 563,000   | 10,209,000 | 150,000   |
|                                  | Lintugop National High School   | 3,055,000          | 487,000   | 3,542,000  | 150,000   |
|                                  | Locuban National High School  | 6,474,000          | 497,000   | 6,971,000  | 150,000   |
|                                  | Ma. Clara Lobregat National High School   | 2,109,000          | 479,000   | 2,588,000  | 150,000   |
|                                  | Maestro Cornelio Minor National High School   | 8,755,000          | 841,000   | 9,596,000  | 245,000   |
|                                  | Malim National High School  | 5,181,000          | 480,000   | 5,661,000  | 150,000   |
|                                  | Maruing National High School  | 9,665,000          | 714,000   | 10,379,000 | 231,000   |
|                                  | Matalang National High School   | 8,006,000          | 620,000   | 8,626,000  |           |
|                                  | Mecolong National High School   | 4,823,000          | 466,000   | 5,289,000  | 150,000   |
|                                  | Midsalip National High School   | 34,279,000         | 2,170,000 | 36,449,000 | 1,008,000 |
|                                  | Monte Alegre National High School   | 4,296,000          | 477,000   | 4,773,000  | 150,000   |
|                                  | Navalan National High School  | 12,919,000         | 1,062,000 | 13,981,000 |           |
|                                  | New Labangan National High School   | 17,850,000         | 1,074,000 | 18,924,000 | 360,000   |
|                                  | Nilo National High School   | 10,673,000         | 855,000   | 11,528,000 | 321,000   |
|                                  | Old Mirapao National High School (Guinicolalay National High School - Old Mirapao Extension)        | 3,696,000          | 406,000   | 4,102,000  | 150,000   |
|                                  | Panubigan National High School  | 10,475,000         | 671,000   | 11,146,000 | 197,000   |
|                                  | Paquito S. Yu Memorial National High School (Dulop National High School - Lower Timonan Extension)  | 409,000            | 443,000   | 852,000    |           |
|                                  | Paraiso National High School (Panagaan National High School - Lactayan NHS)                         |                    | 330,000   | 330,000    |           |
|                                  | Parasan National High School (Simata National High School - Parasan Annex)                          | 6,521,000          | 584,000   | 7,105,000  | 150,000   |
|                                  | Paulino Dari National High School   | 18,377,000         | 1,031,000 | 19,408,000 | 417,000   |
|                                  | Paulino Dari National High School - Punta Flecha Extension  | 3,801,000          | 409,000   | 4,210,000  |           |
|                                  | Payag National High School  | 7,510,000          | 498,000   | 8,008,000  | 150,000   |
|                                  | Picanan National High School  | 10,418,000         | 672,000   | 11,090,000 | 150,000   |
|                                  | Poblacion Comprehensive National High School  | 13,620,000         | 1,064,000 | 14,684,000 | 569,000   |
|                                  | Pongapong National High School (San Pablo National High School - Pongapong Extension)               | 2,444,000          | 400,000   | 2,844,000  |           |
|                                  | Potenciano Solon Bandalon Memorial National High School (San Carlos National HS - Taguio Extension) | 412,000            | 515,000   | 927,000    | 195,000   |
|                                  | Proper Dimaya National High School  | 8,141,000          | 644,000   | 8,785,000  | 150,000   |
|                                  | Rebokon Agricultural Vocational High School (Rebokon NHS)   | 13,179,000         | 1,162,000 | 14,341,000 | 298,000   |
|                                  | Sagacad National High School  | 5,633,000          | 519,000   | 6,152,000  | 150,000   |
|                                  | Sagucan National High School  | 6,033,000          | 502,000   | 6,535,000  | 150,000   |
|                                  | Salagmanok National High School (Kumalarang NHS - Salagmanok Extension)                             |                    | 340,000   | 340,000    |           |
|                                  | Saloagan National High School (Salauwagan NHS)  | 5,604,000          | 528,000   | 6,132,000  | 150,000   |
|                                  | San Jose National High School   | 14,056,000         | 852,000   | 14,908,000 | 234,000   |
|                                  | San Pablo National High School  | 15,489,000         | 1,070,000 | 16,559,000 | 614,000   |
|                                  | San Pablo National High School - Sacbulan Extension   |                    | 357,000   | 357,000    |           |
|                                  | Sapa Anding Agricultural Vocational Technical School (Sapa Anding National High School)             | 15,004,000         | 739,000   | 15,743,000 | 332,000   |
|                                  | Sapa Anding National High School - R. Magsaysay Extension   | 6,642,000          | 768,000   | 7,410,000  | 294,000   |
|                                  | Sikatuna National High School   | 4,112,000          | 452,000   | 4,564,000  |           |

| REGION / SDO / SECONDARY SCHOOLS |   | JUNIOR HIGH SCHOOL |            |             | SENIOR HS  |
|----------------------------------|---|--------------------|------------|-------------|------------|
|                                  |   | PS                 | MOOE       | TOTAL       | MOOE       |
|                                  | Simata National High School   | 8,926,000          | 803,000    | 9,729,000   | 177,000    |
|                                  | Sominot (DMMNHS) National High School   | 18,417,000         | 1,435,000  | 19,852,000  | 422,000    |
|                                  | Subanen Agricultural National High School   | 4,892,000          | 473,000    | 5,365,000   | 150,000    |
|                                  | Sumalig National High School (Tambulig (Echanca) National High School - Sumalig Annex)    | 2,673,000          | 416,000    | 3,089,000   | 150,000    |
|                                  | Tabina National High School (Culabay National High School - Tabina Annex)                 | 21,460,000         | 1,238,000  | 22,698,000  | 376,000    |
|                                  | Tabuan National High School   | 8,411,000          | 529,000    | 8,940,000   |            |
|                                  | Tambulig National High School - Lower Tiparak   | 1,305,000          | 476,000    | 1,781,000   | 150,000    |
|                                  | Tandubay National High School   | 4,781,000          | 483,000    | 5,264,000   |            |
|                                  | Tawagan Norte National High School (Tawagan NHS)  | 4,844,000          | 514,000    | 5,358,000   |            |
|                                  | Teniapan National High School   | 5,451,000          | 453,000    | 5,904,000   | 150,000    |
|                                  | Tigbao National High School   | 9,079,000          | 727,000    | 9,806,000   | 208,000    |
|                                  | Tiguha National High School   | 412,000            | 415,000    | 827,000     | 206,000    |
|                                  | Tina National High School   |                    | 352,000    | 352,000     | 150,000    |
|                                  | Tinggabulong National High School (Buburay National High School - Tinggabulong Extension) |                    | 389,000    | 389,000     |            |
|                                  | Toribio Minor National High School  | 16,408,000         | 1,342,000  | 17,750,000  | 777,000    |
|                                  | Tukuran Technical Vocational High School - Baclay Extension                               |                    | 485,000    | 485,000     |            |
|                                  | Vicenta C. Enerio National High School  | 7,119,000          | 687,000    | 7,806,000   | 268,000    |
|                                  |   |                    |            |             |            |
|                                  | Division of Zamboanga Sibugay   | 572,069,000        | 47,086,000 | 619,155,000 | 12,469,000 |
|                                  | Division Office - Proper  | 9,634,000          |            | 9,634,000   |            |
|                                  | Bacalan National High School (Pangi National High School - Bacalan Annex)                 | 7,824,000          | 615,000    | 8,439,000   | 150,000    |
|                                  | Baga National High School   | 6,430,000          | 585,000    | 7,015,000   |            |
|                                  | Balangao National High School (Diplahan National High School - Balangao High School)      | 5,511,000          | 491,000    | 6,002,000   |            |
|                                  | Balungisan National High School   | 9,067,000          | 854,000    | 9,921,000   |            |
|                                  | Basalem National High School  | 6,591,000          | 587,000    | 7,178,000   | 150,000    |
|                                  | Bulawan National High School  | 15,161,000         | 1,195,000  | 16,356,000  | 500,000    |
|                                  | Buug National High School   | 20,703,000         | 1,596,000  | 22,299,000  | 775,000    |
|                                  | Camanga National High School  | 7,995,000          | 695,000    | 8,690,000   | 177,000    |
|                                  | Catituan National High School (Malangas National High School - Catituan Annex)            | 8,461,000          | 763,000    | 9,224,000   | 286,000    |
|                                  | Dalama National High School (Payao National High School - Dalama Annex)                   | 5,626,000          | 533,000    | 6,159,000   | 188,000    |
|                                  | Dawa-Dawa National High School (Alicia NHS - Dawa-Dawa NHS Annex)                         | 12,397,000         | 1,001,000  | 13,398,000  | 318,000    |
|                                  | Del Monte National High School (Diplahan National High School - Del Monte Annex)          | 15,336,000         | 1,133,000  | 16,469,000  | 177,000    |
|                                  | Dionisio Lopez, Sr. National High School  | 5,937,000          | 534,000    | 6,471,000   | 150,000    |
|                                  | Ditay National High School  | 4,791,000          | 568,000    | 5,359,000   | 484,000    |
|                                  | Gango National High School  | 8,327,000          | 681,000    | 9,008,000   | 150,000    |
|                                  | Gaulan National High School (Diplahan National High School - Gaulan Annex)                | 4,341,000          | 467,000    | 4,808,000   |            |
|                                  | Guinoman National High School   | 7,713,000          | 765,000    | 8,478,000   |            |
|                                  | Guintolan National High School  | 11,356,000         | 880,000    | 12,236,000  | 488,000    |
|                                  | Guintoloan National High School (Santa Clara National High School - Guintoloan Annex)     | 5,247,000          | 545,000    | 5,792,000   |            |
|                                  | Kabasalan Science and Technology High School  | 14,356,000         | 954,000    | 15,310,000  | 607,000    |
|                                  | Kasigpitan National High School (Talusán National High School - Kasigpitan Annex)         | 2,853,000          | 355,000    | 3,208,000   |            |
|                                  | Kawayan National High School  | 13,092,000         | 892,000    | 13,984,000  | 289,000    |
|                                  | Kipit National High School  | 5,838,000          | 547,000    | 6,385,000   |            |
|                                  | Kitabog National High School  | 7,798,000          | 632,000    | 8,430,000   | 150,000    |
|                                  | La Dicha National High School   | 8,970,000          | 771,000    | 9,741,000   |            |
|                                  | Laih Batu National High School  | 12,082,000         | 749,000    | 12,831,000  | 195,000    |
|                                  | Lali Alam Integrated School   | 403,000            | 314,000    | 717,000     |            |
|                                  | Langon National High School   | 6,533,000          | 578,000    | 7,111,000   | 204,000    |
|                                  | Laparay National High School  | 7,746,000          | 693,000    | 8,439,000   | 150,000    |
|                                  | Lindang National High School (Diplahan National High School - Lindang Annex)              | 3,402,000          | 420,000    | 3,822,000   |            |
|                                  | Lutiman National High School (Alicia NHS - Lutiman NHS Annex)                             | 7,517,000          | 634,000    | 8,151,000   |            |
|                                  | Mabuhay Agro-Industrial High School (Mabuhay Agri-Fisheries School)                       | 13,968,000         | 1,256,000  | 15,224,000  | 415,000    |
|                                  | Mabuhay National High School  | 16,447,000         | 1,240,000  | 17,687,000  | 621,000    |

| REGION / SDO / SECONDARY SCHOOLS |  |  | JUNIOR HIGH SCHOOL |             |               | SENIOR HS   |
|----------------------------------|--|--|--------------------|-------------|---------------|-------------|
|                                  |  |  | PS                 | MOOE        | TOTAL         | MOOE        |
|                                  |  | Magdaup National High School   | 9,736,000          | 823,000     | 10,559,000    | 150,000     |
|                                  |  | Makilas National High School   | 20,538,000         | 1,277,000   | 21,815,000    | 215,000     |
|                                  |  | Malagandis National High School  | 7,096,000          | 674,000     | 7,770,000     | 197,000     |
|                                  |  | Malubal National High School (Surabay National High School - Malubal Annex)          | 9,728,000          | 898,000     | 10,626,000    | 287,000     |
|                                  |  | Milagrosa National High School   | 6,405,000          | 574,000     | 6,979,000     | 150,000     |
|                                  |  | Minsulao National High School  | 8,406,000          | 685,000     | 9,091,000     | 150,000     |
|                                  |  | Monching National High School (Siay National High School - Monching Annex)           | 8,735,000          | 808,000     | 9,543,000     | 150,000     |
|                                  |  | Nanan National High School   | 6,902,000          | 562,000     | 7,464,000     | 150,000     |
|                                  |  | Natan National High School   | 12,183,000         | 821,000     | 13,004,000    | 229,000     |
|                                  |  | Palinta National High School   | 6,462,000          | 632,000     | 7,094,000     | 158,000     |
|                                  |  | Palomoc National High School (Titay National High School - Palomoc Annex)            | 11,400,000         | 796,000     | 12,196,000    | 150,000     |
|                                  |  | Pantaleon Cudiera Memorial National High School                                      | 6,095,000          | 545,000     | 6,640,000     |             |
|                                  |  | Payao National High School   | 17,770,000         | 1,177,000   | 18,947,000    | 413,000     |
|                                  |  | Pioneer National High School   | 19,496,000         | 1,342,000   | 20,838,000    | 539,000     |
|                                  |  | Salip T. Hasim National High School  | 3,843,000          | 408,000     | 4,251,000     |             |
|                                  |  | San Antonio (Titay) National High School   | 17,666,000         | 1,150,000   | 18,816,000    | 332,000     |
|                                  |  | San Fernandino National High School (Surabay NHS - San Fernandino Annex)             | 13,759,000         | 1,078,000   | 14,837,000    | 449,000     |
|                                  |  | San Isidro National High School  | 10,239,000         | 866,000     | 11,105,000    | 277,000     |
|                                  |  | San Pedro National High School (Pioneer National High School - San Pedro Annex)      | 7,829,000          | 679,000     | 8,508,000     | 150,000     |
|                                  |  | Sandayong National High School   | 4,083,000          | 518,000     | 4,601,000     | 150,000     |
|                                  |  | Santo Rosario National High School   | 5,479,000          | 556,000     | 6,035,000     | 150,000     |
|                                  |  | Silingan Integrated School   | 810,000            | 294,000     | 1,104,000     |             |
|                                  |  | Simbol National High School  | 7,160,000          | 678,000     | 7,838,000     | 150,000     |
|                                  |  | Sisay National High School   | 9,919,000          | 908,000     | 10,827,000    | 199,000     |
|                                  |  | Sta. Fe National High School   | 5,177,000          | 487,000     | 5,664,000     | 150,000     |
|                                  |  | Sulo National High School (Santa Clara National High School - Sulo Annex)            | 6,899,000          | 605,000     | 7,504,000     | 150,000     |
|                                  |  | Talairan Integrated School (Diplahan National High School - Talairan Annex)          | 4,368,000          | 467,000     | 4,835,000     | 150,000     |
|                                  |  | Tambanan National High School  | 7,900,000          | 637,000     | 8,537,000     | 150,000     |
|                                  |  | Taway National High School   | 6,146,000          | 558,000     | 6,704,000     | 150,000     |
|                                  |  | Timalang National High School  | 6,920,000          | 629,000     | 7,549,000     | 150,000     |
|                                  |  | Villacastor National High School (Diplahan National High School - Villacastor Annex) | 3,467,000          | 431,000     | 3,898,000     | 150,000     |
| Region X - Northern Mindanao     |  |  | 3,984,597,000      | 376,465,000 | 4,361,062,000 | 114,011,000 |
|                                  |  | Division of Bukidnon   | 982,930,000        | 89,941,000  | 1,072,871,000 | 29,084,000  |
|                                  |  | Division Office - Proper   | 17,820,000         |             | 17,820,000    |             |
|                                  |  | Alae National High School  | 28,364,000         | 1,813,000   | 30,177,000    | 720,000     |
|                                  |  | Anggaan Integrated School  | 810,000            | 348,000     | 1,158,000     |             |
|                                  |  | Bacusanon National High School   | 12,084,000         | 1,136,000   | 13,220,000    | 353,000     |
|                                  |  | Bangahan Integrated School   | 810,000            | 323,000     | 1,133,000     |             |
|                                  |  | Basac Integrated School  |                    | 291,000     | 291,000       |             |
|                                  |  | Baungon National High School   | 27,033,000         | 1,981,000   | 29,014,000    | 841,000     |
|                                  |  | Baungon National High School - Danatag Annex   |                    | 722,000     | 722,000       | 238,000     |
|                                  |  | Bocboc National High School  | 30,339,000         | 1,662,000   | 32,001,000    | 802,000     |
|                                  |  | Bugcaon National High School   | 8,696,000          | 715,000     | 9,411,000     | 150,000     |
|                                  |  | Bukidnon National School of Home Industries - San Miguel Annex                       |                    | 841,000     | 841,000       | 282,000     |
|                                  |  | Bulonay Integrated School  | 403,000            | 227,000     | 630,000       |             |
|                                  |  | Buyot Integrated School  | 403,000            | 231,000     | 634,000       |             |
|                                  |  | Cabulohan-Paradise National High School  | 33,518,000         | 1,291,000   | 34,809,000    | 465,000     |
|                                  |  | Cabulohan-Paradise National High School - Townsite Annex                             |                    | 1,375,000   | 1,375,000     | 708,000     |
|                                  |  | Capinonan National High School   | 403,000            | 266,000     | 669,000       |             |
|                                  |  | Capitan Juan Integrated School   | 810,000            | 322,000     | 1,132,000     |             |
|                                  |  | Cosina Integrated School   | 403,000            | 290,000     | 693,000       |             |
|                                  |  | Dagumbaan Integrated School  | 7,705,000          | 857,000     | 8,562,000     |             |
|                                  |  | Dahilayan Integrated School  | 403,000            | 423,000     | 826,000       |             |
|                                  |  | Dalirig National High School   | 9,404,000          | 756,000     | 10,160,000    | 190,000     |
|                                  |  | Damilag Integrated School  | 2,831,000          | 553,000     | 3,384,000     |             |
|                                  |  | Dangcagan National High School   | 30,454,000         | 1,837,000   | 32,291,000    | 970,000     |
|                                  |  | Dangcagan National High School - Miaray Annex  | 403,000            | 726,000     | 1,129,000     | 264,000     |

| REGION / SDO / SECONDARY SCHOOLS |   | JUNIOR HIGH SCHOOL |           |            | SENIOR HS |
|----------------------------------|---|--------------------|-----------|------------|-----------|
|                                  |   | PS                 | MOOE      | TOTAL      | MOOE      |
|                                  | Dilapa Integrated School                                | 2,432,000          | 453,000   | 2,885,000  |           |
|                                  | Dologon National High School                            | 32,845,000         | 1,679,000 | 34,524,000 | 417,000   |
|                                  | Dologon National High School - Kiharong Annex           |                    | 609,000   | 609,000    | 188,000   |
|                                  | Dologon National High School - San Roque Annex          |                    | 506,000   | 506,000    | 150,000   |
|                                  | Don Carlos National High School                         | 15,478,000         | 1,403,000 | 16,881,000 | 264,000   |
|                                  | Dumalaguin Integrated School                            | 403,000            | 253,000   | 656,000    |           |
|                                  | Gamot Integrated School                                 |                    | 203,000   | 203,000    |           |
|                                  | Guihean Integrated School                               |                    | 204,000   | 204,000    |           |
|                                  | Guilang-Guilang Integrated School                       | 403,000            | 255,000   | 658,000    |           |
|                                  | Halapitan National High School                          | 47,708,000         | 2,716,000 | 50,424,000 | 1,315,000 |
|                                  | Iba Integrated School                                   | 3,651,000          | 624,000   | 4,275,000  |           |
|                                  | Impalutao Integrated School                             | 4,875,000          | 583,000   | 5,458,000  |           |
|                                  | Impasug-ong National High School                        | 32,163,000         | 2,333,000 | 34,496,000 | 1,194,000 |
|                                  | Impasug-ong National High School - Kapitan Bayong Annex | 230,000            | 538,000   | 768,000    | 150,000   |
|                                  | Indulang Integrated School                              |                    | 321,000   | 321,000    |           |
|                                  | Intavas Integrated School                               |                    | 189,000   | 189,000    |           |
|                                  | Kalabugao National High School                          | 16,815,000         | 1,414,000 | 18,229,000 | 305,000   |
|                                  | Kalilangan National High School                         | 39,434,000         | 2,899,000 | 42,333,000 | 1,579,000 |
|                                  | Kiara National High School                              | 2,429,000          | 710,000   | 3,139,000  | 206,000   |
|                                  | Kibatang National High School                           | 8,895,000          | 766,000   | 9,661,000  | 150,000   |
|                                  | Kibawe National High School                             | 16,720,000         | 1,370,000 | 18,090,000 | 516,000   |
|                                  | Kibenton Integrated School                              | 7,705,000          | 601,000   | 8,306,000  | 150,000   |
|                                  | Kiburiao National High School                           | 23,482,000         | 1,659,000 | 25,141,000 | 828,000   |
|                                  | Kikipot Integrated School                               |                    | 202,000   | 202,000    |           |
|                                  | Kimanaet National High School                           | 8,394,000          | 775,000   | 9,169,000  | 179,000   |
|                                  | Kinawe National High School (Libona NHS - Kinawe Annex) | 10,804,000         | 976,000   | 11,780,000 | 161,000   |
|                                  | Kipolot Integrated School                               | 403,000            | 276,000   | 679,000    |           |
|                                  | Kitaotao National High School                           | 25,847,000         | 1,763,000 | 27,610,000 | 852,000   |
|                                  | Kitaotao National High School - Digongan Annex          |                    | 477,000   | 477,000    | 150,000   |
|                                  | Kitubo National High School                             | 11,807,000         | 966,000   | 12,773,000 | 289,000   |
|                                  | Kuya National High School                               | 17,657,000         | 991,000   | 18,648,000 | 330,000   |
|                                  | Kuya National High School - La Roxas Annex              |                    | 573,000   | 573,000    | 177,000   |
|                                  | Lampanusan National High School                         | 9,747,000          | 776,000   | 10,523,000 | 252,000   |
|                                  | Langcataon National High School                         | 9,835,000          | 1,203,000 | 11,038,000 | 167,000   |
|                                  | Lantapan National High School                           | 38,543,000         | 2,936,000 | 41,479,000 | 1,174,000 |
|                                  | Libona National High School                             | 40,808,000         | 2,959,000 | 43,767,000 | 1,311,000 |
|                                  | Licoan Integrated School                                |                    | 229,000   | 229,000    |           |
|                                  | Lingating Integrated School                             |                    | 330,000   | 330,000    |           |
|                                  | Little Baguio National High School                      |                    | 763,000   | 763,000    | 218,000   |
|                                  | Macapari National High School                           | 7,005,000          | 758,000   | 7,763,000  | 222,000   |
|                                  | Malinao National High School                            | 7,647,000          | 708,000   | 8,355,000  | 181,000   |
|                                  | Malitbog Agricultural High School                       | 13,491,000         | 1,164,000 | 14,655,000 | 502,000   |
|                                  | Maluko National High School                             | 403,000            | 277,000   | 680,000    |           |
|                                  | Marapange Integrated School                             | 810,000            | 297,000   | 1,107,000  |           |
|                                  | Namnam Integrated School                                | 2,023,000          | 569,000   | 2,592,000  |           |
|                                  | New Kidapawan Integrated School                         | 403,000            | 290,000   | 693,000    |           |
|                                  | New Nongnongan National High School                     | 27,189,000         | 1,148,000 | 28,337,000 | 238,000   |
|                                  | New Nongnongan National High School - San Nicolas Annex | 1,214,000          | 1,106,000 | 2,320,000  | 183,000   |
|                                  | Old Damulog National High School                        | 23,622,000         | 1,835,000 | 25,457,000 | 820,000   |
|                                  | Old Nongnongan National High School                     | 9,943,000          | 844,000   | 10,787,000 | 259,000   |
|                                  | Paitan Integrated School                                | 403,000            | 246,000   | 649,000    |           |
|                                  | Pangantucan National High School                        | 30,499,000         | 2,363,000 | 32,862,000 | 1,095,000 |
|                                  | Pinamula Integrated School                              | 810,000            | 313,000   | 1,123,000  |           |
|                                  | Quezon National High School                             | 51,412,000         | 3,319,000 | 54,731,000 | 2,223,000 |
|                                  | Quezon National High School - Apyao Annex               | 3,239,000          | 969,000   | 4,208,000  | 305,000   |
|                                  | Sagundanon Integrated School                            |                    | 245,000   | 245,000    |           |
|                                  | Salawagan National High School                          | 25,977,000         | 1,890,000 | 27,867,000 | 843,000   |
|                                  | Salaysay Integrated School                              | 403,000            | 247,000   | 650,000    |           |
|                                  | Salimbalan Integrated School                            |                    | 226,000   | 226,000    |           |
|                                  | San Andres National High School                         | 29,323,000         | 1,781,000 | 31,104,000 | 674,000   |
|                                  | San Andres National High School - Cabadiangan Annex     |                    | 678,000   | 678,000    | 204,000   |
|                                  | San Jose Integrated School                              | 2,831,000          | 438,000   | 3,269,000  |           |
|                                  | San Luis National High School                           | 8,598,000          | 877,000   | 9,475,000  | 236,000   |
|                                  | San Luis National High School - Sabangaan Annex         |                    | 405,000   | 405,000    |           |
|                                  | San Vicente National High School                        | 267,000            | 785,000   | 1,052,000  | 282,000   |
|                                  | Sankan National High School                             | 9,453,000          | 871,000   | 10,324,000 | 163,000   |
|                                  | Santiago Integrated School                              |                    | 220,000   | 220,000    |           |
|                                  | Sil-Ipon Integrated School                              | 403,000            | 286,000   | 689,000    |           |



| REGION / SDO / SECONDARY SCHOOLS |  |   | JUNIOR HIGH SCHOOL |            |             | SENIOR HS  |
|----------------------------------|--|---|--------------------|------------|-------------|------------|
|                                  |  |   | PS                 | MOOE       | TOTAL       | MOOE       |
|                                  |  | Sinuda National High School                               | 11,184,000         | 1,163,000  | 12,347,000  | 323,000    |
|                                  |  | South Dalurong Integrated School                          | 3,651,000          | 474,000    | 4,125,000   |            |
|                                  |  | Sta. Cruz Integrated School                               | 403,000            | 237,000    | 640,000     |            |
|                                  |  | Sumilao National High School                              | 23,519,000         | 780,000    | 24,299,000  | 252,000    |
|                                  |  | Sumilao National High School - Vista Villa Annex          |                    | 676,000    | 676,000     | 229,000    |
|                                  |  | Talakag National High School                              | 26,911,000         | 1,896,000  | 28,807,000  | 828,000    |
|                                  |  | Ticala Integrated School                                  |                    | 206,000    | 206,000     |            |
|                                  |  | Tikalaan National High School                             | 12,424,000         | 1,209,000  | 13,633,000  | 367,000    |
|                                  |  | Tumaras Integrated School                                 | 403,000            | 240,000    | 643,000     |            |
|                                  |  | White Kulaman Integrated School                           | 4,458,000          | 436,000    | 4,894,000   |            |
|                                  |  |   |                    |            |             |            |
|                                  |  | Division of Cagayan de Oro City                           | 719,057,000        | 55,954,000 | 775,011,000 | 17,816,000 |
|                                  |  | Division Office - Proper                                  | 12,272,000         |            | 12,272,000  |            |
|                                  |  | Agusan National High School                               | 66,050,000         | 2,656,000  | 68,706,000  | 749,000    |
|                                  |  | Angeles Sisters National High School (Consolacion NHS)    | 14,628,000         | 1,026,000  | 15,654,000  | 150,000    |
|                                  |  | Balubal National High School                              | 7,556,000          | 853,000    | 8,409,000   | 218,000    |
|                                  |  | Bayabas National High School                              | 19,167,000         | 1,162,000  | 20,329,000  | 254,000    |
|                                  |  | Bonbon National High School                               | 7,299,000          | 813,000    | 8,112,000   | 254,000    |
|                                  |  | Bugo National High School                                 | 30,165,000         | 2,618,000  | 32,783,000  | 470,000    |
|                                  |  | Bulua National High School                                | 48,893,000         | 3,929,000  | 52,822,000  | 1,472,000  |
|                                  |  | Cagayan de Oro City National High School                  | 83,558,000         | 5,554,000  | 89,112,000  | 2,257,000  |
|                                  |  | Cagayan de Oro City National High School - Balulang Annex |                    | 906,000    | 906,000     | 399,000    |
|                                  |  | Camaman-an National High School                           | 12,547,000         | 1,032,000  | 13,579,000  | 435,000    |
|                                  |  | Canitoan National High School                             | 23,878,000         | 1,861,000  | 25,739,000  | 742,000    |
|                                  |  | Carmen National High School (Macanhan NHS)                | 29,223,000         | 2,336,000  | 31,559,000  | 800,000    |
|                                  |  | Gusa National High School                                 | 32,624,000         | 388,000    | 33,012,000  | 150,000    |
|                                  |  | Gusa National High School - Cugman Annex                  |                    | 1,113,000  | 1,113,000   | 236,000    |
|                                  |  | Gusa Regional Science High School                         | 9,628,000          | 2,855,000  | 12,483,000  | 639,000    |
|                                  |  | Indahag National High School                              | 18,174,000         | 1,493,000  | 19,667,000  | 491,000    |
|                                  |  | Iponan National High School                               | 23,019,000         | 1,810,000  | 24,829,000  | 671,000    |
|                                  |  | Iponan National High School - San Simon Annex             |                    | 400,000    | 400,000     | 150,000    |
|                                  |  | Kauswagan National High School                            | 22,371,000         | 1,956,000  | 24,327,000  | 789,000    |
|                                  |  | Lapasan National High School                              | 55,390,000         | 2,446,000  | 57,836,000  | 754,000    |
|                                  |  | Lapasan National High School - Gusa Annex                 |                    | 1,535,000  | 1,535,000   | 447,000    |
|                                  |  | Lumbia National High School                               | 40,685,000         | 2,826,000  | 43,511,000  | 1,178,000  |
|                                  |  | Macabalan National High School                            | 22,797,000         | 1,627,000  | 24,424,000  | 498,000    |
|                                  |  | Macasandig National High School                           | 17,005,000         | 1,250,000  | 18,255,000  | 495,000    |
|                                  |  | Mambuaya National High School                             | 18,825,000         | 1,170,000  | 19,995,000  | 252,000    |
|                                  |  | Mambuaya National High School - Bayanga Annex             |                    | 540,000    | 540,000     | 150,000    |
|                                  |  | Mambuaya National High School - Dansolihon Annex          |                    | 550,000    | 550,000     | 197,000    |
|                                  |  | Pedro 'Oloy' N. Roa, Sr. National High School             | 24,645,000         | 2,104,000  | 26,749,000  | 836,000    |
|                                  |  | Puerto National High School                               | 20,405,000         | 1,441,000  | 21,846,000  | 325,000    |
|                                  |  | Puntod National High School                               | 12,570,000         | 1,033,000  | 13,603,000  | 150,000    |
|                                  |  | Tablon National High School                               | 16,225,000         | 1,197,000  | 17,422,000  | 200,000    |
|                                  |  | Taglimao National High School                             | 11,996,000         | 585,000    | 12,581,000  | 150,000    |
|                                  |  | Taglimao National High School - Besigan Annex             |                    | 341,000    | 341,000     | 150,000    |
|                                  |  | Taglimao National High School - Tumpagon Annex            |                    | 441,000    | 441,000     | 150,000    |
|                                  |  | Tagpangi National High School                             | 10,672,000         | 644,000    | 11,316,000  | 150,000    |
|                                  |  | Tagpangi National High School - Tuburan Annex             |                    | 622,000    | 622,000     | 156,000    |
|                                  |  | Tignapoloan National High School                          | 6,790,000          | 841,000    | 7,631,000   | 252,000    |
|                                  |  |   |                    |            |             |            |
|                                  |  | Division of Camiguin                                      | 147,383,000        | 11,856,000 | 159,239,000 | 4,779,000  |
|                                  |  | Division Office - Proper                                  | 2,665,000          | -          | 2,665,000   |            |
|                                  |  | Alangilan Integrated School                               | 4,870,000          | 442,000    | 5,312,000   | 150,000    |
|                                  |  | Bacnit Integrated School                                  | 1,619,000          | 348,000    | 1,967,000   | 150,000    |
|                                  |  | Bonbon National High School                               | 5,947,000          | 562,000    | 6,509,000   | 158,000    |
|                                  |  | Bugang Integrated School                                  | 2,039,000          | 342,000    | 2,381,000   | 150,000    |
|                                  |  | Eulalio U. Pabillore National High School                 | 14,991,000         | 1,119,000  | 16,110,000  | 495,000    |
|                                  |  | Guinsiliban National High School                          | 8,950,000          | 707,000    | 9,657,000   | 184,000    |
|                                  |  | Koguila Integrated School                                 | 813,000            | 336,000    | 1,149,000   | 150,000    |
|                                  |  | Lawigan Bura National High School                         | 6,361,000          | 535,000    | 6,896,000   | 150,000    |
|                                  |  | Maac National High School                                 | 5,553,000          | 582,000    | 6,135,000   | 163,000    |
|                                  |  | Mahinog National High School II                           | 5,864,000          | 574,000    | 6,438,000   | 270,000    |
|                                  |  | Mambajao National High School                             | 34,195,000         | 2,360,000  | 36,555,000  | 1,180,000  |
|                                  |  | Sixto A. Abao National High School                        | 15,552,000         | 1,194,000  | 16,746,000  | 367,000    |
|                                  |  | Sto. Niño Integrated School                               | 1,219,000          | 307,000    | 1,526,000   | 150,000    |
|                                  |  | Tupsan National High School                               | 12,511,000         | 848,000    | 13,359,000  | 289,000    |
|                                  |  | Yumbing National High School                              | 24,234,000         | 1,600,000  | 25,834,000  | 773,000    |

| REGION / SDO / SECONDARY SCHOOLS |   | JUNIOR HIGH SCHOOL |            |             | SENIOR HS |
|----------------------------------|---|--------------------|------------|-------------|-----------|
|                                  |   | PS                 | MOOE       | TOTAL       | MOOE      |
|                                  |   |                    |            |             |           |
|                                  | Division of El Salvador City  | 63,061,000         | 5,564,000  | 68,625,000  | 1,750,000 |
|                                  | Division Office - Proper  | 1,072,000          |            | 1,072,000   |           |
|                                  | Cogon National High School  | 18,357,000         | 859,000    | 19,216,000  | 623,000   |
|                                  | El Salvador City National High School   | 2,432,000          | 694,000    | 3,126,000   |           |
|                                  | Himaya National High School   | 1,214,000          | 296,000    | 1,510,000   |           |
|                                  | Hinigdaan National High School  | 2,707,000          | 531,000    | 3,238,000   | 150,000   |
|                                  | Kalabaylabay Integrated School  |                    | 215,000    | 215,000     |           |
|                                  | Molugan National High School  | 33,225,000         | 1,938,000  | 35,163,000  | 827,000   |
|                                  | Sambulawan National High School   | 1,214,000          | 256,000    | 1,470,000   |           |
|                                  | San Francisco de Asis National High School  | 1,626,000          | 401,000    | 2,027,000   | 150,000   |
|                                  | Sinaloc National High School  | 1,214,000          | 374,000    | 1,588,000   |           |
|                                  |   |                    |            |             |           |
|                                  | Division of Gingoog City  | 216,649,000        | 18,269,000 | 234,918,000 | 6,191,000 |
|                                  | Division Office - Proper  | 3,830,000          |            | 3,830,000   |           |
|                                  | Alfonso Ang Militante Integrated School - Elem  |                    | 274,000    | 274,000     |           |
|                                  | BACKKISMI Comprehensive National High School (Gingoog City Comprehensive NHS - BACKKISMI NHS Annex) |                    | 398,000    | 398,000     | 161,000   |
|                                  | Bal-ason National High School   | 13,522,000         | 907,000    | 14,429,000  | 339,000   |
|                                  | Bantaawan Integrated School   | 403,000            | 240,000    | 643,000     |           |
|                                  | Civoleg Integrated School   | 403,000            | 227,000    | 630,000     |           |
|                                  | Dukdokaan Integrated School   | 1,214,000          | 325,000    | 1,539,000   |           |
|                                  | Eureka Integrated School  | 9,116,000          | 433,000    | 9,549,000   | 150,000   |
|                                  | Fructoso Rife Integrated School - Elem  |                    | 215,000    | 215,000     |           |
|                                  | Gingoog City Comprehensive National High School   | 91,880,000         | 4,734,000  | 96,614,000  | 2,453,000 |
|                                  | Gingoog City Comprehensive National High School -Anakan National High School                        |                    | 578,000    | 578,000     | 348,000   |
|                                  | Gingoog City Comprehensive National High School-Pundasan  |                    | 879,000    | 879,000     | 383,000   |
|                                  | Kalagonoy Integrated School - Elem  |                    | 240,000    | 240,000     |           |
|                                  | Kalipay National High School  | 11,796,000         | 851,000    | 12,647,000  | 275,000   |
|                                  | Kamanikan Integrated School - Elem  |                    | 221,000    | 221,000     |           |
|                                  | Kisande Barangay High School  | 6,236,000          | 397,000    | 6,633,000   | 150,000   |
|                                  | Lunao National High School  | 7,844,000          | 695,000    | 8,539,000   | 312,000   |
|                                  | Lurisa National High School   |                    | 392,000    | 392,000     | 202,000   |
|                                  | Malibud National High School  | 12,848,000         | 666,000    | 13,514,000  | 150,000   |
|                                  | Malinao National High School  | 10,031,000         | 482,000    | 10,513,000  | 150,000   |
|                                  | Mimbunga National High School   | 9,635,000          | 637,000    | 10,272,000  | 161,000   |
|                                  | Murallon Integrated School  | 403,000            | 259,000    | 662,000     |           |
|                                  | Odiongan National High School   | 23,938,000         | 1,208,000  | 25,146,000  | 394,000   |
|                                  | Odiongan National High School - Talisay NHS Annex   |                    | 506,000    | 506,000     | 224,000   |
|                                  | Pedro Maligmat Integrated School  | 1,214,000          | 338,000    | 1,552,000   |           |
|                                  | Pigsalohan Integrated School  | 1,619,000          | 323,000    | 1,942,000   |           |
|                                  | San Luis National High School   | 8,694,000          | 797,000    | 9,491,000   | 339,000   |
|                                  | Sangalan Integrated School  | 810,000            | 259,000    | 1,069,000   |           |
|                                  | Sioan Integrated School   | 810,000            | 314,000    | 1,124,000   |           |
|                                  | Sulpicio Lugod Integrated School  | 403,000            | 226,000    | 629,000     |           |
|                                  | Talon Integrated School - Elem  |                    | 248,000    | 248,000     |           |
|                                  |   |                    |            |             |           |
|                                  | Division of Iligan City   | 18,471,000         | 11,269,000 | 29,740,000  | 3,379,000 |
|                                  | Division Office - Proper  | 550,000            |            | 550,000     |           |
|                                  | Acelo C. Badelles, Sr. Memorial HS - Abuno HS Annex   |                    | 598,000    | 598,000     | 165,000   |
|                                  | Dalamas Integrated School   |                    | 318,000    | 318,000     |           |
|                                  | Dalipuga National High School - Hindang NHS Annex   |                    | 459,000    | 459,000     | 150,000   |
|                                  | Dalipuga National High School - Kalubihon Annex   |                    | 411,000    | 411,000     | 150,000   |
|                                  | Del Carmen Integrated School (Iligan City National High School, Del Carmen Annex)                   |                    | 443,000    | 443,000     | 150,000   |
|                                  | Digkilaan National High School (Tubaran National High School - Digkilaan HS Annex)                  |                    | 641,000    | 641,000     | 264,000   |
|                                  | Ditucalan National High School (Maria Cristina National High School - Ditucalan HS Annex)           |                    | 425,000    | 425,000     | 150,000   |
|                                  | Esperidion F. Encabo Memorial High School   | 13,336,000         | 900,000    | 14,236,000  | 321,000   |
|                                  | Francisco Laya Integrated School  |                    | 548,000    | 548,000     | 150,000   |
|                                  | Hinaplanon National High School (Iligan City East National High School - Hinaplanon Annex)          |                    | 1,292,000  | 1,292,000   | 493,000   |
|                                  | Iligan City East National High School - Santiago HS Annex   |                    | 666,000    | 666,000     | 264,000   |
|                                  | Iligan City National High School - Pala-o High School Annex   |                    | 432,000    | 432,000     |           |



| REGION / SDO / SECONDARY SCHOOLS |  |  | JUNIOR HIGH SCHOOL |            |             | SENIOR HS  |
|----------------------------------|--|--|--------------------|------------|-------------|------------|
|                                  |  |  | PS                 | MOOE       | TOTAL       | MOOE       |
|                                  |  | Iligan City National High School - Tambakan National High School                       |                    | 1,260,000  | 1,260,000   | 206,000    |
|                                  |  | Kabacsanan National High School (Dalipuga National High School - Kabacsanan NHS Annex) |                    | 431,000    | 431,000     | 150,000    |
|                                  |  | Kiwalan National High School (Iligan City East National High School - Kiwalan Annex)   |                    | 618,000    | 618,000     | 316,000    |
|                                  |  | Mainit High School   | 4,585,000          | 518,000    | 5,103,000   | 150,000    |
|                                  |  | Tomas Cabili National High School - Annex (Scions)                                     |                    | 597,000    | 597,000     | 150,000    |
|                                  |  | Tubaran National High School - Lanipao Annex   |                    | 339,000    | 339,000     | 150,000    |
|                                  |  | Tubaran National High School (Bonbonon Annex)  |                    | 373,000    | 373,000     |            |
|                                  |  |  |                    |            |             |            |
|                                  |  | Division of Lanao del Norte  | 421,624,000        | 42,408,000 | 464,032,000 | 11,916,000 |
|                                  |  | Division Office - Proper   | 7,818,000          |            | 7,818,000   |            |
|                                  |  | Abaga Integrated School  |                    | 201,000    | 201,000     |            |
|                                  |  | Andres Bersales, Sr. Memorial High School (Pandanan NHS)                               | 11,680,000         | 912,000    | 12,592,000  | 160,000    |
|                                  |  | Arsenio A. Quibranza National High School (LNNAIHS)                                    | 4,064,000          | 662,000    | 4,726,000   | 264,000    |
|                                  |  | Atanacia Logronio Integrated School  | 403,000            | 244,000    | 647,000     |            |
|                                  |  | Bacolod Central Integrated School  | 1,214,000          | 393,000    | 1,607,000   |            |
|                                  |  | Bansarvil National High School   | 18,806,000         | 1,194,000  | 20,000,000  | 651,000    |
|                                  |  | Baraason Integrated School   |                    | 205,000    | 205,000     |            |
|                                  |  | Big Banisilon Integrated School  | 403,000            | 237,000    | 640,000     |            |
|                                  |  | Binuni-Demologan National High School  | 10,512,000         | 800,000    | 11,312,000  | 403,000    |
|                                  |  | Cadayonan Integrated School  | 810,000            | 299,000    | 1,109,000   |            |
|                                  |  | Calube Integrated School   | 403,000            | 300,000    | 703,000     |            |
|                                  |  | Carusa Integrated School   | 2,023,000          | 338,000    | 2,361,000   | 150,000    |
|                                  |  | Dalama Integrated School   | 5,748,000          | 517,000    | 6,265,000   | 150,000    |
|                                  |  | Datu Timbul Ali Integrated School  | 403,000            | 305,000    | 708,000     |            |
|                                  |  | Delabayan National High School - Marcela Mabanta National High School Annex            | 403,000            | 577,000    | 980,000     | 161,000    |
|                                  |  | Diosdado Yap Memorial National High School   | 9,857,000          | 762,000    | 10,619,000  | 161,000    |
|                                  |  | Don Juan Diaz Memorial Integrated School   | 403,000            | 254,000    | 657,000     |            |
|                                  |  | Kahayag Integrated School  | 403,000            | 240,000    | 643,000     |            |
|                                  |  | Kalinaw Kalilintad Integrated Peace School   | 810,000            | 315,000    | 1,125,000   |            |
|                                  |  | Kawit Oriental Integrated School of Fisheries  | 2,435,000          | 461,000    | 2,896,000   |            |
|                                  |  | Kiasar Integrated School   | 403,000            | 240,000    | 643,000     |            |
|                                  |  | Lala Proper Integrated School  | 16,424,000         | 851,000    | 17,275,000  | 394,000    |
|                                  |  | Lanao del Norte Provincial Science and Technology High School                          | 764,000            | 894,000    | 1,658,000   | 401,000    |
|                                  |  | Lapinig National High School   | 17,462,000         | 1,113,000  | 18,575,000  | 342,000    |
|                                  |  | Liangnan National High School  | 13,503,000         | 944,000    | 14,447,000  | 465,000    |
|                                  |  | Linamon National High School   | 11,513,000         | 952,000    | 12,465,000  | 287,000    |
|                                  |  | Lininding Integrated School  |                    | 201,000    | 201,000     |            |
|                                  |  | Mabuhay Integrated School  | 403,000            | 258,000    | 661,000     |            |
|                                  |  | Madaya Integrated School   |                    | 250,000    | 250,000     |            |
|                                  |  | Magsaysay National High School   | 13,446,000         | 903,000    | 14,349,000  | 282,000    |
|                                  |  | Maguindanao Integrated School  | 403,000            | 293,000    | 696,000     |            |
|                                  |  | Mahayahay Integrated School  | 403,000            | 246,000    | 649,000     |            |
|                                  |  | Mamagum Integrated School  | 403,000            | 252,000    | 655,000     |            |
|                                  |  | Manga Integrated School  | 810,000            | 333,000    | 1,143,000   |            |
|                                  |  | Marcela T. Mabanta Memorial National High School                                       | 25,284,000         | 1,514,000  | 26,798,000  | 665,000    |
|                                  |  | Masibay Integrated School  | 810,000            | 352,000    | 1,162,000   |            |
|                                  |  | Matampay Integrated School   | 1,214,000          | 295,000    | 1,509,000   |            |
|                                  |  | Matungao National High School  | 15,503,000         | 1,104,000  | 16,607,000  | 286,000    |
|                                  |  | Miguel E. Esmade Memorial Integrated School  | 403,000            | 277,000    | 680,000     |            |
|                                  |  | Mukas National High School   | 11,862,000         | 843,000    | 12,705,000  | 218,000    |
|                                  |  | Munai Central Integrated School  | 810,000            | 315,000    | 1,125,000   |            |
|                                  |  | Munai National High School   | 7,047,000          | 540,000    | 7,587,000   | 227,000    |
|                                  |  | Nunungan National High School  | 5,040,000          | 317,000    | 5,357,000   | 215,000    |
|                                  |  | Olango Integrated School   | 403,000            | 229,000    | 632,000     |            |
|                                  |  | Pacalundo Integrated School  |                    | 197,000    | 197,000     |            |
|                                  |  | Pagayawan Integrated School  | 2,432,000          | 408,000    | 2,840,000   | 150,000    |
|                                  |  | Panoloan National High School  | 11,750,000         | 874,000    | 12,624,000  | 224,000    |
|                                  |  | Pantao Ragat Agro-Industrial High School   | 20,475,000         | 1,658,000  | 22,133,000  | 759,000    |
|                                  |  | Pantar National High School  | 18,969,000         | 1,635,000  | 20,604,000  | 671,000    |
|                                  |  | Pelingkingan Integrated School   | 403,000            | 222,000    | 625,000     |            |
|                                  |  | Pendolonan Integrated School   | 810,000            | 296,000    | 1,106,000   |            |
|                                  |  | Pigcarangan Integrated School  | 2,023,000          | 405,000    | 2,428,000   | 150,000    |
|                                  |  | Pikalawag Integrated School  | 810,000            | 363,000    | 1,173,000   |            |
|                                  |  | Poonapiagapo Central Integrated School   | 810,000            | 399,000    | 1,209,000   |            |

| REGION / SDO / SECONDARY SCHOOLS |  | JUNIOR HIGH SCHOOL |            |             | SENIOR HS |
|----------------------------------|--|--------------------|------------|-------------|-----------|
|                                  |  | PS                 | MOOE       | TOTAL       | MOOE      |
|                                  | Poonapiagapo National High School  | 409,000            | 471,000    | 880,000     | 150,000   |
|                                  | Ramain Integrated School   | 403,000            | 259,000    | 662,000     |           |
|                                  | Riverside National High School   | 19,412,000         | 1,515,000  | 20,927,000  | 697,000   |
|                                  | Rufo del Cruz Integrated School  | 2,834,000          | 721,000    | 3,555,000   | 150,000   |
|                                  | Salvador National High School (Salvador Trade High School)                                   | 11,753,000         | 1,505,000  | 13,258,000  | 704,000   |
|                                  | Samburon Integrated School   | 2,023,000          | 534,000    | 2,557,000   | 150,000   |
|                                  | Sapad Integrated School  | 810,000            | 339,000    | 1,149,000   |           |
|                                  | Sergio P. Cerujales, Jr. National High School  | 2,955,000          | 412,000    | 3,367,000   | 150,000   |
|                                  | Shiek Omar Integrated School   | 403,000            | 234,000    | 637,000     |           |
|                                  | Sigayan Integrated School  | 403,000            | 234,000    | 637,000     |           |
|                                  | Sultan Ali Dimaporo Memorial Integrated School (Bauyan National High School)                 | 23,732,000         | 1,737,000  | 25,469,000  | 727,000   |
|                                  | Sultan Naga Dimaporo Memorial Integrated School  | 20,757,000         | 1,190,000  | 21,947,000  | 555,000   |
|                                  | Suso Integrated School   | 403,000            | 294,000    | 697,000     |           |
|                                  | Tagoloan Integrated School   | 810,000            | 276,000    | 1,086,000   |           |
|                                  | Tagoloan National High School  | 5,279,000          | 490,000    | 5,769,000   | 150,000   |
|                                  | Taguitic Integrated School   | 8,522,000          | 562,000    | 9,084,000   | 150,000   |
|                                  | Tambacon Integrated School   | 813,000            | 296,000    | 1,109,000   |           |
|                                  | Tangcal High School  |                    | 477,000    | 477,000     | 151,000   |
|                                  | Teofila C. Quibranza National High School  | 38,107,000         | 1,420,000  | 39,527,000  | 346,000   |
|                                  | Tumple Integrated School   | 403,000            | 253,000    | 656,000     |           |
|                                  | Division of Malaybalay City  | 124,177,000        | 15,372,000 | 139,549,000 | 5,779,000 |
|                                  | Division Office - Proper   | 2,534,000          |            | 2,534,000   |           |
|                                  | Apo Macote National High School  | 6,597,000          | 586,000    | 7,183,000   | 151,000   |
|                                  | Bangcud National High School   | 36,339,000         | 2,584,000  | 38,923,000  | 1,087,000 |
|                                  | Bukidnon National High School - Imbayao Annex  |                    | 349,000    | 349,000     | 150,000   |
|                                  | Bukidnon National High School -Dalwangan Annex   |                    | 868,000    | 868,000     | 263,000   |
|                                  | Busdi Integrated School  | 5,388,000          | 529,000    | 5,917,000   | 158,000   |
|                                  | Can-ayan Integrated School   | 9,229,000          | 682,000    | 9,911,000   | 208,000   |
|                                  | Candiisan Integrated School  | 403,000            | 291,000    | 694,000     |           |
|                                  | Capitan Angel Integrated School  | 810,000            | 292,000    | 1,102,000   | 150,000   |
|                                  | Casisang Central Integrated School   | 409,000            | 283,000    | 692,000     |           |
|                                  | Casisang National High School (Bukidnon National High School - Casisang Annex)               | 8,627,000          | 833,000    | 9,460,000   | 234,000   |
|                                  | Casisang Senior High School  |                    |            |             | 962,000   |
|                                  | Kalasungay National High School (Bukidnon National High School - Kalasungay Extension)       |                    | 355,000    | 355,000     | 150,000   |
|                                  | Kibalabag Integrated School  | 1,214,000          | 260,000    | 1,474,000   | 150,000   |
|                                  | Kilap-agan Integrated School   | 403,000            | 240,000    | 643,000     |           |
|                                  | Luyungan High School   | 2,860,000          | 373,000    | 3,233,000   | 150,000   |
|                                  | Mabuhay Integrated School  |                    | 227,000    | 227,000     |           |
|                                  | Magsaysay Integrated School  | 810,000            | 333,000    | 1,143,000   |           |
|                                  | Malaybalay City National High School (Bukidnon National High School - San Jose Annex)        | 5,313,000          | 847,000    | 6,160,000   | 150,000   |
|                                  | Malaybalay City National Science High School (Bukidnon National High School - Aglayan Annex) | 16,080,000         | 1,665,000  | 17,745,000  | 791,000   |
|                                  | Managok National High School - Lalawan Annex   |                    | 382,000    | 382,000     | 150,000   |
|                                  | Managok National High School - Miglamin Annex  |                    | 446,000    | 446,000     | 163,000   |
|                                  | Manalog Integrated School  |                    | 239,000    | 239,000     |           |
|                                  | Mapayag Integrated School  |                    | 210,000    | 210,000     |           |
|                                  | San Martin National High School  | 11,208,000         | 879,000    | 12,087,000  | 412,000   |
|                                  | Silae National High School   | 11,092,000         | 663,000    | 11,755,000  | 150,000   |
|                                  | Simaya Integrated School   | 403,000            | 224,000    | 627,000     |           |
|                                  | St. Peter National High School   | 4,055,000          | 455,000    | 4,510,000   | 150,000   |
|                                  | Tuburan Integrated School  | 403,000            | 277,000    | 680,000     |           |
|                                  | Division of Misamis Occidental   | 243,018,000        | 24,502,000 | 267,520,000 | 5,980,000 |
|                                  | Division Office - Proper   | 3,362,000          |            | 3,362,000   |           |
|                                  | Adorable Integrated School   |                    | 197,000    | 197,000     |           |
|                                  | Alegria Integrated School  |                    | 202,000    | 202,000     |           |
|                                  | Aquino Integrated School   | 7,978,000          | 428,000    | 8,406,000   | 150,000   |
|                                  | Bernad Integrated School   |                    | 194,000    | 194,000     |           |
|                                  | Bitibut Integrated School  | 3,382,000          | 285,000    | 3,667,000   |           |
|                                  | Bolinsong Integrated School  |                    | 200,000    | 200,000     |           |
|                                  | Bonifacio Integrated School  |                    | 203,000    | 203,000     |           |
|                                  | Bonifacio National High School   | 23,598,000         | 813,000    | 24,411,000  | 474,000   |
|                                  | Buenavista Integrated School   |                    | 200,000    | 200,000     |           |

| REGION / SDO / SECONDARY SCHOOLS |  |   | JUNIOR HIGH SCHOOL |           |            | SENIOR HS |
|----------------------------------|--|---|--------------------|-----------|------------|-----------|
|                                  |  |   | PS                 | MOOE      | TOTAL      | MOOE      |
|                                  |  | Bunawan Integrated School                                   |                    | 203,000   | 203,000    |           |
|                                  |  | Burgos Integrated School                                    |                    | 197,000   | 197,000    |           |
|                                  |  | Calamba National Comprehensive High School                  | 22,085,000         | 1,516,000 | 23,601,000 | 553,000   |
|                                  |  | Caridad Integrated School (Jimenez Integrated School)       | 474,000            | 190,000   | 664,000    |           |
|                                  |  | Carmen Integrated School                                    |                    | 337,000   | 337,000    | 150,000   |
|                                  |  | Conat Integrated School                                     |                    | 196,000   | 196,000    |           |
|                                  |  | Concepcion National High School                             | 4,724,000          | 606,000   | 5,330,000  | 150,000   |
|                                  |  | Cong. Hilarion J. Ramiro, Jr. Memorial National High School | 6,045,000          | 517,000   | 6,562,000  | 150,000   |
|                                  |  | Dampalan Integrated School                                  |                    | 203,000   | 203,000    |           |
|                                  |  | Diwat National High School                                  | 15,174,000         | 717,000   | 15,891,000 | 303,000   |
|                                  |  | Don Victoriano National High School                         | 5,756,000          | 601,000   | 6,357,000  | 184,000   |
|                                  |  | Felina Sevilla Oaminal National High School                 | 2,023,000          | 482,000   | 2,505,000  |           |
|                                  |  | Guinabot National High School                               | 3,470,000          | 412,000   | 3,882,000  |           |
|                                  |  | Ignacio Tan Integrated School                               |                    | 409,000   | 409,000    | 150,000   |
|                                  |  | Jimenez National Comprehensive High School                  | 17,622,000         | 1,335,000 | 18,957,000 | 557,000   |
|                                  |  | Kanao-Kanao National High School                            | 1,619,000          | 444,000   | 2,063,000  | 150,000   |
|                                  |  | Katipunan National High School                              | 8,777,000          | 680,000   | 9,457,000  | 206,000   |
|                                  |  | Kinangay Sur Integrated School                              | 403,000            | 249,000   | 652,000    |           |
|                                  |  | Kolambutan Bajo National High School                        | 3,960,000          | 426,000   | 4,386,000  | 150,000   |
|                                  |  | Lampasan Integrated School                                  | 3,782,000          | 555,000   | 4,337,000  |           |
|                                  |  | Libertad Bajo Integrated School                             |                    | 202,000   | 202,000    |           |
|                                  |  | Locus Integrated School                                     |                    | 203,000   | 203,000    |           |
|                                  |  | Mabini National High School                                 | 6,413,000          | 428,000   | 6,841,000  | 150,000   |
|                                  |  | Macalibre Alto National High School                         | 6,503,000          | 558,000   | 7,061,000  | 150,000   |
|                                  |  | Maikay Integrated School                                    |                    | 201,000   | 201,000    |           |
|                                  |  | Manla Integrated School                                     |                    | 199,000   | 199,000    |           |
|                                  |  | Mansabay Alto Integrated School                             | 403,000            | 330,000   | 733,000    |           |
|                                  |  | Matugas Bajo Integrated School                              |                    | 200,000   | 200,000    |           |
|                                  |  | Mitazan Integrated School                                   | 3,377,000          | 511,000   | 3,888,000  |           |
|                                  |  | Napangan Integrated School                                  |                    | 197,000   | 197,000    |           |
|                                  |  | New Casul Integrated School                                 |                    | 191,000   | 191,000    |           |
|                                  |  | Nueva Vista National High School                            | 6,455,000          | 472,000   | 6,927,000  | 150,000   |
|                                  |  | Ozamiz Integrated School                                    |                    | 235,000   | 235,000    |           |
|                                  |  | Panalsalan Integrated School                                |                    | 215,000   | 215,000    |           |
|                                  |  | Panaon National High School                                 | 4,283,000          | 461,000   | 4,744,000  | 150,000   |
|                                  |  | Petianan Integrated School                                  | 810,000            | 240,000   | 1,050,000  |           |
|                                  |  | Pisaan National High School                                 | 810,000            | 450,000   | 1,260,000  | 150,000   |
|                                  |  | Sapang Ama National High School (Sapang Dalaga Annex)       |                    | 342,000   | 342,000    |           |
|                                  |  | Sapang Dalaga National High School                          | 14,902,000         | 1,161,000 | 16,063,000 | 190,000   |
|                                  |  | Sibugon Integrated School                                   | 13,755,000         | 496,000   | 14,251,000 | 498,000   |
|                                  |  | Sinonoc National High School                                | 18,853,000         | 1,222,000 | 20,075,000 | 522,000   |
|                                  |  | Sta. Cruz Integrated School                                 |                    | 205,000   | 205,000    |           |
|                                  |  | Tabo-o Integrated School                                    | 3,490,000          | 305,000   | 3,795,000  |           |
|                                  |  | Tagwanao Integrated School                                  | 3,520,000          | 215,000   | 3,735,000  |           |
|                                  |  | Tipolo Integrated School                                    |                    | 203,000   | 203,000    |           |
|                                  |  | Tonggo Integrated School                                    |                    | 224,000   | 224,000    |           |
|                                  |  | Tudela National Comprehensive High School                   | 22,239,000         | 1,454,000 | 23,693,000 | 543,000   |
|                                  |  | Upper Usugan National Comprehensive High School             | 2,971,000          | 385,000   | 3,356,000  | 150,000   |

| REGION / SDO / SECONDARY SCHOOLS |   | JUNIOR HIGH SCHOOL |            |             | SENIOR HS  |
|----------------------------------|---|--------------------|------------|-------------|------------|
|                                  |   | PS                 | MOOE       | TOTAL       | MOOE       |
|                                  |   |                    |            |             |            |
|                                  |   |                    |            |             |            |
|                                  | Division of Misamis Oriental                      | 749,391,000        | 69,780,000 | 819,171,000 | 19,114,000 |
|                                  | Division Office - Proper                          | 14,192,000         |            | 14,192,000  |            |
|                                  | Abunda Integrated School                          | 810,000            | 266,000    | 1,076,000   |            |
|                                  | Alipuaton Integrated School                       | 2,851,000          | 349,000    | 3,200,000   |            |
|                                  | Andales Integrated School                         | 810,000            | 328,000    | 1,138,000   |            |
|                                  | Aplaya National High School                       | 7,145,000          | 702,000    | 7,847,000   |            |
|                                  | Aposkahoy National High School                    | 4,230,000          | 533,000    | 4,763,000   | 150,000    |
|                                  | Artadi Integrated School                          | 2,023,000          | 307,000    | 2,330,000   |            |
|                                  | Bagocboc National High School                     | 4,950,000          | 515,000    | 5,465,000   | 150,000    |
|                                  | Balagnan Integrated School                        | 403,000            | 263,000    | 666,000     |            |
|                                  | Balingasag Senior High School                     |                    |            |             | 396,000    |
|                                  | Baliwagan National High School                    | 32,341,000         | 2,151,000  | 34,492,000  | 1,105,000  |
|                                  | Bayugbayogan Integrated School                    |                    | 271,000    | 271,000     |            |
|                                  | Binuangan National High School                    | 8,385,000          | 706,000    | 9,091,000   | 241,000    |
|                                  | Bobontugan National High School                   | 12,812,000         | 976,000    | 13,788,000  | 208,000    |
|                                  | Bulahan Integrated School                         | 810,000            | 317,000    | 1,127,000   |            |
|                                  | Cabalantian National High School                  | 14,331,000         | 1,044,000  | 15,375,000  | 536,000    |
|                                  | Cabalawan Integrated School                       | 1,619,000          | 371,000    | 1,990,000   |            |
|                                  | Calawag Integrated School                         | 403,000            | 236,000    | 639,000     |            |
|                                  | Calubo Integrated School                          | 2,904,000          | 405,000    | 3,309,000   |            |
|                                  | Casinglot National High School                    | 10,487,000         | 952,000    | 11,439,000  |            |
|                                  | Cauyanon Integrated School                        | 1,619,000          | 306,000    | 1,925,000   |            |
|                                  | Consuelo National High School                     | 16,965,000         | 1,063,000  | 18,028,000  | 569,000    |
|                                  | Corrales Integrated School                        | 403,000            | 239,000    | 642,000     |            |
|                                  | Damayuhan National High School                    | 3,642,000          | 485,000    | 4,127,000   |            |
|                                  | Dampias National High School                      | 3,957,000          | 440,000    | 4,397,000   |            |
|                                  | Dampil National High School                       | 12,643,000         | 927,000    | 13,570,000  |            |
|                                  | Danao National High School                        | 6,834,000          | 672,000    | 7,506,000   | 165,000    |
|                                  | Don Gregorio Pelaez Memorial National High School | 2,429,000          | 420,000    | 2,849,000   |            |
|                                  | Dr. Gerardo Sabal Memorial National High School   | 22,738,000         | 1,767,000  | 24,505,000  | 658,000    |
|                                  | Esperanza National High School                    | 11,369,000         | 899,000    | 12,268,000  |            |
|                                  | Esperanza Senior High School                      |                    |            |             | 506,000    |
|                                  | G. Pelaez Integrated School                       | 810,000            | 235,000    | 1,045,000   |            |
|                                  | Gimangpang Integrated School                      | 403,000            | 300,000    | 703,000     |            |
|                                  | Gumabon National High School                      | 3,642,000          | 364,000    | 4,006,000   |            |
|                                  | Gumaod Integrated School                          | 403,000            | 233,000    | 636,000     |            |
|                                  | Hinaplanan National High School                   | 10,433,000         | 937,000    | 11,370,000  | 199,000    |
|                                  | Inobulan (Hunga Gue) National High School         | 5,895,000          | 540,000    | 6,435,000   |            |
|                                  | Jasaan National High School                       | 47,302,000         | 2,992,000  | 50,294,000  | 1,875,000  |
|                                  | Kabulakan Integrated School                       | 1,619,000          | 344,000    | 1,963,000   |            |
|                                  | Kalacapan National High School                    | 4,570,000          | 644,000    | 5,214,000   | 150,000    |
|                                  | Kalingagan National High School                   | 7,274,000          | 810,000    | 8,084,000   | 490,000    |
|                                  | Kandiis Integrated School                         | 403,000            | 303,000    | 706,000     |            |
|                                  | Kibaghot National High School                     | 4,764,000          | 479,000    | 5,243,000   |            |
|                                  | Kibanban Integrated School                        | 1,214,000          | 298,000    | 1,512,000   |            |
|                                  | Kibungsod National High School                    | 23,295,000         | 1,435,000  | 24,730,000  | 648,000    |
|                                  | Kidampas Integrated School                        | 3,243,000          | 381,000    | 3,624,000   |            |
|                                  | Kimaya Integrated School                          | 403,000            | 271,000    | 674,000     |            |
|                                  | Kinoguitan National Agricultural High School      | 7,026,000          | 640,000    | 7,666,000   | 163,000    |
|                                  | Kinoguitan Senior High School                     |                    |            |             | 311,000    |
|                                  | Lagonglong Senior High School                     |                    |            |             | 748,000    |
|                                  | Lantad Integrated School                          | 3,239,000          | 333,000    | 3,572,000   | 150,000    |
|                                  | Limunda Integrated School                         | 1,619,000          | 278,000    | 1,897,000   |            |
|                                  | Linabu Integrated School                          | 1,214,000          | 322,000    | 1,536,000   |            |
|                                  | Looc National High School                         | 7,284,000          | 543,000    | 7,827,000   | 165,000    |
|                                  | Lourdes Alubijid National High School             | 8,345,000          | 531,000    | 8,876,000   | 153,000    |
|                                  | Lubilan Integrated School                         | 403,000            | 223,000    | 626,000     |            |
|                                  | Lubluban Integrated School                        | 403,000            | 216,000    | 619,000     |            |
|                                  | Lugait National High School                       | 28,687,000         | 1,891,000  | 30,578,000  |            |
|                                  | Lugait Senior High School                         |                    |            |             | 1,200,000  |
|                                  | Lukong Integrated School                          | 810,000            | 280,000    | 1,090,000   |            |
|                                  | Lumbo National High School                        | 12,702,000         | 1,117,000  | 13,819,000  | 268,000    |
|                                  | Luna Integrated School                            | 810,000            | 291,000    | 1,101,000   |            |
|                                  | Luz Banzon Integrated School                      | 810,000            | 364,000    | 1,174,000   |            |
|                                  | Macopa Integrated School                          | 403,000            | 240,000    | 643,000     |            |
|                                  | Mahayahay Integrated School                       | 1,214,000          | 279,000    | 1,493,000   |            |
|                                  | Malagana National High School                     | 7,582,000          | 740,000    | 8,322,000   | 204,000    |

| REGION / SDO / SECONDARY SCHOOLS |  |  | JUNIOR HIGH SCHOOL |           |            | SENIOR HS |
|----------------------------------|--|--|--------------------|-----------|------------|-----------|
|                                  |  |  | PS                 | MOOE      | TOTAL      | MOOE      |
|                                  |  | Malanang Integrated School   |                    | 234,000   | 234,000    |           |
|                                  |  | Malibato Integrated School   | 403,000            | 250,000   | 653,000    |           |
|                                  |  | Malunsagay Integrated School   | 403,000            | 244,000   | 647,000    |           |
|                                  |  | Mambayaan Integrated School  |                    | 238,000   | 238,000    |           |
|                                  |  | Mandahilag National High School  | 4,752,000          | 441,000   | 5,193,000  |           |
|                                  |  | Mantangale National High School  | 12,356,000         | 1,012,000 | 13,368,000 |           |
|                                  |  | Mantangale Senior High School  |                    |           |            | 544,000   |
|                                  |  | Manticao National High School  | 12,959,000         | 1,107,000 | 14,066,000 | 394,000   |
|                                  |  | Maputi Senior High School  |                    |           |            | 1,001,000 |
|                                  |  | Maribojoc Integrated School  | 810,000            | 290,000   | 1,100,000  |           |
|                                  |  | Matangad National High School  | 10,445,000         | 906,000   | 11,351,000 | 236,000   |
|                                  |  | Mat-i National High School (Claveria)  | 9,022,000          | 861,000   | 9,883,000  | 245,000   |
|                                  |  | Mat-i National High School (Naawan)  | 14,640,000         | 866,000   | 15,506,000 | 199,000   |
|                                  |  | Mauswagon Integrated School  | 403,000            | 254,000   | 657,000    |           |
|                                  |  | Minalwang Integrated School  | 1,214,000          | 344,000   | 1,558,000  |           |
|                                  |  | Misamis Oriental National High School  | 26,250,000         | 1,661,000 | 27,911,000 |           |
|                                  |  | Naawan National High School  | 22,096,000         | 1,653,000 | 23,749,000 |           |
|                                  |  | Nangcaon Integrated School   | 403,000            | 260,000   | 663,000    |           |
|                                  |  | Natubo Integrated School   | 403,000            | 389,000   | 792,000    |           |
|                                  |  | Patrocinio National High School  | 5,767,000          | 711,000   | 6,478,000  |           |
|                                  |  | Portulin National High School  | 8,984,000          | 773,000   | 9,757,000  | 255,000   |
|                                  |  | Punta Silum Integrated School  | 1,214,000          | 368,000   | 1,582,000  |           |
|                                  |  | Quezon Integrated School   | 810,000            | 260,000   | 1,070,000  |           |
|                                  |  | Rizal National High School   | 4,968,000          | 476,000   | 5,444,000  |           |
|                                  |  | Rosario National High School   | 9,461,000          | 804,000   | 10,265,000 | 231,000   |
|                                  |  | Rosario National High School of Tagoloan   | 3,239,000          | 436,000   | 3,675,000  |           |
|                                  |  | Salawaga Integrated School   | 403,000            | 248,000   | 651,000    |           |
|                                  |  | Samay Integrated School  | 403,000            | 279,000   | 682,000    |           |
|                                  |  | Sampatulog Integrated School   | 2,848,000          | 398,000   | 3,246,000  |           |
|                                  |  | San Isidro National High School  | 13,389,000         | 1,059,000 | 14,448,000 | 236,000   |
|                                  |  | San Juan National High School  | 10,478,000         | 729,000   | 11,207,000 | 293,000   |
|                                  |  | San Martin Integrated School   | 1,619,000          | 421,000   | 2,040,000  |           |
|                                  |  | Sibantang Integrated School  | 810,000            | 294,000   | 1,104,000  |           |
|                                  |  | Sta. Ana National High School  | 18,638,000         | 1,606,000 | 20,244,000 | 351,000   |
|                                  |  | Sta. Ines National High School   | 10,627,000         | 849,000   | 11,476,000 |           |
|                                  |  | Sta. Ines Senior High School   |                    |           |            | 483,000   |
|                                  |  | Sungay Integrated School   | 2,023,000          | 346,000   | 2,369,000  |           |
|                                  |  | Tagoloan Night National High School  | 68,130,000         | 4,888,000 | 73,018,000 |           |
|                                  |  | Tagoloan Senior High School  |                    |           |            | 1,193,000 |
|                                  |  | Talacogon Integrated School  | 403,000            | 323,000   | 726,000    |           |
|                                  |  | Talisayan National High School (Misamis Oriental National Trade School)          | 22,410,000         | 1,499,000 | 23,909,000 | 1,031,000 |
|                                  |  | Tama Integrated School   | 1,214,000          | 266,000   | 1,480,000  |           |
|                                  |  | Tambobong-Balacanas National High School   | 4,692,000          | 570,000   | 5,262,000  | 150,000   |
|                                  |  | Taparak Integrated School  | 403,000            | 284,000   | 687,000    |           |
|                                  |  | Tawantawan Integrated School   | 810,000            | 351,000   | 1,161,000  |           |
|                                  |  | Tinagaan Integrated School   | 810,000            | 270,000   | 1,080,000  |           |
|                                  |  | Tingalan Integrated School   | 2,023,000          | 340,000   | 2,363,000  | 150,000   |
|                                  |  | Tubajon Integrated School  | 403,000            | 253,000   | 656,000    |           |
|                                  |  | Tuod Integrated School   | 1,619,000          | 415,000   | 2,034,000  |           |
|                                  |  | Villanueva National High School  | 31,905,000         | 2,490,000 | 34,395,000 |           |
|                                  |  | Villanueva Senior High School  |                    |           |            | 714,000   |
|                                  |  |  |                    |           |            |           |
|                                  |  | Division of Oroquieta City   | 64,235,000         | 5,212,000 | 69,447,000 | 1,262,000 |
|                                  |  | Division Office - Proper   | 1,110,000          |           | 1,110,000  |           |
|                                  |  | Bunga National High School   | 4,769,000          | 431,000   | 5,200,000  | 150,000   |
|                                  |  | Dullan Integrated School   | 2,444,000          | 348,000   | 2,792,000  |           |
|                                  |  | Misamis Occidental Science & Technology High School (Pines National High School) | 16,312,000         | 1,069,000 | 17,381,000 | 394,000   |
|                                  |  | Mobod Integrated School  | 9,224,000          | 691,000   | 9,915,000  | 150,000   |
|                                  |  | Oroquieta Agro-Industrial School (Oroquieta City National High School)           | 8,254,000          | 505,000   | 8,759,000  | 150,000   |

| REGION / SDO / SECONDARY SCHOOLS |  | JUNIOR HIGH SCHOOL |                  |                    | SENIOR HS        |
|----------------------------------|--|--------------------|------------------|--------------------|------------------|
|                                  |  | PS                 | MOOE             | TOTAL              | MOOE             |
|                                  | Oroquieta National High School - Clarin Settlement Campus                              |                    | 309,000          | 309,000            |                  |
|                                  | Rizal National High School   | 3,897,000          | 386,000          | 4,283,000          |                  |
|                                  | Sebucal Integrated School  | 2,036,000          | 323,000          | 2,359,000          |                  |
|                                  | Senote National High School  | 3,931,000          | 387,000          | 4,318,000          | 150,000          |
|                                  | Talairon National High School  | 12,258,000         | 763,000          | 13,021,000         | 268,000          |
|                                  | <b>Division of Ozamiz City</b>   | <b>94,993,000</b>  | <b>8,235,000</b> | <b>103,228,000</b> | <b>1,880,000</b> |
|                                  | Division Office - Proper   | 1,682,000          |                  | 1,682,000          |                  |
|                                  | Calabayan National High School   | 11,254,000         | 913,000          | 12,167,000         | 332,000          |
|                                  | Cogon Integrated School  | 3,278,000          | 394,000          | 3,672,000          |                  |
|                                  | Cruz Lanzado Saligan Integrated School   | 810,000            | 308,000          | 1,118,000          | 150,000          |
|                                  | Gala National High School  | 3,881,000          | 366,000          | 4,247,000          |                  |
|                                  | Jacinto Nemeno Integrated School   | 810,000            | 320,000          | 1,130,000          |                  |
|                                  | Kinuman Norte National High School   | 5,818,000          | 483,000          | 6,301,000          | 163,000          |
|                                  | Labinay National High School   | 10,799,000         | 750,000          | 11,549,000         | 150,000          |
|                                  | Malaubang Integrated School  | 6,717,000          | 600,000          | 7,317,000          |                  |
|                                  | Misamis Annex Integrated School  | 5,814,000          | 613,000          | 6,427,000          |                  |
|                                  | Pulot National High School   | 14,801,000         | 1,091,000        | 15,892,000         | 321,000          |
|                                  | San Antonio National High School   | 7,321,000          | 631,000          | 7,952,000          | 161,000          |
|                                  | Stimson Abordo National High School (Montol National High School)                      | 11,332,000         | 945,000          | 12,277,000         | 300,000          |
|                                  | Tabid National High School   | 10,676,000         | 821,000          | 11,497,000         | 303,000          |
|                                  | <b>Division of Tangub City</b>   | <b>84,486,000</b>  | <b>8,193,000</b> | <b>92,679,000</b>  | <b>2,399,000</b> |
|                                  | Division Office - Proper   | 1,463,000          |                  | 1,463,000          |                  |
|                                  | Banglay National High School   | 6,607,000          | 567,000          | 7,174,000          | 169,000          |
|                                  | Bintana Integrated School  | 403,000            | 254,000          | 657,000            |                  |
|                                  | Bongabong National High School   | 6,759,000          | 455,000          | 7,214,000          | 150,000          |
|                                  | Caniangan National High School   | 6,913,000          | 571,000          | 7,484,000          | 179,000          |
|                                  | Lorenzo Tan National High School   | 19,087,000         | 1,142,000        | 20,229,000         | 502,000          |
|                                  | Maloro Integrated School   | 810,000            | 432,000          | 1,242,000          |                  |
|                                  | Maquilao Integrated School   | 5,383,000          | 557,000          | 5,940,000          | 184,000          |
|                                  | Mayor Alfonso Tan High School  | 3,353,000          | 408,000          | 3,761,000          | 150,000          |
|                                  | Paiton Integrated School   |                    | 201,000          | 201,000            |                  |
|                                  | Pangabuan Integrated School  | 1,214,000          | 559,000          | 1,773,000          |                  |
|                                  | Polao Integrated School  |                    | 245,000          | 245,000            |                  |
|                                  | Silangit National High School  | 6,024,000          | 588,000          | 6,612,000          | 184,000          |
|                                  | Simasay National High School   | 2,844,000          | 508,000          | 3,352,000          | 150,000          |
|                                  | Sta. Maria National High School  | 8,979,000          | 652,000          | 9,631,000          | 296,000          |
|                                  | Sumirap National High School   | 14,647,000         | 1,054,000        | 15,701,000         | 435,000          |
|                                  | <b>Division of Valencia City</b>   | <b>55,122,000</b>  | <b>9,910,000</b> | <b>65,032,000</b>  | <b>2,682,000</b> |
|                                  | Division Office - Proper   | 1,550,000          |                  | 1,550,000          |                  |
|                                  | Banlag Integrated School   | 6,694,000          | 562,000          | 7,256,000          | 150,000          |
|                                  | Batangan Integrated School   |                    | 608,000          | 608,000            |                  |
|                                  | Cambangon Integrated School  |                    | 285,000          | 285,000            |                  |
|                                  | Catumbalon National High School (Valencia National High School - Catumbalon Annex)     |                    | 588,000          | 588,000            | 300,000          |
|                                  | Concepcion National High School (Valencia National High School - Concepcion Annex)     |                    | 735,000          | 735,000            | 234,000          |
|                                  | Dagatkidavao Integrated School   | 10,260,000         | 790,000          | 11,050,000         | 206,000          |
|                                  | Guinoyoran National High School (Valencia National High School - Guinoyoran Annex)     | 764,000            | 939,000          | 1,703,000          | 236,000          |
|                                  | Lilingayon National High School  | 6,587,000          | 762,000          | 7,349,000          | 209,000          |
|                                  | Lourdes Integrated School  | 2,956,000          | 475,000          | 3,431,000          | 150,000          |
|                                  | Lumbo Integrated School  |                    | 338,000          | 338,000            |                  |
|                                  | Lurugan National High School   | 20,445,000         | 1,246,000        | 21,691,000         | 442,000          |
|                                  | Mt. Nebo Integrated School   | 4,467,000          | 459,000          | 4,926,000          | 150,000          |
|                                  | San Isidro Integrated School   |                    | 433,000          | 433,000            |                  |
|                                  | Sugod Integrated School  |                    | 431,000          | 431,000            |                  |
|                                  | Tongantongan National High School (Valencia National High School - Tongantongan Annex) | 1,399,000          | 936,000          | 2,335,000          | 605,000          |
|                                  | Vintar Integrated School   |                    | 323,000          | 323,000            |                  |



| REGION / SDO / SECONDARY SCHOOLS |  |  | JUNIOR HIGH SCHOOL |             |               | SENIOR HS  |
|----------------------------------|--|--|--------------------|-------------|---------------|------------|
|                                  |  |  | PS                 | MOOE        | TOTAL         | MOOE       |
| Region XI - Davao                |  |  | 2,153,718,000      | 250,153,000 | 2,403,871,000 | 62,608,000 |
| Division of Davao de Oro         |  |  | 507,100,000        | 53,279,000  | 560,379,000   | 11,710,000 |
|                                  | Division Office - Proper   |  | 9,573,000          |             | 9,573,000     |            |
|                                  | Alimadmad Integrated School  |  | 810,000            | 428,000     | 1,238,000     |            |
|                                  | Anagasi Integrated School  |  | 810,000            |             | 810,000       |            |
|                                  | Andap National High School   |  | 7,212,000          | 646,000     | 7,858,000     | 153,000    |
|                                  | Anitapan National High School                                      |  | 9,533,000          | 666,000     | 10,199,000    | 150,000    |
|                                  | Araibo National High School  |  | 2,559,000          | 488,000     | 3,047,000     | 150,000    |
|                                  | Awao National High School  |  | 8,493,000          | 705,000     | 9,198,000     | 190,000    |
|                                  | Babag National High School   |  | 11,480,000         | 888,000     | 12,368,000    | 238,000    |
|                                  | Bagong Silang National High School                                 |  | 6,073,000          | 583,000     | 6,656,000     | 150,000    |
|                                  | Bahi National High School  |  |                    | 263,000     | 263,000       |            |
|                                  | Bango National High School   |  | 6,699,000          | 657,000     | 7,356,000     | 215,000    |
|                                  | Bantacan National High School                                      |  | 11,896,000         | 981,000     | 12,877,000    | 337,000    |
|                                  | Basak Integrated School  |  | 810,000            | 328,000     | 1,138,000     |            |
|                                  | Bayabas National High School                                       |  | 5,754,000          | 552,000     | 6,306,000     | 150,000    |
|                                  | Belmonte Integrated School   |  | 403,000            | 240,000     | 643,000       |            |
|                                  | Bongabong National High School                                     |  | 14,401,000         | 1,190,000   | 15,591,000    | 330,000    |
|                                  | Bongkilton Integrated School                                       |  | 403,000            | 205,000     | 608,000       |            |
|                                  | Boringot National High School                                      |  | 4,451,000          | 564,000     | 5,015,000     |            |
|                                  | Cabangkalan Integrated School                                      |  |                    | 202,000     | 202,000       |            |
|                                  | Cabidanan National High School                                     |  | 2,429,000          | 412,000     | 2,841,000     |            |
|                                  | Cagan National High School   |  | 2,429,000          | 371,000     | 2,800,000     |            |
|                                  | Camanlangan National High School                                   |  | 18,173,000         | 1,120,000   | 19,293,000    | 401,000    |
|                                  | Camansi National High School                                       |  | 4,451,000          | 557,000     | 5,008,000     | 160,000    |
|                                  | Canidkid Integrated School   |  | 810,000            | 323,000     | 1,133,000     |            |
|                                  | Casoon National High School  |  | 3,373,000          | 523,000     | 3,896,000     | 163,000    |
|                                  | Cogonon Integrated School  |  | 810,000            | 315,000     | 1,125,000     |            |
|                                  | Consuelo M. Valderrama National High School                        |  | 7,231,000          | 709,000     | 7,940,000     | 176,000    |
|                                  | Corazon C. Aquino National High School                             |  |                    | 470,000     | 470,000       | 150,000    |
|                                  | Coronobe Integrated School   |  |                    | 224,000     | 224,000       |            |
|                                  | Danggayon Integrated School  |  | 810,000            | 248,000     | 1,058,000     |            |
|                                  | Datu Davao National High School                                    |  |                    | 292,000     | 292,000       |            |
|                                  | Depot Ancestral Domain National High School                        |  | 2,429,000          | 320,000     | 2,749,000     | 150,000    |
|                                  | Diosdado Macapagal National High School                            |  | 4,451,000          | 453,000     | 4,904,000     | 150,000    |
|                                  | Don Vicente Romualdez National High School                         |  | 9,907,000          | 854,000     | 10,761,000    | 293,000    |
|                                  | Elizalde National High School                                      |  | 16,363,000         | 1,347,000   | 17,710,000    | 649,000    |
|                                  | Golden Valley National High School                                 |  | 6,077,000          | 585,000     | 6,662,000     | 150,000    |
|                                  | Gumayan Integrated School  |  | 403,000            | 249,000     | 652,000       |            |
|                                  | Kaligutan Integrated School  |  |                    | 216,000     | 216,000       |            |
|                                  | Kao National High School   |  | 6,451,000          | 679,000     | 7,130,000     | 179,000    |
|                                  | Kapatagan National High School                                     |  | 17,779,000         | 1,370,000   | 19,149,000    | 498,000    |
|                                  | Katipunan Integrated School  |  |                    | 231,000     | 231,000       |            |
|                                  | Kidawa National High School  |  | 6,288,000          | 619,000     | 6,907,000     | 177,000    |
|                                  | Kilagding National High School                                     |  |                    | 305,000     | 305,000       |            |
|                                  | Langgawisan National High School                                   |  | 5,409,000          | 495,000     | 5,904,000     | 150,000    |
|                                  | Lawaan National High School  |  | 4,046,000          | 483,000     | 4,529,000     |            |
|                                  | Libaylibay National High School                                    |  | 6,070,000          | 606,000     | 6,676,000     | 150,000    |
|                                  | Longanapan Integrated School                                       |  |                    | 205,000     | 205,000       |            |
|                                  | Mabuhay National High School                                       |  | 6,070,000          | 559,000     | 6,629,000     | 156,000    |
|                                  | Magangit Integrated School   |  | 810,000            | 306,000     | 1,116,000     |            |
|                                  | Magcagong National High School                                     |  |                    | 232,000     | 232,000       |            |
|                                  | Magnaga National High School                                       |  | 21,612,000         | 1,697,000   | 23,309,000    | 600,000    |
|                                  | Major Angel V. Fajardo National High School                        |  |                    | 271,000     | 271,000       |            |
|                                  | Mangayon National High School                                      |  | 10,484,000         | 906,000     | 11,390,000    | 199,000    |
|                                  | Manurigao Integrated School  |  | 810,000            | 302,000     | 1,112,000     |            |
|                                  | Maparat National High School                                       |  | 15,755,000         | 1,259,000   | 17,014,000    | 339,000    |
|                                  | Mapawa National High School  |  | 14,733,000         | 989,000     | 15,722,000    | 248,000    |
|                                  | Masara Integrated School   |  |                    | 329,000     | 329,000       |            |
|                                  | Mayaon National High School  |  | 6,655,000          | 526,000     | 7,181,000     |            |
|                                  | Melale National High School  |  | 13,879,000         | 1,015,000   | 14,894,000    | 170,000    |
|                                  | Montevista National High School - Annex (DNAS Campus)              |  |                    | 530,000     | 530,000       | 150,000    |
|                                  | Nabunturan National Comprehensive High School - Magsaysay HS Annex |  |                    | 432,000     | 432,000       |            |
|                                  | Napnapan National High School                                      |  | 7,029,000          | 711,000     | 7,740,000     | 255,000    |

| REGION / SDO / SECONDARY SCHOOLS |  |   | JUNIOR HIGH SCHOOL |            |             | SENIOR HS  |
|----------------------------------|--|---|--------------------|------------|-------------|------------|
|                                  |  |   | PS                 | MOOE       | TOTAL       | MOOE       |
|                                  |  | New Albay National High School                                | 10,596,000         | 893,000    | 11,489,000  | 160,000    |
|                                  |  | New Kapatagan National High School                            | 2,448,000          | 414,000    | 2,862,000   | 150,000    |
|                                  |  | New Leyte National High School                                | 9,533,000          | 732,000    | 10,265,000  | 255,000    |
|                                  |  | New Panay Integrated School                                   |                    | 203,000    | 203,000     |            |
|                                  |  | New Sibonga National High School                              | 8,498,000          | 736,000    | 9,234,000   | 156,000    |
|                                  |  | New Visayas National High School                              |                    | 210,000    | 210,000     |            |
|                                  |  | Nuevo Iloco National High School                              | 10,247,000         | 941,000    | 11,188,000  | 150,000    |
|                                  |  | Olaycon Integrated School                                     | 5,275,000          | 550,000    | 5,825,000   |            |
|                                  |  | Paloc National High School                                    | 6,898,000          | 640,000    | 7,538,000   | 150,000    |
|                                  |  | Pamintaran Integrated School                                  |                    | 219,000    | 219,000     |            |
|                                  |  | Panansalan Integrated School                                  | 2,435,000          | 368,000    | 2,803,000   |            |
|                                  |  | Pangi National High School                                    | 4,918,000          | 523,000    | 5,441,000   | 150,000    |
|                                  |  | Panibasan National High School                                | 6,070,000          | 622,000    | 6,692,000   | 150,000    |
|                                  |  | Parasanon Integrated School                                   |                    | 222,000    | 222,000     |            |
|                                  |  | Pasian National High School                                   | 10,975,000         | 798,000    | 11,773,000  | 220,000    |
|                                  |  | Pongpong Integrated School                                    | 403,000            | 284,000    | 687,000     |            |
|                                  |  | San Antonio National High School                              | 7,909,000          | 635,000    | 8,544,000   | 150,000    |
|                                  |  | San Isidro Integrated School, Monkayo                         |                    | 214,000    | 214,000     |            |
|                                  |  | San Isidro Integrated School, Nabunturan                      |                    | 221,000    | 221,000     |            |
|                                  |  | San Miguel National High School                               | 9,873,000          | 906,000    | 10,779,000  | 236,000    |
|                                  |  | San Vicente Integrated School                                 | 810,000            | 355,000    | 1,165,000   |            |
|                                  |  | Siocon National High School                                   | 7,431,000          | 722,000    | 8,153,000   | 181,000    |
|                                  |  | Tagugpo National High School                                  | 7,853,000          | 771,000    | 8,624,000   | 238,000    |
|                                  |  | Tambongon National High School                                | 20,488,000         | 1,570,000  | 22,058,000  | 506,000    |
|                                  |  | Tan-Awan Integrated School                                    |                    | 203,000    | 203,000     |            |
|                                  |  | Tandawan Integrated School                                    |                    | 309,000    | 309,000     |            |
|                                  |  | Teresa National High School                                   | 810,000            | 315,000    | 1,125,000   |            |
|                                  |  | Tigbao Integrated School                                      |                    | 218,000    | 218,000     |            |
|                                  |  | Tuboran National High School                                  | 7,328,000          | 653,000    | 7,981,000   | 156,000    |
|                                  |  | Tubo-tubo National High School                                | 8,514,000          | 861,000    | 9,375,000   | 186,000    |
|                                  |  | Tupaz National High School                                    | 8,557,000          | 725,000    | 9,282,000   | 229,000    |
|                                  |  | Ulip National High School                                     | 6,781,000          | 666,000    | 7,447,000   | 211,000    |
|                                  |  | Union National High School                                    | 17,064,000         | 925,000    | 17,989,000  | 150,000    |
|                                  |  | Union National High School - Mt. Diwata High School Annex     |                    | 424,000    | 424,000     | 150,000    |
|                                  |  |   |                    |            |             |            |
|                                  |  | Division of Davao City  | 289,889,000        | 49,635,000 | 339,524,000 | 10,953,000 |
|                                  |  | Division Office - Proper                                      | 7,295,000          |            | 7,295,000   |            |
|                                  |  | Acacia National High School                                   |                    | 495,000    | 495,000     |            |
|                                  |  | Alambre National Agricultural High School                     |                    | 323,000    | 323,000     |            |
|                                  |  | Ampon National High School                                    | 403,000            | 405,000    | 808,000     |            |
|                                  |  | Balah Licosan National High School                            | 403,000            | 273,000    | 676,000     |            |
|                                  |  | Balderas Integrated School                                    |                    | 249,000    | 249,000     |            |
|                                  |  | Bantol National High School                                   | 1,214,000          | 313,000    | 1,527,000   |            |
|                                  |  | Baracayo Integrated School                                    |                    | 391,000    | 391,000     |            |
|                                  |  | Bartolome Integrated School                                   | 1,214,000          | 317,000    | 1,531,000   |            |
|                                  |  | Bayabas Integrated School                                     | 810,000            | 362,000    | 1,172,000   |            |
|                                  |  | Bayanihan Integrated School                                   |                    | 369,000    | 369,000     |            |
|                                  |  | Bernardino B. Bosque, Sr. National High School                | 23,726,000         | 1,575,000  | 25,301,000  | 339,000    |
|                                  |  | Betan Integrated School                                       |                    | 200,000    | 200,000     |            |
|                                  |  | Biao National High School - Talandang High School Annex       |                    | 477,000    | 477,000     | 150,000    |
|                                  |  | Binugao National High School - Baracatan National High School | 422,000            | 563,000    | 985,000     | 150,000    |
|                                  |  | Buatan National High School                                   | 810,000            | 277,000    | 1,087,000   |            |
|                                  |  | Buda National High School                                     | 7,599,000          | 720,000    | 8,319,000   | 241,000    |
|                                  |  | Buhisan National High School                                  |                    | 752,000    | 752,000     |            |
|                                  |  | Butay National High School                                    |                    | 219,000    | 219,000     |            |
|                                  |  | Cabonbon National High School                                 | 403,000            | 282,000    | 685,000     |            |
|                                  |  | Camansi National High School                                  | 5,248,000          | 545,000    | 5,793,000   | 150,000    |
|                                  |  | Carmen Integrated School                                      | 403,000            | 246,000    | 649,000     |            |
|                                  |  | Catigan National High School                                  | 2,429,000          | 381,000    | 2,810,000   | 150,000    |
|                                  |  | Communal National High School                                 | 409,000            | 777,000    | 1,186,000   | 158,000    |
|                                  |  | Dalagdag National High School                                 | 403,000            | 314,000    | 717,000     | 150,000    |
|                                  |  | Datu Duyan National High School                               | 403,000            | 353,000    | 756,000     |            |
|                                  |  | Datu Lompipi National High School                             |                    | 259,000    | 259,000     |            |
|                                  |  | Davao City Special School                                     | 12,747,000         | 1,001,000  | 13,748,000  | 150,000    |
|                                  |  | Dominga National High School                                  | 403,000            | 255,000    | 658,000     |            |
|                                  |  | Dumoy National High School                                    |                    | 481,000    | 481,000     | 150,000    |
|                                  |  | E. Ramos National High School                                 | 7,908,000          | 934,000    | 8,842,000   | 153,000    |



| REGION / SDO / SECONDARY SCHOOLS |  |   | JUNIOR HIGH SCHOOL |           |            | SENIOR HS |
|----------------------------------|--|---|--------------------|-----------|------------|-----------|
|                                  |  |   | PS                 | MOOE      | TOTAL      | MOOE      |
|                                  |  | Elias B. Lopez Memorial National High School                            | 6,622,000          | 553,000   | 7,175,000  | 204,000   |
|                                  |  | Elias P. Dacudao Gumalang School of Home Industries                     | 5,592,000          | 601,000   | 6,193,000  | 150,000   |
|                                  |  | Erico T. Nograles National High School-B                                | 6,517,000          | 748,000   | 7,265,000  |           |
|                                  |  | Gasco & Centina Integrated School                                       | 403,000            | 363,000   | 766,000    |           |
|                                  |  | GSIS Heights National High School                                       |                    | 429,000   | 429,000    |           |
|                                  |  | Gumitan National High School  |                    | 229,000   | 229,000    |           |
|                                  |  | Inayangan High School   | 6,604,000          | 636,000   | 7,240,000  | 150,000   |
|                                  |  | Jose T. Quiboloy, Sr. National High School                              |                    | 470,000   | 470,000    | 239,000   |
|                                  |  | Kanacan National High School  |                    | 239,000   | 239,000    |           |
|                                  |  | Labo National High School   |                    | 299,000   | 299,000    |           |
|                                  |  | Lacson Integrated School  |                    | 413,000   | 413,000    |           |
|                                  |  | Laho Integrated School  | 403,000            | 226,000   | 629,000    |           |
|                                  |  | Lamanan National High School  | 7,080,000          | 695,000   | 7,775,000  | 216,000   |
|                                  |  | Lamanan National High School - Saloy National High School               | 4,573,000          | 411,000   | 4,984,000  | 150,000   |
|                                  |  | Langub National High School   |                    | 346,000   | 346,000    | 150,000   |
|                                  |  | Lorenzo Latawan National High School                                    |                    | 526,000   | 526,000    |           |
|                                  |  | Lower Tamugan National High School - Suawan High School Annex           |                    | 709,000   | 709,000    | 188,000   |
|                                  |  | Lumatag National High School  | 810,000            | 309,000   | 1,119,000  |           |
|                                  |  | Lumiad National High School   | 403,000            | 237,000   | 640,000    |           |
|                                  |  | M. Guloman Integrated School  |                    | 251,000   | 251,000    |           |
|                                  |  | Ma. Cristina P. Belcar Agricultural High School                         | 11,674,000         | 778,000   | 12,452,000 | 174,000   |
|                                  |  | Mabuhay National High School  |                    | 244,000   | 244,000    |           |
|                                  |  | Magsaysay National High School  | 1,214,000          | 340,000   | 1,554,000  |           |
|                                  |  | Magtuod National High School  | 6,473,000          | 574,000   | 7,047,000  | 158,000   |
|                                  |  | Mahayag National High School  | 16,361,000         | 1,335,000 | 17,696,000 | 475,000   |
|                                  |  | Malabog National High School - Sumimao National High School             | 1,219,000          | 372,000   | 1,591,000  | 150,000   |
|                                  |  | Malamboon Integrated School   | 403,000            | 256,000   | 659,000    |           |
|                                  |  | Malikongkong National High School                                       |                    | 295,000   | 295,000    |           |
|                                  |  | Mangani National High School  |                    | 189,000   | 189,000    |           |
|                                  |  | Mangmang and Canoy Integrated School                                    | 403,000            | 246,000   | 649,000    |           |
|                                  |  | Mapula National High School   |                    | 315,000   | 315,000    |           |
|                                  |  | Marilog High School of Agriculture                                      | 5,980,000          | 552,000   | 6,532,000  | 150,000   |
|                                  |  | Marilog National High School - Malamba High School Annex                | 4,185,000          | 525,000   | 4,710,000  | 150,000   |
|                                  |  | Marilog National High School - Marahan National High School             | 7,480,000          | 618,000   | 8,098,000  | 158,000   |
|                                  |  | Matina Biao National High School  | 810,000            | 329,000   | 1,139,000  | 150,000   |
|                                  |  | Matina Pangl National High School                                       | 403,000            | 435,000   | 838,000    |           |
|                                  |  | Mt. Apo National High School  |                    | 321,000   | 321,000    |           |
|                                  |  | Namnam National High School   |                    | 290,000   | 290,000    |           |
|                                  |  | New Valencia Integrated School  |                    | 308,000   | 308,000    |           |
|                                  |  | Optaciano Hilay National High School                                    | 8,040,000          | 622,000   | 8,662,000  | 150,000   |
|                                  |  | Optaciano Hilay National High School - Mulig National High School Annex | 5,640,000          | 583,000   | 6,223,000  | 181,000   |
|                                  |  | Pablo M. Piatos Sr. Integrated School                                   | 403,000            | 328,000   | 731,000    |           |
|                                  |  | Pamantawan Integrated School  |                    | 268,000   | 268,000    |           |
|                                  |  | Pangyan National High School  | 403,000            | 269,000   | 672,000    |           |
|                                  |  | Panulawan Integrated School   | 403,000            | 279,000   | 682,000    |           |
|                                  |  | Paquibato National High School  | 12,717,000         | 822,000   | 13,539,000 | 232,000   |
|                                  |  | Paquibato National High School - Panaga National High School            | 6,265,000          | 623,000   | 6,888,000  | 150,000   |
|                                  |  | Paradise Embac National High School                                     | 7,820,000          | 663,000   | 8,483,000  | 150,000   |
|                                  |  | Patag National High School  |                    | 267,000   | 267,000    |           |
|                                  |  | Pilar P. Rodriguez Integrated School                                    |                    | 454,000   | 454,000    |           |
|                                  |  | Ruferto F. Capulong National High School                                | 403,000            | 277,000   | 680,000    |           |
|                                  |  | Salaysay National High School   |                    | 431,000   | 431,000    | 150,000   |
|                                  |  | San Isidro Integrated School  |                    | 314,000   | 314,000    |           |
|                                  |  | San Miguel Integrated School  | 1,214,000          | 622,000   | 1,836,000  |           |
|                                  |  | San Pablo Integrated School   |                    | 200,000   | 200,000    |           |
|                                  |  | Soledad R. Duterte National High School                                 |                    | 449,000   | 449,000    |           |
|                                  |  | Sta. Maria Integrated School  | 403,000            | 231,000   | 634,000    |           |
|                                  |  | Sto. Niño National High School  | 14,186,000         | 1,399,000 | 15,585,000 | 389,000   |
|                                  |  | Sumilop National High School  |                    | 247,000   | 247,000    |           |
|                                  |  | Tacunan National High School  | 9,661,000          | 925,000   | 10,586,000 | 349,000   |
|                                  |  | Taga-ibo National High School   |                    | 229,000   | 229,000    |           |
|                                  |  | Tagakpan National High School - Guianga National High School            | 9,075,000          | 686,000   | 9,761,000  | 236,000   |
|                                  |  | Tambobong National High School  | 1,226,000          | 583,000   | 1,809,000  | 150,000   |
|                                  |  | Tapak National High School  | 403,000            | 300,000   | 703,000    |           |
|                                  |  | Telesforo S. Singson National High School                               | 6,736,000          | 647,000   | 7,383,000  | 241,000   |
|                                  |  | Tibuloy National High School  |                    | 302,000   | 302,000    |           |

| REGION / SDO / SECONDARY SCHOOLS |   | JUNIOR HIGH SCHOOL |            |             | SENIOR HS |
|----------------------------------|---|--------------------|------------|-------------|-----------|
|                                  |   | PS                 | MOOE       | TOTAL       | MOOE      |
|                                  | Tugbok National High School   | 9,350,000          | 1,226,000  | 10,576,000  | 342,000   |
|                                  | Tungkalan National High School  | 4,056,000          | 505,000    | 4,561,000   | 150,000   |
|                                  | Ula National High School  | 1,214,000          | 415,000    | 1,629,000   |           |
|                                  | Upian National High School  |                    | 252,000    | 252,000     |           |
|                                  | V. Bontilao Sr. Integrated School                                     | 403,000            | 270,000    | 673,000     |           |
|                                  | Vicenta C. Nograles National High School                              | 6,070,000          | 1,145,000  | 7,215,000   | 335,000   |
|                                  | Victor Bernal Integrated School                                       |                    | 318,000    | 318,000     |           |
|                                  | Waan National High School   | 5,322,000          | 473,000    | 5,795,000   | 150,000   |
|                                  | Wangan National High School   | 8,212,000          | 891,000    | 9,103,000   | 150,000   |
|                                  | SHS within CP Garcia ES (formerly in Sta. Ana ES)                     |                    |            |             | 2,495,000 |
|                                  | Division of Davao del Norte   | 288,786,000        | 32,033,000 | 320,819,000 | 8,406,000 |
|                                  | Division Office - Proper  | 5,907,000          |            | 5,907,000   |           |
|                                  | Alejal National High School   | 16,452,000         | 1,083,000  | 17,535,000  | 234,000   |
|                                  | Alia National High School   |                    | 336,000    | 336,000     |           |
|                                  | Anibongan National High School  | 9,381,000          | 884,000    | 10,265,000  | 349,000   |
|                                  | Balagunan National High School  | 10,973,000         | 861,000    | 11,834,000  | 289,000   |
|                                  | Benigno Q. Martir National High School                                | 2,860,000          | 468,000    | 3,328,000   | 150,000   |
|                                  | Butay Integrated School   | 1,226,000          | 384,000    | 1,610,000   |           |
|                                  | Cabadiangan Integrated School   |                    | 317,000    | 317,000     |           |
|                                  | Central Baugan Integrated School                                      |                    | 215,000    | 215,000     |           |
|                                  | Dagohoy National High School  | 4,498,000          | 392,000    | 4,890,000   | 150,000   |
|                                  | Datu Balong National High School                                      | 11,017,000         | 827,000    | 11,844,000  | 255,000   |
|                                  | Datu Jose A. Libayao Memorial National High School                    | 8,476,000          | 670,000    | 9,146,000   | 238,000   |
|                                  | Davao del Norte Regional Sports Academy                               |                    | 246,000    | 246,000     | 150,000   |
|                                  | Doña Carmen Soriano National High School                              | 11,593,000         | 935,000    | 12,528,000  | 316,000   |
|                                  | Dugayan National High School  | 4,494,000          | 423,000    | 4,917,000   | 150,000   |
|                                  | Dulyan Integrated School  |                    | 203,000    | 203,000     |           |
|                                  | Gupitan Integrated School   | 3,267,000          | 392,000    | 3,659,000   | 150,000   |
|                                  | Igangon Integrated School   | 2,856,000          | 401,000    | 3,257,000   | 150,000   |
|                                  | Kamansi Integrated School   |                    | 256,000    | 256,000     |           |
|                                  | Kapalong National High School - Capungagan National High School Annex |                    | 771,000    | 771,000     | 268,000   |
|                                  | Kapatagan Integrated School   | 2,531,000          | 396,000    | 2,927,000   | 150,000   |
|                                  | Kinamayan Integrated School   | 6,511,000          | 822,000    | 7,333,000   | 211,000   |
|                                  | La Libertad National High School                                      | 10,584,000         | 893,000    | 11,477,000  | 294,000   |
|                                  | La Paz National High School   | 7,997,000          | 751,000    | 8,748,000   | 184,000   |
|                                  | Langan Integrated School  |                    | 249,000    | 249,000     |           |
|                                  | Limbaan National High School  | 14,717,000         | 1,113,000  | 15,830,000  | 371,000   |
|                                  | Linao National High School  | 8,744,000          | 765,000    | 9,509,000   | 259,000   |
|                                  | Lumabag Integrated School   | 1,626,000          | 297,000    | 1,923,000   |           |
|                                  | Luna National High School   | 11,668,000         | 838,000    | 12,506,000  | 154,000   |
|                                  | Mabantao National High School   | 7,913,000          | 659,000    | 8,572,000   | 179,000   |
|                                  | Mabuhay National High School  | 6,043,000          | 561,000    | 6,604,000   | 177,000   |
|                                  | Macgum Integrated School  | 1,223,000          | 388,000    | 1,611,000   | 150,000   |
|                                  | Magatos Integrated School   |                    | 476,000    | 476,000     |           |
|                                  | Maguintalunan Integrated School                                       |                    | 207,000    | 207,000     |           |
|                                  | Magwawa Integrated School   | 816,000            | 433,000    | 1,249,000   | 150,000   |
|                                  | Mambago Integrated School   |                    | 225,000    | 225,000     |           |
|                                  | Manguangan Integrated School  | 403,000            | 269,000    | 672,000     |           |
|                                  | Mangkay Integrated School   |                    | 227,000    | 227,000     |           |
|                                  | Marsman National High School  | 6,325,000          | 537,000    | 6,862,000   | 150,000   |
|                                  | Mesaoy National High School   | 9,832,000          | 840,000    | 10,672,000  | 236,000   |
|                                  | Mesolong Integrated School  | 4,103,000          | 493,000    | 4,596,000   |           |
|                                  | Naseco Integrated School  | 1,626,000          | 292,000    | 1,918,000   |           |
|                                  | Nasilaban Integrated School   | 2,039,000          | 293,000    | 2,332,000   |           |
|                                  | Natulinan National High School  |                    | 276,000    | 276,000     |           |
|                                  | New Casay Integrated School   |                    | 242,000    | 242,000     |           |
|                                  | Paiton Integrated School  | 2,444,000          | 288,000    | 2,732,000   |           |
|                                  | Palma Gil Integrated School   |                    | 244,000    | 244,000     |           |
|                                  | Pinamuno National High School   | 2,848,000          | 411,000    | 3,259,000   | 150,000   |
|                                  | Ramon S. Segundo Sr. National High School                             |                    | 355,000    | 355,000     | 150,000   |
|                                  | Rizal Integrated School   | 816,000            | 304,000    | 1,120,000   |           |
|                                  | Salvacion National High School  | 14,753,000         | 1,082,000  | 15,835,000  | 403,000   |
|                                  | Sampao Integrated School  | 4,491,000          | 549,000    | 5,040,000   | 150,000   |
|                                  | Semong National High School   | 6,829,000          | 604,000    | 7,433,000   | 150,000   |
|                                  | Sonlon National High School   | 12,563,000         | 984,000    | 13,547,000  | 376,000   |
|                                  | Sta. Fe National High School  | 4,550,000          | 461,000    | 5,011,000   | 150,000   |

| REGION / SDO / SECONDARY SCHOOLS |  |   | JUNIOR HIGH SCHOOL |            |             | SENIOR HS |
|----------------------------------|--|---|--------------------|------------|-------------|-----------|
|                                  |  |   | PS                 | MOOE       | TOTAL       | MOOE      |
|                                  |  | Sua-on National High School   | 8,107,000          | 605,000    | 8,712,000   | 150,000   |
|                                  |  | Tanglaw National High School  | 8,653,000          | 857,000    | 9,510,000   | 546,000   |
|                                  |  | Tibucag Integrated School   | 1,226,000          | 312,000    | 1,538,000   |           |
|                                  |  | Tubod National High School  | 15,793,000         | 1,276,000  | 17,069,000  | 380,000   |
|                                  |  | Tulalian National High School   | 8,012,000          | 847,000    | 8,859,000   | 287,000   |
|                                  |  | Upper Tagasan Integrated School                                       |                    | 248,000    | 248,000     |           |
|                                  |  |   |                    |            |             |           |
|                                  |  | Division of Davao del Sur   | 195,370,000        | 18,348,000 | 213,718,000 | 3,205,000 |
|                                  |  | Division Office - Proper  | 3,551,000          |            | 3,551,000   |           |
|                                  |  | Bangkal National High School  | 12,767,000         | 957,000    | 13,724,000  | 284,000   |
|                                  |  | Bato National High School   | 9,988,000          | 974,000    | 10,962,000  | 195,000   |
|                                  |  | Bolton National High School   |                    | 356,000    | 356,000     |           |
|                                  |  | Felipe - Inocencia Deluao National High School                        | 4,735,000          | 510,000    | 5,245,000   | 150,000   |
|                                  |  | Hagonoy National High School - Sacub High School Annex                | 7,837,000          | 813,000    | 8,650,000   | 284,000   |
|                                  |  | Kasuga National High School   | 2,902,000          | 460,000    | 3,362,000   |           |
|                                  |  | Kimlawis National High School   | 2,844,000          | 401,000    | 3,245,000   |           |
|                                  |  | Lapulabao National High School  | 2,853,000          | 529,000    | 3,382,000   |           |
|                                  |  | Libertad National High School   | 4,129,000          | 472,000    | 4,601,000   |           |
|                                  |  | Lower Bala National High School                                       | 10,796,000         | 1,025,000  | 11,821,000  | 385,000   |
|                                  |  | Mabuhay National High School  | 6,965,000          | 584,000    | 7,549,000   | 150,000   |
|                                  |  | Malinao National High School of Arts and Trade                        | 4,687,000          | 531,000    | 5,218,000   |           |
|                                  |  | Manuel Francisco C. Ramos, Sr. National High School                   | 11,292,000         | 818,000    | 12,110,000  |           |
|                                  |  | Maria Clea R. Delos Cientos National High School                      | 6,123,000          | 603,000    | 6,726,000   |           |
|                                  |  | Molopolo National High School   | 20,391,000         | 1,437,000  | 21,828,000  | 438,000   |
|                                  |  | New Clarin National High School                                       | 6,672,000          | 729,000    | 7,401,000   |           |
|                                  |  | New Katipunan National High School                                    | 4,933,000          | 501,000    | 5,434,000   |           |
|                                  |  | Pedro A. Arches National High School (Managa National High School)    | 16,332,000         | 1,254,000  | 17,586,000  | 280,000   |
|                                  |  | Perfecto O. Sagarino, Sr. National High School                        | 3,267,000          | 405,000    | 3,672,000   |           |
|                                  |  | Salud Cagas Technical & Vocational High School                        | 5,489,000          | 730,000    | 6,219,000   | 229,000   |
|                                  |  | San Isidro National High School                                       | 5,285,000          | 501,000    | 5,786,000   |           |
|                                  |  | Sibulan National High School  | 6,659,000          | 572,000    | 7,231,000   | 186,000   |
|                                  |  | Sinawilan National High School  | 15,093,000         | 1,181,000  | 16,274,000  | 160,000   |
|                                  |  | Tacul Agricultural High School (Tacul National High School)           | 14,187,000         | 1,104,000  | 15,291,000  | 314,000   |
|                                  |  | Tudaya National High School   | 3,961,000          | 481,000    | 4,442,000   | 150,000   |
|                                  |  | Zosimo S. Magdadaro National High School                              | 1,632,000          | 420,000    | 2,052,000   |           |
|                                  |  |   |                    |            |             |           |
|                                  |  | Division of Davao Occidental  | 201,032,000        | 23,990,000 | 225,022,000 | 4,765,000 |
|                                  |  | Division Office - Proper  | 3,711,000          |            | 3,711,000   |           |
|                                  |  | Aldo Pagagao Integrated School  | 1,214,000          | 519,000    | 1,733,000   |           |
|                                  |  | Antonio T. Doromal National High School                               | 1,619,000          | 354,000    | 1,973,000   |           |
|                                  |  | Balangonan National High School                                       | 7,984,000          | 684,000    | 8,668,000   | 200,000   |
|                                  |  | Benjamin Velasco Bautista Sr. National High School                    | 7,268,000          | 836,000    | 8,104,000   | 319,000   |
|                                  |  | B'laan National High School   | 10,999,000         | 934,000    | 11,933,000  | 241,000   |
|                                  |  | Bolila National High School   | 2,027,000          | 357,000    | 2,384,000   | 153,000   |
|                                  |  | Bolo Bolo Integrated School   | 810,000            | 427,000    | 1,237,000   |           |
|                                  |  | Buca Integrated School  |                    | 191,000    | 191,000     |           |
|                                  |  | Buhangin National High School   | 810,000            | 274,000    | 1,084,000   |           |
|                                  |  | Bukid Integrated School   | 403,000            | 283,000    | 686,000     |           |
|                                  |  | Calian National High School   | 2,435,000          | 485,000    | 2,920,000   |           |
|                                  |  | Clotildo Reyes Barrios Sr. National High School                       | 2,027,000          | 484,000    | 2,511,000   |           |
|                                  |  | Corona A. Cabanilla National High School                              | 1,214,000          | 310,000    | 1,524,000   |           |
|                                  |  | Cristina Calnantoc Rosario National High School                       |                    | 332,000    | 332,000     |           |
|                                  |  | David Lachica Sr. National High School                                |                    | 274,000    | 274,000     |           |
|                                  |  | Demolok Valley National High School                                   | 14,231,000         | 1,160,000  | 15,391,000  | 358,000   |
|                                  |  | Don Marcelino National High School                                    | 18,261,000         | 1,247,000  | 19,508,000  | 529,000   |
|                                  |  | Emeliano S. Fontanares Sr. National High School                       | 2,831,000          | 452,000    | 3,283,000   | 150,000   |
|                                  |  | Ernesto Balindan Sumbo National High School                           | 2,027,000          | 400,000    | 2,427,000   |           |
|                                  |  | Ernesto Lopez National High School                                    | 816,000            | 374,000    | 1,190,000   |           |
|                                  |  | Fishing Village Comprehensive National High School                    | 21,050,000         | 1,087,000  | 22,137,000  | 293,000   |
|                                  |  | Gaspar Danwata National High School                                   | 1,214,000          | 416,000    | 1,630,000   |           |
|                                  |  | Harden Joyce Integrated School  | 1,619,000          | 431,000    | 2,050,000   |           |
|                                  |  | John Martin Johnson National High School                              | 13,779,000         | 924,000    | 14,703,000  | 224,000   |
|                                  |  | Jose de Arce Memorial High School (Sangkokdatal National High School) | 5,089,000          | 476,000    | 5,565,000   | 150,000   |
|                                  |  | Kidaman Integrated School   | 810,000            | 279,000    | 1,089,000   |           |
|                                  |  | Kinangan Integrated School  | 810,000            | 318,000    | 1,128,000   |           |
|                                  |  | L. Payan Integrated School  |                    | 211,000    | 211,000     |           |

| REGION / SDO / SECONDARY SCHOOLS |  | JUNIOR HIGH SCHOOL |            |             | SENIOR HS |
|----------------------------------|--|--------------------|------------|-------------|-----------|
|                                  |  | PS                 | MOOE       | TOTAL       | MOOE      |
|                                  | Lacaron National High School   | 1,223,000          | 359,000    | 1,582,000   | 150,000   |
|                                  | Lawa National High School  | 15,520,000         | 1,280,000  | 16,800,000  | 656,000   |
|                                  | Luisa Joyce Mallari National High School                                   | 6,902,000          | 627,000    | 7,529,000   | 150,000   |
|                                  | Mahayahay National High School   |                    | 281,000    | 281,000     |           |
|                                  | Mangile National High School   | 2,429,000          | 519,000    | 2,948,000   |           |
|                                  | Mariano Anoy Sangay Integrated School                                      |                    | 351,000    | 351,000     |           |
|                                  | Martino Masiwel National High School                                       |                    | 292,000    | 292,000     |           |
|                                  | Patuko Integrated School   | 810,000            | 327,000    | 1,137,000   |           |
|                                  | Pedro Mariscal National High School  | 4,122,000          | 641,000    | 4,763,000   | 150,000   |
|                                  | Sta. Maria National High School  | 9,676,000          | 887,000    | 10,563,000  | 208,000   |
|                                  | Sumaya Senon Integrated School   |                    | 202,000    | 202,000     |           |
|                                  | Tabayon National High School   | 2,023,000          | 481,000    | 2,504,000   |           |
|                                  | Tamaing Tribal National High School  | 1,214,000          | 343,000    | 1,557,000   |           |
|                                  | TFS of Tambelang Integrated School   | 810,000            | 262,000    | 1,072,000   |           |
|                                  | Ticulon National High School   | 12,413,000         | 802,000    | 13,215,000  | 321,000   |
|                                  | Tingolo Integrated School  | 403,000            | 239,000    | 642,000     |           |
|                                  | Tomas Lim Alcordo, Sr. National High School                                | 4,953,000          | 574,000    | 5,527,000   | 165,000   |
|                                  | Tubalan Comprehensive National High School                                 | 13,476,000         | 1,004,000  | 14,480,000  | 348,000   |
|                                  |  |                    |            |             |           |
|                                  | Division of Davao Oriental   | 350,662,000        | 35,488,000 | 386,150,000 | 9,230,000 |
|                                  | Division Office - Proper   | 6,539,000          |            | 6,539,000   |           |
|                                  | Alegria Integrated School  | 403,000            | 285,000    | 688,000     |           |
|                                  | Aliwagwag Integrated School  | 403,000            | 231,000    | 634,000     |           |
|                                  | Bagumbayan Agro-Industrial High School                                     | 6,902,000          | 666,000    | 7,568,000   | 188,000   |
|                                  | Bantay Integrated School   | 403,000            | 235,000    | 638,000     |           |
|                                  | Baugo Integrated School  |                    | 189,000    | 189,000     |           |
|                                  | Binaton Integrated School  | 403,000            | 262,000    | 665,000     |           |
|                                  | Binondo Integrated School  | 2,023,000          | 362,000    | 2,385,000   |           |
|                                  | Bitaoagan National High School   | 8,348,000          | 738,000    | 9,086,000   | 150,000   |
|                                  | Boston National High School  | 22,406,000         | 1,390,000  | 23,796,000  | 577,000   |
|                                  | Butay Integrated School  | 810,000            | 307,000    | 1,117,000   | 150,000   |
|                                  | Caatijan National High School  | 3,239,000          | 455,000    | 3,694,000   |           |
|                                  | Calapagan National High School   | 6,625,000          | 606,000    | 7,231,000   | 156,000   |
|                                  | Coog Integrated School   | 1,214,000          | 365,000    | 1,579,000   |           |
|                                  | Corporacion National High School   | 403,000            | 265,000    | 668,000     |           |
|                                  | Crispin E. Rojas National High School                                      | 17,545,000         | 1,409,000  | 18,954,000  | 530,000   |
|                                  | Del Pilar National High School   | 4,906,000          | 516,000    | 5,422,000   | 158,000   |
|                                  | Don Mariano Marcos National High School                                    | 5,845,000          | 483,000    | 6,328,000   | 150,000   |
|                                  | Evaristo Moralizon National Vocational High School                         | 23,269,000         | 1,526,000  | 24,795,000  | 807,000   |
|                                  | Jose Antop Sr. San Isidro Integrated School                                | 2,023,000          | 406,000    | 2,429,000   | 150,000   |
|                                  | Jose Bitac Integrated School   |                    | 208,000    | 208,000     |           |
|                                  | Kinablangan National High School   | 13,356,000         | 1,173,000  | 14,529,000  | 436,000   |
|                                  | Lamiawan Integrated School   |                    | 189,000    | 189,000     |           |
|                                  | Lavigan National High School   | 6,591,000          | 623,000    | 7,214,000   | 160,000   |
|                                  | Leandro G. Japos National High School                                      | 6,229,000          | 691,000    | 6,920,000   | 150,000   |
|                                  | Limot Integrated School  |                    | 189,000    | 189,000     |           |
|                                  | Lucatan Integrated School  | 403,000            | 244,000    | 647,000     |           |
|                                  | Mabasa Integrated School   |                    | 191,000    | 191,000     |           |
|                                  | Macangao Agricultural Vocational High School                               | 9,317,000          | 611,000    | 9,928,000   | 150,000   |
|                                  | Magdug National High School  | 403,000            | 273,000    | 676,000     |           |
|                                  | Magsayap Integrated School   |                    | 189,000    | 189,000     |           |
|                                  | Manay National High School   | 20,607,000         | 1,539,000  | 22,146,000  | 568,000   |
|                                  | Manuel L. Nasser, Sr. National High School (La Union National High School) | 9,091,000          | 743,000    | 9,834,000   | 150,000   |
|                                  | Maragatas Integrated School  |                    | 208,000    | 208,000     |           |
|                                  | Marayag National High School   | 7,129,000          | 642,000    | 7,771,000   | 150,000   |
|                                  | Maylaya Integrated School  | 1,619,000          | 328,000    | 1,947,000   | 150,000   |
|                                  | Mc Arthur S. Madani Integrated School                                      | 403,000            | 217,000    | 620,000     |           |
|                                  | Modesto T. Veroy, Sr. Integrated School                                    | 403,000            | 219,000    | 622,000     |           |
|                                  | Nangan National High School  | 15,892,000         | 1,319,000  | 17,211,000  | 374,000   |
|                                  | Old Macopa National High School  | 4,556,000          | 474,000    | 5,030,000   | 150,000   |
|                                  | Oregon Integrated School   | 810,000            | 251,000    | 1,061,000   |           |
|                                  | Our Lady of Guadalupe National High School                                 | 8,442,000          | 758,000    | 9,200,000   | 215,000   |
|                                  | Paglusngan Integrated School   | 403,000            | 214,000    | 617,000     |           |
|                                  | Paniquian National High School   | 6,874,000          | 600,000    | 7,474,000   | 150,000   |
|                                  | Pantuyan National High School  | 7,901,000          | 672,000    | 8,573,000   | 243,000   |
|                                  | Paulina Gambong Abayon National High School                                | 4,046,000          | 658,000    | 4,704,000   | 150,000   |
|                                  | Potenciano A. Mabanding Integrated School                                  |                    | 193,000    | 193,000     |           |

| REGION / SDO / SECONDARY SCHOOLS |  |   | JUNIOR HIGH SCHOOL |            |             | SENIOR HS |
|----------------------------------|--|---|--------------------|------------|-------------|-----------|
|                                  |  |   | PS                 | MOOE       | TOTAL       | MOOE      |
|                                  |  | Pundaguitan National High School                            | 7,002,000          | 634,000    | 7,636,000   | 184,000   |
|                                  |  | Puntalinao National High School                             | 7,516,000          | 649,000    | 8,165,000   | 188,000   |
|                                  |  | San Antonio National High School                            | 7,408,000          | 679,000    | 8,087,000   | 150,000   |
|                                  |  | San Isidro Integrated School                                | 810,000            | 281,000    | 1,091,000   |           |
|                                  |  | San Lorenzo Integrated School                               | 403,000            | 225,000    | 628,000     |           |
|                                  |  | San Luis National High School                               | 14,736,000         | 978,000    | 15,714,000  | 440,000   |
|                                  |  | San Miguel Integrated School                                |                    | 196,000    | 196,000     |           |
|                                  |  | San Pedro Integrated School                                 |                    | 190,000    | 190,000     |           |
|                                  |  | San Rafael Integrated School                                |                    | 216,000    | 216,000     |           |
|                                  |  | Sangab National High School                                 | 8,280,000          | 745,000    | 9,025,000   | 181,000   |
|                                  |  | Santiago National High School                               | 6,230,000          | 550,000    | 6,780,000   | 172,000   |
|                                  |  | Sigaboy Agricultural Vocational High School                 | 15,736,000         | 1,324,000  | 17,060,000  | 655,000   |
|                                  |  | Spur 2 Integrated School                                    | 403,000            | 219,000    | 622,000     |           |
|                                  |  | Tagboa Agri-Vocational High School                          | 2,032,000          | 410,000    | 2,442,000   | 150,000   |
|                                  |  | Tagugpo National High School                                | 7,032,000          | 615,000    | 7,647,000   | 150,000   |
|                                  |  | Talisay National High School                                | 810,000            | 265,000    | 1,075,000   |           |
|                                  |  | Taocanga Integrated School                                  | 1,619,000          | 377,000    | 1,996,000   |           |
|                                  |  | Tarragona National High School                              | 26,796,000         | 1,388,000  | 28,184,000  | 598,000   |
|                                  |  | Taytayan Integrated School                                  | 2,023,000          | 531,000    | 2,554,000   |           |
|                                  |  | Tiombocan National High School                              | 2,023,000          | 297,000    | 2,320,000   | 150,000   |
|                                  |  | Tubaon National High School                                 | 1,619,000          | 407,000    | 2,026,000   |           |
|                                  |  |   |                    |            |             |           |
|                                  |  | Division of Digos City                                      | 31,049,000         | 5,120,000  | 36,169,000  | 2,708,000 |
|                                  |  | Division Office - Proper                                    | 599,000            |            | 599,000     |           |
|                                  |  | Dawis National High School                                  | 2,892,000          | 548,000    | 3,440,000   |           |
|                                  |  | Digos City National High School - Balabag High School Annex |                    | 407,000    | 407,000     |           |
|                                  |  | Digos City National High School - Igpit High School Annex   |                    | 676,000    | 676,000     |           |
|                                  |  | Digos City National High School - Soong High School Annex   | 1,619,000          | 444,000    | 2,063,000   |           |
|                                  |  | Goma National High School                                   | 2,023,000          | 398,000    | 2,421,000   | 150,000   |
|                                  |  | Kapatagan National High School                              | 16,190,000         | 1,324,000  | 17,514,000  | 497,000   |
|                                  |  | Matti National High School                                  |                    | 762,000    | 762,000     | 541,000   |
|                                  |  | Ruparan National High School                                | 7,726,000          | 561,000    | 8,287,000   | 150,000   |
|                                  |  | SHS in Digos City   |                    |            |             | 1,370,000 |
|                                  |  |   |                    |            |             |           |
|                                  |  | Division of Island Garden City of Samal                     | 116,116,000        | 10,929,000 | 127,045,000 | 4,027,000 |
|                                  |  | Division Office - Proper                                    | 2,180,000          |            | 2,180,000   |           |
|                                  |  | Anonang National High School                                | 11,068,000         | 846,000    | 11,914,000  | 431,000   |
|                                  |  | Balet National High School                                  | 6,168,000          | 517,000    | 6,685,000   | 150,000   |
|                                  |  | Bandera National High School                                | 4,068,000          | 534,000    | 4,602,000   | 150,000   |
|                                  |  | Cogon National High School                                  | 10,602,000         | 909,000    | 11,511,000  | 259,000   |
|                                  |  | Del Monte National High School                              | 7,557,000          | 631,000    | 8,188,000   | 150,000   |
|                                  |  | Diosdado Alorro Sr. National High School                    | 4,116,000          | 498,000    | 4,614,000   | 150,000   |
|                                  |  | Don Esteban Dasalla National High School                    | 6,095,000          | 514,000    | 6,609,000   | 150,000   |
|                                  |  | Gamban Dadatan National High School                         | 2,831,000          | 380,000    | 3,211,000   | 150,000   |
|                                  |  | Kaputian National High School                               | 10,044,000         | 831,000    | 10,875,000  | 181,000   |
|                                  |  | Leonardo B. Canillo National High School                    |                    | 215,000    | 215,000     |           |
|                                  |  | Libertad National High School                               | 4,866,000          | 519,000    | 5,385,000   | 151,000   |
|                                  |  | Lima National High School                                   | 3,262,000          | 454,000    | 3,716,000   | 150,000   |
|                                  |  | Matanos National High School                                | 11,334,000         | 714,000    | 12,048,000  | 150,000   |
|                                  |  | Remedios C. Ortiz National High School                      |                    | 225,000    | 225,000     |           |
|                                  |  | San Antonio National High School                            | 5,127,000          | 454,000    | 5,581,000   | 150,000   |
|                                  |  | San Isidro Integrated School                                | 2,897,000          | 467,000    | 3,364,000   | 150,000   |
|                                  |  | San Jose National High School                               | 2,860,000          | 453,000    | 3,313,000   | 150,000   |
|                                  |  | Sta. Cruz National High School                              | 12,136,000         | 840,000    | 12,976,000  | 346,000   |
|                                  |  | Tagbitan-ag National High School                            | 6,022,000          | 547,000    | 6,569,000   | 150,000   |
|                                  |  | Tagpopongan National High School                            | 2,883,000          | 381,000    | 3,264,000   | 150,000   |
|                                  |  | SHS within Penaplata Central ES                             |                    |            |             | 709,000   |

| REGION / SDO / SECONDARY SCHOOLS |   | JUNIOR HIGH SCHOOL |             |               | SENIOR HS  |
|----------------------------------|---|--------------------|-------------|---------------|------------|
|                                  |   | PS                 | MOOE        | TOTAL         | MOOE       |
|                                  |   |                    |             |               |            |
|                                  | Division of Mati City   | 106,548,000        | 12,331,000  | 118,879,000   | 2,527,000  |
|                                  | Division Office - Proper  | 1,808,000          |             | 1,808,000     |            |
|                                  | Badas National High School  | 11,723,000         | 902,000     | 12,625,000    | 310,000    |
|                                  | Bobon National High School  | 11,012,000         | 930,000     | 11,942,000    | 275,000    |
|                                  | Buso National High School   | 9,676,000          | 778,000     | 10,454,000    | 150,000    |
|                                  | Cabuaya Integrated School   | 810,000            | 364,000     | 1,174,000     |            |
|                                  | City of Mati National High School   | 1,643,000          | 710,000     | 2,353,000     | 150,000    |
|                                  | Culian Integrated School  |                    | 236,000     | 236,000       |            |
|                                  | Davao Oriental Regional Science High School   | 11,239,000         | 2,210,000   | 13,449,000    | 305,000    |
|                                  | Don Enrique Lopez National High School  | 4,934,000          | 584,000     | 5,518,000     | 153,000    |
|                                  | Don Salvador Lopez National High School   | 10,004,000         | 808,000     | 10,812,000    | 150,000    |
|                                  | Doña Rosa Garcia Rabat Memorial National High School  | 7,880,000          | 682,000     | 8,562,000     |            |
|                                  | Lanca Integrated School   | 403,000            | 268,000     | 671,000       |            |
|                                  | Lawigan National High School  | 5,748,000          | 650,000     | 6,398,000     | 150,000    |
|                                  | Libudon National High School  | 10,389,000         | 781,000     | 11,170,000    | 239,000    |
|                                  | Licop Integrated School   | 2,039,000          | 329,000     | 2,368,000     | 150,000    |
|                                  | Luban Integrated School   | 810,000            | 303,000     | 1,113,000     |            |
|                                  | Macambol National High School   | 4,196,000          | 526,000     | 4,722,000     | 150,000    |
|                                  | Mayo National High School   | 7,170,000          | 702,000     | 7,872,000     | 195,000    |
|                                  | Taguibo Agricultural Vocational High School   | 5,064,000          | 568,000     | 5,632,000     | 150,000    |
|                                  |   |                    |             |               |            |
|                                  | Division of Panabo City   | 44,094,000         | 5,870,000   | 49,964,000    | 4,108,000  |
|                                  | Division Office - Proper  | 665,000            |             | 665,000       |            |
|                                  | Cagangohan National High School   | 4,454,000          | 777,000     | 5,231,000     |            |
|                                  | Desiderio F. Dalisay Sr. National High School   |                    | 306,000     | 306,000       |            |
|                                  | Kasilak National High School  | 1,214,000          | 323,000     | 1,537,000     |            |
|                                  | Kauswagan National High School  | 8,853,000          | 717,000     | 9,570,000     | 218,000    |
|                                  | Little Panay National High School   | 4,735,000          | 598,000     | 5,333,000     | 150,000    |
|                                  | Mabunao National High School  | 2,960,000          | 374,000     | 3,334,000     | 150,000    |
|                                  | Malativas National High School  | 3,369,000          | 529,000     | 3,898,000     | 150,000    |
|                                  | Manay National High School  | 9,621,000          | 787,000     | 10,408,000    | 270,000    |
|                                  | Panabo City Senior High School  |                    |             |               | 2,834,000  |
|                                  | Panabo National High School - Quezon High School  | 1,643,000          | 649,000     | 2,292,000     | 150,000    |
|                                  | Sindaton National High School   | 6,580,000          | 605,000     | 7,185,000     | 186,000    |
|                                  | Tagpore Integrated School   |                    | 205,000     | 205,000       |            |
|                                  |   |                    |             |               |            |
|                                  | Division of Tagum City  | 23,072,000         | 3,130,000   | 26,202,000    | 969,000    |
|                                  | Division Office - Proper  | 390,000            |             | 390,000       |            |
|                                  | Busaon Integrated School  | 5,425,000          | 577,000     | 6,002,000     | 150,000    |
|                                  | Canocotan National High School  | 4,907,000          | 748,000     | 5,655,000     | 353,000    |
|                                  | Liboganon Integrated School   | 3,675,000          | 521,000     | 4,196,000     | 151,000    |
|                                  | Magdum National High School   | 4,125,000          | 711,000     | 4,836,000     | 150,000    |
|                                  | Pandapan Integrated School  | 4,550,000          | 573,000     | 5,123,000     | 165,000    |
|                                  |   |                    |             |               |            |
|                                  | Region XII - SOCCSKSARGEN   | 2,835,810,000      | 292,055,000 | 3,127,865,000 | 78,415,000 |
|                                  |   |                    |             |               |            |
|                                  | Division of Cotabato  | 954,014,000        | 90,535,000  | 1,044,549,000 | 20,642,000 |
|                                  | Division Office - Proper  | 17,577,000         |             | 17,577,000    |            |
|                                  | Agriculture National High School  | 12,037,000         | 896,000     | 12,933,000    |            |
|                                  | Agriculture National High School - Baliki Annex   |                    | 312,000     | 312,000       |            |
|                                  | Agustin M. Valdevieso, Sr. National High School (Matalam National High School - Brgy. Linao, Marva Annex) | 8,949,000          | 838,000     | 9,787,000     | 154,000    |
|                                  | Aleosan National High School  | 13,751,000         | 888,000     | 14,639,000    | 396,000    |
|                                  | Aleosan National High School - Pagangan Annex   | 10,099,000         | 843,000     | 10,942,000    | 150,000    |
|                                  | Antipas National High School - Malire Annex   | 417,000            | 334,000     | 751,000       |            |
|                                  | Aringay National High School  | 7,542,000          | 958,000     | 8,500,000     | 227,000    |
|                                  | Arizona National High School  | 7,013,000          | 557,000     | 7,570,000     | 190,000    |
|                                  | B.A. Calamba National High School   | 9,192,000          | 633,000     | 9,825,000     | 321,000    |
|                                  | Badiangon National High School (Greenfield National High School - Badiangon Annex)                        | 5,281,000          | 382,000     | 5,663,000     |            |
|                                  | Bagumbayan High School  | 3,441,000          | 383,000     | 3,824,000     |            |
|                                  | Banayal National High School  | 7,985,000          | 644,000     | 8,629,000     | 303,000    |
|                                  | Banayal National High School - Bacong Annex   |                    | 374,000     | 374,000       |            |
|                                  | Bangkal High School   |                    | 255,000     | 255,000       |            |
|                                  | Bannawag National High School   | 7,729,000          | 761,000     | 8,490,000     | 213,000    |
|                                  | Barongis High School  | 4,212,000          | 424,000     | 4,636,000     | 150,000    |



| REGION / SDO / SECONDARY SCHOOLS |  |  | JUNIOR HIGH SCHOOL |           |            | SENIOR HS |
|----------------------------------|--|--|--------------------|-----------|------------|-----------|
|                                  |  |  | PS                 | MOOE      | TOTAL      | MOOE      |
|                                  |  | Basak National High School   | 8,298,000          | 653,000   | 8,951,000  | 211,000   |
|                                  |  | Bentangan High School  | 4,602,000          | 539,000   | 5,141,000  | 150,000   |
|                                  |  | Bialong High School  | 810,000            | 342,000   | 1,152,000  |           |
|                                  |  | Binoongan High School  | 2,856,000          | 411,000   | 3,267,000  |           |
|                                  |  | Bongolanon High School   | 2,027,000          | 352,000   | 2,379,000  | 150,000   |
|                                  |  | Buenavida National High School (New Israel National High School - Buenavida Annex)             | 3,861,000          | 393,000   | 4,254,000  |           |
|                                  |  | Buhay High School  | 1,643,000          | 347,000   | 1,990,000  |           |
|                                  |  | Bulakanon National High School   | 12,555,000         | 1,055,000 | 13,610,000 | 433,000   |
|                                  |  | Cabilao High School  | 2,032,000          | 325,000   | 2,357,000  |           |
|                                  |  | Calunasan National High School   | 6,037,000          | 471,000   | 6,508,000  |           |
|                                  |  | Camutan National High School   | 3,843,000          | 417,000   | 4,260,000  |           |
|                                  |  | Carmen National High School - Liliongan Annex  | 5,342,000          | 762,000   | 6,104,000  | 193,000   |
|                                  |  | Carmen National High School - Ranzo Annex  | 4,516,000          | 620,000   | 5,136,000  | 192,000   |
|                                  |  | Carmen National High School - Tonganon Annex   | 2,060,000          | 426,000   | 2,486,000  |           |
|                                  |  | Carugmanan National High School  |                    | 304,000   | 304,000    |           |
|                                  |  | Cawilihan High School  |                    | 270,000   | 270,000    |           |
|                                  |  | Cesar C. Cabaya, Sr. High School   | 2,429,000          | 346,000   | 2,775,000  |           |
|                                  |  | Dado National High School  | 15,567,000         | 1,388,000 | 16,955,000 | 624,000   |
|                                  |  | Dalapitan National High School   | 12,991,000         | 918,000   | 13,909,000 | 342,000   |
|                                  |  | Dallag National High School (Greenfield National High School - Dallag Annex)                   | 5,470,000          | 545,000   | 6,015,000  | 150,000   |
|                                  |  | Datu Bitol Mangansakan Memorial High School  | 7,857,000          | 745,000   | 8,602,000  |           |
|                                  |  | Datu Dalandag National High School (Pikit National High School - Datu Dalandag Memorial Annex) | 7,130,000          | 594,000   | 7,724,000  | 150,000   |
|                                  |  | Datu Guiabo High School  | 810,000            | 340,000   | 1,150,000  |           |
|                                  |  | Datu Ladayon High School   | 2,915,000          | 351,000   | 3,266,000  |           |
|                                  |  | Datu Mantangkil High School  | 810,000            | 237,000   | 1,047,000  |           |
|                                  |  | Dimakanit National High School   | 3,576,000          | 424,000   | 4,000,000  |           |
|                                  |  | Don Antonio Jayme Memorial National High School  | 8,783,000          | 648,000   | 9,431,000  | 250,000   |
|                                  |  | Don Panaca High School   |                    | 216,000   | 216,000    |           |
|                                  |  | Dualing National High School   | 13,844,000         | 905,000   | 14,749,000 | 585,000   |
|                                  |  | Dualing National High School - Katalicanan Annex   | 825,000            | 464,000   | 1,289,000  | 215,000   |
|                                  |  | Dungoan High School  |                    | 273,000   | 273,000    |           |
|                                  |  | Elpidio Singco High School   | 3,445,000          | 396,000   | 3,841,000  |           |
|                                  |  | F. A. Andolana Memorial High School (Greenfield National High School - Sto. Niño Annex)        | 5,850,000          | 445,000   | 6,295,000  | 150,000   |
|                                  |  | Garsika National High School   | 403,000            | 321,000   | 724,000    |           |
|                                  |  | Generoso A. Reovoca Sr. High School  | 810,000            | 288,000   | 1,098,000  |           |
|                                  |  | Greenhill High School  | 2,614,000          | 423,000   | 3,037,000  |           |
|                                  |  | Guiling High School  |                    | 294,000   | 294,000    |           |
|                                  |  | Ilustre National High School (President Roxas National High School - Ilustre Annex)            | 4,614,000          | 638,000   | 5,252,000  | 150,000   |
|                                  |  | Imamaling High School  |                    | 276,000   | 276,000    |           |
|                                  |  | Inac High School   | 2,429,000          | 355,000   | 2,784,000  |           |
|                                  |  | Indangan National High School  | 5,917,000          | 514,000   | 6,431,000  |           |
|                                  |  | James Q. Llaban, Sr. High School   | 1,619,000          | 338,000   | 1,957,000  |           |
|                                  |  | Jose Rizal National High School  | 8,067,000          | 641,000   | 8,708,000  | 241,000   |
|                                  |  | Juan Dillo Memorial High School  | 2,869,000          | 370,000   | 3,239,000  |           |
|                                  |  | Kabacan National High School - Doña Josefa Malamote Annex                                      | 4,218,000          | 428,000   | 4,646,000  | 150,000   |
|                                  |  | Kabacan National High School - Osias Annex   | 3,852,000          | 494,000   | 4,346,000  |           |
|                                  |  | Kabacan National High School - Upper Paatan Annex  | 3,145,000          | 384,000   | 3,529,000  |           |
|                                  |  | Kabalantian National High School (Greenfield National High School - Kabalantian Annex)         | 7,742,000          | 651,000   | 8,393,000  | 222,000   |
|                                  |  | Kabulacan National High School   | 6,118,000          | 567,000   | 6,685,000  |           |
|                                  |  | Kamarahan National High School   | 5,370,000          | 537,000   | 5,907,000  |           |
|                                  |  | Kamasi National High School  | 3,784,000          | 356,000   | 4,140,000  |           |
|                                  |  | Katipunan National High School (Greenfield National High School - Katipunan Annex)             | 7,501,000          | 703,000   | 8,204,000  | 412,000   |
|                                  |  | Kiaring High School  | 5,412,000          | 582,000   | 5,994,000  |           |
|                                  |  | Kibia National High School   | 8,780,000          | 750,000   | 9,530,000  | 197,000   |
|                                  |  | Kibudtungan National High School   | 15,420,000         | 1,067,000 | 16,487,000 | 376,000   |
|                                  |  | Kisante National High School - Batasan Annex   | 409,000            | 399,000   | 808,000    | 150,000   |
|                                  |  | Kisante National High School Annex - Bienvenido T. Ortega High School                          | 1,235,000          | 351,000   | 1,586,000  |           |
|                                  |  | Kisante National High School Annex - Sto. Niño High School                                     |                    | 291,000   | 291,000    |           |
|                                  |  | Kitub-bao National High School   | 19,021,000         | 1,454,000 | 20,475,000 | 663,000   |
|                                  |  | Kitubod High School  | 5,837,000          | 542,000   | 6,379,000  | 150,000   |

| REGION / SDO / SECONDARY SCHOOLS |  | JUNIOR HIGH SCHOOL |           |            | SENIOR HS |
|----------------------------------|--|--------------------|-----------|------------|-----------|
|                                  |  | PS                 | MOOE      | TOTAL      | MOOE      |
|                                  | Ladtingan National High School   | 3,667,000          | 565,000   | 4,232,000  |           |
|                                  | Lampayan National High School  | 6,960,000          | 651,000   | 7,611,000  | 150,000   |
|                                  | Lanao-Kuran National Vocational and Technical High School                                  | 3,416,000          | 388,000   | 3,804,000  | 150,000   |
|                                  | Langayen-ZT Hamid High School  |                    | 189,000   | 189,000    |           |
|                                  | Leonardo Romero Sr. High School  | 848,000            | 378,000   | 1,226,000  |           |
|                                  | Lika National High School - Katipunan Annex  | 1,296,000          | 325,000   | 1,621,000  |           |
|                                  | Luayon National High School (New Israel National High School - Luayon Annex)               | 4,182,000          | 436,000   | 4,618,000  |           |
|                                  | Lumayong High School (Kabacan National High School - Lumayong Annex)                       | 10,709,000         | 782,000   | 11,491,000 | 165,000   |
|                                  | Luz Village High School  | 813,000            | 361,000   | 1,174,000  |           |
|                                  | Magpet National High School - Albayon Annex  | 2,191,000          | 356,000   | 2,547,000  |           |
|                                  | Magpet National High School - Balite Annex   | 4,231,000          | 406,000   | 4,637,000  | 150,000   |
|                                  | Magpet National High School - Mahongkog Annex  | 3,830,000          | 401,000   | 4,231,000  | 150,000   |
|                                  | Makalangot Integrated School   | 3,382,000          | 381,000   | 3,763,000  |           |
|                                  | Malabuan National High School (Bulakanon National High School - Malabuan Annex)            | 8,265,000          | 739,000   | 9,004,000  | 232,000   |
|                                  | Malamote National High School (Kimagango National High School - Malamote Annex)            | 5,369,000          | 520,000   | 5,889,000  |           |
|                                  | Malapag National High School   | 18,717,000         | 1,276,000 | 19,993,000 | 449,000   |
|                                  | Malapang High School   |                    | 240,000   | 240,000    |           |
|                                  | Malasila National Vocational and Technical High School                                     | 10,612,000         | 908,000   | 11,520,000 | 424,000   |
|                                  | Malatab National High School   | 6,291,000          | 574,000   | 6,865,000  | 150,000   |
|                                  | Malibatuan National High School  | 8,940,000          | 636,000   | 9,576,000  | 176,000   |
|                                  | Malibatuan National High School - Ganatan Annex  | 409,000            | 378,000   | 787,000    |           |
|                                  | Malinao National High School   | 27,355,000         | 1,824,000 | 29,179,000 | 809,000   |
|                                  | Malinao National High School Annex - Pinamulan High School                                 |                    | 322,000   | 322,000    |           |
|                                  | Malungon High School   | 3,364,000          | 349,000   | 3,713,000  |           |
|                                  | Manglicmot High School   | 5,919,000          | 528,000   | 6,447,000  |           |
|                                  | Manobisa High School   | 2,023,000          | 459,000   | 2,482,000  | 150,000   |
|                                  | Manobo National High School  | 7,173,000          | 781,000   | 7,954,000  | 176,000   |
|                                  | Manuangan National High School   | 7,986,000          | 540,000   | 8,526,000  | 150,000   |
|                                  | Manumba National High School (Magpet National High School - Tagbak Annex)                  | 6,011,000          | 524,000   | 6,535,000  | 150,000   |
|                                  | Marbel National High School  | 6,533,000          | 576,000   | 7,109,000  |           |
|                                  | Marciano Dahan High School   | 7,427,000          | 751,000   | 8,178,000  | 341,000   |
|                                  | Mariano Untal National High School (Bagontapay National High School)                       | 17,362,000         | 1,428,000 | 18,790,000 | 915,000   |
|                                  | Matalam National High School - Brgy. Poblacion Datu Ambil Annex                            | 1,673,000          | 401,000   | 2,074,000  |           |
|                                  | Matalam National High School Brgy. Linao - Alimodian Annex                                 | 9,272,000          | 668,000   | 9,940,000  | 150,000   |
|                                  | Mayor Gil Manalo High School (Kabacan National High School - Katiduan Annex)               | 6,675,000          | 635,000   | 7,310,000  |           |
|                                  | Meocan High School   | 7,473,000          | 618,000   | 8,091,000  | 193,000   |
|                                  | M'lang National High School - Lepaga Annex   | 4,071,000          | 542,000   | 4,613,000  |           |
|                                  | Napalico National Vocational High School   | 3,436,000          | 422,000   | 3,858,000  |           |
|                                  | New Caridad National Vocational and Technical High School                                  | 3,386,000          | 365,000   | 3,751,000  |           |
|                                  | New Cebu National High School  | 8,919,000          | 634,000   | 9,553,000  | 172,000   |
|                                  | New Israel National High School  | 7,472,000          | 479,000   | 7,951,000  | 150,000   |
|                                  | New Leon High School   |                    | 279,000   | 279,000    |           |
|                                  | New Rizal National High School (Tawantawan National High School)                           | 8,758,000          | 753,000   | 9,511,000  | 176,000   |
|                                  | Nicaan National High School  | 20,436,000         | 1,222,000 | 21,658,000 | 490,000   |
|                                  | Nueva Vida National High School  | 15,850,000         | 956,000   | 16,806,000 | 433,000   |
|                                  | Padura-Espabo High School  | 7,244,000          | 673,000   | 7,917,000  | 150,000   |
|                                  | Palacat High School  |                    | 249,000   | 249,000    |           |
|                                  | Patindeguen National High School   | 7,867,000          | 718,000   | 8,585,000  | 150,000   |
|                                  | Pigcawaran National High School  | 7,343,000          | 553,000   | 7,896,000  | 150,000   |
|                                  | Pigcawayan National High School - New Culasi Annex   |                    | 290,000   | 290,000    |           |
|                                  | Presbitero National High School  | 22,456,000         | 1,564,000 | 24,020,000 | 708,000   |
|                                  | President Roxas National High School - Datu Inda Annex                                     | 1,226,000          | 405,000   | 1,631,000  |           |
|                                  | President Roxas National High School - Idaoman Annex                                       | 409,000            | 324,000   | 733,000    |           |
|                                  | Rangayen High School   | 5,074,000          | 465,000   | 5,539,000  |           |
|                                  | Ricardo L. Ipong National High School (Kisante National High School - Old Bulatukan Annex) | 10,368,000         | 769,000   | 11,137,000 | 335,000   |
|                                  | Saguing National High School   | 5,065,000          | 530,000   | 5,595,000  |           |
|                                  | Salama National High School  | 6,049,000          | 621,000   | 6,670,000  | 150,000   |
|                                  | Sallab High School   | 2,834,000          | 408,000   | 3,242,000  |           |



| REGION / SDO / SECONDARY SCHOOLS |  |   | JUNIOR HIGH SCHOOL |            |             | SENIOR HS |
|----------------------------------|--|---|--------------------|------------|-------------|-----------|
|                                  |  |   | PS                 | MOOE       | TOTAL       | MOOE      |
|                                  |  | Salunayan National High School  | 17,463,000         | 1,307,000  | 18,770,000  | 399,000   |
|                                  |  | Salvacion High School   |                    | 227,000    | 227,000     |           |
|                                  |  | Sarayan National High School  | 10,668,000         | 716,000    | 11,384,000  | 150,000   |
|                                  |  | Sibsib National High School   | 14,394,000         | 1,072,000  | 15,466,000  | 364,000   |
|                                  |  | Silik National High School  | 20,094,000         | 1,337,000  | 21,431,000  | 653,000   |
|                                  |  | Simeon Panganiban National High School  |                    | 349,000    | 349,000     |           |
|                                  |  | Sinawingan National High School   | 11,777,000         | 954,000    | 12,731,000  | 307,000   |
|                                  |  | Sta. Maria High School  | 5,824,000          | 523,000    | 6,347,000   |           |
|                                  |  | Taguranao High School   | 4,614,000          | 508,000    | 5,122,000   |           |
|                                  |  | Takepan National High School  | 23,421,000         | 1,398,000  | 24,819,000  | 444,000   |
|                                  |  | Takepan National High School - Sultan Memorial Annex  | 10,217,000         | 818,000    | 11,035,000  | 236,000   |
|                                  |  | Tambad High School  | 3,239,000          | 435,000    | 3,674,000   |           |
|                                  |  | Temporan National High School (Magpet National High School - Temporan Annex)                | 3,449,000          | 362,000    | 3,811,000   | 150,000   |
|                                  |  | Timuey Anguang B. Campong Integrated School   |                    | 261,000    | 261,000     |           |
|                                  |  | Tuael National High School  | 6,243,000          | 412,000    | 6,655,000   |           |
|                                  |  | Tubak National High School  | 16,385,000         | 796,000    | 17,181,000  | 334,000   |
|                                  |  | Tubak National High School - Pentil Annex   | 3,285,000          | 411,000    | 3,696,000   |           |
|                                  |  | Tubak National High School - Tomado Annex   | 4,482,000          | 479,000    | 4,961,000   |           |
|                                  |  | Tukuran T. Kendenga High School   | 1,626,000          | 267,000    | 1,893,000   |           |
|                                  |  | Tulunan National High School - Minapan Integrated School Annex                              | 6,984,000          | 673,000    | 7,657,000   | 275,000   |
|                                  |  | Upper Mingading High School   |                    | 233,000    | 233,000     |           |
|                                  |  | Victor S. Manlinoc High School  | 2,023,000          | 370,000    | 2,393,000   |           |
|                                  |  | Villarica National High School  | 19,496,000         | 1,279,000  | 20,775,000  | 426,000   |
|                                  |  | Yanson High School  | 4,498,000          | 415,000    | 4,913,000   |           |
|                                  |  |   |                    |            |             |           |
|                                  |  | Division of General Santos City   | 226,724,000        | 22,700,000 | 249,424,000 | 7,454,000 |
|                                  |  | Division Office - Proper  | 3,772,000          |            | 3,772,000   |           |
|                                  |  | Antonino G. Busano, Sr. High School (Conel National High School)                            | 24,648,000         | 1,620,000  | 26,268,000  | 582,000   |
|                                  |  | Bawing High School  | 19,748,000         | 1,608,000  | 21,356,000  | 543,000   |
|                                  |  | Buayan National High School   | 25,603,000         | 1,357,000  | 26,960,000  | 270,000   |
|                                  |  | Buayan National High School - Baluan Annex  | 3,772,000          | 770,000    | 4,542,000   | 296,000   |
|                                  |  | Buscano High School (A.G. Buscano, Sr. High School Annex)                                   | 417,000            | 385,000    | 802,000     | 150,000   |
|                                  |  | Dadiangas North High School   | 764,000            | 2,231,000  | 2,995,000   | 692,000   |
|                                  |  | Datu Andiam Manza National High School  | 14,325,000         | 1,244,000  | 15,569,000  | 451,000   |
|                                  |  | Engracia L. Valdomar National High School   | 19,048,000         | 1,471,000  | 20,519,000  | 396,000   |
|                                  |  | General Santos City High School - Banisil Annex   | 30,449,000         | 2,392,000  | 32,841,000  | 901,000   |
|                                  |  | General Santos City High School - Lanton Annex  | 4,467,000          | 1,348,000  | 5,815,000   | 433,000   |
|                                  |  | General Santos City SPED Integrated School  | 46,886,000         | 3,495,000  | 50,381,000  | 1,343,000 |
|                                  |  | Ireneo Santiago National High School - Datu B. Balunto Annex                                | 1,263,000          | 614,000    | 1,877,000   | 150,000   |
|                                  |  | Johnny Ang National High School   | 20,245,000         | 1,685,000  | 21,930,000  | 449,000   |
|                                  |  | Labangal National High School - Ligaya Annex  | 2,052,000          | 490,000    | 2,542,000   | 150,000   |
|                                  |  | Labangal National High School - Pao-Pao High School Annex                                   | 1,252,000          | 424,000    | 1,676,000   | 150,000   |
|                                  |  | Labangal National High School - Upper Labay Annex   | 1,282,000          | 449,000    | 1,731,000   | 151,000   |
|                                  |  | Lagao National High School Annex  | 1,249,000          | 550,000    | 1,799,000   | 197,000   |
|                                  |  | Samboang - Ngilay High School   | 5,482,000          | 567,000    | 6,049,000   | 150,000   |
|                                  |  |   |                    |            |             |           |
|                                  |  | Division of Kidapawan City  | 116,273,000        | 11,653,000 | 127,926,000 | 3,296,000 |
|                                  |  | Division Office - Proper  | 2,218,000          |            | 2,218,000   |           |
|                                  |  | Amas National High School - Patadon Annex   | 4,701,000          | 523,000    | 5,224,000   | 150,000   |
|                                  |  | Binoligan Integrated School   | 3,429,000          | 398,000    | 3,827,000   | 150,000   |
|                                  |  | Datu Igwas IP Integrated School   | 1,632,000          | 300,000    | 1,932,000   |           |
|                                  |  | Gayola National High School (Amas National High School - Gayola National High School Annex) | 4,624,000          | 459,000    | 5,083,000   | 150,000   |
|                                  |  | Juan L. Gantuangco School of Arts & Trades  | 7,943,000          | 815,000    | 8,758,000   | 314,000   |
|                                  |  | Juan P. Jalipa Memorial High School   | 8,144,000          | 749,000    | 8,893,000   | 163,000   |
|                                  |  | Kalaisan National High School   | 8,423,000          | 752,000    | 9,175,000   | 257,000   |
|                                  |  | Lake Agco Integrated School   | 3,938,000          | 402,000    | 4,340,000   |           |
|                                  |  | Lanao National High School  |                    | 444,000    | 444,000     |           |
|                                  |  | Linagkob National High School   | 5,535,000          | 568,000    | 6,103,000   | 150,000   |
|                                  |  | Macebolig Integrated School   | 3,843,000          | 411,000    | 4,254,000   | 150,000   |
|                                  |  | Manongol National High School   | 9,436,000          | 729,000    | 10,165,000  | 296,000   |
|                                  |  | Marciano Mancera Integrated School  | 6,715,000          | 626,000    | 7,341,000   | 150,000   |
|                                  |  | Mt. Apo National High School  | 5,974,000          | 517,000    | 6,491,000   | 150,000   |
|                                  |  | Mua-an Integrated School  | 3,834,000          | 426,000    | 4,260,000   |           |
|                                  |  | Nuangan Integrated School   | 4,124,000          | 365,000    | 4,489,000   |           |

| REGION / SDO / SECONDARY SCHOOLS |   | JUNIOR HIGH SCHOOL |            |             | SENIOR HS  |
|----------------------------------|---|--------------------|------------|-------------|------------|
|                                  |   | PS                 | MOOE       | TOTAL       | MOOE       |
|                                  | Onica National High School  | 3,526,000          | 381,000    | 3,907,000   | 150,000    |
|                                  | Perez Integrated, Kidapawan   | 5,226,000          | 480,000    | 5,706,000   | 150,000    |
|                                  | Puasinda Integrated School  | 3,852,000          | 431,000    | 4,283,000   |            |
|                                  | Saniel Cruz National High School  | 8,694,000          | 867,000    | 9,561,000   | 766,000    |
|                                  | Singao Integrated School  | 3,853,000          | 447,000    | 4,300,000   |            |
|                                  | Spottswood National High School   | 6,609,000          | 563,000    | 7,172,000   | 150,000    |
|                                  |   |                    |            |             |            |
|                                  | Division of Koronadal City  | 21,879,000         | 2,671,000  | 24,550,000  | 880,000    |
|                                  | Division Office - Proper  | 289,000            |            | 289,000     |            |
|                                  | Concepcion National High School   | 16,491,000         | 1,194,000  | 17,685,000  | 536,000    |
|                                  | Esperanza National High School - Annex, San Jose Campus                 |                    | 791,000    | 791,000     |            |
|                                  | Rotonda National High School  | 5,099,000          | 686,000    | 5,785,000   | 344,000    |
|                                  |   |                    |            |             |            |
|                                  | Division of Sarangani   | 531,879,000        | 53,990,000 | 585,869,000 | 13,275,000 |
|                                  | Division Office - Proper  | 11,276,000         |            | 11,276,000  |            |
|                                  | Alabel Integrated School  | 10,125,000         | 1,035,000  | 11,160,000  | 433,000    |
|                                  | Alegria National High School  | 13,916,000         | 844,000    | 14,760,000  | 365,000    |
|                                  | Amado M. Quirit, Sr. National High School                               | 1,643,000          | 485,000    | 2,128,000   | 150,000    |
|                                  | Anecito Bartulaba Integrated School                                     | 2,860,000          | 350,000    | 3,210,000   | 150,000    |
|                                  | Baliton National High School  | 10,662,000         | 815,000    | 11,477,000  | 163,000    |
|                                  | Banata National High School - Malungon Gamay National High School Annex | 7,453,000          | 602,000    | 8,055,000   | 150,000    |
|                                  | Bangkal Integrated School   | 813,000            | 249,000    | 1,062,000   |            |
|                                  | Banlas Integrated School  | 1,214,000          | 271,000    | 1,485,000   |            |
|                                  | Banlibato Integrated School   | 3,270,000          | 333,000    | 3,603,000   | 150,000    |
|                                  | Batotoling Integrated School  | 1,214,000          | 240,000    | 1,454,000   |            |
|                                  | Batulaki High School  | 4,190,000          | 409,000    | 4,599,000   | 150,000    |
|                                  | Biangan Integrated School   | 2,444,000          | 413,000    | 2,857,000   | 150,000    |
|                                  | B'laan Integrated School  | 3,836,000          | 388,000    | 4,224,000   |            |
|                                  | Blat Integrated School  | 3,239,000          | 310,000    | 3,549,000   | 150,000    |
|                                  | Bongo Integrated School   | 2,834,000          | 314,000    | 3,148,000   | 150,000    |
|                                  | Cabales Enarbia, Sr. Integrated School                                  | 10,584,000         | 876,000    | 11,460,000  | 150,000    |
|                                  | Cablalan Integrated School  | 4,178,000          | 481,000    | 4,659,000   | 150,000    |
|                                  | Colon National High School - Aniceto Lopez Annex                        | 14,152,000         | 1,103,000  | 15,255,000  | 404,000    |
|                                  | Columbio Integrated School  |                    | 221,000    | 221,000     |            |
|                                  | Consolacion Integrated School   | 3,411,000          | 383,000    | 3,794,000   | 150,000    |
|                                  | Daan Suyan High School  | 7,440,000          | 640,000    | 8,080,000   | 154,000    |
|                                  | Dakok Tamulon Integrated School   | 1,622,000          | 363,000    | 1,985,000   |            |
|                                  | Dalamuan Integrated School  | 3,662,000          | 348,000    | 4,010,000   |            |
|                                  | Danao Integrated School   | 2,851,000          | 356,000    | 3,207,000   |            |
|                                  | Datal Anggas Integrated School  | 4,195,000          | 622,000    | 4,817,000   | 150,000    |
|                                  | Datal Basak Indigenous People School                                    | 1,214,000          | 234,000    | 1,448,000   |            |
|                                  | Datal Bila Integrated School  | 3,357,000          | 341,000    | 3,698,000   |            |
|                                  | Datalbatong Integrated School   | 5,442,000          | 432,000    | 5,874,000   | 150,000    |
|                                  | Datu Abdulbali Integrated School  | 2,439,000          | 422,000    | 2,861,000   |            |
|                                  | Datu Molod Integrated School  | 7,501,000          | 578,000    | 8,079,000   | 150,000    |
|                                  | Datu Pangolima Integrated School  | 8,327,000          | 761,000    | 9,088,000   | 215,000    |
|                                  | Domnar-Lopez-Copada IP Integrated School                                | 810,000            | 263,000    | 1,073,000   |            |
|                                  | Domolok Integrated School   | 3,658,000          | 397,000    | 4,055,000   | 150,000    |
|                                  | E. Alegado Integrated School  | 4,975,000          | 479,000    | 5,454,000   | 150,000    |
|                                  | Edro Malayo Integrated School   |                    | 199,000    | 199,000     |            |
|                                  | Edsa Integrated School  |                    | 203,000    | 203,000     |            |
|                                  | Elena M. Mapaña National High School                                    | 810,000            | 274,000    | 1,084,000   |            |
|                                  | Falel Kesbung Integrated School   | 2,429,000          | 293,000    | 2,722,000   |            |
|                                  | Francisco A. Cagang Integrated School                                   | 2,844,000          | 355,000    | 3,199,000   |            |
|                                  | Glan Central Integrated SPED Center                                     | 1,214,000          | 387,000    | 1,601,000   |            |
|                                  | Glan Padidu National High School - San Vicente Annex                    | 6,757,000          | 598,000    | 7,355,000   | 150,000    |
|                                  | Green Valley Integrated School  | 810,000            | 286,000    | 1,096,000   |            |
|                                  | Gulo Integrated School  |                    | 284,000    | 284,000     |            |
|                                  | Hadji Musa Integrated School  | 5,855,000          | 532,000    | 6,387,000   | 177,000    |
|                                  | Happy Valley Integrated School  | 2,429,000          | 371,000    | 2,800,000   |            |
|                                  | James Alfred Strong Integrated School                                   | 1,619,000          | 353,000    | 1,972,000   | 150,000    |
|                                  | JBT Caing, Sr. Integrated School  | 12,802,000         | 1,089,000  | 13,891,000  | 273,000    |
|                                  | Jose Ah Young Integrated School   | 1,622,000          | 303,000    | 1,925,000   |            |
|                                  | JP Laurel Integrated School   | 1,622,000          | 352,000    | 1,974,000   |            |
|                                  | Kablacan Integrated School  | 8,143,000          | 503,000    | 8,646,000   | 150,000    |
|                                  | Kaltuad Integrated School   |                    | 245,000    | 245,000     |            |
|                                  | Kawas National High School  | 8,456,000          | 721,000    | 9,177,000   | 225,000    |

| REGION / SDO / SECONDARY SCHOOLS |  |  | JUNIOR HIGH SCHOOL |            |             | SENIOR HS  |
|----------------------------------|--|--|--------------------|------------|-------------|------------|
|                                  |  |  | PS                 | MOOE       | TOTAL       | MOOE       |
|                                  |  | Kawayan Integrated School  | 813,000            | 296,000    | 1,109,000   |            |
|                                  |  | Kiahe Integrated School  | 5,282,000          | 531,000    | 5,813,000   | 150,000    |
|                                  |  | Kiamba National High School  | 28,697,000         | 2,331,000  | 31,028,000  | 804,000    |
|                                  |  | Kibac Integrated School  | 1,619,000          | 292,000    | 1,911,000   | 150,000    |
|                                  |  | Kinabalan Integrated School  | 3,658,000          | 387,000    | 4,045,000   | 150,000    |
|                                  |  | Kyumad Integrated School   | 4,667,000          | 495,000    | 5,162,000   | 150,000    |
|                                  |  | Laginan Integrated School  | 4,046,000          | 394,000    | 4,440,000   | 150,000    |
|                                  |  | Lamlabong Integrated School  | 2,844,000          | 313,000    | 3,157,000   | 150,000    |
|                                  |  | Lamilfew Integrated School   | 4,129,000          | 384,000    | 4,513,000   |            |
|                                  |  | Langkuas Integrated School   | 810,000            | 255,000    | 1,065,000   |            |
|                                  |  | Lebe Integrated School   | 1,214,000          | 336,000    | 1,550,000   | 150,000    |
|                                  |  | Leopoldo P. Dacera Integrated School                               | 4,595,000          | 406,000    | 5,001,000   | 150,000    |
|                                  |  | Libi Integrated School   | 3,742,000          | 451,000    | 4,193,000   |            |
|                                  |  | Luis Casiple, Sr. Integrated School                                | 2,457,000          | 347,000    | 2,804,000   |            |
|                                  |  | Lumigo High School   | 5,380,000          | 470,000    | 5,850,000   | 150,000    |
|                                  |  | Lutay Integrated School  | 4,185,000          | 416,000    | 4,601,000   | 150,000    |
|                                  |  | Maguling National High School                                      | 14,629,000         | 1,065,000  | 15,694,000  | 358,000    |
|                                  |  | Malabod Integrated School  | 2,060,000          | 382,000    | 2,442,000   | 150,000    |
|                                  |  | Malalag National High School - Upo Annex                           | 3,725,000          | 473,000    | 4,198,000   | 150,000    |
|                                  |  | Malalag-Cogon National High School                                 | 13,179,000         | 843,000    | 14,022,000  | 341,000    |
|                                  |  | Malandang National High School - Kiblat National High School Annex | 5,482,000          | 651,000    | 6,133,000   | 150,000    |
|                                  |  | Malandang National High School - Tamban Annex                      | 10,585,000         | 753,000    | 11,338,000  | 279,000    |
|                                  |  | Malapatan National High School - Kinam Annex                       | 2,051,000          | 495,000    | 2,546,000   | 206,000    |
|                                  |  | Malungon National High School                                      | 18,601,000         | 806,000    | 19,407,000  | 507,000    |
|                                  |  | Malungon National High School - San Roque Annex                    | 5,420,000          | 589,000    | 6,009,000   | 161,000    |
|                                  |  | Malungon National High School - Upper Mainit Annex                 | 9,554,000          | 686,000    | 10,240,000  | 239,000    |
|                                  |  | Mangelen Integrated School   | 8,404,000          | 633,000    | 9,037,000   | 401,000    |
|                                  |  | Matingao Integrated School   | 403,000            | 249,000    | 652,000     |            |
|                                  |  | Miasong Integrated School  | 4,867,000          | 461,000    | 5,328,000   | 150,000    |
|                                  |  | Millona Upper Suyan Integrated School                              | 4,046,000          | 421,000    | 4,467,000   | 150,000    |
|                                  |  | New Canaan Integrated School                                       | 6,195,000          | 417,000    | 6,612,000   | 150,000    |
|                                  |  | Nian Integrated School   | 2,841,000          | 381,000    | 3,222,000   |            |
|                                  |  | Nomoh Integrated School  | 5,423,000          | 440,000    | 5,863,000   | 150,000    |
|                                  |  | Pag-asa Integrated School  | 4,614,000          | 500,000    | 5,114,000   | 150,000    |
|                                  |  | Pait Integrated School   | 2,039,000          | 355,000    | 2,394,000   |            |
|                                  |  | Panambalan Integrated School                                       | 810,000            | 297,000    | 1,107,000   |            |
|                                  |  | Panamin Integrated School  | 2,023,000          | 350,000    | 2,373,000   |            |
|                                  |  | Paraiso Integrated School  | 2,023,000          | 346,000    | 2,369,000   |            |
|                                  |  | Perrett Central Integrated School                                  |                    | 245,000    | 245,000     |            |
|                                  |  | PH Millona Integrated School                                       | 6,675,000          | 512,000    | 7,187,000   | 154,000    |
|                                  |  | Pongoleel Integrated School  | 2,851,000          | 351,000    | 3,202,000   |            |
|                                  |  | Prudencio Mariano Sr. Integrated School                            | 1,619,000          | 268,000    | 1,887,000   |            |
|                                  |  | Pula-Tana Integrated School  | 1,214,000          | 277,000    | 1,491,000   |            |
|                                  |  | Rogaya Bajunaid Integrated School                                  | 6,048,000          | 508,000    | 6,556,000   | 150,000    |
|                                  |  | Roque Adama Integrated School                                      | 5,858,000          | 554,000    | 6,412,000   | 158,000    |
|                                  |  | Salakit National High School                                       | 6,903,000          | 600,000    | 7,503,000   | 150,000    |
|                                  |  | Salimama Integrated School   | 1,214,000          | 312,000    | 1,526,000   |            |
|                                  |  | San Juan Integrated School   | 3,239,000          | 405,000    | 3,644,000   |            |
|                                  |  | San Miguel Integrated School                                       | 810,000            | 266,000    | 1,076,000   |            |
|                                  |  | Sarangani National Sports Academy                                  |                    | 225,000    | 225,000     |            |
|                                  |  | Segafu Esgapo Integrated School                                    |                    | 241,000    | 241,000     |            |
|                                  |  | Sofan Integrated School  | 1,622,000          | 313,000    | 1,935,000   |            |
|                                  |  | Spring Integrated School   | 3,687,000          | 471,000    | 4,158,000   | 150,000    |
|                                  |  | Tagaytay Integrated School   | 3,757,000          | 327,000    | 4,084,000   | 150,000    |
|                                  |  | Talus National High School   | 7,828,000          | 588,000    | 8,416,000   | 150,000    |
|                                  |  | Tamos Integrated School  | 3,670,000          | 382,000    | 4,052,000   | 150,000    |
|                                  |  | Tandawan Integrated School   | 810,000            | 289,000    | 1,099,000   |            |
|                                  |  | Tangali Integrated School  | 3,773,000          | 324,000    | 4,097,000   |            |
|                                  |  | Tangan Integrated School   | 4,239,000          | 417,000    | 4,656,000   | 150,000    |
|                                  |  | Tokawal National High School                                       | 8,340,000          | 673,000    | 9,013,000   | 208,000    |
|                                  |  | Tonga Lim Siao, Sr. Integrated School                              | 7,300,000          | 574,000    | 7,874,000   | 150,000    |
|                                  |  | Tuyan Integrated School  | 3,646,000          | 471,000    | 4,117,000   |            |
|                                  |  | Upper Lumabat Integrated School                                    | 5,454,000          | 489,000    | 5,943,000   | 150,000    |
|                                  |  | Wali Integrated School   | 5,991,000          | 505,000    | 6,496,000   | 150,000    |
|                                  |  |  |                    |            |             |            |
|                                  |  | Division of South Cotabato   | 568,185,000        | 63,392,000 | 631,577,000 | 20,022,000 |
|                                  |  | Division Office - Proper   | 11,216,000         |            | 11,216,000  |            |

| REGION / SDO / SECONDARY SCHOOLS |  | JUNIOR HIGH SCHOOL |           |            | SENIOR HS |
|----------------------------------|--|--------------------|-----------|------------|-----------|
|                                  |  | PS                 | MOOE      | TOTAL      | MOOE      |
|                                  | Acmonan Integrated School  | 403,000            | 226,000   | 629,000    |           |
|                                  | Aflek National High School - Edward's National High School Annex               | 813,000            | 462,000   | 1,275,000  | 188,000   |
|                                  | Banga National High School - Lamba Campus                                      | 2,530,000          | 723,000   | 3,253,000  | 339,000   |
|                                  | Banga National High School - Punong Grande Campus                              | 3,401,000          | 576,000   | 3,977,000  | 181,000   |
|                                  | Basag National High School   | 822,000            | 663,000   | 1,485,000  | 176,000   |
|                                  | Bengue Integrated School   |                    | 211,000   | 211,000    |           |
|                                  | Benigno S. Aquino Integrated School  | 403,000            | 227,000   | 630,000    |           |
|                                  | Bentung Sulit National High School - Glamang Annex                             | 838,000            | 869,000   | 1,707,000  | 312,000   |
|                                  | Bianan IS  | 403,000            | 333,000   | 736,000    |           |
|                                  | Bonifacio R. Tagaban, Sr. Integrated School                                    | 1,226,000          | 373,000   | 1,599,000  | 150,000   |
|                                  | Bucay Pait National High School  | 8,694,000          | 833,000   | 9,527,000  | 286,000   |
|                                  | Cebuano National High School   | 16,729,000         | 1,204,000 | 17,933,000 | 532,000   |
|                                  | Centrala National High School  | 10,203,000         | 785,000   | 10,988,000 | 169,000   |
|                                  | Colongulo National High School   | 6,178,000          | 736,000   | 6,914,000  | 220,000   |
|                                  | Datal Biao Integrated School   | 403,000            | 334,000   | 737,000    |           |
|                                  | Datal Tablo Integrated School  |                    | 232,000   | 232,000    |           |
|                                  | Demamis Integrated School  | 403,000            | 254,000   | 657,000    |           |
|                                  | Denlag Integrated School   |                    | 292,000   | 292,000    |           |
|                                  | Dumadalig Integrated School  | 3,798,000          | 557,000   | 4,355,000  |           |
|                                  | E. Asion Integrated School   |                    | 209,000   | 209,000    |           |
|                                  | Edwards National High School   | 16,883,000         | 1,111,000 | 17,994,000 | 234,000   |
|                                  | El Nonok Integrated School   | 7,080,000          | 535,000   | 7,615,000  | 150,000   |
|                                  | Emeliano P. Bacquial National High School - Tupi NHS Annex                     | 910,000            | 534,000   | 1,444,000  | 170,000   |
|                                  | Faviola Villa-Gasis National High School-San Miguel National High School Annex |                    | 387,000   | 387,000    | 150,000   |
|                                  | Godwino Integrated School  | 2,479,000          | 411,000   | 2,890,000  | 150,000   |
|                                  | Guinsangan National High School  | 7,186,000          | 535,000   | 7,721,000  | 150,000   |
|                                  | Kalyong Integrated School  | 810,000            | 350,000   | 1,160,000  |           |
|                                  | Katipunan National High School   | 7,115,000          | 515,000   | 7,630,000  | 150,000   |
|                                  | Kesegmung Integrated School  | 816,000            | 306,000   | 1,122,000  |           |
|                                  | Klinan Integrated School   | 1,214,000          | 384,000   | 1,598,000  |           |
|                                  | Kusan National High School   | 816,000            | 444,000   | 1,260,000  | 174,000   |
|                                  | Laconon Integrated School  | 14,726,000         | 1,336,000 | 16,062,000 | 279,000   |
|                                  | Lake Sebu National High School   | 29,692,000         | 1,909,000 | 31,601,000 | 1,281,000 |
|                                  | Lake Sebu National High School - Kibang Campus                                 | 4,628,000          | 620,000   | 5,248,000  | 222,000   |
|                                  | Lake Sebu National High School - Proper Ned Campus                             | 1,235,000          | 535,000   | 1,770,000  | 150,000   |
|                                  | Lake Soluton Integrated School   | 11,131,000         | 941,000   | 12,072,000 |           |
|                                  | Lambangan Integrated School  |                    | 398,000   | 398,000    |           |
|                                  | Lambontong National High School  | 3,520,000          | 587,000   | 4,107,000  | 150,000   |
|                                  | Lambukay Integrated School   | 810,000            | 298,000   | 1,108,000  |           |
|                                  | Lamcade Integrated School  |                    | 258,000   | 258,000    |           |
|                                  | Lamhako Integrated School  | 2,876,000          | 391,000   | 3,267,000  | 150,000   |
|                                  | Lampari National High School   | 822,000            | 468,000   | 1,290,000  | 150,000   |
|                                  | Lamsalome Integrated School  | 3,684,000          | 413,000   | 4,097,000  |           |
|                                  | Lamsugod National High School  | 6,302,000          | 715,000   | 7,017,000  | 184,000   |
|                                  | Laureano Escovidal Integrated School   | 1,652,000          | 391,000   | 2,043,000  |           |
|                                  | Liberty National High School (Tampakan National High School - Liberty Annex)   | 8,333,000          | 798,000   | 9,131,000  | 270,000   |
|                                  | LR Morandante Integrated School  |                    | 233,000   | 233,000    |           |
|                                  | Lubol Integrated School  | 2,514,000          | 363,000   | 2,877,000  | 150,000   |
|                                  | Lumakil Integrated School  | 810,000            | 393,000   | 1,203,000  |           |
|                                  | Lunen Integrated School  | 403,000            | 274,000   | 677,000    |           |
|                                  | Lusok Integrated School  | 3,328,000          | 387,000   | 3,715,000  | 150,000   |
|                                  | Maan National High School  | 816,000            | 469,000   | 1,285,000  | 150,000   |
|                                  | Malaya National High School - Banga National High School Annex                 | 4,594,000          | 685,000   | 5,279,000  | 236,000   |
|                                  | Mangilala Integrated School  | 2,915,000          | 340,000   | 3,255,000  |           |
|                                  | Naci Integrated School   | 4,251,000          | 588,000   | 4,839,000  | 161,000   |
|                                  | Ned National High School   | 5,777,000          | 542,000   | 6,319,000  | 169,000   |
|                                  | New Dumangas National High School  | 11,378,000         | 913,000   | 12,291,000 | 232,000   |
|                                  | New Lambunao Integrated School   | 4,251,000          | 577,000   | 4,828,000  | 200,000   |
|                                  | New Tupi Integrated School   | 810,000            | 280,000   | 1,090,000  |           |
|                                  | Odos Angkoy Integrated School  |                    | 288,000   | 288,000    |           |
|                                  | Palakasam Integrated School  | 810,000            | 351,000   | 1,161,000  |           |
|                                  | Palo 19 National High School   | 417,000            | 280,000   | 697,000    |           |
|                                  | Panay National High School   | 12,242,000         | 938,000   | 13,180,000 | 254,000   |
|                                  | Poblacion Polomolok National High School                                       | 53,687,000         | 3,339,000 | 57,026,000 | 1,806,000 |

| REGION / SDO / SECONDARY SCHOOLS |   | JUNIOR HIGH SCHOOL |            |             | SENIOR HS  |
|----------------------------------|---|--------------------|------------|-------------|------------|
|                                  |   | PS                 | MOOE       | TOTAL       | MOOE       |
|                                  | Poblacion Polomolok National High School - Pablo Valencia Annex       | 6,678,000          | 918,000    | 7,596,000   | 378,000    |
|                                  | Polo Integrated School  | 810,000            | 279,000    | 1,089,000   |            |
|                                  | Polomolok Creek Integrated School                                     | 1,619,000          | 425,000    | 2,044,000   | 150,000    |
|                                  | Polonuling National High School                                       | 26,973,000         | 1,363,000  | 28,336,000  | 447,000    |
|                                  | Polonuling National High School - Kablon Campus                       | 1,678,000          | 727,000    | 2,405,000   | 250,000    |
|                                  | Polonuling National High School - Miasong Campus                      | 1,239,000          | 605,000    | 1,844,000   | 215,000    |
|                                  | Polonuling National High School - Simbo Campus                        | 1,300,000          | 529,000    | 1,829,000   | 263,000    |
|                                  | Pulo Subong Integrated School   | 2,851,000          | 440,000    | 3,291,000   | 150,000    |
|                                  | Rang-Ay Integrated School   | 5,018,000          | 560,000    | 5,578,000   | 357,000    |
|                                  | Rizal (Bo. 3) National High School                                    | 409,000            | 504,000    | 913,000     | 150,000    |
|                                  | Salacafe Integrated School  | 1,619,000          | 428,000    | 2,047,000   |            |
|                                  | San Jose National High School   | 12,333,000         | 949,000    | 13,282,000  | 284,000    |
|                                  | San Jose National High School - Lapuz National High School Annex      | 3,115,000          | 538,000    | 3,653,000   | 150,000    |
|                                  | San Miguel National High School                                       | 15,465,000         | 1,006,000  | 16,471,000  | 399,000    |
|                                  | San Vicente National High School                                      | 876,000            | 775,000    | 1,651,000   | 298,000    |
|                                  | Sergio L. Legayda National High School                                | 1,263,000          | 588,000    | 1,851,000   | 248,000    |
|                                  | Silway 8 National High School   | 28,448,000         | 2,210,000  | 30,658,000  | 1,189,000  |
|                                  | Simsiman IS   | 403,000            | 303,000    | 706,000     |            |
|                                  | Surallah National High School   | 15,591,000         | 1,084,000  | 16,675,000  | 467,000    |
|                                  | Tablu National High School - Tampakan National High School Annex      | 1,684,000          | 423,000    | 2,107,000   | 150,000    |
|                                  | Tacub Integrated School   | 2,457,000          | 309,000    | 2,766,000   |            |
|                                  | Talahik IS  | 403,000            | 248,000    | 651,000     |            |
|                                  | Talisay Integrated School   | 8,736,000          | 678,000    | 9,414,000   | 268,000    |
|                                  | Talufo Integrated School  | 3,341,000          | 545,000    | 3,886,000   | 150,000    |
|                                  | Tampakan National High School   | 37,435,000         | 2,266,000  | 39,701,000  | 1,151,000  |
|                                  | Tampakan National High School - Danlag Campus                         | 2,097,000          | 409,000    | 2,506,000   | 150,000    |
|                                  | Tampakan National High School - Lampitak Campus                       | 3,843,000          | 606,000    | 4,449,000   | 163,000    |
|                                  | Tantangan National High School  | 16,065,000         | 1,210,000  | 17,275,000  | 663,000    |
|                                  | Tantangan National Trade High School                                  | 15,620,000         | 1,195,000  | 16,815,000  | 213,000    |
|                                  | Tapok Integrated School   | 403,000            | 319,000    | 722,000     |            |
|                                  | Tboli Sbu Senior High School  |                    |            |             | 481,000    |
|                                  | Upper Klinan National High School                                     | 23,707,000         | 1,162,000  | 24,869,000  | 255,000    |
|                                  | Upper Klinan National High School - Landan Campus                     | 7,089,000          | 979,000    | 8,068,000   | 429,000    |
|                                  | Upper Klinan National High School - Palkan Annex                      | 3,801,000          | 504,000    | 4,305,000   | 150,000    |
|                                  | Upper Maculan National High School                                    | 417,000            | 585,000    | 1,002,000   | 179,000    |
|                                  | Upper Sepaka Integrated School  | 810,000            | 330,000    | 1,140,000   |            |
|                                  | Upper Tantangan IS  | 403,000            | 251,000    | 654,000     |            |
|                                  | Viray-Lising Integrated School  |                    | 233,000    | 233,000     |            |
|                                  |   |                    |            |             |            |
|                                  | Division of Sultan Kudarat  | 379,248,000        | 43,627,000 | 422,875,000 | 11,726,000 |
|                                  | Division Office - Proper  | 8,161,000          |            | 8,161,000   |            |
|                                  | Antong Integrated School  | 3,646,000          | 518,000    | 4,164,000   |            |
|                                  | Artemio L. Martin Integrated School                                   | 1,214,000          | 373,000    | 1,587,000   | 150,000    |
|                                  | Bagumbayan National High School - Biwang Annex                        | 15,704,000         | 1,204,000  | 16,908,000  | 442,000    |
|                                  | Bagumbayan National High School - Kapaya Annex                        | 8,694,000          | 710,000    | 9,404,000   | 231,000    |
|                                  | Bagumbayan National High School - Masiag Annex                        | 847,000            | 455,000    | 1,302,000   | 150,000    |
|                                  | Bagumbayan National High School - Sumilil Annex                       |                    | 285,000    | 285,000     | 150,000    |
|                                  | Baluan National High School   | 403,000            | 524,000    | 927,000     | 177,000    |
|                                  | Bolebok Integrated School   | 1,214,000          | 347,000    | 1,561,000   | 150,000    |
|                                  | Bongo-Bongo Integrated School   | 403,000            | 245,000    | 648,000     |            |
|                                  | Busok National High School  | 12,837,000         | 952,000    | 13,789,000  | 389,000    |
|                                  | Capitan Integrated School   | 810,000            | 326,000    | 1,136,000   |            |
|                                  | Chua Integrated School  | 2,429,000          | 356,000    | 2,785,000   |            |
|                                  | Dante Integrated School   | 4,055,000          | 467,000    | 4,522,000   | 150,000    |
|                                  | Datu Bak-Bak Apang Integrated School                                  |                    | 194,000    | 194,000     |            |
|                                  | Datu Etang Integrated School  | 2,023,000          | 324,000    | 2,347,000   | 150,000    |
|                                  | Datu Ina Capitan Integrated School                                    |                    | 193,000    | 193,000     |            |
|                                  | Datu Ito Andong Integrated School                                     | 403,000            | 244,000    | 647,000     |            |
|                                  | Datu Malayat Integrated School  | 403,000            | 278,000    | 681,000     |            |
|                                  | Dona Catalina Integrated School                                       | 1,214,000          | 332,000    | 1,546,000   |            |
|                                  | Dumolol Integrated School   |                    | 303,000    | 303,000     |            |
|                                  | E. Arcaño Memorial National High School (Basak National High School)  | 10,790,000         | 939,000    | 11,729,000  | 319,000    |
|                                  | Esperanza National High School - Salumping National High School Annex | 810,000            | 474,000    | 1,284,000   | 150,000    |

| REGION / SDO / SECONDARY SCHOOLS |   | JUNIOR HIGH SCHOOL |           |            | SENIOR HS |
|----------------------------------|---|--------------------|-----------|------------|-----------|
|                                  |   | PS                 | MOOE      | TOTAL      | MOOE      |
|                                  | Estrella Integrated School  | 810,000            | 309,000   | 1,119,000  |           |
|                                  | Hinalaan Integrated School  |                    | 240,000   | 240,000    |           |
|                                  | Imam Adil Memorial Integrated School  | 810,000            | 332,000   | 1,142,000  |           |
|                                  | Isuko Integrated School   | 810,000            | 318,000   | 1,128,000  | 150,000   |
|                                  | Kabulanan Integrated School   | 1,214,000          | 328,000   | 1,542,000  |           |
|                                  | Kalamansig National High School   | 46,322,000         | 2,721,000 | 49,043,000 | 1,442,000 |
|                                  | Kalamansig National High School - Annex B   |                    | 347,000   | 347,000    | 150,000   |
|                                  | Kalamansig National High School - Sabanal HS Annex                                  |                    | 337,000   | 337,000    | 150,000   |
|                                  | Kalanawe II National High School  | 10,616,000         | 941,000   | 11,557,000 | 348,000   |
|                                  | Keytodac National High School   | 6,697,000          | 743,000   | 7,440,000  | 158,000   |
|                                  | Kilbog Integrated School  |                    | 224,000   | 224,000    |           |
|                                  | Kolong-Kolong Integrated School   | 810,000            | 310,000   | 1,120,000  |           |
|                                  | Laguilayan National High School - Sultan Ali Akbar Sinegayan High School Annex      | 907,000            | 377,000   | 1,284,000  | 150,000   |
|                                  | Lambayong National High School (Mariano Marcos) - Pimbalayan High School Annex      | 5,914,000          | 882,000   | 6,796,000  | 202,000   |
|                                  | Langali Integrated School   | 4,451,000          | 520,000   | 4,971,000  |           |
|                                  | Langgal National High School  | 18,911,000         | 826,000   | 19,737,000 | 150,000   |
|                                  | Langgal National High School - Bugso National High School Annex                     |                    | 310,000   | 310,000    |           |
|                                  | Langgal National High School - Datu Ampak U. Kawan Annex                            | 467,000            | 495,000   | 962,000    | 150,000   |
|                                  | Langgal National High School - Gapok Annex  | 7,295,000          | 761,000   | 8,056,000  | 234,000   |
|                                  | Langgal National High School - Sewod Annex  |                    | 368,000   | 368,000    | 150,000   |
|                                  | Lebak National High School  | 15,746,000         | 902,000   | 16,648,000 | 259,000   |
|                                  | Lebak National High School - Mangudadatu Annex                                      | 816,000            | 487,000   | 1,303,000  | 150,000   |
|                                  | Legodon Integrated School   | 403,000            | 233,000   | 636,000    |           |
|                                  | Limulan Integrated School   | 1,214,000          | 324,000   | 1,538,000  |           |
|                                  | Madanding National High School  | 6,843,000          | 577,000   | 7,420,000  | 150,000   |
|                                  | Maligaya Integrated School  | 2,027,000          | 424,000   | 2,451,000  |           |
|                                  | Maligaya National High School   | 9,588,000          | 712,000   | 10,300,000 | 220,000   |
|                                  | Mamali National High School   | 9,437,000          | 719,000   | 10,156,000 | 271,000   |
|                                  | Mamansual Abdul National High School (Palimbang National High School - Kraan Annex) | 403,000            | 531,000   | 934,000    | 156,000   |
|                                  | Manirub Integrated School   | 1,619,000          | 340,000   | 1,959,000  |           |
|                                  | Marawir Integrated School   | 1,619,000          | 330,000   | 1,949,000  | 150,000   |
|                                  | Mayo Integrated School  | 1,214,000          | 488,000   | 1,702,000  |           |
|                                  | Midtungok Integrated School   | 1,214,000          | 324,000   | 1,538,000  |           |
|                                  | Milbuk National High School   | 21,669,000         | 1,592,000 | 23,261,000 | 663,000   |
|                                  | New Natividad Integrated School   | 403,000            | 285,000   | 688,000    |           |
|                                  | New Panay National High School  | 10,280,000         | 738,000   | 11,018,000 | 255,000   |
|                                  | New Pangasinan National High School   | 8,638,000          | 665,000   | 9,303,000  | 181,000   |
|                                  | Nuling Integrated School  | 403,000            | 271,000   | 674,000    |           |
|                                  | Palavilla Integrated School   | 1,619,000          | 408,000   | 2,027,000  | 150,000   |
|                                  | Palimbang National High School  | 30,259,000         | 1,864,000 | 32,123,000 | 768,000   |
|                                  | Palimbang National High School - Kalibuhan Annex                                    |                    | 333,000   | 333,000    | 150,000   |
|                                  | Palumbe Integrated School   |                    | 372,000   | 372,000    |           |
|                                  | Pigel integrated School   | 810,000            | 231,000   | 1,041,000  |           |
|                                  | Plamango Integrated School  | 2,841,000          | 424,000   | 3,265,000  | 150,000   |
|                                  | President Quirino National High School - C. Mangilala High School                   |                    | 473,000   | 473,000    | 227,000   |
|                                  | Purikay National High School  | 12,276,000         | 965,000   | 13,241,000 | 245,000   |
|                                  | Salabaca National High School   | 9,949,000          | 705,000   | 10,654,000 | 213,000   |
|                                  | Sangay National High School   | 5,861,000          | 585,000   | 6,446,000  | 163,000   |
|                                  | Sen. Ninoy Aquino High School   | 14,185,000         | 1,231,000 | 15,416,000 | 458,000   |
|                                  | Sigayan Integrated School   |                    | 323,000   | 323,000    |           |
|                                  | Sta. Clara National High School   | 8,856,000          | 637,000   | 9,493,000  | 254,000   |
|                                  | Sultan Sinanggayan Integrated School  | 2,036,000          | 329,000   | 2,365,000  | 150,000   |
|                                  | Sultan Tibong Bote Integrated School  |                    | 197,000   | 197,000    |           |
|                                  | Tagadtal Integrated School  | 810,000            | 365,000   | 1,175,000  |           |
|                                  | Tapudi Integrated School  | 5,275,000          | 642,000   | 5,917,000  | 150,000   |
|                                  | Telafas National High School - Datalblao National High School Annex                 | 813,000            | 387,000   | 1,200,000  |           |
|                                  | Tibong-Tibong Integrated School   | 403,000            | 253,000   | 656,000    |           |
|                                  | Tran National High School   | 6,005,000          | 542,000   | 6,547,000  | 151,000   |
|                                  | Upper Bunawan Integrated School   | 810,000            | 311,000   | 1,121,000  |           |
|                                  | Zeneben Integrated School   | 810,000            | 376,000   | 1,186,000  |           |
|                                  | Division of Tacurong City   | 37,608,000         | 3,487,000 | 41,095,000 | 1,120,000 |



| REGION / SDO / SECONDARY SCHOOLS |  |  | JUNIOR HIGH SCHOOL |             |               | SENIOR HS  |
|----------------------------------|--|--|--------------------|-------------|---------------|------------|
|                                  |  |  | PS                 | MOOE        | TOTAL         | MOOE       |
|                                  |  | Division Office - Proper   | 644,000            |             | 644,000       |            |
|                                  |  | Apolinario S. Bernardo Memorial National High School                 | 11,124,000         | 789,000     | 11,913,000    | 323,000    |
|                                  |  | Rajah Muda National High School                                      | 6,996,000          | 597,000     | 7,593,000     | 150,000    |
|                                  |  | San Emmanuel National High School                                    | 18,028,000         | 1,077,000   | 19,105,000    | 497,000    |
|                                  |  | San Pablo National High School                                       |                    | 531,000     | 531,000       | 150,000    |
|                                  |  | Upper Katungal National High School                                  | 816,000            | 493,000     | 1,309,000     |            |
|                                  |  |  |                    |             |               |            |
| Region XIII - CARAGA             |  |  | 1,279,476,000      | 165,797,000 | 1,445,273,000 | 55,014,000 |
|                                  |  |  |                    |             |               |            |
|                                  |  | Division of Agusan del Norte   | 248,490,000        | 24,715,000  | 273,205,000   | 9,561,000  |
|                                  |  |  |                    |             |               |            |
|                                  |  | Division Office - Proper   | 4,162,000          |             | 4,162,000     |            |
|                                  |  | Abilan Integrated School   |                    | 439,000     | 439,000       | 150,000    |
|                                  |  | Agong-ong Integrated School  |                    | 442,000     | 442,000       | 150,000    |
|                                  |  | Balangbalang Integrated School                                       |                    | 568,000     | 568,000       | 179,000    |
|                                  |  | Bangonay National High School  |                    | 440,000     | 440,000       | 150,000    |
|                                  |  | Buenavista National High School                                      | 62,748,000         | 2,659,000   | 65,407,000    | 788,000    |
|                                  |  | Buenavista West SPED Integrated School                               |                    | 857,000     | 857,000       | 158,000    |
|                                  |  | Cahayagan Integrated School  |                    | 447,000     | 447,000       | 167,000    |
|                                  |  | Culit Integrated School  |                    | 424,000     | 424,000       | 150,000    |
|                                  |  | Cuyago National High School  | 14,042,000         | 874,000     | 14,916,000    | 254,000    |
|                                  |  |  |                    |             |               |            |
|                                  |  | Dofia Rosario National High School (Tubay National High School)      |                    | 499,000     | 499,000       | 150,000    |
|                                  |  | Durian National High School  | 14,574,000         | 766,000     | 15,340,000    | 150,000    |
|                                  |  | Durian National High School - Casiklan National High School Annex    |                    | 443,000     | 443,000       | 150,000    |
|                                  |  | Durian National High School - Lawan-Lawan National High School Annex |                    | 291,000     | 291,000       | 150,000    |
|                                  |  | E.G. Montilla Integrated School                                      |                    | 586,000     | 586,000       | 163,000    |
|                                  |  | F.S. Omayana Integrated School                                       |                    | 315,000     | 315,000       | 150,000    |
|                                  |  | Guinabsan National High School - Sangay National High School Annex   |                    | 460,000     | 460,000       | 247,000    |
|                                  |  | Guinabsan National High School - Simbalan National High School Annex |                    | 572,000     | 572,000       | 200,000    |
|                                  |  | Hinandayan Integrated School   |                    | 356,000     | 356,000       | 150,000    |
|                                  |  | Jabonga National High School   | 15,929,000         | 1,090,000   | 17,019,000    | 516,000    |
|                                  |  | Jaliobong National High School                                       | 8,890,000          | 687,000     | 9,577,000     | 211,000    |
|                                  |  | Kitcharao National High School                                       | 17,560,000         | 1,401,000   | 18,961,000    | 745,000    |
|                                  |  | Lekda Integrated School  |                    | 291,000     | 291,000       | 150,000    |
|                                  |  | Lingayao National High School  | 6,306,000          | 600,000     | 6,906,000     | 170,000    |
|                                  |  | Magdagooc National High School                                       | 7,733,000          | 575,000     | 8,308,000     | 150,000    |
|                                  |  | Manapa II Integrated School  |                    | 392,000     | 392,000       | 150,000    |
|                                  |  | Maningalao National High School                                      | 4,047,000          | 431,000     | 4,478,000     | 150,000    |
|                                  |  | Manoligao Integrated School  |                    | 329,000     | 329,000       | 150,000    |
|                                  |  | Marcos Calo National High School                                     | 7,918,000          | 684,000     | 8,602,000     | 167,000    |
|                                  |  | Mat-i National High School   | 14,371,000         | 906,000     | 15,277,000    | 337,000    |
|                                  |  | Nasipit National High School   | 11,022,000         | 714,000     | 11,736,000    | 238,000    |
|                                  |  | Pupotsan National High School  |                    | 308,000     | 308,000       | 150,000    |
|                                  |  | Rizal Integrated School  |                    | 436,000     | 436,000       | 243,000    |
|                                  |  | San Vicente Integrated School  | 2,904,000          | 442,000     | 3,346,000     | 150,000    |
|                                  |  | Santiago National High School  | 18,399,000         | 1,469,000   | 19,868,000    | 651,000    |
|                                  |  | Tinigbasan National High School                                      | 5,189,000          | 454,000     | 5,643,000     | 150,000    |
|                                  |  | Tubay National High School   | 22,719,000         | 1,276,000   | 23,995,000    | 420,000    |
|                                  |  | Vinapor National High School   | 9,977,000          | 792,000     | 10,769,000    | 261,000    |
|                                  |  | SHS in Carmen, Agusan Del Norte                                      |                    |             |               | 746,000    |

| REGION / SDO / SECONDARY SCHOOLS |  | JUNIOR HIGH SCHOOL |            |             | SENIOR HS  |
|----------------------------------|--|--------------------|------------|-------------|------------|
|                                  |  | PS                 | MOOE       | TOTAL       | MOOE       |
|                                  |  |                    |            |             |            |
|                                  | Division of Agusan del Sur   | 305,074,000        | 41,110,000 | 346,184,000 | 10,543,000 |
|                                  | Division Office - Proper   | 7,325,000          |            | 7,325,000   |            |
|                                  | Agusan del Sur National Science High School                                | 5,896,000          | 600,000    | 6,496,000   | 365,000    |
|                                  | Alegria National High School   |                    | 245,000    | 245,000     |            |
|                                  | Angas Integrated School  |                    | 433,000    | 433,000     |            |
|                                  | Anislagan National High School   | 5,198,000          | 453,000    | 5,651,000   | 150,000    |
|                                  | Anolingán Integrated School  |                    | 252,000    | 252,000     |            |
|                                  | Aurora National High School  | 8,522,000          | 525,000    | 9,047,000   | 150,000    |
|                                  | Balobo Integrated School   |                    | 259,000    | 259,000     |            |
|                                  | Bayugan 3 National High School   | 12,626,000         | 1,122,000  | 13,748,000  | 404,000    |
|                                  | Bayugan II National High School  | 8,568,000          | 564,000    | 9,132,000   | 176,000    |
|                                  | Bentahon Integrated School   |                    | 273,000    | 273,000     |            |
|                                  | Binucayan National High School   | 11,497,000         | 872,000    | 12,369,000  | 284,000    |
|                                  | Binucayan National High School - Johnson Integrated School                 |                    | 416,000    | 416,000     | 150,000    |
|                                  | Caimpugan Integrated School  |                    | 327,000    | 327,000     |            |
|                                  | Cebolin High School Annex  |                    | 309,000    | 309,000     |            |
|                                  | Cecilia National High School   | 6,607,000          | 526,000    | 7,133,000   | 150,000    |
|                                  | Coalicion Integrated School  |                    | 271,000    | 271,000     |            |
|                                  | Das-Agan National High School  |                    | 294,000    | 294,000     |            |
|                                  | Del Monte National High School - Causwagan Integrated School               | 5,667,000          | 554,000    | 6,221,000   | 150,000    |
|                                  | Del Monte National High School - Corpuz Extension Integrated School        |                    | 402,000    | 402,000     | 150,000    |
|                                  | Esperanza National High School - Catmonon Integrated School                | 4,850,000          | 499,000    | 5,349,000   | 150,000    |
|                                  | Esperanza National High School - Hawilian National High School Annex       | 7,175,000          | 774,000    | 7,949,000   | 150,000    |
|                                  | Esperanza National High School - Nato Extension Integrated School          | 4,294,000          | 518,000    | 4,812,000   | 150,000    |
|                                  | Esperanza National High School - Salug High School Annex                   | 6,223,000          | 555,000    | 6,778,000   | 150,000    |
|                                  | Esperanza National High School - Sta. Fe Integrated School                 | 4,294,000          | 530,000    | 4,824,000   | 150,000    |
|                                  | Guadalupe National High School   | 10,372,000         | 868,000    | 11,240,000  | 150,000    |
|                                  | Guadalupe National High School - Duangan Extension Integrated School       | 4,059,000          | 528,000    | 4,587,000   | 150,000    |
|                                  | Guadalupe National High School - Oro Extension Integrated School           | 1,689,000          | 458,000    | 2,147,000   | 150,000    |
|                                  | Jose T. Cuyos Sr. II Integrated School                                     |                    | 235,000    | 235,000     |            |
|                                  | Kapatungan National High School  | 6,399,000          | 565,000    | 6,964,000   | 150,000    |
|                                  | Kasapa National High School  | 12,545,000         | 424,000    | 12,969,000  | 150,000    |
|                                  | Kasapa National High School - Waloe NHS Annex                              |                    | 406,000    | 406,000     | 150,000    |
|                                  | Katipunan National High School   |                    | 342,000    | 342,000     |            |
|                                  | Kolambugan National High School  |                    | 261,000    | 261,000     |            |
|                                  | La Fortuna National High School  | 16,026,000         | 1,109,000  | 17,135,000  | 399,000    |
|                                  | Laminga National High School   | 10,399,000         | 644,000    | 11,043,000  | 150,000    |
|                                  | Lapinigan National High School - Buena Suerte Integrated School            | 5,426,000          | 420,000    | 5,846,000   | 150,000    |
|                                  | Lapinigan National High School - New Visayas Extension                     |                    | 417,000    | 417,000     | 150,000    |
|                                  | Lucena National High School - West Prosperidad Extension Integrated School | 871,000            | 362,000    | 1,233,000   | 150,000    |
|                                  | Maasin Integrated School   |                    | 286,000    | 286,000     |            |
|                                  | Mabuhay National High School   | 6,636,000          | 530,000    | 7,166,000   | 156,000    |
|                                  | Mahayahay Integrated School  |                    | 245,000    | 245,000     |            |
|                                  | Maligaya Integrated School   |                    | 298,000    | 298,000     |            |
|                                  | Manat National High School   | 4,642,000          | 604,000    | 5,246,000   | 150,000    |
|                                  | Marfil National High School  | 3,974,000          | 416,000    | 4,390,000   | 150,000    |
|                                  | New Tubigon High School of Home Industries                                 | 3,534,000          | 341,000    | 3,875,000   | 150,000    |
|                                  | Novele National High School  | 4,937,000          | 539,000    | 5,476,000   | 190,000    |
|                                  | Nueva Gracia Integrated School   |                    | 709,000    | 709,000     | 150,000    |
|                                  | Panagangan National High School  | 10,580,000         | 969,000    | 11,549,000  | 289,000    |
|                                  | Patrocinio Integrated School   |                    | 330,000    | 330,000     |            |
|                                  | Prosperidad National High School - Aurora Integrated School                |                    | 529,000    | 529,000     | 150,000    |
|                                  | Prosperidad National High School - Azpetia Extension (ANSS BA HS)          | 10,839,000         | 851,000    | 11,690,000  | 289,000    |
|                                  | Pulang Lupa National High School   | 7,526,000          | 670,000    | 8,196,000   | 184,000    |
|                                  | San Isidro National High School - Kauswagan HS Annex                       |                    | 470,000    | 470,000     | 150,000    |
|                                  | San Isidro National High School - San Vicente HS Annex                     |                    | 539,000    | 539,000     | 150,000    |
|                                  | San Luis National High School - Balit High School Extension                |                    | 458,000    | 458,000     | 150,000    |
|                                  | San Martin National High School  |                    | 324,000    | 324,000     |            |
|                                  | San Pascual Integrated School  |                    | 349,000    | 349,000     |            |



| REGION / SDO / SECONDARY SCHOOLS |  | JUNIOR HIGH SCHOOL |           |            | SENIOR HS |
|----------------------------------|--|--------------------|-----------|------------|-----------|
|                                  |  | PS                 | MOOE      | TOTAL      | MOOE      |
|                                  | San Pedro Integrated School  |                    | 261,000   | 261,000    |           |
|                                  | San Toribio National High School   |                    | 719,000   | 719,000    | 150,000   |
|                                  | San Vicente National High School   | 8,383,000          | 692,000   | 9,075,000  | 169,000   |
|                                  | Sibagat National High School - Afga Integrated School                                  | 7,826,000          | 735,000   | 8,561,000  | 216,000   |
|                                  | Sibagat National High School - Magsaysay Extension                                     |                    | 442,000   | 442,000    | 150,000   |
|                                  | Sibagat National High School - Padiay Extension  |                    | 374,000   | 374,000    | 165,000   |
|                                  | Singapore Integrated School  |                    | 283,000   | 283,000    |           |
|                                  | Sinobong National High School  | 20,762,000         | 1,045,000 | 21,807,000 | 381,000   |
|                                  | Sta Maria National High School   | 10,784,000         | 784,000   | 11,568,000 | 150,000   |
|                                  | Sta. Irene National High School - San Jose Integrated School                           | 6,118,000          | 567,000   | 6,685,000  | 190,000   |
|                                  | Sta. Josefa National High School - Sayon Barangay High School                          |                    | 547,000   | 547,000    | 190,000   |
|                                  | Sta. Rosa Integrated School  |                    | 225,000   | 225,000    |           |
|                                  | Sto. Tomas National High School - Magaud Integrated School                             | 6,317,000          | 650,000   | 6,967,000  | 167,000   |
|                                  | Talacogon National High School - Buena Gracia Integrated School                        | 4,988,000          | 449,000   | 5,437,000  | 150,000   |
|                                  | Talacogon National High School - Desamparados Extension                                |                    | 425,000   | 425,000    | 150,000   |
|                                  | Talacogon National High School - Labnig Integrated School                              | 3,915,000          | 571,000   | 4,486,000  | 179,000   |
|                                  | Talacogon National High School - Maharlika Integrated School                           |                    | 366,000   | 366,000    | 150,000   |
|                                  | Talacogon National High School - Marbon Integrated School                              | 3,596,000          | 409,000   | 4,005,000  | 150,000   |
|                                  | Talacogon National High School - Sabang Integrated School                              |                    | 380,000   | 380,000    | 150,000   |
|                                  | Tapaz Integrated School  |                    | 371,000   | 371,000    |           |
|                                  | Trento National High School - Salvacion Integrated School                              | 3,455,000          | 594,000   | 4,049,000  | 150,000   |
|                                  | Trento National High School - San Isidro Integrated School                             | 6,748,000          | 482,000   | 7,230,000  | 150,000   |
|                                  | Trento National High School - San Roque Integrated School                              | 2,986,000          | 385,000   | 3,371,000  | 150,000   |
|                                  | Tumalog National High School   |                    | 260,000   | 260,000    |           |
|                                  | Ulanguan National High School  |                    | 309,000   | 309,000    |           |
|                                  | Veruela National High School Annex - Nueva Era High School                             |                    | 460,000   | 460,000    | 150,000   |
|                                  | Wasian Integrated School   |                    | 256,000   | 256,000    |           |
|                                  |  |                    |           |            |           |
|                                  | Division of Bayugan City   | 14,249,000         | 2,969,000 | 17,218,000 | 2,879,000 |
|                                  | Division Office - Proper   | 289,000            |           | 289,000    |           |
|                                  | Bayugan City Senior High School (Stand Alone)  |                    |           |            | 2,358,000 |
|                                  | Bayugan National Comprehensive High School - Magkiankang Integrated School             | 3,346,000          | 547,000   | 3,893,000  |           |
|                                  | Berseba National High School Annex (San Juan National High School - Berseba NHS Annex) | 1,226,000          | 407,000   | 1,633,000  |           |
|                                  | Marcelina National High School - Mount Olive National High School Annex                | 1,537,000          | 380,000   | 1,917,000  | 192,000   |
|                                  | Mount Carmel National High School  | 6,113,000          | 439,000   | 6,552,000  | 150,000   |
|                                  | Noli National High School - Calaitain National High School Annex                       | 1,738,000          | 692,000   | 2,430,000  | 179,000   |
|                                  | San Agustin National High School   |                    | 241,000   | 241,000    |           |
|                                  | Victoriana Peling Tagbe National High School   |                    | 263,000   | 263,000    |           |
|                                  |  |                    |           |            |           |
|                                  | Division of Bislig City  | 61,555,000         | 6,703,000 | 68,258,000 | 1,668,000 |
|                                  | Division Office - Proper   | 1,120,000          |           | 1,120,000  |           |
|                                  | Bucto National High School   | 3,770,000          | 389,000   | 4,159,000  | 204,000   |
|                                  | Coletto Integrated School  | 467,000            | 336,000   | 803,000    |           |
|                                  | Danipas National High School   | 5,373,000          | 437,000   | 5,810,000  |           |
|                                  | Labisma Integrated School  | 403,000            | 306,000   | 709,000    |           |
|                                  | Mabog National High School   | 7,112,000          | 693,000   | 7,805,000  | 243,000   |
|                                  | Maharlika National High School   | 9,301,000          | 735,000   | 10,036,000 | 284,000   |
|                                  | Mone National High School  | 4,231,000          | 435,000   | 4,666,000  |           |
|                                  | Pamaypayan Integrated School   |                    | 286,000   | 286,000    |           |
|                                  | San Fernando Integrated School   | 403,000            | 332,000   | 735,000    |           |
|                                  | San Isidro National High School  | 6,188,000          | 532,000   | 6,720,000  |           |
|                                  | San Jose National High School  | 6,117,000          | 539,000   | 6,656,000  | 150,000   |
|                                  | San Vicente National High School   | 5,070,000          | 511,000   | 5,581,000  | 150,000   |
|                                  | Sikahoy National High School   | 3,842,000          | 393,000   | 4,235,000  | 150,000   |
|                                  | Sta. Cruz National High School   | 4,303,000          | 380,000   | 4,683,000  |           |
|                                  | Tumanan National High School   | 3,855,000          | 399,000   | 4,254,000  |           |
|                                  | Stand Alone Senior High School   |                    |           |            | 487,000   |

| REGION / SDO / SECONDARY SCHOOLS |  |  | JUNIOR HIGH SCHOOL |            |             | SENIOR HS |
|----------------------------------|--|--|--------------------|------------|-------------|-----------|
|                                  |  |  | PS                 | MOOE       | TOTAL       | MOOE      |
|                                  |  |  |                    |            |             |           |
|                                  |  |  |                    |            |             |           |
|                                  |  | Division of Butuan City  | 168,031,000        | 16,717,000 | 184,748,000 | 4,857,000 |
|                                  |  | Division Office - Proper                                       | 2,449,000          |            | 2,449,000   |           |
|                                  |  | Alviola Integrated School                                      |                    | 768,000    | 768,000     | 169,000   |
|                                  |  | Ambago Integrated School                                       |                    | 299,000    | 299,000     |           |
|                                  |  | Ampayon National High School                                   | 21,908,000         | 1,223,000  | 23,131,000  | 255,000   |
|                                  |  | Anticala National High School                                  | 13,890,000         | 968,000    | 14,858,000  | 286,000   |
|                                  |  | Aupagan National High School                                   | 6,974,000          | 413,000    | 7,387,000   | 150,000   |
|                                  |  | Bagong Silang Integrated School                                | 6,173,000          | 573,000    | 6,746,000   | 150,000   |
|                                  |  | Bancasi Integrated School                                      |                    | 260,000    | 260,000     |           |
|                                  |  | Baobaoan Integrated School                                     |                    | 217,000    | 217,000     |           |
|                                  |  | Basag Integrated School  | 4,825,000          | 333,000    | 5,158,000   | 150,000   |
|                                  |  | Bilay National High School                                     | 4,264,000          | 435,000    | 4,699,000   | 150,000   |
|                                  |  | Bugsukan Integrated School                                     |                    | 339,000    | 339,000     | 150,000   |
|                                  |  | Butuan City Senior High School Stand Alone                     |                    |            |             | 620,000   |
|                                  |  | Cabcabon Integrated School                                     | 4,540,000          | 303,000    | 4,843,000   | 150,000   |
|                                  |  | Consuelo National High School                                  | 3,645,000          | 491,000    | 4,136,000   | 150,000   |
|                                  |  | Doongan Integrated School                                      |                    | 385,000    | 385,000     |           |
|                                  |  | Florida National High School                                   | 6,967,000          | 556,000    | 7,523,000   | 181,000   |
|                                  |  | Kinamlutan National High School                                | 20,197,000         | 936,000    | 21,133,000  | 150,000   |
|                                  |  | La Soledad National High School                                | 5,869,000          | 321,000    | 6,190,000   | 150,000   |
|                                  |  | La Trinidad Integrated School                                  |                    | 433,000    | 433,000     | 167,000   |
|                                  |  | Maguinda National High School                                  | 9,373,000          | 691,000    | 10,064,000  | 225,000   |
|                                  |  | Mahay Integrated School  |                    | 433,000    | 433,000     | 150,000   |
|                                  |  | Maibu Integrated School  | 5,245,000          | 485,000    | 5,730,000   | 150,000   |
|                                  |  | Manila de Bugabos Integrated School                            | 4,735,000          | 275,000    | 5,010,000   | 150,000   |
|                                  |  | Maon Integrated School   |                    | 350,000    | 350,000     |           |
|                                  |  | Pareja Integrated School                                       |                    | 407,000    | 407,000     | 150,000   |
|                                  |  | Pedro B. Duncano Integrated School                             | 9,894,000          | 688,000    | 10,582,000  | 200,000   |
|                                  |  | Pigdaulan National High School                                 | 26,497,000         | 1,163,000  | 27,660,000  | 353,000   |
|                                  |  | Pinamanculan National High School                              | 5,216,000          | 567,000    | 5,783,000   | 150,000   |
|                                  |  | Riverside Integrated School                                    |                    | 541,000    | 541,000     |           |
|                                  |  | Salvacion Integrated School                                    |                    | 222,000    | 222,000     |           |
|                                  |  | Sumile National High School                                    | 5,370,000          | 541,000    | 5,911,000   | 151,000   |
|                                  |  | Tagabaca Integrated School                                     |                    | 233,000    | 233,000     |           |
|                                  |  | Tagkiling Tribal Integrated School                             |                    | 310,000    | 310,000     | 150,000   |
|                                  |  | Villa Kanangga Integrated School                               |                    | 277,000    | 277,000     |           |
|                                  |  | West Central Integrated School                                 |                    | 281,000    | 281,000     |           |
|                                  |  |  |                    |            |             |           |
|                                  |  | Division of Cabadbaran City                                    | 33,368,000         | 4,094,000  | 37,462,000  | 1,094,000 |
|                                  |  | Division Office - Proper                                       | 713,000            |            | 713,000     |           |
|                                  |  | Calamba National High School                                   | 32,655,000         | 1,237,000  | 33,892,000  | 309,000   |
|                                  |  | Chief Justice Ramon Avancena Integrated School                 |                    | 240,000    | 240,000     |           |
|                                  |  | Del Pilar Integrated School                                    |                    | 554,000    | 554,000     | 150,000   |
|                                  |  | Francisco C. Jongko National High School                       |                    | 244,000    | 244,000     |           |
|                                  |  | La Union Integrated School                                     |                    | 606,000    | 606,000     |           |
|                                  |  | La Union Senior High School (Stand Alone)                      |                    |            |             | 485,000   |
|                                  |  | Lusong National High School                                    |                    | 246,000    | 246,000     |           |
|                                  |  | Mahaba Integrated School                                       |                    | 242,000    | 242,000     |           |
|                                  |  | Norcaces Integrated School (Evening Opportunity High School)   |                    | 275,000    | 275,000     |           |
|                                  |  | Putting Bato National High School                              |                    | 450,000    | 450,000     | 150,000   |
|                                  |  |  |                    |            |             |           |
|                                  |  | Division of Dinagat Island                                     | 68,986,000         | 10,177,000 | 79,163,000  | 3,711,000 |
|                                  |  | Division Office - Proper                                       | 1,514,000          |            | 1,514,000   |           |
|                                  |  |  |                    |            |             |           |
|                                  |  | Albor National High School - Osmeña National High School Annex | 1,284,000          | 383,000    | 1,667,000   | 150,000   |
|                                  |  | Cab-Ilan National High School                                  | 2,126,000          | 388,000    | 2,514,000   |           |
|                                  |  | Cuarenta National High School                                  | 2,978,000          | 409,000    | 3,387,000   | 150,000   |
|                                  |  | Del Pilar National High School                                 | 6,209,000          | 411,000    | 6,620,000   | 150,000   |
|                                  |  | Doña Helene National High School                               |                    | 328,000    | 328,000     |           |
|                                  |  | Edera National High School                                     | 906,000            | 337,000    | 1,243,000   | 150,000   |
|                                  |  | General Aguinaldo National High School                         |                    | 382,000    | 382,000     |           |
|                                  |  | Jade B. Ecleo-Aurelio Memorial National High School            | 1,764,000          | 646,000    | 2,410,000   | 190,000   |
|                                  |  | Llamera National High School                                   | 883,000            | 395,000    | 1,278,000   | 150,000   |
|                                  |  | Loreto National High School                                    |                    |            |             | 664,000   |
|                                  |  | Malinao National High School                                   | 4,242,000          | 423,000    | 4,665,000   | 150,000   |
|                                  |  | Melgar National High School                                    | 4,728,000          | 416,000    | 5,144,000   | 150,000   |

| REGION / SDO / SECONDARY SCHOOLS |  |   | JUNIOR HIGH SCHOOL |           |            | SENIOR HS |
|----------------------------------|--|---|--------------------|-----------|------------|-----------|
|                                  |  |   | PS                 | MOOE      | TOTAL      | MOOE      |
|                                  |  | New Nazareth National High School   | 1,223,000          | 427,000   | 1,650,000  | 150,000   |
|                                  |  | Panamaon National High School Annex   | 1,717,000          | 395,000   | 2,112,000  |           |
|                                  |  | Plaridel National High School   | 7,316,000          | 529,000   | 7,845,000  | 150,000   |
|                                  |  | Primitivo J. Ebol Memorial National High School (Lapus Magsaysay National High School)                | 938,000            | 387,000   | 1,325,000  | 150,000   |
|                                  |  | Rizal National High School  | 6,076,000          | 369,000   | 6,445,000  | 150,000   |
|                                  |  | Rizal National High School - Puerto Princesa - Moleta NHS Annex                                       | 1,873,000          | 393,000   | 2,266,000  | 150,000   |
|                                  |  | Roma National High School   |                    | 222,000   | 222,000    |           |
|                                  |  | Rosita National High School   | 3,675,000          | 402,000   | 4,077,000  | 150,000   |
|                                  |  | San Jose National High School   | 7,295,000          | 611,000   | 7,906,000  | 199,000   |
|                                  |  | Sering National High School   | 7,054,000          | 534,000   | 7,588,000  | 192,000   |
|                                  |  | Tag-Abaca National High School - Rita Glenda NHS Annex  | 1,747,000          | 374,000   | 2,121,000  | 150,000   |
|                                  |  | Tubajon National High School - Mabini National High School Annex                                      | 1,749,000          | 365,000   | 2,114,000  | 150,000   |
|                                  |  | Valencia National High School   | 1,689,000          | 651,000   | 2,340,000  | 216,000   |
|                                  |  |   |                    |           |            |           |
|                                  |  | Division of Siargao   | 72,507,000         | 8,159,000 | 80,666,000 | 2,632,000 |
|                                  |  | Division Office - Proper  | 1,182,000          |           | 1,182,000  |           |
|                                  |  | Alegria National High School - Annex  | 1,320,000          | 352,000   | 1,672,000  | 150,000   |
|                                  |  | Burgos National High School   | 8,565,000          | 613,000   | 9,178,000  | 218,000   |
|                                  |  | Caridad National High School  | 3,511,000          | 403,000   | 3,914,000  | 150,000   |
|                                  |  | Consolacion National High School  | 5,868,000          | 539,000   | 6,407,000  | 161,000   |
|                                  |  | Dagohoy National High School - Annex  |                    | 334,000   | 334,000    |           |
|                                  |  | Gen. Luna National High School - Consuelo National High School Annex                                  |                    | 361,000   | 361,000    |           |
|                                  |  |   |                    |           |            |           |
|                                  |  | Gen. Luna National High School - Suyangan National High School  | 810,000            | 325,000   | 1,135,000  | 150,000   |
|                                  |  | Libertad National High School   | 3,919,000          | 389,000   | 4,308,000  | 150,000   |
|                                  |  | Mariano Matugas Memorial National High School   | 5,877,000          | 521,000   | 6,398,000  | 179,000   |
|                                  |  | Nueva Estrella National High School   | 5,463,000          | 511,000   | 5,974,000  | 154,000   |
|                                  |  | Oguing Navarro Memorial National High School - Annex  | 1,226,000          | 341,000   | 1,567,000  | 170,000   |
|                                  |  | Pamosaingan National High School  | 3,920,000          | 413,000   | 4,333,000  | 150,000   |
|                                  |  | Roxas National High School  | 6,040,000          | 573,000   | 6,613,000  | 150,000   |
|                                  |  | San Benito National High School   | 6,616,000          | 578,000   | 7,194,000  | 179,000   |
|                                  |  | Siargao National Science High School  | 5,018,000          | 458,000   | 5,476,000  | 172,000   |
|                                  |  | Socorro National High School - Atoyay National High School Annex                                      | 938,000            | 355,000   | 1,293,000  | 150,000   |
|                                  |  | Sta. Fe National High School  | 6,428,000          | 556,000   | 6,984,000  | 199,000   |
|                                  |  | Union National High School  | 5,806,000          | 537,000   | 6,343,000  | 150,000   |
|                                  |  |   |                    |           |            |           |
|                                  |  | Division of Surigao City  | 67,708,000         | 7,532,000 | 75,240,000 | 2,420,000 |
|                                  |  | Division Office - Proper  | 1,054,000          |           | 1,054,000  |           |
|                                  |  | Alegria National High School  | 2,895,000          | 421,000   | 3,316,000  | 150,000   |
|                                  |  | Cabrera-Altres National High School   |                    | 587,000   | 587,000    | 150,000   |
|                                  |  | Cantiasay National High School (Zaragoza National High School - Cantiasay National High School Annex) | 2,449,000          | 426,000   | 2,875,000  | 150,000   |
|                                  |  | Capalayan National High School  | 9,934,000          | 759,000   | 10,693,000 | 250,000   |
|                                  |  | Day-asan National High School   | 10,962,000         | 825,000   | 11,787,000 | 220,000   |
|                                  |  | Juan P. Cedo, Sr. Memorial High School (Buenavista National High School)                              | 4,465,000          | 405,000   | 4,870,000  | 150,000   |
|                                  |  | Libuac National High School   | 2,595,000          | 351,000   | 2,946,000  | 150,000   |
|                                  |  | Lipata National High School - Annex   | 3,990,000          | 471,000   | 4,461,000  | 150,000   |
|                                  |  | Mabini National High School - Annex   | 2,236,000          | 354,000   | 2,590,000  | 150,000   |
|                                  |  | Manyagao National High School - Annex   | 2,102,000          | 391,000   | 2,493,000  | 150,000   |
|                                  |  | Rizal National High School  | 7,645,000          | 596,000   | 8,241,000  |           |
|                                  |  | San Jose National High School (Zaragoza National High School - San Jose National High School Annex)   | 2,222,000          | 357,000   | 2,579,000  | 150,000   |
|                                  |  | Surigao City - Nonoc National High School Annex   |                    | 300,000   | 300,000    | 150,000   |
|                                  |  | Surigao City - Talisay National High School Annex   |                    | 304,000   | 304,000    | 150,000   |
|                                  |  | Wilfredo D. Rafols Memorial National High School  | 3,444,000          | 402,000   | 3,846,000  | 150,000   |
|                                  |  | Zaragoza National High School   | 11,715,000         | 583,000   | 12,298,000 | 150,000   |
|                                  |  |   |                    |           |            |           |
|                                  |  | Division of Surigao del Norte   | 89,036,000         | 9,880,000 | 98,916,000 | 4,716,000 |
|                                  |  | Division Office - Proper  | 1,728,000          |           | 1,728,000  |           |
|                                  |  | Alegria Stand Alone Senior High School  |                    |           |            | 1,219,000 |
|                                  |  | Cantapoy National High School   | 8,208,000          | 582,000   | 8,790,000  | 215,000   |

| REGION / SDO / SECONDARY SCHOOLS |  | JUNIOR HIGH SCHOOL |            |             | SENIOR HS  |
|----------------------------------|--|--------------------|------------|-------------|------------|
|                                  |  | PS                 | MOOE       | TOTAL       | MOOE       |
|                                  | Cawilan National High School - Annex   |                    | 461,000    | 461,000     | 150,000    |
|                                  | Dakung Patag National High School - Annex (TS Pantilo, Sr. Memorial High School)                     | 3,067,000          | 458,000    | 3,525,000   | 150,000    |
|                                  | Gigaquit National School of Home Industries - Lasicam Peral National High School Annex               | 2,155,000          | 415,000    | 2,570,000   | 150,000    |
|                                  | Hinatuan Integrated School   |                    | 223,000    | 223,000     |            |
|                                  | Lakandula National High School   | 4,032,000          | 438,000    | 4,470,000   | 150,000    |
|                                  | Magpayang National High School   | 8,965,000          | 712,000    | 9,677,000   | 248,000    |
|                                  | Mainit National High School - Paco National High School Annex  | 3,776,000          | 391,000    | 4,167,000   | 150,000    |
|                                  | Masgad National High School - Bunyasan National High School Annex                                    | 7,242,000          | 627,000    | 7,869,000   | 232,000    |
|                                  | Masgad National High School - Malimono National High School Annex                                    | 8,984,000          | 726,000    | 9,710,000   | 270,000    |
|                                  | Matin-ao National High School - Hacienda National High School Annex                                  | 3,738,000          | 616,000    | 4,354,000   | 195,000    |
|                                  | Pananay-an National High School Annex (Placer National High School)                                  |                    | 374,000    | 374,000     | 150,000    |
|                                  | Payapag National High School - Annex (Campo National High School)                                    | 829,000            | 502,000    | 1,331,000   | 154,000    |
|                                  | Pili National High School  | 6,247,000          | 573,000    | 6,820,000   | 184,000    |
|                                  | T.S. Pantilo, Sr. Memorial National High School - Mayag National High School Annex                   | 3,499,000          | 400,000    | 3,899,000   | 150,000    |
|                                  | Taganito National High School  | 18,066,000         | 1,524,000  | 19,590,000  | 747,000    |
|                                  | Talavera National High School  | 3,316,000          | 579,000    | 3,895,000   | 202,000    |
|                                  | Villa Riza National High School  | 5,184,000          | 279,000    | 5,463,000   |            |
|                                  | Division of Surigao del Sur  | 142,981,000        | 32,429,000 | 175,410,000 | 10,783,000 |
|                                  | Division Office - Proper   | 4,616,000          |            | 4,616,000   |            |
|                                  | Agsam Integrated School  |                    | 371,000    | 371,000     | 153,000    |
|                                  | Alba Integrated School   |                    | 229,000    | 229,000     |            |
|                                  | Angga A. Maca Tribal National High School  |                    | 328,000    | 328,000     |            |
|                                  | Anibongan Integrated School  |                    | 358,000    | 358,000     | 150,000    |
|                                  | Antipolo National High School  | 4,372,000          | 444,000    | 4,816,000   | 150,000    |
|                                  | Baculin Integrated School  |                    | 439,000    | 439,000     | 150,000    |
|                                  | Badong Integrated School (Gamut National High School - (Tago) Badong National High School)           | 2,230,000          | 407,000    | 2,637,000   | 150,000    |
|                                  | Bangsud Integrated School  |                    | 421,000    | 421,000     | 151,000    |
|                                  | Biga-an National High School   | 1,303,000          | 412,000    | 1,715,000   | 150,000    |
|                                  | Bingcongan Integrated School (Tagasaka National High School - Bingcongan National High School Annex) |                    | 395,000    | 395,000     | 150,000    |
|                                  | Bitaugan Integrated School   |                    | 382,000    | 382,000     | 150,000    |
|                                  | Bolhoon National High School   | 2,629,000          | 521,000    | 3,150,000   | 150,000    |
|                                  | Bunga Integrated School  |                    | 209,000    | 209,000     |            |
|                                  | Burgos National High School  | 7,952,000          | 632,000    | 8,584,000   | 263,000    |
|                                  | Cabacungan National High School  | 3,813,000          | 461,000    | 4,274,000   | 150,000    |
|                                  | Cabangahan Integrated School   |                    | 290,000    | 290,000     | 150,000    |
|                                  | Carpenito Integrated School  |                    | 374,000    | 374,000     | 150,000    |
|                                  | Clarence TY Pimentel National High School  | 13,821,000         | 825,000    | 14,646,000  | 468,000    |
|                                  | Consuelo National High School - Annex  |                    | 308,000    | 308,000     | 150,000    |
|                                  | Cresencio S. Lago National High School   | 5,103,000          | 620,000    | 5,723,000   | 220,000    |
|                                  | D. L. Osano National High School   | 5,725,000          | 489,000    | 6,214,000   | 150,000    |
|                                  | Davisol National High School   | 3,026,000          | 352,000    | 3,378,000   | 150,000    |
|                                  | Domingo M. Alimboyong Memorial Integrated School   |                    | 393,000    | 393,000     |            |
|                                  | Dugmanon National High School  | 7,013,000          | 565,000    | 7,578,000   | 150,000    |
|                                  | Esperanza Integrated School (Carmen NAHS - Esperanza NHS)  |                    | 399,000    | 399,000     | 150,000    |
|                                  | F.H. Irizari Memorial National High School - Pakwan National High School Annex                       |                    | 389,000    | 389,000     | 150,000    |
|                                  | Gacub Atad S. Iligan Tribal National High School   |                    | 260,000    | 260,000     |            |
|                                  | Gata Integrated School   |                    | 326,000    | 326,000     | 150,000    |
|                                  | Hinatuan National Comprehensive High School - Cambatong NHS Annex                                    |                    | 564,000    | 564,000     | 209,000    |
|                                  | Hinatuan National Comprehensive High School - Roxas NHS Annex  |                    | 302,000    | 302,000     | 150,000    |
|                                  | Ibuan Tribal National High School  |                    | 250,000    | 250,000     |            |
|                                  | Isla General Integrated School   |                    | 312,000    | 312,000     | 150,000    |
|                                  | Javier National High School  | 6,734,000          | 733,000    | 7,467,000   | 211,000    |

| REGION / SDO / SECONDARY SCHOOLS |   | JUNIOR HIGH SCHOOL    |                      |                       | SENIOR HS            |
|----------------------------------|---|-----------------------|----------------------|-----------------------|----------------------|
|                                  |   | PS                    | MOOE                 | TOTAL                 | MOOE                 |
|                                  | Jose San Victorios National High School Annex (Unidad National High School - Cagwait NHS Annex) |                       | 576,000              | 576,000               | 216,000              |
|                                  | Kahayagan National High School  | 3,802,000             | 397,000              | 4,199,000             | 150,000              |
|                                  | Libas Sud Integrated School   |                       | 526,000              | 526,000               | 156,000              |
|                                  | Loyola National High School (Tagasaka National High School - Loyola National High School Annex) | 1,723,000             | 421,000              | 2,144,000             | 169,000              |
|                                  | Madrid National High School - Union National High School Annex                                  | 2,115,000             | 367,000              | 2,482,000             | 150,000              |
|                                  | Maglambing Integrated School  |                       | 493,000              | 493,000               | 150,000              |
|                                  | Maglatab National High School   | 3,869,000             | 454,000              | 4,323,000             | 150,000              |
|                                  | Mahogany Integrated School  |                       | 240,000              | 240,000               |                      |
|                                  | Malixi Integrated School  |                       | 329,000              | 329,000               | 150,000              |
|                                  | Manambia Integrated School  |                       | 443,000              | 443,000               | 150,000              |
|                                  | Marihatag National Agricultural High School - Mararag National High School Annex                | 3,064,000             | 519,000              | 3,583,000             | 150,000              |
|                                  | Matho Integrated School   |                       | 535,000              | 535,000               | 174,000              |
|                                  | Maurillo Avila Integrated School  |                       | 206,000              | 206,000               |                      |
|                                  | Napanapanan Integrated School   |                       | 211,000              | 211,000               |                      |
|                                  | Nurcia Integrated School  |                       | 376,000              | 376,000               | 150,000              |
|                                  | Osmeña Integrated School  |                       | 366,000              | 366,000               | 150,000              |
|                                  | Palasao Integrated School (Cantilan National High School - Palasao National High School Annex)  |                       | 385,000              | 385,000               | 150,000              |
|                                  | Pamian Integrated School  |                       | 230,000              | 230,000               |                      |
|                                  | Panaosawon Integrated School  |                       | 261,000              | 261,000               |                      |
|                                  | Panikian National High School   | 6,881,000             | 541,000              | 7,422,000             | 150,000              |
|                                  | Parang National High School   | 8,236,000             | 733,000              | 8,969,000             | 296,000              |
|                                  | Pinanapatan Integrated School   |                       | 253,000              | 253,000               |                      |
|                                  | Quary 1 Integrated School   |                       | 498,000              | 498,000               | 150,000              |
|                                  | Quezon Integrated School  |                       | 451,000              | 451,000               | 150,000              |
|                                  | R. Moreno Integrated School   |                       | 246,000              | 246,000               |                      |
|                                  | Rajah Cabungsuan Integrated Secondary School  |                       | 338,000              | 338,000               | 150,000              |
|                                  | Rizal National High School-Annex  | 816,000               | 447,000              | 1,263,000             | 150,000              |
|                                  | San Isidro Integrated School  |                       | 217,000              | 217,000               |                      |
|                                  | San Miguel National Comprehensive High School - Mahayag National High School Annex              | 3,330,000             | 443,000              | 3,773,000             | 150,000              |
|                                  | San Miguel National Comprehensive High School - Sagbayan National High School Annex             |                       | 641,000              | 641,000               | 261,000              |
|                                  | San Miguel National Comprehensive High School - San Miguel National High School Annex           |                       | 939,000              | <b>939,000</b>        | 520,000              |
|                                  | San Miguel National Comprehensive High School - San Roque National High School Annex            |                       | 537,000              | 537,000               | 160,000              |
|                                  | San Pedro Integrated School   |                       | 208,000              | 208,000               |                      |
|                                  | San Vicente National High School  | 4,664,000             | 455,000              | 5,119,000             | 150,000              |
|                                  | Santa Juana National High School  | 10,050,000            | 571,000              | 10,621,000            | 150,000              |
|                                  | Siagao Integrated School  |                       | 223,000              | 223,000               |                      |
|                                  | Sta. Juana National High School - Jobar NHS Annex   |                       | 397,000              | 397,000               | 150,000              |
|                                  | Sta. Maria Integrated School  |                       | 456,000              | 456,000               | 150,000              |
|                                  | Tambis National High School   | 13,845,000            | 1,088,000            | 14,933,000            | 387,000              |
|                                  | Tarusan Integrated School   |                       | 273,000              | 273,000               | 150,000              |
|                                  | Tigao National High School  | 9,204,000             | 574,000              | 9,778,000             | 383,000              |
|                                  | Victoria Integrated School  |                       | 215,000              | 215,000               |                      |
|                                  | Wakat National High School  | 3,045,000             | 590,000              | 3,635,000             | 236,000              |
|                                  | Division of Tandag City   | <u>7,491,000</u>      | <u>1,312,000</u>     | <u>8,803,000</u>      | <u>150,000</u>       |
|                                  | Division Office - Proper  | 292,000               |                      | 292,000               |                      |
|                                  | Carmen Integrated Secondary School  |                       | 401,000              | 401,000               | 150,000              |
|                                  | Meliton M. Ajos Memorial Integrated School  |                       | 318,000              | 318,000               |                      |
|                                  | Vicente L. Pimentel, Sr. National High School   | <u>7,199,000</u>      | <u>593,000</u>       | <u>7,792,000</u>      | <u>-</u>             |
|                                  | <b>Grand Total</b>  | <b>44,286,882,000</b> | <b>4,402,042,000</b> | <b>48,688,924,000</b> | <b>1,457,536,000</b> |

**HEALTH FACILITIES ENHANCEMENT  
PROGRAMS UNDER DOH  
FISCAL YEAR 2022**



| DEPARTMENT OF HEALTH  |   |                    |                   |                   |                    |
|---|---|--------------------|-------------------|-------------------|--------------------|
| 2022 HEALTH FACILITIES ENHANCEMENT PROGRAM  |   |                    |                   |                   |                    |
| Facilities and Name of Projects   |   | Infrastructure     | Medical Equipment | Motor Vehicle     | Total              |
| <b>1. Barangay Health Stations</b>  |   | <b>470,260,000</b> | <b>98,735,000</b> | <b>25,000,000</b> | <b>593,995,000</b> |
| <b>1.a Completion/Upgrading/Repair and Equipping of Barangay Health Station (BHS)</b> |   | <b>470,260,000</b> | <b>98,735,000</b> | <b>25,000,000</b> | <b>593,995,000</b> |
| <b>REGION I</b>   |   | <b>7,000,000</b>   | <b>28,000,000</b> |                   | <b>35,000,000</b>  |
| <b>Ilocos Norte</b>   |   | <b>7,000,000</b>   |                   |                   | <b>7,000,000</b>   |
|   | Tabtabagan Brgy. Health Station, Banna                            | 2,000,000          |                   |                   | 2,000,000          |
|   | Barbarangay Brgy. Health Station with Birthing Facility, Banna    | 3,000,000          |                   |                   | 3,000,000          |
|   | Binacag Brgy. Health Station, Banna                               | 2,000,000          |                   |                   | 2,000,000          |
| <b>Pangasinan</b>   |   |                    | <b>28,000,000</b> |                   | <b>28,000,000</b>  |
|   | Casanicolasan Brgy. Health Station, Rosales                       |                    | 200,000           |                   | 200,000            |
|   | Municipality of Asingan, Coldit Brgy. Health Station              |                    | 200,000           |                   | 200,000            |
|   | Municipality of Asingan, Domanpot Brgy. Health Station            |                    | 200,000           |                   | 200,000            |
|   | Municipality of Asingan, Dupac Brgy. Health Station               |                    | 200,000           |                   | 200,000            |
|   | Municipality of Asingan, Macalong Brgy. Health Station            |                    | 200,000           |                   | 200,000            |
|   | Municipality of Asingan, Palaris Brgy. Health Station             |                    | 200,000           |                   | 200,000            |
|   | Municipality of Asingan, Poblacion East Brgy. Health Station      |                    | 200,000           |                   | 200,000            |
|   | Municipality of Asingan, Poblacion West Brgy. Health Station      |                    | 200,000           |                   | 200,000            |
|   | Municipality of Asingan, San Vicente East Brgy. Health Station    |                    | 200,000           |                   | 200,000            |
|   | Municipality of Asingan, San Vicente West Brgy. Health Station    |                    | 200,000           |                   | 200,000            |
|   | Municipality of Asingan, Sobol Brgy. Health Station               |                    | 200,000           |                   | 200,000            |
|   | Municipality of Balungao, Poblacion Brgy. Health Station          |                    | 200,000           |                   | 200,000            |
|   | Municipality of Balungao, San Andres Brgy. Health Station         |                    | 200,000           |                   | 200,000            |
|   | Municipality of Balungao, San Aurelio 1st Brgy. Health Station    |                    | 200,000           |                   | 200,000            |
|   | Municipality of Balungao, San Aurelio 2nd Brgy. Health Station    |                    | 200,000           |                   | 200,000            |
|   | Municipality of Balungao, San Aurelio 3rd Brgy. Health Station    |                    | 200,000           |                   | 200,000            |
|   | Municipality of Balungao, San Julian Brgy. Health Station         |                    | 200,000           |                   | 200,000            |
|   | Municipality of Balungao, San Leon Brgy. Health Station           |                    | 200,000           |                   | 200,000            |
|   | Municipality of Balungao, San Marcelino Brgy. Health Station      |                    | 200,000           |                   | 200,000            |
|   | Municipality of Balungao, San Miguel Brgy. Health Station         |                    | 200,000           |                   | 200,000            |
|   | Municipality of Rosales, Guiling Brgy. Health Station             |                    | 200,000           |                   | 200,000            |
|   | Municipality of Natividad, Luna Brgy. Health Station              |                    | 200,000           |                   | 200,000            |
|   | Municipality of Natividad, Poblacion East Brgy. Health Station    |                    | 200,000           |                   | 200,000            |
|   | Municipality of Natividad, Salud Brgy. Health Station             |                    | 200,000           |                   | 200,000            |
|   | Municipality of Natividad, San Macario Norte Brgy. Health Station |                    | 200,000           |                   | 200,000            |
|   | Municipality of Natividad, San Maximo Brgy. Health Station        |                    | 200,000           |                   | 200,000            |
|   | Municipality of Natividad, San Miguel Brgy. Health Station        |                    | 200,000           |                   | 200,000            |
|   | Municipality of Natividad, Silag Brgy. Health Station             |                    | 200,000           |                   | 200,000            |
|   | Municipality of Rosales, Carmen East Brgy. Health Station         |                    | 200,000           |                   | 200,000            |
|   | Municipality of Rosales, Carmen West Brgy. Health Station         |                    | 200,000           |                   | 200,000            |
|   | Municipality of Rosales, Coliling Brgy. Health Station            |                    | 200,000           |                   | 200,000            |
|   | Municipality of Rosales, Don Antonio Village Brgy. Health Station |                    | 200,000           |                   | 200,000            |
|   | Municipality of Rosales, Rabago Brgy. Health Station              |                    | 200,000           |                   | 200,000            |
|   | Municipality of Rosales, Rizal Brgy. Health Station               |                    | 200,000           |                   | 200,000            |
|   | Municipality of Rosales, Salvacion Brgy. Health Station           |                    | 200,000           |                   | 200,000            |
|   | Municipality of Rosales, San Angel Brgy. Health Station           |                    | 200,000           |                   | 200,000            |
|   | Municipality of Rosales, San Bartolome Brgy. Health Station       |                    | 200,000           |                   | 200,000            |
|   | Municipality of Rosales, San Isidro Brgy. Health Station          |                    | 200,000           |                   | 200,000            |
|   | Municipality of Rosales, San Luis Brgy. Health Station            |                    | 200,000           |                   | 200,000            |
|   | Municipality of Rosales, San Pedro East Brgy. Health Station      |                    | 200,000           |                   | 200,000            |
|   | Municipality of Rosales, San Pedro West Brgy. Health Station      |                    | 200,000           |                   | 200,000            |
|   | Municipality of Rosales, San Vicente Brgy. Health Station         |                    | 200,000           |                   | 200,000            |
|   | Municipality of Rosales, Station District Brgy. Health Station    |                    | 200,000           |                   | 200,000            |
|   | Municipality of Rosales, Tomana East Brgy. Health Station         |                    | 200,000           |                   | 200,000            |
|   | Municipality of Rosales, Tomana West Brgy. Health Station         |                    | 200,000           |                   | 200,000            |
|   | Municipality of Rosales, Zone I Brgy. Health Station              |                    | 200,000           |                   | 200,000            |
|   | Municipality of Rosales, Zone II Brgy. Health Station             |                    | 200,000           |                   | 200,000            |
|   | Municipality of Rosales, Zone III Brgy. Health Station            |                    | 200,000           |                   | 200,000            |
|   | Municipality of Rosales, Zone IV Brgy. Health Station             |                    | 200,000           |                   | 200,000            |
|   | Municipality of Rosales, Zone V Brgy. Health Station              |                    | 200,000           |                   | 200,000            |
|   | Municipality of San Manuel, Narra Brgy. Health Station            |                    | 200,000           |                   | 200,000            |
|   | Municipality of San Manuel, San Juan Brgy. Health Station         |                    | 200,000           |                   | 200,000            |
|   | Municipality of San Manuel, San Roque Brgy. Health Station        |                    | 200,000           |                   | 200,000            |
|   | Municipality of San Manuel, San Vicente Brgy. Health Station      |                    | 200,000           |                   | 200,000            |
|   | Municipality of San Nicolas, Dalumpinas Brgy. Health Station      |                    | 200,000           |                   | 200,000            |



| Facilities and Name of Projects |   | Infrastructure | Medical Equipment | Motor Vehicle | Total   |
|---------------------------------|---|----------------|-------------------|---------------|---------|
|                                 | Municipality of San Nicolas, Lungao Brgy. Health Station            |                | 200,000           |               | 200,000 |
|                                 | Municipality of San Nicolas, Nagkaysa Brgy. Health Station          |                | 200,000           |               | 200,000 |
|                                 | Municipality of San Nicolas, Nining Brgy. Health Station            |                | 200,000           |               | 200,000 |
|                                 | Municipality of San Nicolas, Poblacion East Brgy. Health Station    |                | 200,000           |               | 200,000 |
|                                 | Municipality of San Nicolas, Poblacion West Brgy. Health Station    |                | 200,000           |               | 200,000 |
|                                 | Municipality of San Nicolas, Salingcob Brgy. Health Station         |                | 200,000           |               | 200,000 |
|                                 | Municipality of San Nicolas, Salpad Brgy. Health Station            |                | 200,000           |               | 200,000 |
|                                 | Municipality of San Nicolas, San Felipe West Brgy. Health Station   |                | 200,000           |               | 200,000 |
|                                 | Municipality of San Nicolas, San Isidro Brgy. Health Station        |                | 200,000           |               | 200,000 |
|                                 | Municipality of San Nicolas, San Jose Brgy. Health Station          |                | 200,000           |               | 200,000 |
|                                 | Municipality of San Nicolas, San Rafael Centro Brgy. Health Station |                | 200,000           |               | 200,000 |
|                                 | Municipality of San Nicolas, San Rafael East Brgy. Health Station   |                | 200,000           |               | 200,000 |
|                                 | Municipality of San Nicolas, San Roque Brgy. Health Station         |                | 200,000           |               | 200,000 |
|                                 | Municipality of San Nicolas, Siblot Brgy. Health Station            |                | 200,000           |               | 200,000 |
|                                 | Municipality of San Nicolas, Sobol Brgy. Health Station             |                | 200,000           |               | 200,000 |
|                                 | Municipality of San Nicolas, Sta Maria East Brgy. Health Station    |                | 200,000           |               | 200,000 |
|                                 | Municipality of San Nicolas, Sta Maria West Brgy. Health Station    |                | 200,000           |               | 200,000 |
|                                 | Municipality of San Nicolas, Sto Tomas Brgy. Health Station         |                | 200,000           |               | 200,000 |
|                                 | Municipality of San Quintin, Lagasit Brgy. Health Station           |                | 200,000           |               | 200,000 |
|                                 | Municipality of San Quintin, Mabini Brgy. Health Station            |                | 200,000           |               | 200,000 |
|                                 | Municipality of San Quintin, Mantac dang Brgy. Health Station       |                | 200,000           |               | 200,000 |
|                                 | Municipality of San Quintin, Poblacion Zone 1 Brgy. Health Station  |                | 200,000           |               | 200,000 |
|                                 | Municipality of San Quintin, Poblacion Zone 2 Brgy. Health Station  |                | 200,000           |               | 200,000 |
|                                 | Municipality of San Quintin, Poblacion Zone 3 Brgy. Health Station  |                | 200,000           |               | 200,000 |
|                                 | Municipality of San Quintin, San Pedro Brgy. Health Station         |                | 200,000           |               | 200,000 |
|                                 | Municipality of San Quintin, Ungib Brgy. Health Station             |                | 200,000           |               | 200,000 |
|                                 | Municipality of Sta. Maria, Namagbaan Brgy. Health Station          |                | 200,000           |               | 200,000 |
|                                 | Municipality of Sta. Maria, Pataquid Brgy. Health Station           |                | 200,000           |               | 200,000 |
|                                 | Municipality of Sta. Maria, Poblacion East Brgy. Health Station     |                | 200,000           |               | 200,000 |
|                                 | Municipality of Sta. Maria, Poblacion West Brgy. Health Station     |                | 200,000           |               | 200,000 |
|                                 | Municipality of Sta. Maria, Pugot Brgy. Health Station              |                | 200,000           |               | 200,000 |
|                                 | Municipality of Sta. Maria, San Mariano Brgy. Health Station        |                | 200,000           |               | 200,000 |
|                                 | Municipality of Sta. Maria, San Patricio Brgy. Health Station       |                | 200,000           |               | 200,000 |
|                                 | Municipality of Sta. Maria, Sta Cruz Brgy. Health Station           |                | 200,000           |               | 200,000 |
|                                 | Municipality of Tayug, Magallanes Brgy. Health Station              |                | 200,000           |               | 200,000 |
|                                 | Municipality of Tayug, Panganiban Brgy. Health Station              |                | 200,000           |               | 200,000 |
|                                 | Municipality of Tayug, Poblacion A Brgy. Health Station             |                | 200,000           |               | 200,000 |
|                                 | Municipality of Tayug, Poblacion B Brgy. Health Station             |                | 200,000           |               | 200,000 |
|                                 | Municipality of Tayug, Poblacion D Brgy. Health Station             |                | 200,000           |               | 200,000 |
|                                 | Municipality of Tayug, Saleng Brgy. Health Station                  |                | 200,000           |               | 200,000 |
|                                 | Municipality of Tayug, Sto. Domingo Brgy. Health Station            |                | 200,000           |               | 200,000 |
|                                 | Municipality of Tayug, Trenchera Brgy. Health Station               |                | 200,000           |               | 200,000 |
|                                 | Municipality of Tayug, Zamora Brgy. Health Station                  |                | 200,000           |               | 200,000 |
|                                 | Municipality of Umingan, Baracbac Brgy. Health Station              |                | 200,000           |               | 200,000 |
|                                 | Municipality of Umingan, Cabaruan Brgy. Health Station              |                | 200,000           |               | 200,000 |
|                                 | Municipality of Umingan, Cadiz Brgy. Health Station                 |                | 200,000           |               | 200,000 |
|                                 | Municipality of Umingan, Calitlitan Brgy. Health Station            |                | 200,000           |               | 200,000 |
|                                 | Municipality of Umingan, Capaz Brgy. Health Station                 |                | 200,000           |               | 200,000 |
|                                 | Municipality of Umingan, Carosalesan Brgy. Health Station           |                | 200,000           |               | 200,000 |
|                                 | Municipality of Umingan, Casilan Brgy. Health Station               |                | 200,000           |               | 200,000 |
|                                 | Municipality of Umingan, Caurdanetaan Brgy. Health Station          |                | 200,000           |               | 200,000 |
|                                 | Municipality of Umingan, Concepcion Brgy. Health Station            |                | 200,000           |               | 200,000 |
|                                 | Municipality of Umingan, Decreto Brgy. Health Station               |                | 200,000           |               | 200,000 |
|                                 | Municipality of Umingan, Del Rosario Brgy. Health Station           |                | 200,000           |               | 200,000 |
|                                 | Municipality of Umingan, Diaz Brgy. Health Station                  |                | 200,000           |               | 200,000 |
|                                 | Municipality of Umingan, Diket Brgy. Health Station                 |                | 200,000           |               | 200,000 |
|                                 | Municipality of Umingan, Don Justo Abalos Brgy. Health Station      |                | 200,000           |               | 200,000 |
|                                 | Municipality of Umingan, Don Montano Brgy. Health Station           |                | 200,000           |               | 200,000 |
|                                 | Municipality of Umingan, Esperanza Brgy. Health Station             |                | 200,000           |               | 200,000 |
|                                 | Municipality of Umingan, Fulgosino Brgy. Health Station             |                | 200,000           |               | 200,000 |
|                                 | Municipality of Umingan, Gonzales Brgy. Health Station              |                | 200,000           |               | 200,000 |
|                                 | Municipality of Umingan, Labuan Brgy. Health Station                |                | 200,000           |               | 200,000 |
|                                 | Municipality of Umingan, Lauren Brgy. Health Station                |                | 200,000           |               | 200,000 |
|                                 | Municipality of Umingan, Lubong Brgy. Health Station                |                | 200,000           |               | 200,000 |
|                                 | Municipality of Umingan, Mantac dang Brgy. Health Station           |                | 200,000           |               | 200,000 |
|                                 | Municipality of Umingan, Maseil-seil Brgy. Health Station           |                | 200,000           |               | 200,000 |
|                                 | Municipality of Umingan, Nampalcan Brgy. Health Station             |                | 200,000           |               | 200,000 |
|                                 | Municipality of Umingan, Nancalabasaan Brgy. Health Station         |                | 200,000           |               | 200,000 |
|                                 | Municipality of Umingan, Pangangaan Brgy. Health Station            |                | 200,000           |               | 200,000 |
|                                 | Municipality of Umingan, Papallasen Brgy. Health Station            |                | 200,000           |               | 200,000 |
|                                 | Municipality of Umingan, Pemienta Brgy. Health Station              |                | 200,000           |               | 200,000 |
|                                 | Municipality of Umingan, Poblacion East Brgy. Health Station        |                | 200,000           |               | 200,000 |

| Facilities and Name of Projects |   | Infrastructure    | Medical Equipment | Motor Vehicle     | Total             |
|---------------------------------|---|-------------------|-------------------|-------------------|-------------------|
|                                 | Municipality of Umingan, Poblacion West Brgy. Health Station      |                   | 200,000           |                   | 200,000           |
|                                 | Municipality of Umingan, Prado Brgy. Health Station               |                   | 200,000           |                   | 200,000           |
|                                 | Municipality of Umingan, Ricos Brgy. Health Station               |                   | 200,000           |                   | 200,000           |
|                                 | Municipality of Umingan, San Andres Brgy. Health Station          |                   | 200,000           |                   | 200,000           |
|                                 | Municipality of Umingan, San Juan Brgy. Health Station            |                   | 200,000           |                   | 200,000           |
|                                 | Municipality of Umingan, San Leon Brgy. Health Station            |                   | 200,000           |                   | 200,000           |
|                                 | Municipality of Umingan, San Pablo Brgy. Health Station           |                   | 200,000           |                   | 200,000           |
|                                 | Municipality of Umingan, San Vicente Brgy. Health Station         |                   | 200,000           |                   | 200,000           |
|                                 | Municipality of Umingan, Sinabaan Brgy. Health Station            |                   | 200,000           |                   | 200,000           |
|                                 | Municipality of Umingan, Sta Maria Brgy. Health Station           |                   | 200,000           |                   | 200,000           |
|                                 | Municipality of Umingan, Sta Rosa Brgy. Health Station            |                   | 200,000           |                   | 200,000           |
|                                 | Municipality of Umingan, Tanggal Sawang Brgy. Health Station      |                   | 200,000           |                   | 200,000           |
|                                 | Municipality of Umingan, Cabatuan Brgy. Health Station            |                   | 200,000           |                   | 200,000           |
| <b>CAR</b>                      |   | <b>7,250,000</b>  | <b>2,250,000</b>  |                   | <b>9,500,000</b>  |
|                                 | <b>Benguet</b>  | <b>7,250,000</b>  | <b>2,250,000</b>  |                   | <b>9,500,000</b>  |
|                                 | Municipality of Baguias, Amgaleyquey Brgy. Health Station         | 1,000,000         |                   |                   | 1,000,000         |
|                                 | Municipality of Bakun, Bagtangan Brgy. Health Station             | 850,000           |                   |                   | 850,000           |
|                                 | Municipality of Bokod, Banao Brgy. Health Station                 |                   | 150,000           |                   | 150,000           |
|                                 | Municipality of Bokod, Bila - Salishet Brgy. Health Station       |                   | 150,000           |                   | 150,000           |
|                                 | Municipality of Kapangan, Sagubo Brgy. Health Station             |                   | 150,000           |                   | 150,000           |
|                                 | Municipality of Kapangan, Taba-ao Brgy. Health Station            | 850,000           |                   |                   | 850,000           |
|                                 | Municipality of Kibungan, Les-eng Tacadang Brgy. Health Station   |                   | 150,000           |                   | 150,000           |
|                                 | Municipality of Kibungan, Mocgao Brgy. Health Station             | 850,000           |                   |                   | 850,000           |
|                                 | Municipality of Kibungan, Sagpat Brgy. Health Station             | 1,000,000         | 150,000           |                   | 1,150,000         |
|                                 | Municipality of La Trinidad, Alno (Conig) Brgy. Health Station    |                   | 150,000           |                   | 150,000           |
|                                 | Municipality of La Trinidad, Lubas (Guitley) Brgy. Health Station |                   | 150,000           |                   | 150,000           |
|                                 | Municipality of Mankayan, Balili Brgy. Health Station             |                   | 150,000           |                   | 150,000           |
|                                 | Municipality of Mankayan, Colalo Brgy. Health Station             |                   | 150,000           |                   | 150,000           |
|                                 | Municipality of Mankayan, Sapid Brgy. Health Station              |                   | 150,000           |                   | 150,000           |
|                                 | Municipality of Mankayan, Guinaoang Brgy. Health Station          |                   | 150,000           |                   | 150,000           |
|                                 | Municipality of Mankayan, Tabio Brgy. Health Station              |                   | 150,000           |                   | 150,000           |
|                                 | Municipality of Sablan, Bagong Brgy. Health Station               | 850,000           |                   |                   | 850,000           |
|                                 | Municipality of Sablan, Bayabas Brgy. Health Station              |                   | 150,000           |                   | 150,000           |
|                                 | Municipality of Sablan, Monglo (Bayabas) Brgy. Health Station     | 850,000           |                   |                   | 850,000           |
|                                 | Municipality of Sablan, Pappa Brgy. Health Station                |                   | 150,000           |                   | 150,000           |
|                                 | Municipality of Tublay, Baayan Brgy. Health Station               | 1,000,000         | 150,000           |                   | 1,150,000         |
| <b>Region II</b>                |   | <b>17,600,000</b> | <b>1,300,000</b>  | <b>10,000,000</b> | <b>28,900,000</b> |
|                                 | <b>Batanes</b>  | <b>4,500,000</b>  | <b>800,000</b>    |                   | <b>5,300,000</b>  |
|                                 | Municipality of Itbayat, Yawran Brgy. Health Station              | 1,000,000         |                   |                   | 1,000,000         |
|                                 | Municipality of Ivana, San Vicente Brgy. Health Station           | 1,000,000         | 300,000           |                   | 1,300,000         |
|                                 | Municipality of Mahatao, Panatayan Brgy. Health Station           | 1,000,000         | 500,000           |                   | 1,500,000         |
|                                 | Municipality of Sabtang, Sumnanga Brgy. Health Station            | 500,000           |                   |                   | 500,000           |
|                                 | Municipality of Uyugan, Itbud Brgy. Health Station                | 1,000,000         |                   |                   | 1,000,000         |
|                                 | <b>Isabela</b>  | <b>7,500,000</b>  |                   |                   | <b>7,500,000</b>  |
|                                 | Municipality of Luna, Cabaruan Brgy. Health Station               | 1,000,000         |                   |                   | 1,000,000         |
|                                 | Municipality of Luna, Harana Brgy. Health Station                 | 500,000           |                   |                   | 500,000           |
|                                 | Municipality of Luna, Puroc Brgy. Health Station                  | 500,000           |                   |                   | 500,000           |
|                                 | Municipality of Luna, Union Kalinga Brgy. Health Station          | 500,000           |                   |                   | 500,000           |
|                                 | Municipality of San Isidro, Dona Victorina Brgy. Health Station   | 1,000,000         |                   |                   | 1,000,000         |
|                                 | Municipality of San Isidro, Gud Brgy. Health Station              | 1,000,000         |                   |                   | 1,000,000         |
|                                 | Municipality of San Isidro, Nagbukel Brgy. Health Station         | 1,000,000         |                   |                   | 1,000,000         |
|                                 | Municipality of San Isidro, Paulina Brgy. Health Station          | 1,000,000         |                   |                   | 1,000,000         |
|                                 | Municipality of San Isidro, Quezon Brgy. Health Station           | 1,000,000         |                   |                   | 1,000,000         |
|                                 | <b>Nueva Vizcaya</b>  | <b>5,600,000</b>  | <b>500,000</b>    | <b>10,000,000</b> | <b>16,100,000</b> |
|                                 | Municipality of Ambaguio, Dulli Brgy. Health Station              | 1,000,000         | 100,000           |                   | 1,100,000         |
|                                 | Municipality of Bayombong, Brgy. District IV Brgy. Health Station |                   |                   | 2,500,000         | 2,500,000         |
|                                 | Municipality of Dupax del Sur, Kinabuan Brgy. Health Station      |                   |                   | 2,500,000         | 2,500,000         |
|                                 | Municipality of Quezon, Dagupan Brgy. Health Station              |                   |                   | 2,500,000         | 2,500,000         |
|                                 | Municipality of Sta. Fe, Buyas Brgy. Health Station               |                   |                   | 2,500,000         | 2,500,000         |
|                                 | Municipality of Villaverde, Bintawan Norte Brgy. Health Station   | 1,000,000         |                   |                   | 1,000,000         |
|                                 | Municipality of Villaverde, Brgy. Bintawan Brgy. Health Station   | 600,000           |                   |                   | 600,000           |
|                                 | Municipality of Villaverde, Brgy. Cabuluan Brgy. Health Station   | 1,000,000         | 100,000           |                   | 1,100,000         |
|                                 | Municipality of Villaverde, Brgy. Nagbitin Brgy. Health Station   | 1,000,000         | 100,000           |                   | 1,100,000         |
|                                 | Municipality of Ambaguio, Poblacion Brgy. Health Station          | 1,000,000         | 200,000           |                   | 1,200,000         |

| Facilities and Name of Projects |                    |  | Infrastructure    | Medical Equipment | Motor Vehicle     | Total             |
|---------------------------------|--------------------|--|-------------------|-------------------|-------------------|-------------------|
|                                 |                    |  |                   |                   |                   |                   |
|                                 |                    |  |                   |                   |                   |                   |
| <b>Region III</b>               |                    |  | <b>41,000,000</b> | <b>26,450,000</b> | <b>12,500,000</b> | <b>79,950,000</b> |
|                                 |                    |  |                   |                   |                   |                   |
|                                 | <b>Aurora</b>      |  | <b>3,000,000</b>  | <b>150,000</b>    |                   | <b>3,150,000</b>  |
|                                 |                    | Municipality of Casiguran, Culat Brgy. Health Station          |                   | 150,000           |                   | 150,000           |
|                                 |                    | Municipality of Dingalan, Dikapanikian Brgy. Health Station    | 1,000,000         |                   |                   | 1,000,000         |
|                                 |                    | Municipality of Dingalan, Umiray Brgy. Health Station          | 1,000,000         |                   |                   | 1,000,000         |
|                                 |                    | Municipality of San Luis, Dikapinisan Brgy. Health Station     | 1,000,000         |                   |                   | 1,000,000         |
|                                 |                    |  |                   |                   |                   |                   |
|                                 | <b>Bataan</b>      |  | <b>1,000,000</b>  |                   |                   | <b>1,000,000</b>  |
|                                 |                    | Municipality of Samal, Gugo Brgy. Health Station               | 1,000,000         |                   |                   | 1,000,000         |
|                                 |                    |  |                   |                   |                   |                   |
|                                 | <b>Bulacan</b>     |  | <b>18,000,000</b> | <b>300,000</b>    | <b>7,500,000</b>  | <b>25,800,000</b> |
|                                 |                    | Bangkal Brgy. Health Station                                   |                   |                   | 2,500,000         | 2,500,000         |
|                                 |                    | City of San Jose del Monte, Sta. Cruz IV Brgy. Health Station  | 1,000,000         |                   |                   | 1,000,000         |
|                                 |                    | City of San Jose del Monte, Citrus Brgy. Health Station        | 1,000,000         |                   |                   | 1,000,000         |
|                                 |                    | Municipality of Angat, Marungko Brgy. Health Station           |                   | 150,000           |                   | 150,000           |
|                                 |                    | Municipality of Angat, Binagbag Brgy. Health Station           | 1,000,000         |                   |                   | 1,000,000         |
|                                 |                    | Municipality of Angat, Baybay Brgy. Health Station             | 1,000,000         |                   |                   | 1,000,000         |
|                                 |                    | Municipality of Angat, Banaban Brgy. Health Station            |                   | 150,000           |                   | 150,000           |
|                                 |                    | Municipality of Angat, Donacion Brgy. Health Station           | 1,000,000         |                   |                   | 1,000,000         |
|                                 |                    | Municipality of Angat, Pulong Yantok Brgy. Health Station      | 1,000,000         |                   |                   | 1,000,000         |
|                                 |                    | Municipality of Angat, Sto Cristo Brgy. Health Station         | 1,000,000         |                   |                   | 1,000,000         |
|                                 |                    | Municipality of Angat, Sulucan Brgy. Health Station            | 1,000,000         |                   |                   | 1,000,000         |
|                                 |                    | Municipality of Baliwag, Sabang Brgy. Health Station           |                   |                   | 2,500,000         | 2,500,000         |
|                                 |                    | Municipality of Bocaue, Duhat Health Center                    | 1,000,000         |                   |                   | 1,000,000         |
|                                 |                    | Municipality of Bustos, Camachilihan Brgy. Health Station      | 1,000,000         |                   |                   | 1,000,000         |
|                                 |                    | Municipality of Bustos, Bonga Menor Brgy. Health Station       | 1,000,000         |                   |                   | 1,000,000         |
|                                 |                    | Municipality of Bustos, San Pedro Brgy. Health Station         | 1,000,000         |                   |                   | 1,000,000         |
|                                 |                    | Municipality of Bustos, Talampas Brgy. Health Station          | 1,000,000         |                   |                   | 1,000,000         |
|                                 |                    | Municipality of Bustos, Buisan Brgy. Health Station            | 1,000,000         |                   |                   | 1,000,000         |
|                                 |                    | Municipality of Guiguinto, Tabang Brgy. Health Station         | 1,000,000         |                   |                   | 1,000,000         |
|                                 |                    | Municipality of Paombong, Pinalagdan Brgy. Health Station      | 1,000,000         |                   |                   | 1,000,000         |
|                                 |                    | Municipality of San Ildefonso, Casalat Brgy. Health Station    | 1,000,000         |                   |                   | 1,000,000         |
|                                 |                    | Municipality of Sta. Maria, San Gabriel Brgy. Health Station   | 1,000,000         |                   |                   | 1,000,000         |
|                                 |                    | Tiaong Brgy. Health Station                                    |                   |                   | 2,500,000         | 2,500,000         |
|                                 |                    |  |                   |                   |                   |                   |
|                                 | <b>Nueva Ecija</b> |  | <b>4,500,000</b>  | <b>3,600,000</b>  | <b>2,500,000</b>  | <b>10,600,000</b> |
|                                 |                    | City of Muñoz San Antonio Brgy. Health Station                 | 1,000,000         | 150,000           |                   | 1,150,000         |
|                                 |                    | Municipality of Aliaga, Bibiclat Brgy. Health Station          |                   | 150,000           |                   | 150,000           |
|                                 |                    | Municipality of Aliaga, San Emiliano Brgy. Health Station      |                   | 150,000           |                   | 150,000           |
|                                 |                    | Municipality of Aliaga, Sto. Tomas Brgy. Health Station        |                   | 150,000           |                   | 150,000           |
|                                 |                    | Municipality of Aliaga, Sunson Brgy. Health Station            |                   | 150,000           |                   | 150,000           |
|                                 |                    | Municipality of Aliaga, Poblacion East 2 Brgy. Health Station  |                   | 150,000           |                   | 150,000           |
|                                 |                    | Municipality of Bongabon, Ariendo Brgy. Health Station         |                   | 150,000           |                   | 150,000           |
|                                 |                    | Municipality of Bongabon, San Roque Brgy. Health Station       |                   | 150,000           |                   | 150,000           |
|                                 |                    | Municipality of Bongabon, Sinipit Brgy. Health Station         |                   | 150,000           |                   | 150,000           |
|                                 |                    | Municipality of Bongabon, Antipolo Brgy. Health Station        |                   | 150,000           |                   | 150,000           |
|                                 |                    | Municipality of Bongabon, Pesa Brgy. Health Station            |                   | 150,000           |                   | 150,000           |
|                                 |                    | Municipality of Carranglan, Minuli Brgy. Health Station        | 500,000           | 150,000           |                   | 650,000           |
|                                 |                    | Municipality of Cuyapo, Colosboa Brgy. Health Station          |                   | 150,000           |                   | 150,000           |
|                                 |                    | Municipality of Guimba, Macatcatuit Brgy. Health Station       |                   | 150,000           |                   | 150,000           |
|                                 |                    | Municipality of Guimba, Manggang Marikit Brgy. Health Station  |                   | 150,000           |                   | 150,000           |
|                                 |                    | Municipality of Guimba, Partida 1 Brgy. Health Station         |                   | 150,000           |                   | 150,000           |
|                                 |                    | Municipality of Guimba, Sta. Lucia Brgy. Health Station        |                   | 150,000           |                   | 150,000           |
|                                 |                    | Municipality of Lupao, Parista Brgy. Health Station            | 500,000           |                   |                   | 500,000           |
|                                 |                    | Municipality of Pantabangan, Conversion Brgy. Health Station   | 500,000           |                   |                   | 500,000           |
|                                 |                    | Municipality of Sto. Domingo, Comitang Brgy. Health Station    |                   | 150,000           |                   | 150,000           |
|                                 |                    | Municipality of Sto. Domingo, Malaya Brgy. Health Station      |                   | 150,000           |                   | 150,000           |
|                                 |                    | Municipality of Sto. Domingo, San Pascual Brgy. Health Station |                   | 150,000           |                   | 150,000           |
|                                 |                    | Municipality of Sto. Domingo, Sta. Rita Brgy. Health Station   |                   | 150,000           |                   | 150,000           |
|                                 |                    | Municipality of Talavera, Bugtong na buli Brgy. Health Station |                   | 150,000           |                   | 150,000           |
|                                 |                    | Municipality of Talavera, Homestead Brgy. Health Station       |                   | 150,000           |                   | 150,000           |
|                                 |                    | Municipality of Talugtog, Patola Brgy. Health Station          | 1,000,000         |                   |                   | 1,000,000         |
|                                 |                    | Municipality of Talugtog, Saverona Brgy. Health Station        | 1,000,000         | 150,000           |                   | 1,150,000         |
|                                 |                    | Villa Aglipay Brgy. Health Station                             |                   |                   | 2,500,000         | 2,500,000         |
|                                 |                    |  |                   |                   |                   |                   |
|                                 | <b>Pampanga</b>    |  | <b>9,500,000</b>  | <b>4,400,000</b>  | <b>2,500,000</b>  | <b>16,400,000</b> |
|                                 |                    | City of Angeles, Cuayan Brgy. Health Station                   |                   | 150,000           |                   | 150,000           |
|                                 |                    | City of Angeles, Pulong Maragul Brgy. Health Station           |                   | 150,000           |                   | 150,000           |
|                                 |                    | City of Angeles, San Jose Brgy. Health Station                 |                   | 150,000           |                   | 150,000           |

| Facilities and Name of Projects |   | Infrastructure   | Medical Equipment | Motor Vehicle | Total             |
|---------------------------------|---|------------------|-------------------|---------------|-------------------|
|                                 | City of Angeles, Anunas Brgy. Health Station                          |                  | 150,000           |               | 150,000           |
|                                 | City of San Fernando, Maimpis Brgy. Health Station                    | 500,000          |                   |               | 500,000           |
|                                 | Lubao, Bancal Pugad Brgy. Health Station                              | 1,000,000        | 200,000           |               | 1,200,000         |
|                                 | Lubao, San Nicolas II Brgy. Health Station                            | 1,500,000        |                   |               | 1,500,000         |
|                                 | Municipality of Arayat, San Juan Baño Brgy. Health Station            |                  | 150,000           |               | 150,000           |
|                                 | Municipality of Floridablanca, Apalit Brgy. Health Station            |                  | 150,000           |               | 150,000           |
|                                 | Municipality of Floridablanca, Fortuna Brgy. Health Station           |                  | 150,000           |               | 150,000           |
|                                 | Municipality of Floridablanca, Paguiruan Brgy. Health Station         |                  | 150,000           |               | 150,000           |
|                                 | Municipality of Floridablanca, Palmayo Brgy. Health Station           |                  | 150,000           |               | 150,000           |
|                                 | Municipality of Floridablanca, San Jose Brgy. Health Station          |                  | 150,000           |               | 150,000           |
|                                 | Municipality of Floridablanca, San Nicolas Brgy. Health Station       |                  | 150,000           |               | 150,000           |
|                                 | Municipality of Floridablanca, Sta. Monica Brgy. Health Station       |                  | 150,000           |               | 150,000           |
|                                 | Municipality of Floridablanca, Valdez Brgy. Health Station            |                  | 150,000           |               | 150,000           |
|                                 | Municipality of Macabebe, Candelaria Brgy. Health Station             | 1,000,000        |                   |               | 1,000,000         |
|                                 | Municipality of Macabebe, Castuli Brgy. Health Station                |                  | 150,000           |               | 150,000           |
|                                 | Municipality of Macabebe, Dalayap Brgy. Health Station                |                  | 150,000           |               | 150,000           |
|                                 | Municipality of Macabebe, San Juan Brgy. Health Station               | 1,000,000        |                   |               | 1,000,000         |
|                                 | Municipality of Macabebe, Sto Rosario Brgy. Health Station            |                  | 150,000           |               | 150,000           |
|                                 | Municipality of Masantol, Bulacus Brgy. Health Station                | 750,000          |                   |               | 750,000           |
|                                 | Municipality of Masantol, Nigui Brgy. Health Station                  | 750,000          |                   |               | 750,000           |
|                                 | Municipality of Masantol, Sagrada Brgy. Health Station                | 750,000          |                   |               | 750,000           |
|                                 | Municipality of Masantol, San Pedro Brgy. Health Station              | 750,000          | 150,000           |               | 900,000           |
|                                 | Municipality of Masantol, Sapang Kawayan Brgy. Health Station         |                  | 150,000           |               | 150,000           |
|                                 | Municipality of Masantol, Sta. Lucia Brgy. Health Station             | 750,000          |                   |               | 750,000           |
|                                 | Municipality of Masantol, Sta. Cruz Brgy. Health Station              | 750,000          |                   |               | 750,000           |
|                                 | Municipality of Minalin, San Francisco De Assisi Brgy. Health Station |                  | 150,000           |               | 150,000           |
|                                 | Municipality of Minalin, Sta. Maria Brgy. Health Station              |                  | 150,000           |               | 150,000           |
|                                 | Municipality of Minalin, Sto Domingo Brgy. Health Station             |                  | 150,000           |               | 150,000           |
|                                 | Municipality of Minalin, Sto. Rosario Brgy. Health Station            |                  | 150,000           |               | 150,000           |
|                                 | Municipality of San Simon, Concepcion Brgy. Health Station            |                  | 150,000           |               | 150,000           |
|                                 | Municipality of San Simon, San Juan Brgy. Health Station              |                  | 150,000           |               | 150,000           |
|                                 | Municipality of San Simon, San Miguel Brgy. Health Station            |                  | 150,000           |               | 150,000           |
|                                 | Municipality of Sta. Ana, San Bartolome Brgy. Health Station          |                  | 150,000           |               | 150,000           |
|                                 | Municipality of Sta. Ana, Santiago Brgy. Health Station               |                  | 150,000           |               | 150,000           |
|                                 | Municipality of Sta. Ana, Sta. Lucia Brgy. Health Station             |                  | 150,000           |               | 150,000           |
|                                 | Sta. Rita Birthing Station  |                  |                   | 2,500,000     | 2,500,000         |
|                                 | <b>Tarlac</b>   | <b>2,000,000</b> | <b>17,700,000</b> |               | <b>19,700,000</b> |
|                                 | City of Tarlac, Cut-Cut II Brgy. Health Station                       |                  | 150,000           |               | 150,000           |
|                                 | City of Tarlac, Aguso Brgy. Health Station                            |                  | 150,000           |               | 150,000           |
|                                 | City of Tarlac, Alvindia Segundo Brgy. Health Station                 |                  | 150,000           |               | 150,000           |
|                                 | City of Tarlac, Amucao Brgy. Health Station                           |                  | 150,000           |               | 150,000           |
|                                 | City of Tarlac, Armenia Brgy. Health Station                          |                  | 150,000           |               | 150,000           |
|                                 | City of Tarlac, Asturias Brgy. Health Station                         |                  | 150,000           |               | 150,000           |
|                                 | City of Tarlac, Atioc Brgy. Health Station                            |                  | 150,000           |               | 150,000           |
|                                 | City of Tarlac, Balanti Brgy. Health Station                          |                  | 150,000           |               | 150,000           |
|                                 | City of Tarlac, Balibago I Brgy. Health Station                       |                  | 150,000           |               | 150,000           |
|                                 | City of Tarlac, Balibago II Brgy. Health Station                      |                  | 150,000           |               | 150,000           |
|                                 | City of Tarlac, Balingcanaway Brgy. Health Station                    |                  | 150,000           |               | 150,000           |
|                                 | City of Tarlac, Banaba Brgy. Health Station                           |                  | 150,000           |               | 150,000           |
|                                 | City of Tarlac, Bantog Brgy. Health Station                           |                  | 150,000           |               | 150,000           |
|                                 | City of Tarlac, Binauganan Brgy. Health Station                       |                  | 150,000           |               | 150,000           |
|                                 | City of Tarlac, Bora Brgy. Health Station                             |                  | 150,000           |               | 150,000           |
|                                 | City of Tarlac, Buenavista Brgy. Health Station                       |                  | 150,000           |               | 150,000           |
|                                 | City of Tarlac, Care Brgy. Health Station                             |                  | 150,000           |               | 150,000           |
|                                 | City of Tarlac, Central Brgy. Health Station                          |                  | 150,000           |               | 150,000           |
|                                 | City of Tarlac, Cut-Cut I Brgy. Health Station                        |                  | 150,000           |               | 150,000           |
|                                 | City of Tarlac, Dalayap Brgy. Health Station                          |                  | 150,000           |               | 150,000           |
|                                 | City of Tarlac, Dela Paz Brgy. Health Station                         |                  | 150,000           |               | 150,000           |
|                                 | City of Tarlac, Dolores Brgy. Health Station                          |                  | 150,000           |               | 150,000           |
|                                 | City of Tarlac, Laoang Brgy. Health Station                           |                  | 150,000           |               | 150,000           |
|                                 | City of Tarlac, Ligtasan Brgy. Health Station                         |                  | 150,000           |               | 150,000           |
|                                 | City of Tarlac, Lourdes Brgy. Health Station                          |                  | 150,000           |               | 150,000           |
|                                 | City of Tarlac, Mabini Brgy. Health Station                           |                  | 150,000           |               | 150,000           |
|                                 | City of Tarlac, Mapalad Brgy. Health Station                          |                  | 150,000           |               | 150,000           |
|                                 | City of Tarlac, Matadero Brgy. Health Station                         |                  | 150,000           |               | 150,000           |
|                                 | City of Tarlac, Paraiso Brgy. Health Station                          |                  | 150,000           |               | 150,000           |
|                                 | City of Tarlac, San Carlos Brgy. Health Station                       |                  | 150,000           |               | 150,000           |
|                                 | City of Tarlac, San Francisco Brgy. Health Station                    |                  | 150,000           |               | 150,000           |
|                                 | City of Tarlac, San Jose Brgy. Health Station                         |                  | 150,000           |               | 150,000           |
|                                 | City of Tarlac, San Luis Brgy. Health Station                         |                  | 150,000           |               | 150,000           |
|                                 | City of Tarlac, San Nicolas Brgy. Health Station                      |                  | 150,000           |               | 150,000           |

| Facilities and Name of Projects |   | Infrastructure | Medical Equipment | Motor Vehicle | Total     |
|---------------------------------|---|----------------|-------------------|---------------|-----------|
|                                 | City of Tarlac, San Pascual Brgy. Health Station                    |                | 150,000           |               | 150,000   |
|                                 | City of Tarlac, San Roque Brgy. Health Station                      |                | 150,000           |               | 150,000   |
|                                 | City of Tarlac, San Sebastian Brgy. Health Station                  |                | 150,000           |               | 150,000   |
|                                 | City of Tarlac, San Vicente Brgy. Health Station                    |                | 150,000           |               | 150,000   |
|                                 | City of Tarlac, Santa Cruz (Alvandia Primero) Brgy. Health Station  |                | 150,000           |               | 150,000   |
|                                 | City of Tarlac, Santo Cristo Brgy. Health Station                   |                | 150,000           |               | 150,000   |
|                                 | City of Tarlac, Santo Domingo Brgy. Health Station                  |                | 150,000           |               | 150,000   |
|                                 | City of Tarlac, Santo Niño Brgy. Health Station                     |                | 150,000           |               | 150,000   |
|                                 | City of Tarlac, Sapang Maragul Brgy. Health Station                 |                | 150,000           |               | 150,000   |
|                                 | City of Tarlac, Sapang Tagaslog Brgy. Health Station                |                | 150,000           |               | 150,000   |
|                                 | City of Tarlac, Sepung Calzada Brgy. Health Station                 |                | 150,000           |               | 150,000   |
|                                 | City of Tarlac, Suizo Brgy. Health Station                          |                | 150,000           |               | 150,000   |
|                                 | City of Tarlac, Tariji Brgy. Health Station                         |                | 150,000           |               | 150,000   |
|                                 | City of Tarlac, Tibagan Brgy. Health Station                        |                | 150,000           |               | 150,000   |
|                                 | City of Tarlac, Trinidad (Trinidad Primero) Brgy. Health Station    |                | 150,000           |               | 150,000   |
|                                 | City of Tarlac, Ungot Brgy. Health Station                          |                | 150,000           |               | 150,000   |
|                                 | City of Tarlac, Villa Bacolor Brgy. Health Station                  |                | 150,000           |               | 150,000   |
|                                 | City of Tarlac, Burot Brgy. Health Station                          |                | 150,000           |               | 150,000   |
|                                 | City of Tarlac, Calingcuan Brgy. Health Station                     |                | 150,000           |               | 150,000   |
|                                 | City of Tarlac, Capehan Brgy. Health Station                        |                | 150,000           |               | 150,000   |
|                                 | City of Tarlac, Carangian Brgy. Health Station                      |                | 150,000           |               | 150,000   |
|                                 | City of Tarlac, Maligay Brgy. Health Station                        |                | 150,000           |               | 150,000   |
|                                 | City of Tarlac, Santa Maria Brgy. Health Station                    |                | 150,000           |               | 150,000   |
|                                 | City of Tarlac, Sinait Brgy. Health Station                         |                | 150,000           |               | 150,000   |
|                                 | Municipality of Bamban, Anupul Brgy. Health Station                 |                | 150,000           |               | 150,000   |
|                                 | Municipality of Bamban, San Roque Brgy. Health Station              |                | 150,000           |               | 150,000   |
|                                 | Municipality of Bamban, Sto Niño Brgy. Health Station               |                | 150,000           |               | 150,000   |
|                                 | Municipality of Concepcion, Caluluan Brgy. Health Station           |                | 150,000           |               | 150,000   |
|                                 | Municipality of Concepcion, Castillo Brgy. Health Station           |                | 150,000           |               | 150,000   |
|                                 | Municipality of Concepcion, Corazon De Jesus Brgy. Health Station   |                | 150,000           |               | 150,000   |
|                                 | Municipality of Concepcion, Dungan Brgy. Health Station             |                | 150,000           |               | 150,000   |
|                                 | Municipality of Concepcion, Dutung A Matas Brgy. Health Station     |                | 150,000           |               | 150,000   |
|                                 | Municipality of Concepcion, Jefmin Brgy. Health Station             |                | 150,000           |               | 150,000   |
|                                 | Municipality of Concepcion, Magao Brgy. Health Station              |                | 150,000           |               | 150,000   |
|                                 | Municipality of Concepcion, Malupa Brgy. Health Station             |                | 150,000           |               | 150,000   |
|                                 | Municipality of Concepcion, Minane Brgy. Health Station             |                | 300,000           |               | 300,000   |
|                                 | Municipality of Concepcion, Pando Brgy. Health Station              |                | 150,000           |               | 150,000   |
|                                 | Municipality of Concepcion, Parang Brgy. Health Station             |                | 150,000           |               | 150,000   |
|                                 | Municipality of Concepcion, San Agustin Brgy. Health Station        |                | 150,000           |               | 150,000   |
|                                 | Municipality of Concepcion, San Antonio Brgy. Health Station        |                | 150,000           |               | 150,000   |
|                                 | Municipality of Concepcion, San Isidro Brgy. Health Station         |                | 150,000           |               | 150,000   |
|                                 | Municipality of Concepcion, San Jose Brgy. Health Station           |                | 150,000           |               | 150,000   |
|                                 | Municipality of Concepcion, San Nicolas Balas Brgy. Health Station  |                | 150,000           |               | 150,000   |
|                                 | Municipality of Concepcion, Sta. Maria Brgy. Health Station         |                | 150,000           |               | 150,000   |
|                                 | Municipality of Concepcion, Sta. Rosa Brgy. Health Station          |                | 150,000           |               | 150,000   |
|                                 | Municipality of Concepcion, Sto. Niño Brgy. Health Station          |                | 150,000           |               | 150,000   |
|                                 | Municipality of Concepcion, Sto. Rosario Brgy. Health Station       |                | 150,000           |               | 150,000   |
|                                 | Municipality of Concepcion, Talimundoc Marimla Brgy. Health Station |                | 150,000           |               | 150,000   |
|                                 | Municipality of Gerona, Abagon Brgy. Health Station                 |                | 150,000           |               | 150,000   |
|                                 | Municipality of Gerona, Bularit Brgy. Health Station                |                | 150,000           |               | 150,000   |
|                                 | Municipality of Gerona, Danzo Brgy. Health Station                  |                | 150,000           |               | 150,000   |
|                                 | Municipality of Gerona, Magaspac Brgy. Health Station               |                | 150,000           |               | 150,000   |
|                                 | Municipality of Gerona, Malayep Brgy. Health Station                |                | 150,000           |               | 150,000   |
|                                 | Municipality of Gerona, Parsolingan Brgy. Health Station            |                | 150,000           |               | 150,000   |
|                                 | Municipality of Gerona, Quezon Brgy. Health Station                 |                | 150,000           |               | 150,000   |
|                                 | Municipality of Gerona, Salapungan Brgy. Health Station             |                | 150,000           |               | 150,000   |
|                                 | Municipality of Gerona, San Antonio Brgy. Health Station            |                | 150,000           |               | 150,000   |
|                                 | Municipality of Gerona, Santiago Brgy. Health Station               |                | 150,000           |               | 150,000   |
|                                 | Municipality of Gerona, Tagumbao Brgy. Health Station               |                | 150,000           |               | 150,000   |
|                                 | Municipality of La Paz, Dumarias Brgy. Health Station               |                | 150,000           |               | 150,000   |
|                                 | Municipality of La Paz, Guevarra Brgy. Health Station               |                | 150,000           |               | 150,000   |
|                                 | Municipality of La Paz, Kapanikian Brgy. Health Station             |                | 150,000           |               | 150,000   |
|                                 | Municipality of La Paz, Matayumtayum Brgy. Health Station           |                | 150,000           |               | 150,000   |
|                                 | Municipality of Ramos, Guiteb Health Center                         | 1,000,000      |                   |               | 1,000,000 |
|                                 | Municipality of Ramos, Toledo Health Center                         | 1,000,000      |                   |               | 1,000,000 |
|                                 | Municipality of San Jose, David Brgy. Health Station                |                | 150,000           |               | 150,000   |
|                                 | Municipality of San Jose, Iba Brgy. Health Station                  |                | 150,000           |               | 150,000   |
|                                 | Municipality of San Jose, Libigan Brgy. Health Station              |                | 150,000           |               | 150,000   |
|                                 | Municipality of San Jose, Maamot Brgy. Health Station               |                | 150,000           |               | 150,000   |
|                                 | Municipality of San Jose, Mababanaba Brgy. Health Station           |                | 150,000           |               | 150,000   |
|                                 | Municipality of San Jose, Pao Brgy. Health Station                  |                | 150,000           |               | 150,000   |
|                                 | Municipality of San Jose, San Juan de Valdez Brgy. Health Station   |                | 150,000           |               | 150,000   |



| Facilities and Name of Projects |   | Infrastructure    | Medical Equipment | Motor Vehicle | Total             |
|---------------------------------|---|-------------------|-------------------|---------------|-------------------|
|                                 | Municipality of San Jose, Sula Brgy. Health Station               |                   | 150,000           |               | 150,000           |
|                                 | Municipality of Sta. Ignacia, Caanomongan Brgy. Health Station    |                   | 150,000           |               | 150,000           |
|                                 | Municipality of Sta. Ignacia, Poblacion East Brgy. Health Station |                   | 150,000           |               | 150,000           |
|                                 | Municipality of Sta. Ignacia, Poblacion West Brgy. Health Station |                   | 150,000           |               | 150,000           |
|                                 | Municipality of Sta. Ignacia, San Francisco Brgy. Health Station  |                   | 150,000           |               | 150,000           |
|                                 | Municipality of Victoria, Balbaloto Brgy. Health Station          |                   | 150,000           |               | 150,000           |
|                                 | Municipality of Victoria, Bangar Brgy. Health Station             |                   | 150,000           |               | 150,000           |
|                                 | Municipality of Victoria, Cabuluan Brgy. Health Station           |                   | 150,000           |               | 150,000           |
|                                 | Municipality of Victoria, Cruz Brgy. Health Station               |                   | 150,000           |               | 150,000           |
|                                 | Municipality of Victoria, Palacpalac Brgy. Health Station         |                   | 150,000           |               | 150,000           |
|                                 | Municipality of Victoria, San Andres Brgy. Health Station         |                   | 300,000           |               | 300,000           |
|                                 | Municipality of Victoria, San Francisco Brgy. Health Station      |                   | 150,000           |               | 150,000           |
|                                 | <b>Zambales</b>   | <b>3,000,000</b>  | <b>300,000</b>    |               | <b>3,300,000</b>  |
|                                 | City of Olongapo, Kalaklan Brgy. Health Station                   | 1,000,000         |                   |               | 1,000,000         |
|                                 | City of Subic, Matain Brgy. Health Station                        | 1,000,000         |                   |               | 1,000,000         |
|                                 | City of Subic, Naugsol Brgy. Health Station                       | 1,000,000         |                   |               | 1,000,000         |
|                                 | Municipality of Candelaria Catol Brgy. Health Station             |                   | 150,000           |               | 150,000           |
|                                 | Municipality of Sta. Cruz, Lucapon North Brgy. Health Station     |                   | 150,000           |               | 150,000           |
|                                 | <b>Region IV-A</b>  | <b>19,500,000</b> |                   |               | <b>19,500,000</b> |
|                                 | <b>Batangas</b>   | <b>6,000,000</b>  |                   |               | <b>6,000,000</b>  |
|                                 | Mabacong Brgy. Health Station, Batangas City                      | 1,500,000         |                   |               | 1,500,000         |
|                                 | Poblacion 1 Brgy. Health Station, Mataas na kahoy                 | 1,500,000         |                   |               | 1,500,000         |
|                                 | San Agapito Brgy. Health Station (Isla Verde), Batangas City      | 1,500,000         |                   |               | 1,500,000         |
|                                 | Tinga Labac Brgy. Health Station, Batangas City                   | 1,500,000         |                   |               | 1,500,000         |
|                                 | <b>Laguna</b>   | <b>500,000</b>    |                   |               | <b>500,000</b>    |
|                                 | Pandeno Brgy. Health Station, Siniloan                            | 500,000           |                   |               | 500,000           |
|                                 | <b>Quezon</b>   | <b>11,000,000</b> |                   |               | <b>11,000,000</b> |
|                                 | Magallanes Brgy. Health Station, Guinayangan                      | 1,000,000         |                   |               | 1,000,000         |
|                                 | San Diego Brgy. Health Station, Tagkawayan                        | 1,000,000         |                   |               | 1,000,000         |
|                                 | Bamban Brgy. Health Station with Birthing Facility, Tagkawayan    | 3,000,000         |                   |               | 3,000,000         |
|                                 | Katimo Brgy. Health Station with Birthing Facility, Tagkawayan    | 3,000,000         |                   |               | 3,000,000         |
|                                 | Mapulot Brgy. Health Station with Birthing Facility, Tagkawayan   | 3,000,000         |                   |               | 3,000,000         |
|                                 | <b>Rizal</b>  | <b>2,000,000</b>  |                   |               | <b>2,000,000</b>  |
|                                 | Municipality of Morong, Bombongan Brgy. Health Station            | 1,000,000         |                   |               | 1,000,000         |
|                                 | Pinugay Brgy. Health Station, Baras, Rizal                        | 1,000,000         |                   |               | 1,000,000         |
|                                 | <b>Region IV-B</b>  | <b>35,810,000</b> | <b>5,930,000</b>  |               | <b>41,740,000</b> |
|                                 | <b>Marinduque</b>   |                   | <b>2,000,000</b>  |               | <b>2,000,000</b>  |
|                                 | Duyay Brgy. Health Station, Boac                                  |                   | 400,000           |               | 400,000           |
|                                 | Poctoy Brgy. Health Station, Boac                                 |                   | 400,000           |               | 400,000           |
|                                 | Pulong Parang Brgy. Health Station                                |                   | 400,000           |               | 400,000           |
|                                 | Tamayo Brgy. Health Station, Sta. Cruz                            |                   | 400,000           |               | 400,000           |
|                                 | Tambunan Brgy. Health Station, Boac                               |                   | 400,000           |               | 400,000           |
|                                 | <b>Occidental Mindoro</b>   | <b>1,500,000</b>  | <b>2,130,000</b>  |               | <b>3,630,000</b>  |
|                                 | Barangay Talabaan Health Station (Proper), Mamburao               |                   | 400,000           |               | 400,000           |
|                                 | Magsikap Brgy. Health Station and Lying-in, Rizal                 |                   | 300,000           |               | 300,000           |
|                                 | Malawaan Brgy. Health Station, Rizal                              |                   | 65,000            |               | 65,000            |
|                                 | Maligaya Brgy. Health Station, Lubang                             |                   | 200,000           |               | 200,000           |
|                                 | Maliig Brgy. Health Station, Lubang                               |                   | 200,000           |               | 200,000           |
|                                 | Manoot Brgy. Health Station, Rizal                                |                   | 65,000            |               | 65,000            |
|                                 | Pinagturilan - Sitio Mendiola, Sta. Cruz Brgy. Health Station     | 1,500,000         |                   |               | 1,500,000         |
|                                 | Pitogo Brgy. Health Station and Lying-in, Rizal                   |                   | 300,000           |               | 300,000           |
|                                 | Tangal Brgy. Health Station, Lubang                               |                   | 200,000           |               | 200,000           |
|                                 | Tumibo Brgy. Health Station, Lubang                               |                   | 200,000           |               | 200,000           |
|                                 | Vigo Brgy. Health Station, Lubang                                 |                   | 200,000           |               | 200,000           |
|                                 | <b>Oriental Mindoro</b>   | <b>2,810,000</b>  | <b>1,800,000</b>  |               | <b>4,610,000</b>  |
|                                 | B. Del Mundo Brgy. Health Station, Mansalay                       | 850,000           | 300,000           |               | 1,150,000         |
|                                 | Brgy. Health Station - Nasukob, Bulalacao                         | 250,000           | 400,000           |               | 650,000           |
|                                 | Brgy. Health Station - San Isidro, Bulalacao                      | 360,000           | 400,000           |               | 760,000           |
|                                 | Brgy. Health Station San Roque, Bulalacao                         | 500,000           | 400,000           |               | 900,000           |
|                                 | Budburan Brgy. Health Station, Mansalay                           | 850,000           | 300,000           |               | 1,150,000         |

| Facilities and Name of Projects |   | Infrastructure    | Medical Equipment | Motor Vehicle | Total             |
|---------------------------------|---|-------------------|-------------------|---------------|-------------------|
| <b>Palawan</b>                  |   | <b>30,500,000</b> |                   |               | <b>30,500,000</b> |
|                                 | Apo-Aporawan Brgy. Health Station                       | 5,000,000         |                   |               | 5,000,000         |
|                                 | Aramaywan Brgy. Health Station, Narra                   | 1,500,000         |                   |               | 1,500,000         |
|                                 | Bagumbayan Brgy. Health Station                         | 5,000,000         |                   |               | 5,000,000         |
|                                 | Burirao Brgy. Health Station, Narra                     | 1,000,000         |                   |               | 1,000,000         |
|                                 | Cabigaan Brgy. Health Station                           | 5,000,000         |                   |               | 5,000,000         |
|                                 | Malinao Brgy. Health Station, Narra                     | 2,500,000         |                   |               | 2,500,000         |
|                                 | Mangingisda Brgy. Health Station                        | 3,000,000         |                   |               | 3,000,000         |
|                                 | Princess Urduja Brgy. Health Station, Narra             | 2,500,000         |                   |               | 2,500,000         |
|                                 | San Miguel Brgy. Health Station                         | 5,000,000         |                   |               | 5,000,000         |
| <b>Romblon</b>                  |   | <b>1,000,000</b>  |                   |               | <b>1,000,000</b>  |
|                                 | Guinbirayan Brgy. Health Station, Sta. Fe               | 1,000,000         |                   |               | 1,000,000         |
| <b>Region VI</b>                |   | <b>52,800,000</b> | <b>1,200,000</b>  |               | <b>54,000,000</b> |
| <b>Aklan</b>                    |   | <b>4,500,000</b>  |                   |               | <b>4,500,000</b>  |
|                                 | Carugdog Brgy. Health Station, Lezo                     | 1,000,000         |                   |               | 1,000,000         |
|                                 | Lapnag Brgy. Health Station, Banga                      | 1,000,000         |                   |               | 1,000,000         |
|                                 | Laserna Brgy. Health Station, Nabas                     | 1,000,000         |                   |               | 1,000,000         |
|                                 | Muguing Brgy. Health Station, Banga                     | 1,000,000         |                   |               | 1,000,000         |
|                                 | Naasug Brgy. Health Station, Malay                      | 500,000           |                   |               | 500,000           |
| <b>Antique</b>                  |   | <b>9,000,000</b>  | <b>1,000,000</b>  |               | <b>10,000,000</b> |
|                                 | Barasanan A Brgy. Health Station, Tobias Fornier        | 1,000,000         |                   |               | 1,000,000         |
|                                 | Barusbus Brgy. Health Station, Libertad                 |                   | 200,000           |               | 200,000           |
|                                 | Bongbongan 1-2 Brgy. Health Station, Hamtic             | 1,000,000         |                   |               | 1,000,000         |
|                                 | Dawis Brgy. Health Station, Caluya                      | 1,000,000         |                   |               | 1,000,000         |
|                                 | Hininga-an Brgy. Health Station, Caluya                 | 1,000,000         |                   |               | 1,000,000         |
|                                 | Lindero Brgy. Health Station, Libertad                  |                   | 200,000           |               | 200,000           |
|                                 | Magdalena Brgy. Health Station, Anini-y                 |                   | 200,000           |               | 200,000           |
|                                 | Mapatag Brgy. Health Station, Hamtic                    | 1,000,000         |                   |               | 1,000,000         |
|                                 | Pajo Brgy. Health Station, Libertad                     |                   | 200,000           |               | 200,000           |
|                                 | Pandanan Brgy. Health Station, Laua-an                  | 1,000,000         |                   |               | 1,000,000         |
|                                 | Puao Brgy. Health Station, Hamtic                       | 1,000,000         |                   |               | 1,000,000         |
|                                 | San Francisco Brgy. Health Station, Anini-y             | 1,000,000         |                   |               | 1,000,000         |
|                                 | Trinidad Brgy. Health Station, San Remigio              | 1,000,000         |                   |               | 1,000,000         |
|                                 | Union Brgy. Health Station, Libertad                    |                   | 200,000           |               | 200,000           |
| <b>Capiz</b>                    |   | <b>1,000,000</b>  |                   |               | <b>1,000,000</b>  |
|                                 | Ameligan Brgy. Health Station, Pontevedra               | 1,000,000         |                   |               | 1,000,000         |
| <b>Guimaras</b>                 |   | <b>1,000,000</b>  | <b>200,000</b>    |               | <b>1,200,000</b>  |
|                                 | Alegria Brgy. Health Station, Sibunag                   |                   | 200,000           |               | 200,000           |
|                                 | Lapaz Brgy. Health Station, Nueva Valencia              | 500,000           |                   |               | 500,000           |
|                                 | Panobolon Brgy. Health Station, Nueva Valencia          | 500,000           |                   |               | 500,000           |
| <b>Iloilo</b>                   |   | <b>16,300,000</b> |                   |               | <b>16,300,000</b> |
|                                 | Bagay Brgy. Health Station, Igbaras                     | 1,000,000         |                   |               | 1,000,000         |
|                                 | Bo. Obrero Birthing Center                              | 1,000,000         |                   |               | 1,000,000         |
|                                 | Calumpang Brgy. Health Station & Birthing Center        | 1,000,000         |                   |               | 1,000,000         |
|                                 | Caninguan Brgy. Health Station, Lambunao                | 900,000           |                   |               | 900,000           |
|                                 | Dagami Brgy. Health Station, Maasin                     | 1,000,000         |                   |               | 1,000,000         |
|                                 | Dapdap Brgy. Health Station, Tigbauan                   | 800,000           |                   |               | 800,000           |
|                                 | Dawis Brgy. Health Station, Zarraga                     | 700,000           |                   |               | 700,000           |
|                                 | Dorog Brgy. Health Station, Leon                        | 1,000,000         |                   |               | 1,000,000         |
|                                 | Escalantera Brgy. Health Station, San Joaquin           | 1,000,000         |                   |               | 1,000,000         |
|                                 | Gines Nuevo-Quinolpan Brgy. Health Station, San Enrique | 1,000,000         |                   |               | 1,000,000         |
|                                 | Igpaho Brgy. Health Station, Tubungan                   | 1,000,000         |                   |               | 1,000,000         |
|                                 | Lakay Doldol Brgy. Health Station, Igbaras              | 1,000,000         |                   |               | 1,000,000         |
|                                 | Matambog Brgy. Health Station, San Joaquin              | 1,000,000         |                   |               | 1,000,000         |
|                                 | San Mateo Norte Brgy. Health Station, San Joaquin       | 1,000,000         |                   |               | 1,000,000         |
|                                 | Tigbanaba Brgy. Health Station, Igbaras                 | 1,000,000         |                   |               | 1,000,000         |
|                                 | Trangka Brgy. Health Station, Maasin                    | 1,000,000         |                   |               | 1,000,000         |
|                                 | Tubungan Brgy. Health Station, Lambunao                 | 900,000           |                   |               | 900,000           |
| <b>Negros Occidental</b>        |   | <b>21,000,000</b> |                   |               | <b>21,000,000</b> |
|                                 | Agboy Brgy. Health Station, Candoni                     | 1,000,000         |                   |               | 1,000,000         |
|                                 | Alacaygan Brgy. Health Station, E.B. Magalona           | 1,000,000         |                   |               | 1,000,000         |
|                                 | Amontay Brgy. Health Station, Binalbagan                | 1,000,000         |                   |               | 1,000,000         |

| Facilities and Name of Projects |   | Infrastructure     | Medical Equipment | Motor Vehicle | Total              |
|---------------------------------|---|--------------------|-------------------|---------------|--------------------|
|                                 | Bug-ang Brgy. Health Station, Toboso                            | 1,000,000          |                   |               | 1,000,000          |
|                                 | Cambayobo Brgy. Health Station, Calatrava                       | 1,000,000          |                   |               | 1,000,000          |
|                                 | Campo Santiago Brgy. Health Station, Sagay City                 | 1,000,000          |                   |               | 1,000,000          |
|                                 | Gen. Malvar Brgy. Health Station, Pontevedra                    | 1,000,000          |                   |               | 1,000,000          |
|                                 | Ilaya Brgy. Health Station, Calatrava                           | 1,000,000          |                   |               | 1,000,000          |
|                                 | Ilijan Brgy. Health Station, Bago City                          | 1,000,000          |                   |               | 1,000,000          |
|                                 | Kumaliskis Brgy. Health Station, Salvador Benedicto             | 1,000,000          |                   |               | 1,000,000          |
|                                 | Locotan Brgy. Health Station, Kabankalan City                   | 1,000,000          |                   |               | 1,000,000          |
|                                 | Magticol Brgy. Health Station, Toboso                           | 1,000,000          |                   |               | 1,000,000          |
|                                 | Pinapugasan Brgy. Health Station, Escalante City                | 1,000,000          |                   |               | 1,000,000          |
|                                 | Riverside Brgy. Health Station, Isabela                         | 1,000,000          |                   |               | 1,000,000          |
|                                 | San Fernando Brgy. Health Station, Talisay City                 | 1,000,000          |                   |               | 1,000,000          |
|                                 | San Isidro Brgy. Health Station, Toboso                         | 1,000,000          |                   |               | 1,000,000          |
|                                 | San Jose Brgy. Health Station, Toboso                           | 1,000,000          |                   |               | 1,000,000          |
|                                 | Santol Brgy. Health Station, Binalbagan                         | 1,000,000          |                   |               | 1,000,000          |
|                                 | Sikatuna Brgy. Health Station, Isabela                          | 1,000,000          |                   |               | 1,000,000          |
|                                 | Sura Brgy. Health Station, Cauayan                              | 1,000,000          |                   |               | 1,000,000          |
|                                 | Tan-Awan Brgy. Health Station, Kabankalan City                  | 1,000,000          |                   |               | 1,000,000          |
| <b>Region IX</b>                |   | <b>9,200,000</b>   | <b>1,700,000</b>  |               | <b>10,900,000</b>  |
|                                 | <b>Zamboanga del Sur</b>  | <b>5,000,000</b>   |                   |               | <b>5,000,000</b>   |
|                                 | Bagong Baroy Brgy. Health Station                               | 1,000,000          |                   |               | 1,000,000          |
|                                 | Lantawan Brgy. Health Station                                   | 1,000,000          |                   |               | 1,000,000          |
|                                 | New Oroquieta Brgy. Health Station                              | 1,000,000          |                   |               | 1,000,000          |
|                                 | Picturan Brgy. Health Station                                   | 1,000,000          |                   |               | 1,000,000          |
|                                 | Rizal Brgy. Health Station                                      | 1,000,000          |                   |               | 1,000,000          |
|                                 | <b>Zamboanga del Norte</b>                                      | <b>4,200,000</b>   | <b>500,000</b>    |               | <b>4,700,000</b>   |
|                                 | El Paraiso Brgy. Health Station                                 | 100,000            |                   |               | 100,000            |
|                                 | La Victoria Brgy. Health Station                                | 1,100,000          |                   |               | 1,100,000          |
|                                 | Moliton Brgy. Health Station                                    |                    | 500,000           |               | 500,000            |
|                                 | San Roque Brgy. Health Station                                  | 1,000,000          |                   |               | 1,000,000          |
|                                 | Sta. Catalina Brgy. Health Station                              | 1,000,000          |                   |               | 1,000,000          |
|                                 | Tinuyop Brgy. Health Station                                    | 1,000,000          |                   |               | 1,000,000          |
|                                 | <b>Zamboanga Sibugay</b>  |                    | <b>1,200,000</b>  |               | <b>1,200,000</b>   |
|                                 | Bag-ong Borbon Brgy. Health Station                             |                    | 200,000           |               | 200,000            |
|                                 | Bulaan Brgy. Health Station                                     |                    | 200,000           |               | 200,000            |
|                                 | Compostela Brgy. Health Station                                 |                    | 200,000           |               | 200,000            |
|                                 | Manlin Brgy. Health Station                                     |                    | 200,000           |               | 200,000            |
|                                 | San Jose Brgy. Health Station                                   |                    | 200,000           |               | 200,000            |
|                                 | Talamimi Brgy. Health Station                                   |                    | 200,000           |               | 200,000            |
| <b>Region X</b>                 |   | <b>175,000,000</b> | <b>3,555,000</b>  |               | <b>178,555,000</b> |
|                                 | <b>Bukidnon</b>   | <b>52,500,000</b>  | <b>300,000</b>    |               | <b>52,800,000</b>  |
|                                 | Malaybalay City, Barangay 1 Brgy. Health Station                | 1,000,000          |                   |               | 1,000,000          |
|                                 | Malaybalay City, San Jose Brgy. Health Station                  | 1,000,000          |                   |               | 1,000,000          |
|                                 | Municipality of Baungon, Buenavista Brgy. Health Station        | 1,000,000          |                   |               | 1,000,000          |
|                                 | Municipality of Baungon, Imbatug Brgy. Health Station           | 1,000,000          |                   |               | 1,000,000          |
|                                 | Municipality of Cabanglasan, Cananga-an Brgy. Health Station    | 1,000,000          |                   |               | 1,000,000          |
|                                 | Municipality of Damulog, Kinapat Brgy. Health Station           | 1,000,000          |                   |               | 1,000,000          |
|                                 | Municipality of Damulog, San Isidro Brgy. Health Station        | 1,000,000          |                   |               | 1,000,000          |
|                                 | Municipality of Dangcagan, Dolorosa Brgy. Health Station        | 1,000,000          |                   |               | 1,000,000          |
|                                 | Municipality of Dangcagan, Kapalaran Brgy. Health Station       | 1,000,000          |                   |               | 1,000,000          |
|                                 | Municipality of Dangcagan, Kianggat Brgy. Health Station        | 1,000,000          |                   |               | 1,000,000          |
|                                 | Municipality of Dangcagan, Mac Arthur Brgy. Health Station      | 1,000,000          |                   |               | 1,000,000          |
|                                 | Municipality of Dangcagan, Miaray Brgy. Health Station          | 1,000,000          |                   |               | 1,000,000          |
|                                 | Municipality of Don Carlos, Bocboc Brgy. Health Station         | 1,000,000          |                   |               | 1,000,000          |
|                                 | Municipality of Don Carlos, Kiara Brgy. Health Station          | 1,000,000          |                   |               | 1,000,000          |
|                                 | Municipality of Don Carlos, Old Nongnongan Brgy. Health Station | 1,000,000          |                   |               | 1,000,000          |
|                                 | Municipality of Don Carlos, Sur Brgy. Health Station            | 2,000,000          |                   |               | 2,000,000          |
|                                 | Municipality of Impasug-ong, Kibenton Brgy. Health Station      | 1,000,000          |                   |               | 1,000,000          |
|                                 | Municipality of Kadingilan, Cabadiangan Brgy. Health Station    | 1,000,000          |                   |               | 1,000,000          |
|                                 | Municipality of Kadingilan, Malinao Brgy. Health Station        | 1,000,000          |                   |               | 1,000,000          |
|                                 | Municipality of Kibawe, East Kibawe Brgy. Health Station        | 1,000,000          |                   |               | 1,000,000          |
|                                 | Municipality of Kibawe, New Kidapawan Brgy. Health Station      | 1,000,000          |                   |               | 1,000,000          |
|                                 | Municipality of Lantapan, Alanib Brgy. Health Station           | 500,000            |                   |               | 500,000            |
|                                 | Municipality of Lantapan, Baclayon Brgy. Health Station         | 1,000,000          |                   |               | 1,000,000          |
|                                 | Municipality of Lantapan, Balila Brgy. Health Station           | 1,000,000          |                   |               | 1,000,000          |



| Facilities and Name of Projects |  | Infrastructure    | Medical Equipment | Motor Vehicle | Total             |
|---------------------------------|--|-------------------|-------------------|---------------|-------------------|
|                                 | Municipality of Lantapan, Basak Brgy. Health Station                         | 1,000,000         |                   |               | 1,000,000         |
|                                 | Municipality of Lantapan, Cawayan Brgy. Health Station                       | 1,000,000         |                   |               | 1,000,000         |
|                                 | Municipality of Lantapan, Victory Brgy. Health Station                       | 1,000,000         |                   |               | 1,000,000         |
|                                 | Municipality of Malaybalay City, Linabo Brgy. Health Station                 | 1,000,000         |                   |               | 1,000,000         |
|                                 | Municipality of Maramag, Kuya Brgy. Health Station                           | 1,000,000         |                   |               | 1,000,000         |
|                                 | Municipality of Maramag, San Miguel Brgy. Health Station                     | 1,000,000         |                   |               | 1,000,000         |
|                                 | Municipality of Pangantucan, Bangaan Brgy. Health Station                    | 1,000,000         |                   |               | 1,000,000         |
|                                 | Municipality of Pangantucan, Concepcion Brgy. Health Station                 | 1,000,000         |                   |               | 1,000,000         |
|                                 | Municipality of Pangantucan, Gandingan Brgy. Health Station                  | 1,000,000         |                   |               | 1,000,000         |
|                                 | Municipality of Pangantucan, Kimanait Brgy. Health Station                   | 1,000,000         |                   |               | 1,000,000         |
|                                 | Municipality of Pangantucan, Mendis Brgy. Health Station                     | 1,000,000         |                   |               | 1,000,000         |
|                                 | Municipality of Pangantucan, Payad Brgy. Health Station                      | 1,000,000         |                   |               | 1,000,000         |
|                                 | Municipality of Quezon, Cebole, Brgy. Health Station                         | 1,000,000         |                   |               | 1,000,000         |
|                                 | Municipality of Quezon, Mibantang Brgy. Health Station                       | 1,000,000         |                   |               | 1,000,000         |
|                                 | Municipality of Quezon, Paitan Brgy. Health Station                          | 1,000,000         |                   |               | 1,000,000         |
|                                 | Municipality of Quezon, Poblacion Brgy. Health Station                       | 1,000,000         |                   |               | 1,000,000         |
|                                 | Municipality of Quezon, San Isidro Brgy. Health Station                      | 1,000,000         |                   |               | 1,000,000         |
|                                 | Municipality of Quezon, San Jose Brgy. Health Station                        | 1,000,000         |                   |               | 1,000,000         |
|                                 | Municipality of San Fernando, Halapitan Brgy. Health Station                 | 1,000,000         |                   |               | 1,000,000         |
|                                 | Municipality of San Fernando, Nacabuklad Brgy. Health Station                | 1,000,000         |                   |               | 1,000,000         |
|                                 | Municipality of San Fernando, Tugop Brgy. Health Station                     | 1,000,000         |                   |               | 1,000,000         |
|                                 | Municipality of Sugbongcogon, Sta. Cruz Brgy. Health Station                 |                   | 300,000           |               | 300,000           |
|                                 | Municipality of Sumilao, San Roque Brgy. Health Station                      | 1,000,000         |                   |               | 1,000,000         |
|                                 | Municipality of Talakag, Sto. Niño, Brgy. Health Station                     | 1,000,000         |                   |               | 1,000,000         |
|                                 | Municipality of Tubod, Bualan Brgy. Health Station                           | 1,000,000         |                   |               | 1,000,000         |
|                                 | Municipality of Valencia City, Tugaya Brgy. Health Station                   | 1,000,000         |                   |               | 1,000,000         |
|                                 | Municipality of Valencia City, Sitio Migtulod, Mt. Nebo Brgy. Health Station | 1,000,000         |                   |               | 1,000,000         |
|                                 | Municipality Kitaotao, Bershiba Brgy. Health Station                         | 1,000,000         |                   |               | 1,000,000         |
|                                 | Valencia City, Mt. Nebo Brgy. Health Station                                 | 1,000,000         |                   |               | 1,000,000         |
|                                 |  |                   |                   |               |                   |
|                                 | <b>Cagayan de Oro</b>  | <b>11,000,000</b> |                   |               | <b>11,000,000</b> |
|                                 | City of Cagayan de Oro, Agusan UHC   | 1,000,000         |                   |               | 1,000,000         |
|                                 | City of Cagayan de Oro, Bugo UHC   | 1,000,000         |                   |               | 1,000,000         |
|                                 | City of Cagayan de Oro, Camaman-an UHC                                       | 1,000,000         |                   |               | 1,000,000         |
|                                 | City of Cagayan de Oro, Consolacion UHC                                      | 1,000,000         |                   |               | 1,000,000         |
|                                 | City of Cagayan de Oro, Cugman UHC   | 1,000,000         |                   |               | 1,000,000         |
|                                 | City of Cagayan de Oro, FS Catanico UHC                                      | 1,000,000         |                   |               | 1,000,000         |
|                                 | City of Cagayan de Oro, Gusa UHC   | 1,000,000         |                   |               | 1,000,000         |
|                                 | City of Cagayan de Oro, Macabalan UHC  | 1,000,000         |                   |               | 1,000,000         |
|                                 | City of Cagayan de Oro, Macasandig UHC                                       | 1,000,000         |                   |               | 1,000,000         |
|                                 | City of Cagayan de Oro, Nazareth UHC   | 1,000,000         |                   |               | 1,000,000         |
|                                 | City of Cagayan de Oro, Puntod UHC   | 1,000,000         |                   |               | 1,000,000         |
|                                 |  |                   |                   |               |                   |
|                                 | <b>Camiguin</b>  | <b>8,000,000</b>  |                   |               | <b>8,000,000</b>  |
|                                 | Municipality of Catarman, Liloan Brgy. Health Station                        | 1,000,000         |                   |               | 1,000,000         |
|                                 | Municipality of Mahinog, San Jose Brgy. Health Station                       | 1,000,000         |                   |               | 1,000,000         |
|                                 | Municipality of Mahinog, San Miguel Brgy. Health Station                     | 1,000,000         |                   |               | 1,000,000         |
|                                 | Municipality of Mahinog, San Roque Brgy. Health Station                      | 1,000,000         |                   |               | 1,000,000         |
|                                 | Municipality of Mahinog, Tubod Brgy. Health Station                          | 1,000,000         |                   |               | 1,000,000         |
|                                 | Municipality of Mambajao, Balbagon Brgy. Health Station                      | 1,000,000         |                   |               | 1,000,000         |
|                                 | Municipality of Mambajao, Bug-Ong Brgy. Health Station                       | 1,000,000         |                   |               | 1,000,000         |
|                                 | Municipality of Sagay, Mayana Brgy. Health Station                           | 1,000,000         |                   |               | 1,000,000         |
|                                 |  |                   |                   |               |                   |
|                                 | <b>Lanao del Norte</b>   | <b>7,000,000</b>  |                   |               | <b>7,000,000</b>  |
|                                 | City of Iligan, Digkilaan Brgy. Health Station                               | 1,000,000         |                   |               | 1,000,000         |
|                                 | Iligan City, Tipanoy Brgy. Health Station                                    | 1,000,000         |                   |               | 1,000,000         |
|                                 | Iligan City, Tubod Brgy. Health Station                                      | 1,000,000         |                   |               | 1,000,000         |
|                                 | Iligan City, Ubaldo Laya Brgy. Health Station                                | 1,000,000         |                   |               | 1,000,000         |
|                                 | City of Iligan, Del Carmen Brgy. Health Station                              | 1,000,000         |                   |               | 1,000,000         |
|                                 | City of Iligan, Villaverde Brgy. Health Station                              | 1,000,000         |                   |               | 1,000,000         |
|                                 | Municipality of Magsaysay, Baguiguicon Brgy. Health Station                  | 500,000           |                   |               | 500,000           |
|                                 | Municipality of Magsaysay, Tambacon Brgy. Health Station                     | 500,000           |                   |               | 500,000           |
|                                 |  |                   |                   |               |                   |
|                                 | <b>Misamis Occidental</b>  | <b>39,500,000</b> |                   |               | <b>39,500,000</b> |
|                                 | City of Tangub, Caniangan Brgy. Health Station                               | 1,000,000         |                   |               | 1,000,000         |
|                                 | City of Tangub, Capalaran Brgy. Health Station                               | 1,000,000         |                   |               | 1,000,000         |
|                                 | City of Tangub, Owayan Brgy. Health Station                                  | 1,000,000         |                   |               | 1,000,000         |
|                                 | City of Tangub, Sicot Brgy. Health Station                                   | 1,000,000         |                   |               | 1,000,000         |
|                                 | Municipality of Aloran, Banilson Brgy. Health Station                        | 1,000,000         |                   |               | 1,000,000         |
|                                 | Municipality of Aloran, Calube Brgy. Health Station                          | 500,000           |                   |               | 500,000           |
|                                 | Municipality of Aloran, Maular Brgy. Health Station                          | 1,000,000         |                   |               | 1,000,000         |

| Facilities and Name of Projects |   | Infrastructure    | Medical Equipment | Motor Vehicle | Total             |
|---------------------------------|---|-------------------|-------------------|---------------|-------------------|
|                                 | Municipality of Aloran, Tawi Tawi Brgy. Health Station              | 1,000,000         |                   |               | 1,000,000         |
|                                 | Municipality of Aloran, Zamora Brgy. Health Station                 | 1,000,000         |                   |               | 1,000,000         |
|                                 | Municipality of Calamba, Bunawan Brgy. Health Station               | 1,000,000         |                   |               | 1,000,000         |
|                                 | Municipality of Calamba, Don Bernando Neri Brgy. Health Station     | 1,000,000         |                   |               | 1,000,000         |
|                                 | Municipality of Calamba, Libertad Brgy. Health Station              | 1,000,000         |                   |               | 1,000,000         |
|                                 | Municipality of Calamba, Mamalad Brgy. Health Station               | 1,000,000         |                   |               | 1,000,000         |
|                                 | Municipality of Calamba, Solinog Brgy. Health Station               | 1,000,000         |                   |               | 1,000,000         |
|                                 | Municipality of Calamba, Southwest Poblacion Brgy. Health Station   | 1,000,000         |                   |               | 1,000,000         |
|                                 | Municipality of Don Victoriano, Lake Duminagat Brgy. Health Station | 1,000,000         |                   |               | 1,000,000         |
|                                 | Municipality of Don Victoriano, Tuno Brgy. Health Station           | 1,000,000         |                   |               | 1,000,000         |
|                                 | Municipality of Jimenez, Butuay Brgy. Health Station                | 1,000,000         |                   |               | 1,000,000         |
|                                 | Municipality of Jimenez, Macabayao Brgy. Health Station             | 1,000,000         |                   |               | 1,000,000         |
|                                 | Municipality of Jimenez, Miallem Brgy. Health Station               | 1,000,000         |                   |               | 1,000,000         |
|                                 | Municipality of Jimenez, San Isidro Brgy. Health Station            | 1,000,000         |                   |               | 1,000,000         |
|                                 | Municipality of Ozamiz City, Gotocan Daku Brgy. Health Station      | 1,000,000         |                   |               | 1,000,000         |
|                                 | Municipality of Plaridel, Agunod Brgy. Health Station               | 1,000,000         |                   |               | 1,000,000         |
|                                 | Municipality of Plaridel, Bato Brgy. Health Station                 | 1,000,000         |                   |               | 1,000,000         |
|                                 | Municipality of Plaridel, Calacaan Brgy. Health Station             | 1,000,000         |                   |               | 1,000,000         |
|                                 | Municipality of Plaridel, Catarman Brgy. Health Station             | 1,000,000         |                   |               | 1,000,000         |
|                                 | Municipality of Plaridel, Cebulin Brgy. Health Station              | 1,000,000         |                   |               | 1,000,000         |
|                                 | Municipality of Plaridel, Clarin Brgy. Health Station               | 1,000,000         |                   |               | 1,000,000         |
|                                 | Municipality of Plaridel, Danao Brgy. Health Station                | 1,000,000         |                   |               | 1,000,000         |
|                                 | Municipality of Plaridel, Deboloc Brgy. Health Station              | 1,000,000         |                   |               | 1,000,000         |
|                                 | Municipality of Plaridel, Divisoria Brgy. Health Station            | 1,000,000         |                   |               | 1,000,000         |
|                                 | Municipality of Plaridel, Eastern Looc Brgy. Health Station         | 1,000,000         |                   |               | 1,000,000         |
|                                 | Municipality of Plaridel, Katipunan Brgy. Health Station            | 1,000,000         |                   |               | 1,000,000         |
|                                 | Municipality of Plaridel, Kauswagan Brgy. Health Station            | 1,000,000         |                   |               | 1,000,000         |
|                                 | Municipality of Plaridel, La-o Proper Brgy. Health Station          | 1,000,000         |                   |               | 1,000,000         |
|                                 | Municipality of Plaridel, Lao Santa Cruz Brgy. Health Station       | 1,000,000         |                   |               | 1,000,000         |
|                                 | Municipality of Plaridel, Mangidkid Brgy. Health Station            | 1,000,000         |                   |               | 1,000,000         |
|                                 | Municipality of Plaridel, New Look Brgy. Health Station             | 1,000,000         |                   |               | 1,000,000         |
|                                 | Municipality of Plaridel, Puntod Brgy. Health Station               | 1,000,000         |                   |               | 1,000,000         |
|                                 | Municipality of Plaridel, Southern Poblacion Brgy. Health Station   | 1,000,000         |                   |               | 1,000,000         |
|                                 |   |                   |                   |               |                   |
|                                 | <b>Misamis Oriental</b>   | <b>57,000,000</b> | <b>3,255,000</b>  |               | <b>60,255,000</b> |
|                                 | City of El Salvador, Quibonbon Brgy. Health Station                 | 1,000,000         |                   |               | 1,000,000         |
|                                 | City of El Salvador, Taytay Brgy. Health Station                    | 1,000,000         |                   |               | 1,000,000         |
|                                 | City of Gingoog, Kalipay Brgy. Health Station                       |                   | 385,000           |               | 385,000           |
|                                 | City of Gingoog, Lunotan Brgy. Health Station                       |                   | 385,000           |               | 385,000           |
|                                 | City of Gingoog, Mimbuntong Brgy. Health Station                    | 1,000,000         |                   |               | 1,000,000         |
|                                 | City of Gingoog, San Miguel Brgy. Health Station                    |                   | 385,000           |               | 385,000           |
|                                 | City of Gingoog, Talisay Brgy. Health Station                       | 1,000,000         |                   |               | 1,000,000         |
|                                 | Municipality of Alubijid, Baybay Brgy. Health Station               | 1,000,000         |                   |               | 1,000,000         |
|                                 | Municipality of Alubijid, Calatcat Brgy. Health Station             | 1,000,000         |                   |               | 1,000,000         |
|                                 | Municipality of Alubijid, Poblacion Brgy. Health Station            | 1,000,000         |                   |               | 1,000,000         |
|                                 | Municipality of Alubijid, Sungay Brgy. Health Station               | 1,000,000         |                   |               | 1,000,000         |
|                                 | Municipality of Alubijid, Tula Brgy. Health Station                 | 1,000,000         |                   |               | 1,000,000         |
|                                 | Municipality of Balingasag, Blanco Brgy. Health Station             |                   | 300,000           |               | 300,000           |
|                                 | Municipality of Balingasag, Calawag Brgy. Health Station            | 1,000,000         |                   |               | 1,000,000         |
|                                 | Municipality of Balingasag, Dumarait Brgy. Health Station           | 1,000,000         |                   |               | 1,000,000         |
|                                 | Municipality of Balingasag, Kibanban Brgy. Health Station           | 1,000,000         |                   |               | 1,000,000         |
|                                 | Municipality of Balingasag, Samay Brgy. Health Station              | 1,000,000         |                   |               | 1,000,000         |
|                                 | Municipality of Balingasag, San Isidro Brgy. Health Station         | 1,000,000         |                   |               | 1,000,000         |
|                                 | Municipality of Balingasag, Sitio Lantad Brgy. Health Station       | 1,000,000         |                   |               | 1,000,000         |
|                                 | Municipality of Balingasag, Talusan Brgy. Health Station            |                   | 300,000           |               | 300,000           |
|                                 | Municipality of Binuangan, Dampias Brgy. Health Station             | 1,000,000         |                   |               | 1,000,000         |
|                                 | Municipality of Binuangan, Mabini Brgy. Health Station              | 1,000,000         |                   |               | 1,000,000         |
|                                 | Municipality of Binuangan, Mosangot Brgy. Health Station            |                   | 300,000           |               | 300,000           |
|                                 | Municipality of El Salvador, Molugan Brgy. Health Station           | 1,000,000         |                   |               | 1,000,000         |
|                                 | Municipality of El Salvador, Ulaliman Brgy. Health Station          | 1,000,000         |                   |               | 1,000,000         |
|                                 | Municipality of Gitagum, Burnay Brgy. Health Station                | 1,000,000         |                   |               | 1,000,000         |
|                                 | Municipality of Initao, Gimanpang Brgy. Health Station              | 1,000,000         |                   |               | 1,000,000         |
|                                 | Municipality of Initao, Pontacon Brgy. Health Station               | 1,000,000         |                   |               | 1,000,000         |
|                                 | Municipality of Jasaan, Aplaya Brgy. Health Station                 | 1,000,000         |                   |               | 1,000,000         |
|                                 | Municipality of Jasaan, Danao Brgy. Health Station                  | 1,000,000         |                   |               | 1,000,000         |
|                                 | Municipality of Jasaan, Kimaya Brgy. Health Station                 | 1,000,000         |                   |               | 1,000,000         |
|                                 | Municipality of Jasaan, San Antonio Brgy. Health Station            | 1,000,000         |                   |               | 1,000,000         |
|                                 | Municipality of Jasaan, San Isidro Brgy. Health Station             | 1,000,000         |                   |               | 1,000,000         |
|                                 | Municipality of Kinoguitan, Buko Brgy. Health Station               |                   | 300,000           |               | 300,000           |
|                                 | Municipality of Kinoguitan, Kagumahan Brgy. Health Station          | 1,000,000         |                   |               | 1,000,000         |
|                                 | Municipality of Kinoguitan, Kalitian Brgy. Health Station           | 1,000,000         |                   |               | 1,000,000         |
|                                 | Municipality of Kinoguitan, Kitotok Brgy. Health Station            | 1,000,000         |                   |               | 1,000,000         |

| Facilities and Name of Projects |  | Infrastructure    | Medical Equipment | Motor Vehicle    | Total             |
|---------------------------------|--|-------------------|-------------------|------------------|-------------------|
|                                 | Municipality of Kinoguitan, Panabol Brgy. Health Station                       | 1,000,000         |                   |                  | 1,000,000         |
|                                 | Municipality of Lagonglong, Banglay Brgy. Health Station                       |                   | 300,000           |                  | 300,000           |
|                                 | Municipality of Lagonglong, Kauswagan Brgy. Health Station                     |                   | 300,000           |                  | 300,000           |
|                                 | Municipality of Lagonglong, Lumbo Brgy. Health Station                         |                   | 300,000           |                  | 300,000           |
|                                 | Municipality of Laguindingan, Aromahon Brgy. Health Station                    | 1,000,000         |                   |                  | 1,000,000         |
|                                 | Municipality of Libertad, Gimaylan Brgy. Health Station                        | 1,000,000         |                   |                  | 1,000,000         |
|                                 | Municipality of Libertad Brgy. Health Station                                  | 1,000,000         |                   |                  | 1,000,000         |
|                                 | Municipality of Libertad, Tangkub Brgy. Health Station                         | 2,000,000         |                   |                  | 2,000,000         |
|                                 | Municipality of Libertad, Upper Poblacion Brgy. Health Station                 | 1,000,000         |                   |                  | 1,000,000         |
|                                 | Municipality of Lugait, Poblacion Brgy. Health Station                         | 1,000,000         |                   |                  | 1,000,000         |
|                                 | Municipality of Manticao, Pagawan Brgy. Health Station                         | 1,000,000         |                   |                  | 1,000,000         |
|                                 | Municipality of Manticao, Upper Malubog Brgy. Health Station                   | 1,000,000         |                   |                  | 1,000,000         |
|                                 | Municipality of Medina, Gasa Brgy. Health Station                              | 1,000,000         |                   |                  | 1,000,000         |
|                                 | Municipality of Naawan, Lubilan Brgy. Health Station                           | 1,000,000         |                   |                  | 1,000,000         |
|                                 | Municipality of Naawan, Mapulog Brgy. Health Station                           | 1,000,000         |                   |                  | 1,000,000         |
|                                 | Municipality of Naawan, Patag Brgy. Health Station                             | 1,000,000         |                   |                  | 1,000,000         |
|                                 | Municipality of Naawan, Poblacion Brgy. Health Station                         | 1,000,000         |                   |                  | 1,000,000         |
|                                 | Municipality of Tagoloan, Baluarte Brgy. Health Station                        | 1,000,000         |                   |                  | 1,000,000         |
|                                 | Municipality of Tagoloan, Casinglot Brgy. Health Station                       | 1,000,000         |                   |                  | 1,000,000         |
|                                 | Municipality of Tagoloan, Mohon Brgy. Health Station                           | 1,000,000         |                   |                  | 1,000,000         |
|                                 | Municipality of Tagoloan, Sta. Cruz Brgy. Health Station                       | 1,000,000         |                   |                  | 1,000,000         |
|                                 | Municipality of Talisayan, Calamcam Brgy. Health Station                       | 1,000,000         |                   |                  | 1,000,000         |
|                                 | Municipality of Talisayan, Mandahilag Brgy. Health Station                     | 1,000,000         |                   |                  | 1,000,000         |
|                                 | Municipality of Talisayan, Poblacion Brgy. Health Station                      | 1,000,000         |                   |                  | 1,000,000         |
|                                 | Municipality of Talisayan, Pook Brgy. Health Station                           | 1,000,000         |                   |                  | 1,000,000         |
|                                 | Municipality of Talisayan, Tagbocboc Brgy. Health Station                      | 1,000,000         |                   |                  | 1,000,000         |
|                                 | Municipality of Villanueva, Dayawan Brgy. Health Station                       | 1,000,000         |                   |                  | 1,000,000         |
|                                 | Municipality of Villanueva, Kimaya Brgy. Health Station                        | 1,000,000         |                   |                  | 1,000,000         |
|                                 | Municipality of Villanueva, Poblacion 2 Brgy. Health Station                   | 1,000,000         |                   |                  | 1,000,000         |
| <b>Region XI</b>                |  | <b>21,400,000</b> | <b>11,450,000</b> | <b>2,500,000</b> | <b>35,350,000</b> |
|                                 | <b>Davao de Oro</b>  | <b>4,000,000</b>  | <b>1,500,000</b>  |                  | <b>5,500,000</b>  |
|                                 | Municipality of Monkayo, Babag Brgy. Health Station                            | 1,000,000         |                   |                  | 1,000,000         |
|                                 | Municipality of Monkayo, Banlag Brgy. Health Station                           | 1,000,000         |                   |                  | 1,000,000         |
|                                 | Municipality of Monkayo, Inambatan Brgy. Health Station with Birthing Facility | 1,000,000         |                   |                  | 1,000,000         |
|                                 | Nuevo Iloco Brgy. Health Station, Mawab  |                   | 500,000           |                  | 500,000           |
|                                 | Prosperidad Brgy. Health Station, Montevista                                   |                   | 500,000           |                  | 500,000           |
|                                 | Sawangan Brgy. Health Station, Mawab   |                   | 500,000           |                  | 500,000           |
|                                 | Tubo-tubo Brgy. Health Station, Monkayo  | 1,000,000         |                   |                  | 1,000,000         |
|                                 | <b>Davao del Norte</b>   | <b>11,600,000</b> | <b>4,100,000</b>  |                  | <b>15,700,000</b> |
|                                 | Dapco Brgy. Health Station, Panabo City  | 1,000,000         | 200,000           |                  | 1,200,000         |
|                                 | Mamaco Brgy. Health Station with Birthing Facility, Kapalong                   | 1,000,000         | 500,000           |                  | 1,500,000         |
|                                 | Municipality of Carmen, Tubod Brgy. Health Station with Birthing Facility      |                   | 800,000           |                  | 800,000           |
|                                 | Municipality of San Isidro, Sabangan Brgy. Health Station                      | 800,000           | 150,000           |                  | 950,000           |
|                                 | Municipality of San Isidro, Datu Balong Brgy. Health Station                   | 800,000           | 150,000           |                  | 950,000           |
|                                 | Municipality of San Isidro, Kipalili Brgy. Health Station                      | 800,000           | 150,000           |                  | 950,000           |
|                                 | Municipality of San Isidro, Mamangan Brgy. Health Station                      | 800,000           | 150,000           |                  | 950,000           |
|                                 | Municipality of Sto. Tomas, Bobongon Brgy. Health Station                      | 500,000           | 100,000           |                  | 600,000           |
|                                 | Municipality of Sto. Tomas, Esperanza Brgy. Health Station                     | 900,000           | 100,000           |                  | 1,000,000         |
|                                 | Municipality of Sto. Tomas, Libertad Brgy. Health Station                      | 500,000           | 100,000           |                  | 600,000           |
|                                 | Municipality of Sto. Tomas, Lungaog Brgy. Health Station                       | 500,000           | 100,000           |                  | 600,000           |
|                                 | Municipality of Sto. Tomas, Talomo Brgy. Health Station                        | 1,000,000         | 200,000           |                  | 1,200,000         |
|                                 | Municipality of Talaingod, Palma Gil Brgy. Health Station                      |                   | 800,000           |                  | 800,000           |
|                                 | Nanyo Brgy. Health Station, Panabo City  | 1,000,000         | 200,000           |                  | 1,200,000         |
|                                 | Sindaton Brgy. Health Station, Panabo City                                     | 1,000,000         | 200,000           |                  | 1,200,000         |
|                                 | Tagpore Brgy. Health Station, Panabo City                                      | 1,000,000         | 200,000           |                  | 1,200,000         |
|                                 | <b>Davao Occidental</b>  | <b>2,000,000</b>  | <b>2,150,000</b>  |                  | <b>4,150,000</b>  |
|                                 | Batuganding Brgy. Health Station, Sarangani                                    | 1,000,000         |                   |                  | 1,000,000         |
|                                 | Dalupan Brgy. Health Station, Don Marcelino                                    | 1,000,000         |                   |                  | 1,000,000         |
|                                 | Mabuhay Brgy. Health Station, Don Marcelino                                    |                   | 250,000           |                  | 250,000           |
|                                 | Nueva Villa Brgy. Health Station, Don Marcelino                                |                   | 250,000           |                  | 250,000           |
|                                 | Patuco Brgy. Health Station with Birthing Facility, Sarangani                  |                   | 250,000           |                  | 250,000           |
|                                 | Pongpong Brgy. Health Station, Sta. Maria                                      |                   | 250,000           |                  | 250,000           |
|                                 | San Antonio Brgy. Health Station with Birthing Facility, Sta. Maria            |                   | 900,000           |                  | 900,000           |
|                                 | San Isidro Brgy. Health Station, Sta. Maria                                    |                   | 250,000           |                  | 250,000           |
|                                 | <b>Davao Oriental</b>  | <b>3,800,000</b>  | <b>3,700,000</b>  | <b>2,500,000</b> | <b>10,000,000</b> |

| Facilities and Name of Projects |   | Infrastructure    | Medical Equipment | Motor Vehicle | Total             |
|---------------------------------|---|-------------------|-------------------|---------------|-------------------|
|                                 | Aragon Proper Brgy. Health Station, Cateel        | 1,000,000         |                   |               | 1,000,000         |
|                                 | Balay Paanakan Sa Roseller T. Lim                 |                   |                   | 2,500,000     | 2,500,000         |
|                                 | Campawan Brgy. Health Station, Baganga            | 500,000           |                   |               | 500,000           |
|                                 | Limbahan Brgy. Health Station, Lupon              | 800,000           | 200,000           |               | 1,000,000         |
|                                 | Magsaysay Brgy. Health Station, Lupon             |                   | 500,000           |               | 500,000           |
|                                 | Mahanub Brgy. Health Station, Baganga             | 500,000           |                   |               | 500,000           |
|                                 | Manorigao Brgy. Health Station - Alvar, Caraga    |                   | 500,000           |               | 500,000           |
|                                 | San Jose Brgy. Health Station, Caraga             |                   | 500,000           |               | 500,000           |
|                                 | San Luis Brgy. Health Station - Palma Gil, Caraga |                   | 500,000           |               | 500,000           |
|                                 | San Pedro Brgy. Health Station, Caraga            |                   | 500,000           |               | 500,000           |
|                                 | Santiago Brgy. Health Station, Caraga             |                   | 500,000           |               | 500,000           |
|                                 | Sta Filomena Brgy. Health Station, Cateel         | 1,000,000         |                   |               | 1,000,000         |
|                                 | Tomoaong Brgy. Health Station, Tubaon, Tarragona  |                   | 500,000           |               | 500,000           |
| <b>Region XII</b>               |   | <b>25,100,000</b> | <b>15,900,000</b> |               | <b>41,000,000</b> |
| <b>Cotabato</b>                 |   | <b>2,700,000</b>  | <b>11,400,000</b> |               | <b>14,100,000</b> |
|                                 | Amabel Birthing Center                            |                   | 200,000           |               | 200,000           |
|                                 | Balabag Brgy. Health Station                      |                   | 200,000           |               | 200,000           |
|                                 | Basak Brgy. Health Station                        |                   | 200,000           |               | 200,000           |
|                                 | Batasan Brgy. Health Station                      |                   | 200,000           |               | 200,000           |
|                                 | Bato Brgy. Health Station                         |                   | 200,000           |               | 200,000           |
|                                 | Binay Brgy. Health Station                        |                   | 200,000           |               | 200,000           |
|                                 | Buayan Brgy. Health Station                       |                   | 200,000           |               | 200,000           |
|                                 | Buena Vida Brgy. Health Station                   |                   | 200,000           |               | 200,000           |
|                                 | Cabilao Brgy. Health Station                      |                   | 200,000           |               | 200,000           |
|                                 | Dagupan Brgy. Health Station                      |                   | 200,000           |               | 200,000           |
|                                 | Datu Celo Brgy. Health Station                    |                   | 200,000           |               | 200,000           |
|                                 | Doles Brgy. Health Station                        |                   | 200,000           |               | 200,000           |
|                                 | Don Panaca Brgy. Health Station                   |                   | 200,000           |               | 200,000           |
|                                 | Dugong Brgy. Health Station                       |                   | 200,000           |               | 200,000           |
|                                 | Garsika Brgy. Health Station                      |                   | 200,000           |               | 200,000           |
|                                 | General Luna Brgy. Health Station                 |                   | 200,000           |               | 200,000           |
|                                 | Ilian Brgy. Health Station                        |                   | 200,000           |               | 200,000           |
|                                 | Indangan Brgy. Health Station                     |                   | 200,000           |               | 200,000           |
|                                 | Jose Rizal Brgy. Health Station                   |                   | 200,000           |               | 200,000           |
|                                 | Katanayanan Brgy. Health Station                  |                   | 200,000           |               | 200,000           |
|                                 | Katipunan II Brgy. Health Station                 |                   | 200,000           |               | 200,000           |
|                                 | Kawayanon Brgy. Health Station                    |                   | 200,000           |               | 200,000           |
|                                 | Kibenes Brgy. Health Station                      |                   | 200,000           |               | 200,000           |
|                                 | Kilala Brgy. Health Station                       |                   | 200,000           |               | 200,000           |
|                                 | Kinarum Birthing Center                           |                   | 200,000           |               | 200,000           |
|                                 | Kisante Brgy. Health Station                      |                   | 200,000           |               | 200,000           |
|                                 | La Fortuna Birthing Home                          | 500,000           |                   |               | 500,000           |
|                                 | La Suerte Birthing Home                           | 500,000           |                   |               | 500,000           |
|                                 | Langogan Brgy. Health Station                     |                   | 200,000           |               | 200,000           |
|                                 | Libertad Brgy. Health Station                     |                   | 200,000           |               | 200,000           |
|                                 | Liboo Birthing Home                               | 500,000           |                   |               | 500,000           |
|                                 | Luayon Brgy. Health Station                       |                   | 200,000           |               | 200,000           |
|                                 | Malasila Brgy. Health Station                     |                   | 200,000           |               | 200,000           |
|                                 | Malungon Brgy. Health Station                     |                   | 200,000           |               | 200,000           |
|                                 | Manobisa Brgy. Health Station                     |                   | 200,000           |               | 200,000           |
|                                 | Manobo Brgy. Health Station                       |                   | 200,000           |               | 200,000           |
|                                 | New Barbaza Brgy. Health Station                  |                   | 200,000           |               | 200,000           |
|                                 | New Bunawan Brgy. Health Station                  |                   | 200,000           |               | 200,000           |
|                                 | New Israel Brgy. Health Station                   |                   | 200,000           |               | 200,000           |
|                                 | New Rizal Birthing Home                           | 500,000           |                   |               | 500,000           |
|                                 | Noa Birthing Center                               |                   | 200,000           |               | 200,000           |
|                                 | Old Bulatukan Brgy. Health Station                |                   | 200,000           |               | 200,000           |
|                                 | Owas Brgy. Health Station                         |                   | 200,000           |               | 200,000           |
|                                 | Poblacion 8 Brgy. Health Station                  |                   | 200,000           |               | 200,000           |
|                                 | Poblacion Brgy. Health Station                    | 700,000           | 200,000           |               | 900,000           |
|                                 | Rosary Heights Mo. Brgy. B Brgy. Health Station   |                   | 200,000           |               | 200,000           |
|                                 | Rosary Heights 10 Brgy. Health Station            |                   | 200,000           |               | 200,000           |
|                                 | Rosary Heights 3 Brgy. Health Station             |                   | 200,000           |               | 200,000           |
|                                 | Rosary Heights 4 Brgy. Health Station             |                   | 200,000           |               | 200,000           |
|                                 | Saguing Brgy. Health Station                      |                   | 200,000           |               | 200,000           |
|                                 | San Vicente Brgy. Health Station                  |                   | 200,000           |               | 200,000           |
|                                 | Santa Felomina Brgy. Health Station               |                   | 200,000           |               | 200,000           |
|                                 | Sto. Niño Brgy. Health Station                    |                   | 200,000           |               | 200,000           |
|                                 | Tacupan Brgy. Health Station                      |                   | 200,000           |               | 200,000           |
|                                 | Taluntalunan Brgy. Health Station                 |                   | 200,000           |               | 200,000           |

| Facilities and Name of Projects |  | Infrastructure    | Medical Equipment | Motor Vehicle | Total             |
|---------------------------------|--|-------------------|-------------------|---------------|-------------------|
|                                 | Tamontaka 1 Brgy. Health Station                 |                   | 200,000           |               | 200,000           |
|                                 | Tamontaka 2 Brgy. Health Station                 |                   | 200,000           |               | 200,000           |
|                                 | Tibao Brgy. Health Station                       |                   | 200,000           |               | 200,000           |
|                                 | Tonganon Brgy. Health Station                    |                   | 200,000           |               | 200,000           |
|                                 | Ugpay Brgy. Health Station                       |                   | 200,000           |               | 200,000           |
|                                 | Villaflores Brgy. Health Station                 |                   | 200,000           |               | 200,000           |
|                                 | <b>South Cotabato</b>                            | <b>14,400,000</b> | <b>4,100,000</b>  |               | <b>18,500,000</b> |
|                                 | Benitez Brgy. Health Station                     |                   | 200,000           |               | 200,000           |
|                                 | Bo. 2 Brgy. Health Station                       | 1,000,000         |                   |               | 1,000,000         |
|                                 | Cabuling Brgy. Health Station                    | 500,000           |                   |               | 500,000           |
|                                 | Cinco Brgy. Health Station                       | 500,000           |                   |               | 500,000           |
|                                 | Cuyapo Brgy. Health Station                      | 700,000           |                   |               | 700,000           |
|                                 | Danlag Brgy. Health Station                      |                   | 200,000           |               | 200,000           |
|                                 | Derilon Brgy. Health Station                     | 500,000           |                   |               | 500,000           |
|                                 | Esperanza Brgy. Health Station                   |                   | 200,000           |               | 200,000           |
|                                 | Improgo Brgy. Health Station                     | 500,000           | 200,000           |               | 700,000           |
|                                 | Klinan 6 Brgy. Health Station                    | 1,000,000         |                   |               | 1,000,000         |
|                                 | Klubi Birthing Facility                          |                   | 400,000           |               | 400,000           |
|                                 | Kusan Brgy. Health Station                       | 1,000,000         |                   |               | 1,000,000         |
|                                 | Lamba Brgy. Health Station                       | 500,000           |                   |               | 500,000           |
|                                 | Lamcade Birthing Facility                        |                   | 400,000           |               | 400,000           |
|                                 | Lamfugon Brgy. Health Station                    | 700,000           |                   |               | 700,000           |
|                                 | Lapuz Brgy. Health Station                       |                   | 200,000           |               | 200,000           |
|                                 | Libas Brgy. Health Station                       | 500,000           |                   |               | 500,000           |
|                                 | Liberty Brgy. Health Station                     |                   | 200,000           |               | 200,000           |
|                                 | Liwanay Brgy. Health Station                     | 700,000           |                   |               | 700,000           |
|                                 | Lopez Jaena Brgy. Health Station                 |                   | 200,000           |               | 200,000           |
|                                 | Luhib Barangay Birthing Facility                 |                   | 200,000           |               | 200,000           |
|                                 | Malaya Brgy. Health Station                      | 700,000           |                   |               | 700,000           |
|                                 | Mangilala Brgy. Health Station                   | 500,000           |                   |               | 500,000           |
|                                 | Matapol Brgy. Health Station                     |                   | 200,000           |               | 200,000           |
|                                 | New Iloilo Brgy. Health Station                  | 500,000           |                   |               | 500,000           |
|                                 | Poblacion A Brgy. Health Station                 |                   | 200,000           |               | 200,000           |
|                                 | Prk. Lower Lambukay Brgy. Health Station         | 500,000           |                   |               | 500,000           |
|                                 | Puti Brgy. Health Station                        |                   | 200,000           |               | 200,000           |
|                                 | Rizal Brgy. Health Station                       | 700,000           |                   |               | 700,000           |
|                                 | San Felipe Brgy. Health Station                  | 500,000           |                   |               | 500,000           |
|                                 | San Jose Brgy. Health Station                    |                   | 200,000           |               | 200,000           |
|                                 | Simsiman Brgy. Health Station                    |                   | 200,000           |               | 200,000           |
|                                 | Sta. Cruz Brgy. Health Station                   | 1,000,000         | 500,000           |               | 1,500,000         |
|                                 | Takunel Brgy. Health Station                     | 700,000           |                   |               | 700,000           |
|                                 | Talisay Birthing Facility                        |                   | 200,000           |               | 200,000           |
|                                 | Tasiman Brgy. Health Station                     | 700,000           |                   |               | 700,000           |
|                                 | Tinongcop Brgy. Health Station                   | 500,000           |                   |               | 500,000           |
|                                 | <b>Sultan Kudarat</b>                            | <b>8,000,000</b>  | <b>400,000</b>    |               | <b>8,400,000</b>  |
|                                 | Ala Brgy. Health Station                         | 600,000           |                   |               | 600,000           |
|                                 | Badiangon Brgy. Health Station                   | 600,000           |                   |               | 600,000           |
|                                 | Baluan Brgy. Health Station                      | 700,000           |                   |               | 700,000           |
|                                 | Kalawag 1B Brgy. Health Station                  |                   | 200,000           |               | 200,000           |
|                                 | Kalawag 2 PC Barracks Brgy. Health Station       |                   | 200,000           |               | 200,000           |
|                                 | Kalibuhan Brgy. Health Station                   | 700,000           |                   |               | 700,000           |
|                                 | Ligao Brgy. Health Station                       | 600,000           |                   |               | 600,000           |
|                                 | Lupoken Brgy. Health Station                     | 600,000           |                   |               | 600,000           |
|                                 | Malatunol Brgy. Health Station                   | 600,000           |                   |               | 600,000           |
|                                 | Medol Brgy. Health Station                       | 600,000           |                   |               | 600,000           |
|                                 | Pansud Brgy. Health Station                      | 600,000           |                   |               | 600,000           |
|                                 | Sison Brgy. Health Station                       | 600,000           |                   |               | 600,000           |
|                                 | Tacupis Brgy. Health Station                     | 600,000           |                   |               | 600,000           |
|                                 | Tibpuan Brgy. Health Station                     | 600,000           |                   |               | 600,000           |
|                                 | Wasag Brgy. Health Station                       | 600,000           |                   |               | 600,000           |
|                                 | <b>Region XIII</b>                               | <b>58,600,000</b> | <b>1,000,000</b>  |               | <b>59,600,000</b> |
|                                 | <b>Agusan del Norte</b>                          | <b>24,000,000</b> |                   |               | <b>24,000,000</b> |
|                                 | Butuan City, Don Francisco Brgy. Health Station  | 1,000,000         |                   |               | 1,000,000         |
|                                 | Butuan City, Kinamlutan Brgy. Health Station     | 1,000,000         |                   |               | 1,000,000         |
|                                 | Butuan City, Tungao Brgy. Health Station         | 1,000,000         |                   |               | 1,000,000         |
|                                 | Cabadbaran City, Comagascas Brgy. Health Station | 1,000,000         |                   |               | 1,000,000         |
|                                 | Cabadbaran City, Soriano Brgy. Health Station    | 1,000,000         |                   |               | 1,000,000         |

| Facilities and Name of Projects |  | Infrastructure    | Medical Equipment | Motor Vehicle | Total             |
|---------------------------------|--|-------------------|-------------------|---------------|-------------------|
|                                 | Las Nieves, Consorcia Brgy. Health Station                                       | 500,000           |                   |               | 500,000           |
|                                 | Municipality of Jabonga, Magdagooc Brgy. Health Station                          | 1,000,000         |                   |               | 1,000,000         |
|                                 | Municipality of Jabonga, Maraiging Brgy. Health Station                          | 1,000,000         |                   |               | 1,000,000         |
|                                 | Municipality of Jabonga, San Pablo Brgy. Health Station                          | 1,000,000         |                   |               | 1,000,000         |
|                                 | Municipality of Jabonga, San Vicente Brgy. Health Station                        | 1,000,000         |                   |               | 1,000,000         |
|                                 | Municipality of Jabonga, Sitio Apa-Apa Brgy. Bangonay Brgy. Health Station       | 1,000,000         |                   |               | 1,000,000         |
|                                 | Municipality of Jabonga, Sitio Pitogo Brgy. Sto. Niño Brgy. Health Station       | 1,000,000         |                   |               | 1,000,000         |
|                                 | Municipality of Jabonga, Sitio Tagbuaya Brgy. Bangonay Brgy. Health Station      | 1,000,000         |                   |               | 1,000,000         |
|                                 | Municipality of Kitcharao, Hinimbangan Brgy. Health Station                      | 1,000,000         |                   |               | 1,000,000         |
|                                 | Municipality of Las Nieves, Bonifacio Brgy. Health Station                       | 500,000           |                   |               | 500,000           |
|                                 | Municipality of Las Nieves, Durian Brgy. Health Station                          | 1,000,000         |                   |               | 1,000,000         |
|                                 | Municipality of Magallanes, Lower Panaytayon Brgy. Health Station                | 1,000,000         |                   |               | 1,000,000         |
|                                 | Municipality of Nasipit, Brgy. Amontay Brgy. Health Station                      | 1,000,000         |                   |               | 1,000,000         |
|                                 | Municipality of Nasipit, Camagong Brgy. Health Station                           | 1,000,000         |                   |               | 1,000,000         |
|                                 | Municipality of Nasipit, Culit Brgy. Health Station                              | 1,000,000         |                   |               | 1,000,000         |
|                                 | Municipality of Nasipit, Sitio Hinandayan Brgy. Health Station                   | 1,000,000         |                   |               | 1,000,000         |
|                                 | Municipality of Nasipit, Sitio Tabon Brgy. Health Station Brgy. Aclan            | 1,000,000         |                   |               | 1,000,000         |
|                                 | Municipality of Santiago, Casagayan Brgy. Health Station                         | 1,000,000         |                   |               | 1,000,000         |
|                                 | Municipality of Santiago, Matingue Brgy. Health Station                          | 1,000,000         |                   |               | 1,000,000         |
|                                 | Municipality of Santiago, Poblacion II Brgy. Health Station                      | 1,000,000         |                   |               | 1,000,000         |
|                                 | <b>Agusan del Sur</b>  | <b>8,400,000</b>  |                   |               | <b>8,400,000</b>  |
|                                 | Bayugan City, Noli Brgy. Health Station  | 1,000,000         |                   |               | 1,000,000         |
|                                 | Municipality of Bayugan, Kalaitan Brgy. Health Station                           | 1,000,000         |                   |               | 1,000,000         |
|                                 | Municipality of La Paz, Sagunto Brgy. Health Station                             | 1,000,000         |                   |               | 1,000,000         |
|                                 | Municipality of Loreto, Nueva Gracia Brgy. Health Station with Birthing Facility | 1,000,000         |                   |               | 1,000,000         |
|                                 | Municipality of Loreto, San Vicente Brgy. Health Station with Birthing Facility  | 1,000,000         |                   |               | 1,000,000         |
|                                 | Municipality of Loreto, Waloe Brgy. Health Station                               | 1,000,000         |                   |               | 1,000,000         |
|                                 | Municipality of San Francisco, Bitan-agan Brgy. Health Station                   | 800,000           |                   |               | 800,000           |
|                                 | Municipality of San Francisco, San Isidro Brgy. Health Station                   | 800,000           |                   |               | 800,000           |
|                                 | Municipality of Sibagat, Afga Brgy. Health Station                               | 800,000           |                   |               | 800,000           |
|                                 | <b>Dinagat Islands</b>   | <b>1,600,000</b>  |                   |               | <b>1,600,000</b>  |
|                                 | Municipality of Loreto, Helene Brgy. Health Station (GIDA)                       | 800,000           |                   |               | 800,000           |
|                                 | Municipality of San Jose, Jacquez Brgy. Health Station                           | 800,000           |                   |               | 800,000           |
|                                 | <b>Surigao del Norte</b>   | <b>9,000,000</b>  |                   |               | <b>9,000,000</b>  |
|                                 | City of Surigao, Sidlakan Brgy. Health Station                                   | 1,000,000         |                   |               | 1,000,000         |
|                                 | Municipality of Alegria, San Juan Brgy. Health Station                           | 1,000,000         |                   |               | 1,000,000         |
|                                 | Municipality of Del Carmen, Cancoho Brgy. Health Station                         | 1,000,000         |                   |               | 1,000,000         |
|                                 | Municipality of San Benito, Bongdo Brgy. Health Station                          | 1,000,000         |                   |               | 1,000,000         |
|                                 | Municipality of San Isidro, Roxas Brgy. Health Station                           | 1,000,000         |                   |               | 1,000,000         |
|                                 | Municipality of Sison, Tagbayani Brgy. Health Station                            | 1,000,000         |                   |               | 1,000,000         |
|                                 | Municipality of Sta. Monica, Garcia Brgy. Health Station                         | 1,000,000         |                   |               | 1,000,000         |
|                                 | Municipality of Sta. Monica, Tangbo Brgy. Health Station                         | 1,000,000         |                   |               | 1,000,000         |
|                                 | Surigao City, Alang-alang Brgy. Health Station (GIDA)                            | 1,000,000         |                   |               | 1,000,000         |
|                                 | <b>Surigao del Sur</b>   | <b>15,600,000</b> | <b>1,000,000</b>  |               | <b>16,600,000</b> |
|                                 | Bislig City, San Jose Brgy. Health Station                                       | 1,000,000         |                   |               | 1,000,000         |
|                                 | Bislig City, Sitio San Sanyata Brgy. Health Station                              | 1,000,000         |                   |               | 1,000,000         |
|                                 | Municipality of Barobo, Cabacungan Brgy. Health Station                          |                   | 500,000           |               | 500,000           |
|                                 | Municipality of Barobo, Gamut Brgy. Health Station                               | 1,000,000         |                   |               | 1,000,000         |
|                                 | Municipality of Barobo, Rizal Brgy. Health Station                               | 1,000,000         |                   |               | 1,000,000         |
|                                 | Municipality of Barobo, Sua Brgy. Health Station                                 |                   | 500,000           |               | 500,000           |
|                                 | Municipality of Barobo, Tambis Brgy. Health Station                              | 1,000,000         |                   |               | 1,000,000         |
|                                 | Municipality of Carmen, Esperanza Brgy. Health Station                           | 1,000,000         |                   |               | 1,000,000         |
|                                 | Municipality of Carmen, San Vicente Brgy. Health Station                         | 1,000,000         |                   |               | 1,000,000         |
|                                 | Municipality of Carmen, Sta. Cruz Brgy. Health Station                           | 1,000,000         |                   |               | 1,000,000         |
|                                 | Municipality of Cortes, Kapandan Brgy. Health Station (GIDA)                     | 800,000           |                   |               | 800,000           |
|                                 | Municipality of Lianga, San Isidro Brgy. Health Station                          | 800,000           |                   |               | 800,000           |
|                                 | Municipality of Lingig, Mandus Brgy. Health Station                              | 1,000,000         |                   |               | 1,000,000         |
|                                 | Municipality of Madrid, Magsaysay Brgy. Health Station                           | 1,000,000         |                   |               | 1,000,000         |
|                                 | Municipality of Madrid, Quirino Brgy. Health Station                             | 1,000,000         |                   |               | 1,000,000         |
|                                 | Municipality of Madrid, San Vicente Brgy. Health Station                         | 1,000,000         |                   |               | 1,000,000         |
|                                 | Municipality of Marihatag, Mahaba Brgy. Health Station                           | 500,000           |                   |               | 500,000           |
|                                 | Municipality of Tago, Anahaw Brgy. Health Station                                | 1,000,000         |                   |               | 1,000,000         |
|                                 | Municipality of Tandag, Maticdum Brgy. Health Station                            | 500,000           |                   |               | 500,000           |



| Facilities and Name of Projects  |  |  | Infrastructure | Medical Equipment | Motor Vehicle | Total         |
|--|--|--|----------------|-------------------|---------------|---------------|
|  |  |  |                |                   |               |               |
| 2. Rural Health Units  |  |  | 925,600,000    | 359,560,000       | 630,000,000   | 1,915,160,000 |
|  |  |  |                |                   |               |               |
| 2.a Completion/Upgrading/Repair and Equipping of Rural Health Units (Rural Health Units) |  |  | 925,600,000    | 359,560,000       | 630,000,000   | 1,915,160,000 |
|  |  |  |                |                   |               |               |
| National Capital Region (NCR)  |  |  | 142,900,000    | 53,220,000        | 2,500,000     | 198,620,000   |
|  |  |  |                |                   |               |               |
| Caloocan   |  |  | 18,000,000     | 6,000,000         |               | 24,000,000    |
| A. A. Zapa Health Center   |  |  | 5,000,000      | 400,000           |               | 5,400,000     |
| Amparo Health Center   |  |  |                | 400,000           |               | 400,000       |
| Bagbaguin Health Center  |  |  |                | 400,000           |               | 400,000       |
| Bagong Silang Phase 1 Health Center  |  |  |                | 400,000           |               | 400,000       |
| Bagong Silang Phase 7 Health Center  |  |  | 5,000,000      |                   |               | 5,000,000     |
| Bagong Silang Phase 8 Health Center  |  |  | 5,000,000      |                   |               | 5,000,000     |
| Bagong Silang Phase 9 Health Center  |  |  |                | 400,000           |               | 400,000       |
| Bagumbong Dulo Health Center   |  |  | 3,000,000      | 400,000           |               | 3,400,000     |
| Barangay 14 Health Center  |  |  |                | 400,000           |               | 400,000       |
| Barangay 18 Health Center  |  |  |                | 400,000           |               | 400,000       |
| Barrio San Jose Health Center  |  |  |                | 400,000           |               | 400,000       |
| Cielito Health Center  |  |  |                | 400,000           |               | 400,000       |
| Deparo Health Center   |  |  |                | 400,000           |               | 400,000       |
| Francisco Health Center  |  |  |                | 400,000           |               | 400,000       |
| Grace Park Health Center   |  |  |                | 400,000           |               | 400,000       |
| Marulas Health Center  |  |  |                | 400,000           |               | 400,000       |
| Sampalukan Health Center   |  |  |                | 400,000           |               | 400,000       |
|  |  |  |                |                   |               |               |
| Las Piñas  |  |  | 33,500,000     |                   |               | 33,500,000    |
| CAA-D Health Center  |  |  | 4,000,000      |                   |               | 4,000,000     |
| E. Aldana Health Center  |  |  | 5,000,000      |                   |               | 5,000,000     |
| Pamplona Health Center   |  |  | 1,500,000      |                   |               | 1,500,000     |
| Pugad Lawin Health Center  |  |  | 4,000,000      |                   |               | 4,000,000     |
| Talon I Health Center  |  |  | 5,000,000      |                   |               | 5,000,000     |
| Talon V Health Center  |  |  | 4,000,000      |                   |               | 4,000,000     |
| Urbanville Health Center   |  |  | 10,000,000     |                   |               | 10,000,000    |
|  |  |  |                |                   |               |               |
| Marikina   |  |  | 29,000,000     | 3,170,000         |               | 32,170,000    |
| Balubad Health Center and Lying-in Clinic  |  |  | 3,000,000      | 400,000           |               | 3,400,000     |
| Barangka Health Center   |  |  | 3,000,000      | 400,000           |               | 3,400,000     |
| Fortune Health Center  |  |  | 5,000,000      |                   |               | 5,000,000     |
| Marikina Heights Health Center   |  |  | 3,000,000      | 400,000           |               | 3,400,000     |
| Parang Health Center   |  |  | 3,000,000      | 400,000           |               | 3,400,000     |
| San Roque Health Center  |  |  | 3,000,000      | 400,000           |               | 3,400,000     |
| Sto. Niño Health Center  |  |  | 3,000,000      | 370,000           |               | 3,370,000     |
| Tañong Health Center   |  |  | 3,000,000      | 400,000           |               | 3,400,000     |
| Tumana Health Center   |  |  | 3,000,000      | 400,000           |               | 3,400,000     |
|  |  |  |                |                   |               |               |
| Muntinlupa   |  |  | 2,500,000      | 17,450,000        |               | 19,950,000    |
| Ayala Health Center  |  |  |                | 1,500,000         |               | 1,500,000     |
| Bagong Silang Health Center  |  |  |                | 1,500,000         |               | 1,500,000     |
| Bayanihan Health Center Main   |  |  |                | 2,450,000         |               | 2,450,000     |
| Buli Health Center   |  |  |                | 1,500,000         |               | 1,500,000     |
| Mandaluyong City Health Laboratory   |  |  |                | 3,000,000         |               | 3,000,000     |
| People's Lying-in Health Clinic  |  |  |                | 1,500,000         |               | 1,500,000     |
| Putatan Health Center Annex  |  |  |                | 1,500,000         |               | 1,500,000     |
| Putatan Lying-in Clinic  |  |  | 2,500,000      |                   |               | 2,500,000     |
| Sucat Health Center  |  |  |                | 1,500,000         |               | 1,500,000     |
| Tunasan Health Center  |  |  |                | 1,500,000         |               | 1,500,000     |
| Victoria Health Center   |  |  |                | 1,500,000         |               | 1,500,000     |
|  |  |  |                |                   |               |               |
| Parañaque  |  |  | 37,900,000     | 25,500,000        |               | 63,400,000    |
| Baclaran Health Center   |  |  | 5,000,000      |                   |               | 5,000,000     |
| Don Bosco Health Center  |  |  |                | 2,000,000         |               | 2,000,000     |
| Don Galo Health Center   |  |  |                | 2,000,000         |               | 2,000,000     |
| La Huerta Health Center  |  |  |                | 1,500,000         |               | 1,500,000     |
| Libjo Health Center  |  |  | 2,500,000      |                   |               | 2,500,000     |
| Libjo Satellite Health Center  |  |  |                | 1,000,000         |               | 1,000,000     |
| Marcelo Green Health Center  |  |  | 4,200,000      | 1,000,000         |               | 5,200,000     |
| Masville Satellite Health Center   |  |  |                | 1,000,000         |               | 1,000,000     |
| Merville Health Center   |  |  |                | 1,000,000         |               | 1,000,000     |
| Moonwalk Health Center   |  |  | 5,000,000      | 1,500,000         |               | 6,500,000     |

| Facilities and Name of Projects |   | Infrastructure    | Medical Equipment | Motor Vehicle     | Total             |
|---------------------------------|---|-------------------|-------------------|-------------------|-------------------|
|                                 | San Antonio Health Center Main                          | 4,200,000         | 1,500,000         |                   | 5,700,000         |
|                                 | San Dionisio Health Center                              | 6,000,000         | 1,500,000         |                   | 7,500,000         |
|                                 | San Isidro Health Center Main                           | 5,000,000         |                   |                   | 5,000,000         |
|                                 | San Martin De Poress Health Center                      |                   | 1,000,000         |                   | 1,000,000         |
|                                 | Sitio Fatima Health Center                              |                   | 2,000,000         |                   | 2,000,000         |
|                                 | SMDP Health Center                                      |                   | 1,000,000         |                   | 1,000,000         |
|                                 | Sto. Nino Health Center Main                            |                   | 1,500,000         |                   | 1,500,000         |
|                                 | Sun Valley Health Center                                |                   | 2,000,000         |                   | 2,000,000         |
|                                 | Tambo Health Center                                     |                   | 2,000,000         |                   | 2,000,000         |
|                                 | Vitalezh Health Center                                  | 6,000,000         | 2,000,000         |                   | 8,000,000         |
|                                 |   |                   |                   |                   |                   |
|                                 | <b>Pasay</b>  | <b>15,000,000</b> |                   |                   | <b>15,000,000</b> |
|                                 | Dofia Nena Health Center                                | 5,000,000         |                   |                   | 5,000,000         |
|                                 | Renovation of Leveriza Health Center                    | 5,000,000         |                   |                   | 5,000,000         |
|                                 | San Roque Health Center                                 | 5,000,000         |                   |                   | 5,000,000         |
|                                 |   |                   |                   |                   |                   |
|                                 | <b>Pateros</b>  | <b>2,000,000</b>  | <b>1,000,000</b>  | <b>2,500,000</b>  | <b>5,500,000</b>  |
|                                 | Mayor Juan R. Sanchez Health Center                     | 2,000,000         |                   |                   | 2,000,000         |
|                                 | Pateros Rural Health Unit                               |                   | 1,000,000         | 2,500,000         | 3,500,000         |
|                                 |   |                   |                   |                   |                   |
|                                 | <b>Quezon City</b>                                      | <b>5,000,000</b>  |                   |                   | <b>5,000,000</b>  |
|                                 | Talipapa Health Center                                  | 5,000,000         |                   |                   | 5,000,000         |
|                                 |   |                   |                   |                   |                   |
|                                 | <b>Valenzuela</b>                                       |                   | <b>100,000</b>    |                   | <b>100,000</b>    |
|                                 | Valenzuela City Health Office                           |                   | 100,000           |                   | 100,000           |
|                                 |   |                   |                   |                   |                   |
| <b>Region I</b>                 |   | <b>10,000,000</b> | <b>10,000,000</b> | <b>22,500,000</b> | <b>42,500,000</b> |
|                                 |   |                   |                   |                   |                   |
|                                 | <b>Ilocos Norte</b>                                     | <b>10,000,000</b> | <b>10,000,000</b> | <b>2,500,000</b>  | <b>22,500,000</b> |
|                                 | Burgos Municipal Health Center                          | 5,000,000         |                   |                   | 5,000,000         |
|                                 | Sarrat Municipal Health Center                          |                   | 5,000,000         |                   | 5,000,000         |
|                                 | Sarrat Health and Diagnostic Center                     |                   | 5,000,000         | 2,500,000         | 7,500,000         |
|                                 | Sarrat RHU Annex and Expansion                          | 5,000,000         |                   |                   | 5,000,000         |
|                                 |   |                   |                   |                   |                   |
|                                 | <b>Pangasinan</b>                                       |                   |                   | <b>20,000,000</b> | <b>20,000,000</b> |
|                                 | Balungao Rural Health Unit                              |                   |                   | 2,500,000         | 2,500,000         |
|                                 | Brgy. Trenchera Health Center, Tayug                    |                   |                   | 2,500,000         | 2,500,000         |
|                                 | Rosales Rural Health Unit                               |                   |                   | 2,500,000         | 2,500,000         |
|                                 | San Manuel Rural Health Unit                            |                   |                   | 2,500,000         | 2,500,000         |
|                                 | Santa Maria MHO   |                   |                   | 2,500,000         | 2,500,000         |
|                                 | Sison Rural Health Unit                                 |                   |                   | 2,500,000         | 2,500,000         |
|                                 | Urdaneta City Health Office                             |                   |                   | 2,500,000         | 2,500,000         |
|                                 | Villasid Rural Health Unit                              |                   |                   | 2,500,000         | 2,500,000         |
|                                 |   |                   |                   |                   |                   |
| <b>CAR</b>                      |   | <b>16,000,000</b> | <b>3,800,000</b>  | <b>7,500,000</b>  | <b>27,300,000</b> |
|                                 |   |                   |                   |                   |                   |
|                                 | <b>Abra</b>   | <b>5,000,000</b>  | <b>600,000</b>    | <b>2,500,000</b>  | <b>8,100,000</b>  |
|                                 | Boliney Rural Health Unit                               |                   | 200,000           |                   | 200,000           |
|                                 | Bucay Rural Health Unit                                 | 1,000,000         |                   |                   | 1,000,000         |
|                                 | Daguioman Rural Health Unit                             |                   |                   | 2,500,000         | 2,500,000         |
|                                 | Dolores Rural Health Unit                               | 1,000,000         |                   |                   | 1,000,000         |
|                                 | La Paz Rural Health Unit                                |                   | 200,000           |                   | 200,000           |
|                                 | Lagangilang Rural Health Unit                           | 1,000,000         |                   |                   | 1,000,000         |
|                                 | Lagayan Rural Health Unit                               | 1,000,000         |                   |                   | 1,000,000         |
|                                 | Langiden Rural Health Unit                              | 1,000,000         |                   |                   | 1,000,000         |
|                                 | Pidigan Rural Health Unit                               |                   | 200,000           |                   | 200,000           |
|                                 |   |                   |                   |                   |                   |
|                                 | <b>Apayao</b>   | <b>2,000,000</b>  | <b>400,000</b>    |                   | <b>2,400,000</b>  |
|                                 | Calanasan Rural Health Unit                             | 1,000,000         | 200,000           |                   | 1,200,000         |
|                                 | Conner Rural Health Unit                                |                   | 200,000           |                   | 200,000           |
|                                 | Sta Marcela Rural Health Unit                           | 1,000,000         |                   |                   | 1,000,000         |
|                                 |   |                   |                   |                   |                   |
|                                 | <b>Baguio City</b>                                      | <b>3,000,000</b>  | <b>800,000</b>    |                   | <b>3,800,000</b>  |
|                                 | Baguio City Health Services Office (Main Health Center) | 2,000,000         |                   |                   | 2,000,000         |
|                                 | Campo Filipino DHC                                      |                   | 200,000           |                   | 200,000           |
|                                 | Engineer's Hill DHC                                     |                   | 200,000           |                   | 200,000           |
|                                 | Irisan DHC  |                   | 200,000           |                   | 200,000           |
|                                 | Paddal DHC  | 1,000,000         |                   |                   | 1,000,000         |
|                                 | Scout Barrio DHC  |                   | 200,000           |                   | 200,000           |



| Facilities and Name of Projects |  |  | Infrastructure    | Medical Equipment | Motor Vehicle     | Total              |
|---------------------------------|--|--|-------------------|-------------------|-------------------|--------------------|
|                                 |  |  |                   |                   |                   |                    |
|                                 |  |  |                   |                   |                   |                    |
|                                 |  | <b>Ifugao</b>  |                   | <b>400,000</b>    |                   | <b>400,000</b>     |
|                                 |  | Kiangan Rural Health Unit                                |                   | 200,000           |                   | 200,000            |
|                                 |  | Mayoyao Rural Health Unit                                |                   | 200,000           |                   | 200,000            |
|                                 |  |  |                   |                   |                   |                    |
|                                 |  | <b>Kalinga</b>   | <b>5,000,000</b>  | <b>800,000</b>    |                   | <b>5,800,000</b>   |
|                                 |  | Balbalan Rural Health Unit                               |                   | 200,000           |                   | 200,000            |
|                                 |  | Lubuagan Rural Health Unit                               | 1,000,000         |                   |                   | 1,000,000          |
|                                 |  | Rizal Rural Health Unit                                  | 1,000,000         |                   |                   | 1,000,000          |
|                                 |  | Tabuk II Rural Health Unit                               |                   | 200,000           |                   | 200,000            |
|                                 |  | Taga-Pinukpuk Rural Health Unit 1                        | 1,000,000         |                   |                   | 1,000,000          |
|                                 |  | Tanudan Rural Health Unit                                | 1,000,000         | 200,000           |                   | 1,200,000          |
|                                 |  | Tinglayan Rural Health Unit                              | 1,000,000         | 200,000           |                   | 1,200,000          |
|                                 |  |  |                   |                   |                   |                    |
|                                 |  | <b>Mt. Province</b>                                      | <b>1,000,000</b>  | <b>800,000</b>    | <b>5,000,000</b>  | <b>6,800,000</b>   |
|                                 |  | Barlig Rural Health Unit                                 |                   |                   | 2,500,000         | 2,500,000          |
|                                 |  | Bontoc Rural Health Unit                                 |                   |                   | 2,500,000         | 2,500,000          |
|                                 |  | Natonin Rural Health Unit                                | 1,000,000         | 200,000           |                   | 1,200,000          |
|                                 |  | Sabangan Rural Health Unit                               |                   | 200,000           |                   | 200,000            |
|                                 |  | Sagada Rural Health Unit                                 |                   | 200,000           |                   | 200,000            |
|                                 |  | Tadian Rural Health Unit                                 |                   | 200,000           |                   | 200,000            |
|                                 |  |  |                   |                   |                   |                    |
|                                 |  | <b>Region II</b>   | <b>36,000,000</b> | <b>2,350,000</b>  | <b>37,500,000</b> | <b>75,850,000</b>  |
|                                 |  |  |                   |                   |                   |                    |
|                                 |  | <b>Batanes</b>   | <b>4,000,000</b>  | <b>1,000,000</b>  | <b>2,500,000</b>  | <b>7,500,000</b>   |
|                                 |  | Itbayat Rural Health Unit                                | 500,000           | 500,000           |                   | 1,000,000          |
|                                 |  | Ivana Rural Health Unit                                  | 2,000,000         |                   |                   | 2,000,000          |
|                                 |  | Sabtang Rural Health Unit                                |                   | 500,000           |                   | 500,000            |
|                                 |  | Uyugan Rural Health Unit                                 | 1,500,000         |                   |                   | 1,500,000          |
|                                 |  | Municipality of Mahatao, Mahatao Rural Health Unit       |                   |                   | 2,500,000         | 2,500,000          |
|                                 |  |  |                   |                   |                   |                    |
|                                 |  | <b>Cagayan</b>   | <b>13,000,000</b> | <b>1,250,000</b>  | <b>17,500,000</b> | <b>31,750,000</b>  |
|                                 |  | Abulug Rural Health Unit                                 |                   |                   | 2,500,000         | 2,500,000          |
|                                 |  | Aparri Rural Health Unit I                               |                   |                   | 2,500,000         | 2,500,000          |
|                                 |  | Aparri Rural Health Unit II                              |                   |                   | 2,500,000         | 2,500,000          |
|                                 |  | Centro Baggao Rural Health Unit, Baggao, Cagayan         | 500,000           | 350,000           |                   | 850,000            |
|                                 |  | Gattaran Rural Health Unit                               | 2,000,000         | 350,000           |                   | 2,350,000          |
|                                 |  | Municipality of Rizal, Bural Rural Health Unit           | 2,500,000         |                   |                   | 2,500,000          |
|                                 |  | Municipality of Rizal, Masi Rural Health Unit            | 2,500,000         |                   |                   | 2,500,000          |
|                                 |  | Municipality of Rizal, Rizal Rural Health Unit           | 1,000,000         |                   | 2,500,000         | 3,500,000          |
|                                 |  | Sanchez Mira Rural Health Unit                           |                   |                   | 2,500,000         | 2,500,000          |
|                                 |  | Sta. Paraxedes Rural Health Unit                         | 3,000,000         | 300,000           | 2,500,000         | 5,800,000          |
|                                 |  | Sto Niño Rural Health Unit                               |                   |                   | 2,500,000         | 2,500,000          |
|                                 |  | Tuao 1 Rural Health Unit                                 | 1,500,000         | 250,000           |                   | 1,750,000          |
|                                 |  |  |                   |                   |                   |                    |
|                                 |  | <b>Isabela</b>   | <b>1,000,000</b>  |                   |                   | <b>1,000,000</b>   |
|                                 |  | Municipality of San Isidro, San Isidro Rural Health Unit | 1,000,000         |                   |                   | 1,000,000          |
|                                 |  |  |                   |                   |                   |                    |
|                                 |  | <b>Nueva Vizcaya</b>                                     | <b>12,000,000</b> | <b>100,000</b>    | <b>15,000,000</b> | <b>27,100,000</b>  |
|                                 |  | Alfonso Castaneda Rural Health Unit                      |                   |                   | 2,500,000         | 2,500,000          |
|                                 |  | Ambaguio Rural Health Unit                               | 4,000,000         |                   | 2,500,000         | 6,500,000          |
|                                 |  | Bayombong Rural Health Unit                              | 2,000,000         |                   |                   | 2,000,000          |
|                                 |  | Kayapa Rural Health Unit                                 |                   |                   | 2,500,000         | 2,500,000          |
|                                 |  | Kayapa Rural Health Unit with Birthing                   | 6,000,000         | 100,000           |                   | 6,100,000          |
|                                 |  | Municipality of Diadi, Diadi Rural Health Unit           |                   |                   | 2,500,000         | 2,500,000          |
|                                 |  | Sta. Fe Rural Health Unit                                |                   |                   | 2,500,000         | 2,500,000          |
|                                 |  | Villaverde Rural Health Unit at Brgy. Ibung              |                   |                   | 2,500,000         | 2,500,000          |
|                                 |  |  |                   |                   |                   |                    |
|                                 |  | <b>Quirino</b>   | <b>6,000,000</b>  |                   | <b>2,500,000</b>  | <b>8,500,000</b>   |
|                                 |  | Aglipay Rural Health Unit                                | 3,000,000         |                   |                   | 3,000,000          |
|                                 |  | Diffun Rural Health Unit                                 |                   |                   | 2,500,000         | 2,500,000          |
|                                 |  | Maddela Rural Health Unit                                | 3,000,000         |                   |                   | 3,000,000          |
|                                 |  |  |                   |                   |                   |                    |
|                                 |  | <b>Region III</b>  | <b>44,000,000</b> | <b>9,700,000</b>  | <b>57,500,000</b> | <b>111,200,000</b> |
|                                 |  |  |                   |                   |                   |                    |
|                                 |  | <b>Aurora</b>  | <b>11,000,000</b> |                   | <b>2,500,000</b>  | <b>13,500,000</b>  |
|                                 |  | Casiguran Quarantine Station                             | 5,000,000         |                   | 2,500,000         | 7,500,000          |
|                                 |  | Ibona Rural Health Unit                                  | 1,000,000         |                   |                   | 1,000,000          |
|                                 |  | Maria Aurora Rural Health Unit                           | 5,000,000         |                   |                   | 5,000,000          |

| Facilities and Name of Projects |   | Infrastructure    | Medical Equipment | Motor Vehicle     | Total             |
|---------------------------------|---|-------------------|-------------------|-------------------|-------------------|
|                                 |   |                   |                   |                   |                   |
|                                 |   |                   |                   |                   |                   |
|                                 | <b>Bataan</b>   |                   | <b>1,000,000</b>  | <b>7,500,000</b>  | <b>8,500,000</b>  |
|                                 | Abucay Rural Health Unit                                  |                   |                   | 2,500,000         | 2,500,000         |
|                                 | Bagac Rural Health Unit                                   |                   |                   | 2,500,000         | 2,500,000         |
|                                 | Mariveles Rural Health Unit I                             |                   |                   | 2,500,000         | 2,500,000         |
|                                 | Orion Rural Health Unit                                   |                   | 1,000,000         |                   | 1,000,000         |
|                                 |   |                   |                   |                   |                   |
|                                 | <b>Bulacan</b>  | <b>12,000,000</b> | <b>1,000,000</b>  | <b>15,000,000</b> | <b>28,000,000</b> |
|                                 | Balagtas Rural Health Unit I                              |                   |                   | 2,500,000         | 2,500,000         |
|                                 | Baliuag Rural Health Unit                                 | 5,000,000         |                   | 2,500,000         | 7,500,000         |
|                                 | Bocaue Rural Health Unit I                                |                   |                   | 2,500,000         | 2,500,000         |
|                                 | CHU 4, CSJDM  | 3,000,000         |                   |                   | 3,000,000         |
|                                 | Malolos City Health Office                                |                   | 1,000,000         |                   | 1,000,000         |
|                                 | Norzagaray Rural Health Unit                              |                   |                   | 2,500,000         | 2,500,000         |
|                                 | Pandi Rural Health Unit IV                                | 4,000,000         |                   | 2,500,000         | 6,500,000         |
|                                 | San Jose Del Monte City Health Center I                   |                   |                   | 2,500,000         | 2,500,000         |
|                                 |   |                   |                   |                   |                   |
|                                 | <b>Nueva Ecija</b>  | <b>9,500,000</b>  | <b>3,300,000</b>  | <b>15,000,000</b> | <b>27,800,000</b> |
|                                 | Aliaga Rural Health Unit                                  |                   | 300,000           |                   | 300,000           |
|                                 | Barangay III Rural Health Unit                            | 1,500,000         |                   |                   | 1,500,000         |
|                                 | Barangay IV Rural Health Unit                             | 1,500,000         |                   |                   | 1,500,000         |
|                                 | Bongabon Rural Health Unit                                |                   |                   | 2,500,000         | 2,500,000         |
|                                 | Cabanatuan CHC 3  | 1,000,000         |                   |                   | 1,000,000         |
|                                 | Cabanatuan CHC 6  | 1,000,000         |                   |                   | 1,000,000         |
|                                 | Cabanatuan City Health Office                             |                   | 3,000,000         |                   | 3,000,000         |
|                                 | Cuyapo Rural Health Unit I                                | 1,500,000         |                   | 2,500,000         | 4,000,000         |
|                                 | Laur Rural Health Unit                                    | 1,500,000         |                   | 2,500,000         | 4,000,000         |
|                                 | San Antonio MHO   |                   |                   | 2,500,000         | 2,500,000         |
|                                 | San Jose City Health Office                               | 1,500,000         |                   |                   | 1,500,000         |
|                                 | Sta. Rosa MHO   |                   |                   | 2,500,000         | 2,500,000         |
|                                 | Talugtug Rural Health Unit                                |                   |                   | 2,500,000         | 2,500,000         |
|                                 |   |                   |                   |                   |                   |
|                                 | <b>Pampanga</b>   | <b>5,000,000</b>  | <b>2,000,000</b>  |                   | <b>7,000,000</b>  |
|                                 | Reproductive Health and Wellness Center and HIV Satellite | 5,000,000         | 1,000,000         |                   | 6,000,000         |
|                                 | Gutad Rural Health Unit                                   |                   | 500,000           |                   | 500,000           |
|                                 | San Rafael Rural Health Unit II                           |                   | 500,000           |                   | 500,000           |
|                                 |   |                   |                   |                   |                   |
|                                 | <b>Tarlac</b>   | <b>2,000,000</b>  | <b>2,100,000</b>  | <b>15,000,000</b> | <b>19,100,000</b> |
|                                 | Anao Rural Health Unit                                    |                   |                   | 2,500,000         | 2,500,000         |
|                                 | City of Tarlac, Health Center 2, Matatalaib               | 2,000,000         |                   |                   | 2,000,000         |
|                                 | Gerona Rural Health Unit III                              |                   | 300,000           |                   | 300,000           |
|                                 | La Paz Rural Health Unit I                                |                   |                   | 2,500,000         | 2,500,000         |
|                                 | La Paz Rural Health Unit III, La Purisima                 |                   | 800,000           |                   | 800,000           |
|                                 | Municipality of Concepcion, Balutu Rural Health Unit      |                   | 500,000           |                   | 500,000           |
|                                 | Pura Rural Health Unit                                    |                   |                   | 2,500,000         | 2,500,000         |
|                                 | Ramos Rural Health Unit                                   |                   |                   | 2,500,000         | 2,500,000         |
|                                 | San Clemente Rural Health Unit & Birthing Station         |                   |                   | 2,500,000         | 2,500,000         |
|                                 | San Manuel Rural Health Unit                              |                   |                   | 2,500,000         | 2,500,000         |
|                                 | Municipality of Concepcion, Sta. Cruz Rural Health Unit   |                   | 500,000           |                   | 500,000           |
|                                 |   |                   |                   |                   |                   |
|                                 | <b>Zambales</b>   | <b>4,500,000</b>  | <b>300,000</b>    | <b>2,500,000</b>  | <b>7,300,000</b>  |
|                                 | Barretto Rural Health Unit 5                              | 1,500,000         |                   |                   | 1,500,000         |
|                                 | Castillejos Rural Health Unit                             | 1,500,000         |                   |                   | 1,500,000         |
|                                 | Olongapo City Health Office                               |                   |                   | 2,500,000         | 2,500,000         |
|                                 | Pag-asa Rural Health Unit I                               | 1,500,000         |                   |                   | 1,500,000         |
|                                 | Sta. Cruz Rural Health Unit II                            |                   | 300,000           |                   | 300,000           |
|                                 |   |                   |                   |                   |                   |
|                                 | <b>Region IV-A</b>  | <b>84,000,000</b> | <b>2,000,000</b>  |                   | <b>86,000,000</b> |
|                                 |   |                   |                   |                   |                   |
|                                 | <b>Batangas</b>   | <b>32,000,000</b> |                   |                   | <b>32,000,000</b> |
|                                 | San Juan Rural Health Unit II                             | 2,000,000         |                   |                   | 2,000,000         |
|                                 | Taysan Dialysis and Medical Laboratory                    | 10,000,000        |                   |                   | 10,000,000        |
|                                 | Sta. Teresita Municipal Health Center                     | 20,000,000        |                   |                   | 20,000,000        |
|                                 |   |                   |                   |                   |                   |
|                                 | <b>Cavite</b>   | <b>18,000,000</b> |                   |                   | <b>18,000,000</b> |
|                                 | City of Dasmariñas, Dasmariñas City Health Office II      | 8,000,000         |                   |                   | 8,000,000         |
|                                 | General Mariano Alvarez Rural Health Unit II              | 5,000,000         |                   |                   | 5,000,000         |
|                                 | Municipality of Magallanes, Magallanes Rural Health Unit  | 5,000,000         |                   |                   | 5,000,000         |
|                                 |   |                   |                   |                   |                   |
|                                 | <b>Laguna</b>   | <b>5,000,000</b>  |                   |                   | <b>5,000,000</b>  |

| Facilities and Name of Projects |   | Infrastructure     | Medical Equipment | Motor Vehicle     | Total              |
|---------------------------------|---|--------------------|-------------------|-------------------|--------------------|
|                                 |   |                    |                   |                   |                    |
|                                 | Biñan Rural Health Unit 1   | 5,000,000          |                   |                   | 5,000,000          |
|                                 |   |                    |                   |                   |                    |
|                                 | <b>Quezon</b>   | <b>21,000,000</b>  | <b>2,000,000</b>  |                   | <b>23,000,000</b>  |
|                                 | Calauag Rural Health Unit (Pinagbayanan)                                    | 10,000,000         |                   |                   | 10,000,000         |
|                                 | Quezon Rural Health Unit  | 3,000,000          | 2,000,000         |                   | 5,000,000          |
|                                 | Sariaya Rural Health Unit   | 8,000,000          |                   |                   | 8,000,000          |
|                                 |   |                    |                   |                   |                    |
|                                 | <b>Rizal</b>  | <b>8,000,000</b>   |                   |                   | <b>8,000,000</b>   |
|                                 | One Cainta Super Health Center (A. Celso Ave., Valley Golf, Brgy. San Juan) | 5,000,000          |                   |                   | 5,000,000          |
|                                 | San Isidro Rural Health Unit  | 3,000,000          |                   |                   | 3,000,000          |
|                                 |   |                    |                   |                   |                    |
|                                 | <b>Region IV-B</b>  | <b>144,700,000</b> | <b>17,200,000</b> | <b>20,000,000</b> | <b>181,900,000</b> |
|                                 |   |                    |                   |                   |                    |
|                                 | <b>Marinduque</b>   | <b>5,000,000</b>   | <b>2,000,000</b>  |                   | <b>7,000,000</b>   |
|                                 | Sta. Cruz Rural Health Unit I   |                    | 1,000,000         |                   | 1,000,000          |
|                                 | Sta. Cruz Rural Health Unit II  | 5,000,000          | 1,000,000         |                   | 6,000,000          |
|                                 |   |                    |                   |                   |                    |
|                                 | <b>Occidental Mindoro</b>   | <b>3,000,000</b>   |                   | <b>5,000,000</b>  | <b>8,000,000</b>   |
|                                 | Lubang Rural Health Unit  |                    |                   | 5,000,000         | 5,000,000          |
|                                 | Sta. Cruz Rural Health Unit   | 3,000,000          |                   |                   | 3,000,000          |
|                                 |   |                    |                   |                   |                    |
|                                 | <b>Oriental Mindoro</b>   | <b>49,200,000</b>  | <b>8,400,000</b>  | <b>15,000,000</b> | <b>72,600,000</b>  |
|                                 | Baco Rural Health Unit  | 5,000,000          |                   |                   | 5,000,000          |
|                                 | Bongabong Rural Health Unit   | 5,000,000          | 400,000           | 2,500,000         | 7,900,000          |
|                                 | Bucayao Rural Health Unit   | 4,000,000          |                   |                   | 4,000,000          |
|                                 | Guinobatan Rural Health Unit  | 5,000,000          |                   |                   | 5,000,000          |
|                                 | Mansalay Rural Health Unit  |                    |                   | 2,500,000         | 2,500,000          |
|                                 | Parang Rural Health Unit  | 5,000,000          |                   |                   | 5,000,000          |
|                                 | Pinamalayan Rural Health Unit   |                    | 1,000,000         |                   | 1,000,000          |
|                                 | Pola Rural Health Unit  | 5,000,000          | 3,000,000         | 2,500,000         | 10,500,000         |
|                                 | Puerto Galera Rural Health Unit   | 5,000,000          |                   |                   | 5,000,000          |
|                                 | Roxas Rural Health Unit   | 4,000,000          | 2,000,000         | 2,500,000         | 8,500,000          |
|                                 | Subaan Rural Health Unit  | 5,000,000          |                   |                   | 5,000,000          |
|                                 | Victoria Rural Health Unit  | 6,200,000          | 2,000,000         | 2,500,000         | 10,700,000         |
|                                 | Sablayan, Oriental Mindoro, Rural Health Unit                               |                    |                   | 2,500,000         | 2,500,000          |
|                                 |   |                    |                   |                   |                    |
|                                 | <b>Palawan</b>  | <b>51,000,000</b>  |                   |                   | <b>51,000,000</b>  |
|                                 | Bataraza Rural Health Unit  | 3,000,000          |                   |                   | 3,000,000          |
|                                 | Brooke's Point Rural Health Unit  | 3,000,000          |                   |                   | 3,000,000          |
|                                 | Coron Rural Health Unit   | 5,000,000          |                   |                   | 5,000,000          |
|                                 | El Nido Rural Health Unit   | 2,000,000          |                   |                   | 2,000,000          |
|                                 | Magsaysay Rural Health Unit   | 4,000,000          |                   |                   | 4,000,000          |
|                                 | Malaking Patag Rural Health Unit  | 5,000,000          |                   |                   | 5,000,000          |
|                                 | Quezon Rural Health Unit  | 5,000,000          |                   |                   | 5,000,000          |
|                                 | Rizal Rural Health Unit   | 4,000,000          |                   |                   | 4,000,000          |
|                                 | Roxas Rural Health Unit   | 5,000,000          |                   |                   | 5,000,000          |
|                                 | Municipality of Busuanga Rural Health Unit                                  | 10,000,000         |                   |                   | 10,000,000         |
|                                 | Municipality of Aborlan Rural Health Unit                                   | 5,000,000          |                   |                   | 5,000,000          |
|                                 |   |                    |                   |                   |                    |
|                                 | <b>Romblon</b>  | <b>36,500,000</b>  | <b>6,800,000</b>  |                   | <b>43,300,000</b>  |
|                                 | Banton Rural Health Unit  | 5,000,000          |                   |                   | 5,000,000          |
|                                 | Calatrava Rural Health Unit   | 5,000,000          |                   |                   | 5,000,000          |
|                                 | Concepcion Rural Health Unit  | 1,000,000          | 600,000           |                   | 1,600,000          |
|                                 | Ferrol Rural Health Unit  | 7,000,000          | 1,000,000         |                   | 8,000,000          |
|                                 | Looc Rural Health Unit  | 5,000,000          |                   |                   | 5,000,000          |
|                                 | Magdiwang Rural Health Unit   | 3,000,000          |                   |                   | 3,000,000          |
|                                 | Romblon Rural Health Unit   |                    | 600,000           |                   | 600,000            |
|                                 | San Andres Rural Health Unit  | 5,000,000          | 500,000           |                   | 5,500,000          |
|                                 | San Fernando Rural Health Unit  |                    | 500,000           |                   | 500,000            |
|                                 | San Jose Rural Health Unit  | 5,500,000          |                   |                   | 5,500,000          |
|                                 | Santa Maria Rural Health Unit   |                    | 600,000           |                   | 600,000            |
|                                 | Odiongan RHU with Birthing Home and TB DOTS                                 |                    | 3,000,000         |                   | 3,000,000          |
|                                 |   |                    |                   |                   |                    |
|                                 | <b>Region V</b>   | <b>8,200,000</b>   | <b>40,696,000</b> | <b>30,000,000</b> | <b>78,896,000</b>  |
|                                 |   |                    |                   |                   |                    |
|                                 | <b>Albay</b>  | <b>4,700,000</b>   | <b>1,640,000</b>  | <b>2,500,000</b>  | <b>8,840,000</b>   |
|                                 | Camalig Rural Health Unit I   | 2,000,000          | 800,000           |                   | 2,800,000          |
|                                 | Daraga Rural Health Unit II   | 2,700,000          |                   |                   | 2,700,000          |
|                                 | Guinobatan Rural Health Unit I  |                    |                   | 2,500,000         | 2,500,000          |

| Facilities and Name of Projects |  | Infrastructure   | Medical Equipment | Motor Vehicle     | Total             |
|---------------------------------|--|------------------|-------------------|-------------------|-------------------|
|                                 | Rapu-Rapu Rural Health Unit                              |                  | 800,000           |                   | 800,000           |
|                                 | Tiwi Rural Health Unit                                   |                  | 40,000            |                   | 40,000            |
|                                 | <b>Camarines Norte</b>                                   |                  | <b>3,476,000</b>  | <b>5,000,000</b>  | <b>8,476,000</b>  |
|                                 | Capalonga Rural Health Unit I                            |                  | 500,000           | 2,500,000         | 3,000,000         |
|                                 | Daet Rural Health Unit I                                 |                  | 700,000           |                   | 700,000           |
|                                 | Mercedes Rural Health Unit I                             |                  | 800,000           |                   | 800,000           |
|                                 | Municipality of Basud, Maternity and Lying-in Clinic     |                  | 276,000           |                   | 276,000           |
|                                 | San Vicente Rural Health Unit I                          |                  | 500,000           |                   | 500,000           |
|                                 | Vinzons Rural Health Unit I                              |                  | 700,000           | 2,500,000         | 3,200,000         |
|                                 | <b>Camarines Sur</b>                                     |                  | <b>17,280,000</b> | <b>5,000,000</b>  | <b>22,280,000</b> |
|                                 | Calabanga Rural Health Unit I                            |                  |                   | 2,500,000         | 2,500,000         |
|                                 | Camaligan Rural Health Unit                              |                  | 500,000           |                   | 500,000           |
|                                 | Canaman Rural Health Unit                                |                  | 800,000           |                   | 800,000           |
|                                 | Caramoan Rural Health Unit I                             |                  | 500,000           |                   | 500,000           |
|                                 | Caramoan Rural Health Unit II                            |                  | 800,000           |                   | 800,000           |
|                                 | Del Gallego Rural Health Unit                            |                  | 1,000,000         |                   | 1,000,000         |
|                                 | Gainza Rural Health Unit                                 |                  | 1,000,000         |                   | 1,000,000         |
|                                 | Goa Rural Health Unit I                                  |                  | 1,800,000         |                   | 1,800,000         |
|                                 | Iriga City Health Office                                 |                  | 30,000            |                   | 30,000            |
|                                 | Lagonoy Rural Health Unit II                             |                  | 500,000           |                   | 500,000           |
|                                 | Lupi Rural Health Unit                                   |                  | 1,500,000         |                   | 1,500,000         |
|                                 | Magarao Rural Health Unit                                |                  | 400,000           |                   | 400,000           |
|                                 | Milaor Rural Health Unit                                 |                  | 500,000           |                   | 500,000           |
|                                 | Minalabac Rural Health Unit                              |                  | 500,000           |                   | 500,000           |
|                                 | Nabua Rural Health Unit I                                |                  | 400,000           |                   | 400,000           |
|                                 | Nabua Rural Health Unit II                               |                  | 300,000           |                   | 300,000           |
|                                 | Naga City Health Office I                                |                  | 800,000           |                   | 800,000           |
|                                 | Naga City Health Office II                               |                  | 1,800,000         |                   | 1,800,000         |
|                                 | Pamplona Rural Health Unit                               |                  | 300,000           |                   | 300,000           |
|                                 | Pasacao Rural Health Unit                                |                  | 700,000           |                   | 700,000           |
|                                 | Pili Rural Health Unit I                                 |                  | 800,000           |                   | 800,000           |
|                                 | Pili Rural Health Unit II                                |                  | 800,000           |                   | 800,000           |
|                                 | Presentacion Rural Health Unit                           |                  | 600,000           |                   | 600,000           |
|                                 | Ragay Rural Health Unit                                  |                  | 150,000           |                   | 150,000           |
|                                 | Sagnay Rural Health Unit                                 |                  | 500,000           | 2,500,000         | 3,000,000         |
|                                 | Sipocot Rural Health Unit                                |                  | 300,000           |                   | 300,000           |
|                                 | <b>Catanduanes</b>                                       | <b>1,000,000</b> | <b>4,600,000</b>  | <b>2,500,000</b>  | <b>8,100,000</b>  |
|                                 | Bagamanoc Rural Health Unit                              | 1,000,000        | 500,000           |                   | 1,500,000         |
|                                 | Baras Rural Health Unit                                  |                  | 500,000           |                   | 500,000           |
|                                 | Caramoran Rural Health Unit                              |                  | 1,000,000         |                   | 1,000,000         |
|                                 | Gigmoto Rural Health Unit                                |                  | 200,000           |                   | 200,000           |
|                                 | Pandan Rural Health Unit                                 |                  | 700,000           | 2,500,000         | 3,200,000         |
|                                 | San Miguel Rural Health Unit, Municipality of San Miguel |                  | 1,000,000         |                   | 1,000,000         |
|                                 | Viga Rural Health Unit                                   |                  | 700,000           |                   | 700,000           |
|                                 | <b>Masbate</b>   |                  | <b>4,100,000</b>  | <b>2,500,000</b>  | <b>6,600,000</b>  |
|                                 | Cawayan Rural Health Unit                                |                  | 800,000           |                   | 800,000           |
|                                 | Dimasalang Rural Health Unit                             |                  | 400,000           |                   | 400,000           |
|                                 | Esperanza Rural Health Unit                              |                  | 500,000           |                   | 500,000           |
|                                 | Mobo Rural Health Unit, Municipality of Mobo             |                  | 800,000           |                   | 800,000           |
|                                 | Pio V. Corpus Rural Health Unit                          |                  | 800,000           |                   | 800,000           |
|                                 | Placer Rural Health Unit                                 |                  | 800,000           | 2,500,000         | 3,300,000         |
|                                 | <b>Sorsogon</b>  | <b>2,500,000</b> | <b>9,600,000</b>  | <b>12,500,000</b> | <b>24,600,000</b> |
|                                 | Barcelona Rural Health Unit                              |                  | 800,000           | 2,500,000         | 3,300,000         |
|                                 | Bulan Rural Health Unit I                                |                  | 500,000           |                   | 500,000           |
|                                 | Bulan Rural Health Unit II                               |                  | 1,800,000         |                   | 1,800,000         |
|                                 | Bulusan Rural Health Unit                                | 1,000,000        | 800,000           |                   | 1,800,000         |
|                                 | Casiguran Rural Health Unit                              |                  | 500,000           |                   | 500,000           |
|                                 | Castilla Rural Health Unit                               |                  | 500,000           | 2,500,000         | 3,000,000         |
|                                 | Gubat Rural Health Unit                                  |                  | 500,000           |                   | 500,000           |
|                                 | Irosin Rural Health Unit                                 |                  | 600,000           |                   | 600,000           |
|                                 | Juban Rural Health Unit                                  |                  | 500,000           | 2,500,000         | 3,000,000         |
|                                 | Magallanes Rural Health Unit                             | 1,500,000        | 500,000           | 2,500,000         | 4,500,000         |
|                                 | Matnog Rural Health Unit                                 |                  | 400,000           |                   | 400,000           |
|                                 | Pilar Rural Health Unit                                  |                  | 400,000           |                   | 400,000           |
|                                 | Prieto Diaz Rural Health Unit                            |                  | 1,000,000         |                   | 1,000,000         |
|                                 | Sta. Magdalena Rural Health Unit                         |                  | 800,000           | 2,500,000         | 3,300,000         |

| Facilities and Name of Projects |                          |  | Infrastructure    | Medical Equipment  | Motor Vehicle      | Total              |
|---------------------------------|--------------------------|--|-------------------|--------------------|--------------------|--------------------|
|                                 |                          |  |                   |                    |                    |                    |
|                                 |                          |  |                   |                    |                    |                    |
| <b>Region VI</b>                |                          |  | <b>86,700,000</b> | <b>26,344,000</b>  | <b>15,000,000</b>  | <b>128,044,000</b> |
|                                 |                          |  |                   |                    |                    |                    |
|                                 | <b>Aklan</b>             |  | <b>14,200,000</b> | <b>4,000,000</b>   |                    | <b>18,200,000</b>  |
|                                 |                          | Balete Rural Health Unit                         | 7,000,000         | 2,200,000          |                    | 9,200,000          |
|                                 |                          | Madalag Rural Health Unit                        | 3,200,000         |                    |                    | 3,200,000          |
|                                 |                          | New Washington Rural Health Unit II              | 2,000,000         |                    |                    | 2,000,000          |
|                                 |                          | Tangalan Rural Health Unit                       | 2,000,000         | 1,800,000          |                    | 3,800,000          |
|                                 |                          |  |                   |                    |                    |                    |
|                                 | <b>Antique</b>           |  | <b>5,500,000</b>  |                    |                    | <b>5,500,000</b>   |
|                                 |                          | Culasi Rural Health Unit                         | 2,000,000         |                    |                    | 2,000,000          |
|                                 |                          | Hamtic Rural Health Unit                         | 3,500,000         |                    |                    | 3,500,000          |
|                                 |                          |  |                   |                    |                    |                    |
|                                 | <b>Capiz</b>             |  |                   |                    | <b>2,500,000</b>   | <b>2,500,000</b>   |
|                                 |                          | Sapi-an Rural Health Unit                        |                   |                    | 2,500,000          | 2,500,000          |
|                                 |                          |  |                   |                    |                    |                    |
|                                 | <b>Iloilo</b>            |  | <b>46,500,000</b> | <b>21,000,000</b>  | <b>12,500,000</b>  | <b>80,000,000</b>  |
|                                 |                          | Alimodian Rural Health Unit                      | 2,500,000         |                    |                    | 2,500,000          |
|                                 |                          | Balasan Rural Health Unit                        |                   |                    | 2,500,000          | 2,500,000          |
|                                 |                          | Barotac Nuevo Rural Health Unit I                |                   | 2,000,000          |                    | 2,000,000          |
|                                 |                          | Barotac Viejo Rural Health Unit                  |                   |                    | 2,500,000          | 2,500,000          |
|                                 |                          | Carles Rural Health Unit                         |                   |                    | 2,500,000          | 2,500,000          |
|                                 |                          | Dingle Rural Health Unit                         |                   | 7,000,000          |                    | 7,000,000          |
|                                 |                          | Dueñas Rural Health Unit                         |                   |                    | 2,500,000          | 2,500,000          |
|                                 |                          | Dumangas Rural Health Unit I                     |                   | 2,000,000          |                    | 2,000,000          |
|                                 |                          | Estancia MHO & Birthing Clinic                   |                   | 2,000,000          |                    | 2,000,000          |
|                                 |                          | Janiuay Rural Health Unit                        | 3,000,000         | 2,000,000          |                    | 5,000,000          |
|                                 |                          | Lambunao Rural Health Unit II                    | 6,000,000         |                    |                    | 6,000,000          |
|                                 |                          | Maasin Rural Health Unit                         | 3,000,000         |                    |                    | 3,000,000          |
|                                 |                          | Miag-ao Rural Health Unit II                     | 4,000,000         |                    |                    | 4,000,000          |
|                                 |                          | Mina Rural Health Unit                           |                   | 5,000,000          |                    | 5,000,000          |
|                                 |                          | New Lucena Rural Health Unit                     | 6,000,000         |                    |                    | 6,000,000          |
|                                 |                          | Oton Rural Health Unit II                        | 6,000,000         |                    |                    | 6,000,000          |
|                                 |                          | San Dionisio Rural Health Unit                   |                   | 1,000,000          |                    | 1,000,000          |
|                                 |                          | San Joaquin Rural Health Unit                    | 10,000,000        |                    |                    | 10,000,000         |
|                                 |                          | San Joaquin Rural Health Unit II                 | 6,000,000         |                    |                    | 6,000,000          |
|                                 |                          | San Rafael Rural Health Unit                     |                   |                    | 2,500,000          | 2,500,000          |
|                                 |                          |  |                   |                    |                    |                    |
|                                 | <b>Negros Occidental</b> |  | <b>20,500,000</b> | <b>1,344,000</b>   |                    | <b>21,844,000</b>  |
|                                 |                          | Bacolod City Health Office                       | 6,000,000         |                    |                    | 6,000,000          |
|                                 |                          | Hinobaan Rural Health Unit                       | 6,000,000         |                    |                    | 6,000,000          |
|                                 |                          | Isabela Rural Health Unit                        | 5,000,000         |                    |                    | 5,000,000          |
|                                 |                          | La Carlota City Main Health Center               | 3,500,000         |                    |                    | 3,500,000          |
|                                 |                          | Pontevedra Rural Health Unit                     |                   | 1,344,000          |                    | 1,344,000          |
|                                 |                          |  |                   |                    |                    |                    |
| <b>Region VII</b>               |                          |  | <b>48,200,000</b> | <b>112,950,000</b> | <b>117,500,000</b> | <b>278,650,000</b> |
|                                 |                          |  |                   |                    |                    |                    |
|                                 | <b>Bohol</b>             |  |                   | <b>43,250,000</b>  | <b>57,500,000</b>  | <b>100,750,000</b> |
|                                 |                          | Alburquerque Rural Health Unit                   |                   | 2,000,000          |                    | 2,000,000          |
|                                 |                          | Alicia Rural Health Unit                         |                   | 2,000,000          | 2,500,000          | 4,500,000          |
|                                 |                          | Anda Rural Health Unit and Birthing Center       |                   | 2,000,000          |                    | 2,000,000          |
|                                 |                          | Baclayon Rural Health Unit                       |                   | 2,000,000          | 2,500,000          | 4,500,000          |
|                                 |                          | Balilihan Rural Health Unit                      |                   | 2,000,000          | 2,500,000          | 4,500,000          |
|                                 |                          | Bien Unido Rural Health Unit                     |                   | 2,000,000          | 2,500,000          | 4,500,000          |
|                                 |                          | Bilar MHO and Birthing Center                    |                   | 2,000,000          | 2,500,000          | 4,500,000          |
|                                 |                          | Buenavista Rural Health Unit                     |                   | 300,000            | 2,500,000          | 2,800,000          |
|                                 |                          | Calape Rural Health Unit                         |                   | 400,000            | 2,500,000          | 2,900,000          |
|                                 |                          | Candijay Rural Health Unit                       |                   | 2,000,000          | 2,500,000          | 4,500,000          |
|                                 |                          | Catigbian Health Center with Lying-in            |                   | 2,000,000          | 2,500,000          | 4,500,000          |
|                                 |                          | Corella Rural Health Unit                        |                   | 2,000,000          | 2,500,000          | 4,500,000          |
|                                 |                          | Dagohoy Rural Health Unit and Birthing Center    |                   | 1,000,000          | 2,500,000          | 3,500,000          |
|                                 |                          | Danao Rural Health Unit                          |                   | 300,000            |                    | 300,000            |
|                                 |                          | Dauis Rural Health Unit I                        |                   |                    | 2,500,000          | 2,500,000          |
|                                 |                          | Dimaio Rural Health Unit                         |                   | 2,000,000          |                    | 2,000,000          |
|                                 |                          | Getafe Rural Health Unit                         |                   | 1,000,000          | 2,500,000          | 3,500,000          |
|                                 |                          | Inabanga Rural Health Unit I and Birthing Center |                   |                    | 2,500,000          | 2,500,000          |
|                                 |                          | Jagna Municipal Health Office I                  |                   | 2,000,000          |                    | 2,000,000          |
|                                 |                          | Jagna Rural Health Unit II                       |                   | 2,000,000          | 2,500,000          | 4,500,000          |
|                                 |                          | Lila Rural Health Unit                           |                   | 2,000,000          | 2,500,000          | 4,500,000          |
|                                 |                          | Loay Rural Health Unit                           |                   | 1,500,000          |                    | 1,500,000          |

| Facilities and Name of Projects |  | Infrastructure    | Medical Equipment | Motor Vehicle     | Total              |
|---------------------------------|--|-------------------|-------------------|-------------------|--------------------|
|                                 | Loon Rural Health Unit 1 (Moto Sur)                        |                   | 250,000           | 2,500,000         | 2,750,000          |
|                                 | Loon Rural Health Unit 2                                   |                   |                   | 2,500,000         | 2,500,000          |
|                                 | Municipality of Albuquerque, Albuquerque Rural Health Unit |                   |                   | 2,500,000         | 2,500,000          |
|                                 | Panglao Rural Health Unit                                  |                   |                   | 2,500,000         | 2,500,000          |
|                                 | PCPG MHO - Birthing Center                                 |                   | 400,000           |                   | 400,000            |
|                                 | Rural Health Unit San Isidro Birthing Center               |                   | 2,000,000         |                   | 2,000,000          |
|                                 | Sagbayan Rural Health Unit                                 |                   | 2,000,000         | 2,500,000         | 4,500,000          |
|                                 | San Miguel Rural Health Unit                               |                   | 2,000,000         |                   | 2,000,000          |
|                                 | Sikatuna Rural Health Unit                                 |                   | 100,000           |                   | 100,000            |
|                                 | Talibon Rural Health Unit                                  |                   |                   | 2,500,000         | 2,500,000          |
|                                 | Toribia Badilla Evasco Memorial Health Center              |                   | 2,000,000         |                   | 2,000,000          |
|                                 | Tubigon Rural Health Unit I                                |                   |                   | 2,500,000         | 2,500,000          |
|                                 | Valencia Municipal Health Office                           |                   | 2,000,000         |                   | 2,000,000          |
|                                 | <b>Cebu</b>  | <b>16,700,000</b> | <b>43,250,000</b> | <b>45,000,000</b> | <b>104,950,000</b> |
|                                 | Alcantara Rural Health Unit                                |                   | 2,000,000         | 2,500,000         | 4,500,000          |
|                                 | Argao Rural Health Unit I                                  |                   | 2,000,000         |                   | 2,000,000          |
|                                 | Argao Rural Health Unit III (Colawin)                      |                   | 1,000,000         |                   | 1,000,000          |
|                                 | Badian Rural Health Unit II                                |                   | 1,500,000         |                   | 1,500,000          |
|                                 | Balamban Rural Health Unit II                              |                   | 700,000           |                   | 700,000            |
|                                 | Banilad UHC, Mandaue City                                  | 3,000,000         |                   |                   | 3,000,000          |
|                                 | Bogo City Health Office                                    |                   | 2,000,000         | 2,500,000         | 4,500,000          |
|                                 | Boljoon Rural Health Unit                                  |                   | 150,000           |                   | 150,000            |
|                                 | Catmon Rural Health Unit                                   |                   |                   | 2,500,000         | 2,500,000          |
|                                 | Cebu City Health and Wellness Center                       | 5,000,000         |                   |                   | 5,000,000          |
|                                 | Cebu City Health Office                                    |                   | 5,000,000         |                   | 5,000,000          |
|                                 | Compostela Rural Health Unit                               |                   | 2,000,000         | 2,500,000         | 4,500,000          |
|                                 | Consolacion Rural Health Unit                              |                   |                   | 2,500,000         | 2,500,000          |
|                                 | Cordova Rural Health Unit & Birthing Center                |                   | 800,000           | 2,500,000         | 3,300,000          |
|                                 | Daanbantayan Rural Health Unit & Birthing Center           |                   | 1,000,000         | 2,500,000         | 3,500,000          |
|                                 | Daanbantayan Rural Health Unit III                         |                   | 2,000,000         |                   | 2,000,000          |
|                                 | Danao City Health Office Birthing Center                   |                   | 2,000,000         |                   | 2,000,000          |
|                                 | Danao City TB DOTS   |                   | 2,000,000         |                   | 2,000,000          |
|                                 | Dumanjug Rural Health Unit                                 | 5,000,000         | 2,000,000         | 2,500,000         | 9,500,000          |
|                                 | Ginatilan Rural Health Unit                                |                   |                   | 2,500,000         | 2,500,000          |
|                                 | Lapu-Lapu City Health Office                               | 2,000,000         | 5,000,000         |                   | 7,000,000          |
|                                 | Liloan Birthing Center                                     |                   | 300,000           |                   | 300,000            |
|                                 | Liloan Rural Health Center                                 |                   | 300,000           |                   | 300,000            |
|                                 | Madridejos Birthing Home                                   |                   | 500,000           |                   | 500,000            |
|                                 | Madridejos Rural Health Unit                               |                   | 2,000,000         | 2,500,000         | 4,500,000          |
|                                 | Medellin Barangay Poblacion MHC                            |                   | 500,000           |                   | 500,000            |
|                                 | Medellin Rural Health Unit II                              |                   | 2,000,000         |                   | 2,000,000          |
|                                 | Minglanilla Rural Health Unit                              |                   | 1,500,000         | 2,500,000         | 4,000,000          |
|                                 | Oslob Rural Health Unit                                    |                   |                   | 2,500,000         | 2,500,000          |
|                                 | Pilar Rural Health Unit                                    |                   | 2,000,000         | 2,500,000         | 4,500,000          |
|                                 | Pinamungajan Rural Health Unit                             | 1,700,000         |                   |                   | 1,700,000          |
|                                 | Samboan Rural Health Unit                                  |                   |                   | 2,500,000         | 2,500,000          |
|                                 | San Fernando Rural Health Unit                             |                   |                   | 2,500,000         | 2,500,000          |
|                                 | San Francisco Rural Health Unit                            |                   |                   | 2,500,000         | 2,500,000          |
|                                 | Santa Fe Rural Health Unit                                 |                   |                   | 2,500,000         | 2,500,000          |
|                                 | Santander Municipal Health Office & Birthing Center        |                   | 2,000,000         | 2,500,000         | 4,500,000          |
|                                 | Sibonga Rural Health Unit                                  |                   | 1,000,000         |                   | 1,000,000          |
|                                 | <b>Negros Oriental</b>                                     | <b>26,500,000</b> | <b>11,100,000</b> | <b>2,500,000</b>  | <b>40,100,000</b>  |
|                                 | Ayungon Rural Health Unit                                  | 5,000,000         | 1,500,000         |                   | 6,500,000          |
|                                 | Bais City Health Office                                    |                   | 500,000           |                   | 500,000            |
|                                 | Basay Rural Health Unit                                    |                   | 1,500,000         |                   | 1,500,000          |
|                                 | Bayawan City Health Office II Phase II                     | 5,000,000         |                   |                   | 5,000,000          |
|                                 | Dumaguete City Health Office II                            | 5,000,000         |                   |                   | 5,000,000          |
|                                 | Mabinay Rural Health Unit II                               | 1,500,000         |                   |                   | 1,500,000          |
|                                 | Pamplona Rural Health Unit                                 |                   | 2,000,000         |                   | 2,000,000          |
|                                 | Pamplona Rural Health Unit II                              |                   | 2,000,000         |                   | 2,000,000          |
|                                 | Siaton Rural Health Unit                                   |                   |                   | 2,500,000         | 2,500,000          |
|                                 | Sibulan Rural Health Unit                                  |                   | 1,000,000         |                   | 1,000,000          |
|                                 | Tanjay City Health Office III                              | 5,000,000         |                   |                   | 5,000,000          |
|                                 | Valencia Birthing and Rural Health Unit                    |                   | 2,000,000         |                   | 2,000,000          |
|                                 | Vallehermoso Rural Health Unit                             |                   | 600,000           |                   | 600,000            |
|                                 | Zamboanguita Rural Health Unit II                          | 5,000,000         |                   |                   | 5,000,000          |
|                                 | <b>Siquijor</b>  | <b>5,000,000</b>  | <b>15,350,000</b> | <b>12,500,000</b> | <b>32,850,000</b>  |
|                                 | Enrique Villanueva Rural Health Unit And Birthing Center   |                   | 1,000,000         | 2,500,000         | 3,500,000          |
|                                 | Larena Rural Health Unit And Birthing Center               |                   | 850,000           | 2,500,000         | 3,350,000          |

| Facilities and Name of Projects |  | Infrastructure    | Medical Equipment | Motor Vehicle      | Total              |
|---------------------------------|--|-------------------|-------------------|--------------------|--------------------|
|                                 | Lazi Health Center And Lying - In Clinic       |                   | 7,000,000         | 2,500,000          | 9,500,000          |
|                                 | Maria Rural Health Unit And Birthing Center    |                   | 2,000,000         | 2,500,000          | 4,500,000          |
|                                 | San Juan MHO & Maternity Clinic                |                   | 2,500,000         | 2,500,000          | 5,000,000          |
|                                 | Siquijor Rural Health Unit And Birthing Center | 5,000,000         | 2,000,000         |                    | 7,000,000          |
| <b>Region VIII</b>              |  | <b>98,300,000</b> | <b>32,900,000</b> | <b>115,000,000</b> | <b>246,200,000</b> |
|                                 | <b>Biliran</b>                                 |                   | <b>3,000,000</b>  | <b>15,000,000</b>  | <b>18,000,000</b>  |
|                                 | Almeria Rural Health Unit                      |                   | 500,000           | 2,500,000          | 3,000,000          |
|                                 | Biliran Rural Health Unit                      |                   |                   | 2,500,000          | 2,500,000          |
|                                 | Caibiran Rural Health Unit                     |                   | 500,000           | 2,500,000          | 3,000,000          |
|                                 | Culaba Rural Health Unit                       |                   |                   | 2,500,000          | 2,500,000          |
|                                 | Maripipi Rural Health Unit                     |                   | 1,000,000         | 5,000,000          | 6,000,000          |
|                                 | Rural Health Unit Kawayan                      |                   | 500,000           |                    | 500,000            |
|                                 | Rural Health Unit Naval                        |                   | 500,000           |                    | 500,000            |
| <b>Eastern Samar</b>            |  | <b>25,500,000</b> | <b>1,300,000</b>  | <b>7,500,000</b>   | <b>34,300,000</b>  |
|                                 | Arteche Rural Health Unit                      | 2,000,000         |                   |                    | 2,000,000          |
|                                 | City Health Office-01, Borongan City           | 2,000,000         |                   |                    | 2,000,000          |
|                                 | Giporlos Rural Health Unit                     |                   |                   | 2,500,000          | 2,500,000          |
|                                 | Guiuan Rural Health Unit II                    | 3,000,000         | 500,000           | 2,500,000          | 6,000,000          |
|                                 | Jipapad Rural Health Unit                      | 4,000,000         |                   |                    | 4,000,000          |
|                                 | Lawaan Rural Health Unit                       | 5,000,000         | 800,000           |                    | 5,800,000          |
|                                 | Maslog Rural Health Unit                       | 2,000,000         |                   |                    | 2,000,000          |
|                                 | Oras Rural Health Unit                         | 2,000,000         |                   |                    | 2,000,000          |
|                                 | Quinapondan Rural Health Unit                  | 4,000,000         |                   | 2,500,000          | 6,500,000          |
|                                 | Taft Rural Health Unit                         | 1,500,000         |                   |                    | 1,500,000          |
| <b>Leyte</b>                    |  | <b>12,800,000</b> | <b>4,300,000</b>  | <b>15,000,000</b>  | <b>32,100,000</b>  |
|                                 | Bato Rural Health Unit I                       | 5,000,000         |                   | 2,500,000          | 7,500,000          |
|                                 | Baybay City Health Office                      |                   |                   | 2,500,000          | 2,500,000          |
|                                 | City Health Office - MSC                       | 500,000           |                   |                    | 500,000            |
|                                 | Diit DHC                                       | 500,000           |                   | 2,500,000          | 3,000,000          |
|                                 | New Kawayan DHC                                |                   |                   | 2,500,000          | 2,500,000          |
|                                 | Rural Health Unit Dulag                        |                   | 800,000           |                    | 800,000            |
|                                 | Rural Health Unit Merida                       |                   | 500,000           |                    | 500,000            |
|                                 | Rural Health Unit Sta. Fe                      | 1,800,000         |                   |                    | 1,800,000          |
|                                 | Rural Health Unit Tabon-Tabon                  |                   | 1,500,000         |                    | 1,500,000          |
|                                 | Tunga Rural Health Unit                        |                   | 1,500,000         | 2,500,000          | 4,000,000          |
|                                 | San Isidro Rural Health Unit                   |                   |                   | 2,500,000          | 2,500,000          |
|                                 | Tolosa Rural Health Unit                       | 5,000,000         |                   |                    | 5,000,000          |
| <b>Northern Samar</b>           |  | <b>42,500,000</b> | <b>8,300,000</b>  | <b>57,500,000</b>  | <b>108,300,000</b> |
|                                 | Biri Covid-19 Facility                         |                   | 500,000           |                    | 500,000            |
|                                 | Biri Rural Health Unit                         |                   |                   | 5,000,000          | 5,000,000          |
|                                 | Bobon Rural Health Unit                        |                   |                   | 2,500,000          | 2,500,000          |
|                                 | Capul Rural Health Unit                        |                   |                   | 5,000,000          | 5,000,000          |
|                                 | Catarman Rural Health Unit 1                   |                   | 400,000           | 2,500,000          | 2,900,000          |
|                                 | Catarman Rural Health Unit 2                   |                   | 400,000           | 2,500,000          | 2,900,000          |
|                                 | Gamay Covid-19 Facility                        |                   | 500,000           |                    | 500,000            |
|                                 | Gamay Rural Health Unit                        | 5,000,000         |                   | 2,500,000          | 7,500,000          |
|                                 | Laoang Community Isolation Facility            |                   | 500,000           |                    | 500,000            |
|                                 | Laoang Rural Health Unit                       | 3,500,000         |                   | 2,500,000          | 6,000,000          |
|                                 | Lapinig Rural Health Unit                      | 5,000,000         |                   | 2,500,000          | 7,500,000          |
|                                 | Lavezares Rural Health Unit                    |                   |                   | 2,500,000          | 2,500,000          |
|                                 | Lope de Vega Covid-19 Facility                 |                   | 600,000           |                    | 600,000            |
|                                 | Mapanas Community Isolation Facility           | 3,000,000         | 500,000           |                    | 3,500,000          |
|                                 | Mapanas Rural Health Unit                      |                   |                   | 2,500,000          | 2,500,000          |
|                                 | Mondragon Rural Health Unit                    |                   |                   | 2,500,000          | 2,500,000          |
|                                 | Palapag Rural Health Unit                      |                   |                   | 2,500,000          | 2,500,000          |
|                                 | Pambujan Covid-19 Facility                     | 2,000,000         |                   |                    | 2,000,000          |
|                                 | Pambujan Rural Health Unit                     | 5,000,000         |                   | 2,500,000          | 7,500,000          |
|                                 | Rural Health Unit 3 Catarman                   |                   | 1,500,000         |                    | 1,500,000          |
|                                 | Rural Health Unit Allen                        | 2,000,000         |                   |                    | 2,000,000          |
|                                 | Rural Health Unit Lope de Vega                 |                   | 500,000           |                    | 500,000            |
|                                 | Rural Health Unit Rosario                      | 500,000           |                   |                    | 500,000            |
|                                 | Rural Health Unit San Isidro                   |                   | 200,000           |                    | 200,000            |
|                                 | Rural Health Unit San Roque                    | 1,500,000         |                   |                    | 1,500,000          |
|                                 | Rural Health Unit San Vicente                  | 2,000,000         |                   |                    | 2,000,000          |
|                                 | Rural Health Unit Silvino Lobos                | 3,000,000         |                   |                    | 3,000,000          |
|                                 | Rosario Community Isolation Facility           |                   | 500,000           |                    | 500,000            |

| Facilities and Name of Projects |  | Infrastructure    | Medical Equipment | Motor Vehicle     | Total             |
|---------------------------------|--|-------------------|-------------------|-------------------|-------------------|
|                                 | Rosario Rural Health Unit                            |                   |                   | 2,500,000         | 2,500,000         |
|                                 | San Antonio Rural Health Unit                        | 5,000,000         | 700,000           | 5,000,000         | 10,700,000        |
|                                 | San Isidro Covid-19 Facility                         |                   | 500,000           |                   | 500,000           |
|                                 | San Jose Community Isolation Unit                    |                   | 500,000           |                   | 500,000           |
|                                 | San Jose Rural Health Unit                           | 5,000,000         |                   |                   | 5,000,000         |
|                                 | San Vicente Rural Health Unit                        |                   |                   | 7,500,000         | 7,500,000         |
|                                 | Silvino Lobos Rural Health Unit                      |                   |                   | 2,500,000         | 2,500,000         |
|                                 | Victoria Community Isolation Unit                    |                   | 500,000           |                   | 500,000           |
|                                 | Victoria Rural Health Unit                           |                   |                   | 2,500,000         | 2,500,000         |
|                                 | <b>Samar (Western Samar)</b>                         | <b>17,500,000</b> | <b>10,400,000</b> | <b>12,500,000</b> | <b>40,400,000</b> |
|                                 | Calbiga Covid Isolation Facility                     |                   |                   | 2,500,000         | 2,500,000         |
|                                 | City Health Office Catbalogan, Catbalogan City       |                   | 800,000           |                   | 800,000           |
|                                 | Rural Health Unit Almagro, Almagro                   |                   | 500,000           |                   | 500,000           |
|                                 | Rural Health Unit Calbiga, Calbiga                   |                   | 800,000           |                   | 800,000           |
|                                 | Rural Health Unit Daram                              | 500,000           | 800,000           | 2,500,000         | 3,800,000         |
|                                 | Rural Health Unit Gandara, Gandara                   |                   | 500,000           |                   | 500,000           |
|                                 | Rural Health Unit Jiabong, Jiabong                   |                   | 800,000           | 2,500,000         | 3,300,000         |
|                                 | Rural Health Unit Marabut, Marabut                   |                   | 800,000           |                   | 800,000           |
|                                 | Rural Health Unit Pagsanghan, Pagsanghan             |                   | 500,000           |                   | 500,000           |
|                                 | Rural Health Unit Paranas, Paranas                   | 6,000,000         |                   |                   | 6,000,000         |
|                                 | Rural Health Unit Pinabacdao, Pinabacdao             |                   | 800,000           |                   | 800,000           |
|                                 | Rural Health Unit San Jorge, San Jorge               | 2,000,000         |                   |                   | 2,000,000         |
|                                 | Rural Health Unit San Jose de Buan, San Jose de Buan |                   | 800,000           |                   | 800,000           |
|                                 | Rural Health Unit Sta. Margarita, Sta. Margarita     |                   | 500,000           |                   | 500,000           |
|                                 | Rural Health Unit Sto. Niño, Sto. Niño               |                   | 300,000           |                   | 300,000           |
|                                 | Rural Health Unit Tagapul-an, Tagapul-an             |                   | 400,000           |                   | 400,000           |
|                                 | Rural Health Unit Talalora, Talalora                 |                   | 800,000           |                   | 800,000           |
|                                 | Rural Health Unit Tarangnan, Tarangnan               | 3,000,000         |                   |                   | 3,000,000         |
|                                 | Rural Health Unit Villareal, Villareal               | 6,000,000         | 500,000           |                   | 6,500,000         |
|                                 | Rural Health Unit Zumarraga, Zumarraga               |                   | 800,000           |                   | 800,000           |
|                                 | Tarangnan Rural Health Unit                          |                   |                   | 5,000,000         | 5,000,000         |
|                                 | <b>Southern Leyte</b>                                |                   | <b>5,600,000</b>  | <b>7,500,000</b>  | <b>13,100,000</b> |
|                                 | Limasawa Rural Health Unit                           |                   |                   | 5,000,000         | 5,000,000         |
|                                 | Maasin City - CHU II                                 |                   | 750,000           |                   | 750,000           |
|                                 | Padre Burgos Rural Health Unit                       |                   | 500,000           |                   | 500,000           |
|                                 | Pintuyan Rural Health Unit                           |                   |                   | 2,500,000         | 2,500,000         |
|                                 | Rural Health Unit Anahawan                           |                   | 500,000           |                   | 500,000           |
|                                 | Rural Health Unit Hinundayan                         |                   | 800,000           |                   | 800,000           |
|                                 | Rural Health Unit Limasawa                           |                   | 1,500,000         |                   | 1,500,000         |
|                                 | Rural Health Unit Malitbog                           |                   | 800,000           |                   | 800,000           |
|                                 | Rural Health Unit San Juan                           |                   | 750,000           |                   | 750,000           |
|                                 | <b>Region IX</b>                                     | <b>5,000,000</b>  | <b>6,000,000</b>  | <b>25,000,000</b> | <b>36,000,000</b> |
|                                 | <b>Zamboanga de Sur</b>                              |                   | <b>2,000,000</b>  | <b>2,500,000</b>  | <b>4,500,000</b>  |
|                                 | Josefina Rural Health Unit                           |                   |                   | 2,500,000         | 2,500,000         |
|                                 | Sominot Rural Health Unit                            |                   | 2,000,000         |                   | 2,000,000         |
|                                 | <b>Zamboanga del Norte</b>                           | <b>5,000,000</b>  | <b>3,000,000</b>  | <b>15,000,000</b> | <b>23,000,000</b> |
|                                 | Baliguian Rural Health Unit                          |                   |                   | 2,500,000         | 2,500,000         |
|                                 | Kalawit Rural Health Unit                            |                   |                   | 2,500,000         | 2,500,000         |
|                                 | La Libertad Birthing Home                            | 2,000,000         |                   |                   | 2,000,000         |
|                                 | La Libertad Rural Health Unit                        | 1,000,000         |                   | 2,500,000         | 3,500,000         |
|                                 | Liloy Rural Health Unit                              |                   |                   | 2,500,000         | 2,500,000         |
|                                 | Manukan Rural Health Unit                            |                   | 1,000,000         |                   | 1,000,000         |
|                                 | Mutia Rural Health Unit                              | 2,000,000         |                   | 2,500,000         | 4,500,000         |
|                                 | Sibutad Rural Health Unit                            |                   | 2,000,000         |                   | 2,000,000         |
|                                 | Sirawai Rural Health Unit                            |                   |                   | 2,500,000         | 2,500,000         |
|                                 | <b>Zamboanga Sibugay</b>                             |                   | <b>1,000,000</b>  | <b>7,500,000</b>  | <b>8,500,000</b>  |
|                                 | Diplahan Rural Health Unit                           |                   | 1,000,000         |                   | 1,000,000         |
|                                 | Mabuhay Rural Health Unit                            |                   |                   | 2,500,000         | 2,500,000         |
|                                 | Olutanga Rural Health Unit                           |                   |                   | 2,500,000         | 2,500,000         |
|                                 | Talusan Rural Health Unit                            |                   |                   | 2,500,000         | 2,500,000         |
|                                 | <b>Region X</b>                                      | <b>15,500,000</b> | <b>4,000,000</b>  | <b>60,000,000</b> | <b>79,500,000</b> |
|                                 | <b>Bukidnon</b>                                      | <b>5,500,000</b>  | <b>200,000</b>    |                   | <b>5,700,000</b>  |



| Facilities and Name of Projects |   | Infrastructure   | Medical Equipment | Motor Vehicle     | Total             |
|---------------------------------|---|------------------|-------------------|-------------------|-------------------|
|                                 | Malitbog Rural Health Unit                  | 5,500,000        |                   |                   | 5,500,000         |
|                                 | Sumilao Rural Health Unit                   |                  | 200,000           |                   | 200,000           |
|                                 | <b>Cagayan de Oro</b>                       | <b>2,000,000</b> |                   |                   | <b>2,000,000</b>  |
|                                 | Opol Rural Health Unit                      | 2,000,000        |                   |                   | 2,000,000         |
|                                 | <b>Camiguin</b>                             | <b>3,500,000</b> |                   | <b>2,500,000</b>  | <b>6,000,000</b>  |
|                                 | Guinsiliban Rural Health Unit               |                  |                   | 2,500,000         | 2,500,000         |
|                                 | Sagay Rural Health Unit                     | 3,500,000        |                   |                   | 3,500,000         |
|                                 | <b>Lanao del Norte</b>                      | <b>4,500,000</b> | <b>3,600,000</b>  | <b>27,500,000</b> | <b>35,600,000</b> |
|                                 | Bacolod Rural Health Unit                   |                  |                   | 2,500,000         | 2,500,000         |
|                                 | Baroy Rural Health Unit                     |                  | 100,000           | 2,500,000         | 2,600,000         |
|                                 | Kapatagan Rural Health Unit                 | 4,500,000        | 100,000           |                   | 4,600,000         |
|                                 | Lala Rural Health Unit                      |                  | 500,000           | 2,500,000         | 3,000,000         |
|                                 | Linamon Rural Health Unit                   |                  |                   | 2,500,000         | 2,500,000         |
|                                 | Munai Rural Health Unit                     |                  | 500,000           | 2,500,000         | 3,000,000         |
|                                 | Nunungan Rural Health Unit                  |                  |                   | 2,500,000         | 2,500,000         |
|                                 | Pantao Ragat Rural Health Unit              |                  | 500,000           |                   | 500,000           |
|                                 | Pantar Rural Health Unit                    |                  | 500,000           | 2,500,000         | 3,000,000         |
|                                 | Salvador Rural Health Unit                  |                  | 100,000           | 2,500,000         | 2,600,000         |
|                                 | Sapad Rural Health Unit                     |                  | 500,000           | 2,500,000         | 3,000,000         |
|                                 | Tangcal Rural Health Unit                   |                  | 300,000           | 2,500,000         | 2,800,000         |
|                                 | Tubod Rural Health Unit                     |                  | 500,000           | 2,500,000         | 3,000,000         |
|                                 | <b>Misamis Occidental</b>                   |                  |                   | <b>12,500,000</b> | <b>12,500,000</b> |
|                                 | Bonifacio Rural Health Unit                 |                  |                   | 2,500,000         | 2,500,000         |
|                                 | Clarín Rural Health Unit                    |                  |                   | 2,500,000         | 2,500,000         |
|                                 | Don Victoriano Chiongbian Rural Health Unit |                  |                   | 2,500,000         | 2,500,000         |
|                                 | Sinacaban Rural Health Unit                 |                  |                   | 2,500,000         | 2,500,000         |
|                                 | Tudela Rural Health Unit                    |                  |                   | 2,500,000         | 2,500,000         |
|                                 | <b>Misamis Oriental</b>                     |                  | <b>200,000</b>    | <b>17,500,000</b> | <b>17,700,000</b> |
|                                 | Kinoguitan Rural Health Unit                |                  |                   | 2,500,000         | 2,500,000         |
|                                 | Lagonglong Rural Health Unit                |                  |                   | 2,500,000         | 2,500,000         |
|                                 | Libertad Rural Health Unit                  |                  |                   | 2,500,000         | 2,500,000         |
|                                 | Magsaysay Rural Health Unit                 |                  |                   | 2,500,000         | 2,500,000         |
|                                 | Medina Rural Health Unit                    |                  | 200,000           |                   | 200,000           |
|                                 | Naawan Rural Health Unit                    |                  |                   | 2,500,000         | 2,500,000         |
|                                 | Sugbongcogon Rural Health Unit              |                  |                   | 2,500,000         | 2,500,000         |
|                                 | Talisayan Rural Health Unit                 |                  |                   | 2,500,000         | 2,500,000         |
|                                 | <b>Region XI</b>                            | <b>7,000,000</b> | <b>19,400,000</b> | <b>22,500,000</b> | <b>48,900,000</b> |
|                                 | <b>Davao City</b>                           |                  | <b>600,000</b>    |                   | <b>600,000</b>    |
|                                 | Miniforest Health Center, Davao City        |                  | 300,000           |                   | 300,000           |
|                                 | Talomo South Health Center, Davao City      |                  | 300,000           |                   | 300,000           |
|                                 | <b>Davao de Oro</b>                         |                  | <b>5,000,000</b>  | <b>5,000,000</b>  | <b>10,000,000</b> |
|                                 | Maragusan Rural Health Unit                 |                  |                   | 2,500,000         | 2,500,000         |
|                                 | Monkayo Rural Health Unit                   |                  | 5,000,000         | 2,500,000         | 7,500,000         |
|                                 | <b>Davao del Norte</b>                      | <b>2,000,000</b> | <b>8,000,000</b>  | <b>17,500,000</b> | <b>27,500,000</b> |
|                                 | Carmen Rural Health Unit                    |                  | 2,000,000         | 2,500,000         | 4,500,000         |
|                                 | IGACOS DHO- Kaputian                        |                  |                   | 2,500,000         | 2,500,000         |
|                                 | IGACOS DHO- Peñaplata                       |                  | 2,000,000         |                   | 2,000,000         |
|                                 | Kapalong Rural Health Unit                  |                  | 2,000,000         | 2,500,000         | 4,500,000         |
|                                 | New Corella Rural Health Unit               | 2,000,000        | 2,000,000         | 2,500,000         | 6,500,000         |
|                                 | Sto. Tomas Rural Health Unit                |                  |                   | 2,500,000         | 2,500,000         |
|                                 | Tagum City Health Office                    |                  |                   | 2,500,000         | 2,500,000         |
|                                 | Talaingod Rural Health Unit                 |                  |                   | 2,500,000         | 2,500,000         |
|                                 | <b>Davao Occidental</b>                     |                  | <b>2,300,000</b>  |                   | <b>2,300,000</b>  |
|                                 | Jose Abad Santos Rural Health Unit          |                  | 1,700,000         |                   | 1,700,000         |
|                                 | Sta. Maria Rural Health Unit                |                  | 600,000           |                   | 600,000           |
|                                 | <b>Davao Oriental</b>                       | <b>5,000,000</b> | <b>3,500,000</b>  |                   | <b>8,500,000</b>  |
|                                 | Banaybanay Rural Health Unit                | 5,000,000        | 250,000           |                   | 5,250,000         |
|                                 | Cateel Rural Health Unit                    |                  | 1,500,000         |                   | 1,500,000         |

| Facilities and Name of Projects |   | Infrastructure    | Medical Equipment | Motor Vehicle     | Total              |
|---------------------------------|---|-------------------|-------------------|-------------------|--------------------|
|                                 | Gov. Gen Rural Health Unit                                  |                   | 300,000           |                   | 300,000            |
|                                 | San Isidro Rural Health Unit                                |                   | 1,000,000         |                   | 1,000,000          |
|                                 | Tarragona Rural Health Unit                                 |                   | 450,000           |                   | 450,000            |
| <b>Region XII</b>               |   | <b>93,900,000</b> | <b>17,300,000</b> | <b>37,500,000</b> | <b>148,700,000</b> |
| <b>Cotabato</b>                 |   | <b>24,000,000</b> | <b>2,000,000</b>  | <b>15,000,000</b> | <b>41,000,000</b>  |
|                                 | Arakan Rural Health Unit                                    | 6,000,000         |                   |                   | 6,000,000          |
|                                 | Banisan Rural Health Unit                                   |                   |                   | 2,500,000         | 2,500,000          |
|                                 | Kidapawan City Health Office                                | 3,000,000         | 500,000           | 2,500,000         | 6,000,000          |
|                                 | Libungan Rural Health Unit                                  | 5,000,000         |                   | 2,500,000         | 7,500,000          |
|                                 | Makilala Rural Health Unit                                  | 5,000,000         | 1,500,000         | 2,500,000         | 9,000,000          |
|                                 | Muan Rural Health Unit Annex                                |                   |                   | 2,500,000         | 2,500,000          |
|                                 | Pigkawayan Rural Health Unit                                |                   |                   | 2,500,000         | 2,500,000          |
|                                 | Pres. Roxas Rural Health Unit                               | 5,000,000         |                   |                   | 5,000,000          |
| <b>General Santos City</b>      |   |                   | <b>2,000,000</b>  |                   | <b>2,000,000</b>   |
|                                 | Calumpang Rural Health Unit                                 |                   | 1,000,000         |                   | 1,000,000          |
|                                 | Tambler Rural Health Unit                                   |                   | 1,000,000         |                   | 1,000,000          |
| <b>Sarangani</b>                |   | <b>7,500,000</b>  |                   |                   | <b>7,500,000</b>   |
|                                 | Kiamba Rural Health Unit                                    | 1,500,000         |                   |                   | 1,500,000          |
|                                 | Maitum Rural Health Unit                                    | 5,000,000         |                   |                   | 5,000,000          |
|                                 | Malapatan Rural Health Unit                                 | 1,000,000         |                   |                   | 1,000,000          |
| <b>South Cotabato</b>           |   | <b>32,400,000</b> | <b>10,800,000</b> | <b>12,500,000</b> | <b>55,700,000</b>  |
|                                 | Banga Rural Health Unit                                     |                   | 2,000,000         | 2,500,000         | 4,500,000          |
|                                 | Koronadal City Health Office                                | 13,000,000        | 1,500,000         |                   | 14,500,000         |
|                                 | Norala Rural Health Unit                                    | 4,400,000         | 1,500,000         |                   | 5,900,000          |
|                                 | Sto. Niño Rural Health Unit                                 | 1,500,000         | 3,800,000         | 2,500,000         | 7,800,000          |
|                                 | Surallah Rural Health Unit                                  | 1,700,000         |                   | 2,500,000         | 4,200,000          |
|                                 | Tampakan Rural Health Unit                                  |                   | 1,500,000         | 2,500,000         | 4,000,000          |
|                                 | Tantangan Rural Health Unit                                 | 5,000,000         | 500,000           | 2,500,000         | 8,000,000          |
|                                 | Tboli Rural Health Unit                                     | 6,800,000         |                   |                   | 6,800,000          |
| <b>Sultan Kudarat</b>           |   | <b>10,000,000</b> | <b>2,500,000</b>  | <b>10,000,000</b> | <b>22,500,000</b>  |
|                                 | Columbio Rural Health Unit                                  |                   |                   | 2,500,000         | 2,500,000          |
|                                 | Kalamansig Rural Health Unit                                | 2,000,000         |                   | 2,500,000         | 4,500,000          |
|                                 | Masiag Rural Health Unit Annex                              | 6,000,000         | 1,500,000         | 2,500,000         | 10,000,000         |
|                                 | Sen. Ninoy Aquino Rural Health Unit                         | 2,000,000         | 500,000           | 2,500,000         | 5,000,000          |
|                                 | Tacurong City Health Office                                 |                   | 500,000           |                   | 500,000            |
| <b>Surigao del Norte</b>        |   | <b>20,000,000</b> |                   |                   | <b>20,000,000</b>  |
|                                 | Del Carmen Rural Health Unit                                | 20,000,000        |                   |                   | 20,000,000         |
| <b>Region XIII</b>              |   | <b>85,200,000</b> | <b>1,700,000</b>  | <b>60,000,000</b> | <b>146,900,000</b> |
| <b>Agusan del Norte</b>         |   | <b>16,000,000</b> | <b>700,000</b>    | <b>2,500,000</b>  | <b>19,200,000</b>  |
|                                 | Cabadbaran City Health Office                               | 2,000,000         |                   |                   | 2,000,000          |
|                                 | Carmen Rural Health Unit                                    | 3,000,000         | 700,000           |                   | 3,700,000          |
|                                 | Kitcharao Rural Health Unit                                 | 3,000,000         |                   |                   | 3,000,000          |
|                                 | Nasipit Rural Health Unit & Family Planning                 | 3,000,000         |                   | 2,500,000         | 5,500,000          |
|                                 | Remedios T. Romualdez Rural Health Unit and Family Planning | 5,000,000         |                   |                   | 5,000,000          |
| <b>Agusan del Sur</b>           |   | <b>14,800,000</b> |                   | <b>12,500,000</b> | <b>27,300,000</b>  |
|                                 | Bayugan City Health Office                                  | 3,800,000         |                   | 2,500,000         | 6,300,000          |
|                                 | La Paz Rural Health Unit                                    |                   |                   | 2,500,000         | 2,500,000          |
|                                 | Rosario Rural Health Unit                                   |                   |                   | 2,500,000         | 2,500,000          |
|                                 | San Luis Rural Health Unit                                  | 1,500,000         |                   |                   | 1,500,000          |
|                                 | Sta Josefa Rural Health Unit                                | 2,500,000         |                   |                   | 2,500,000          |
|                                 | Talacogon Rural Health Unit                                 | 5,000,000         |                   | 2,500,000         | 7,500,000          |
|                                 | Trento Rural Health Unit                                    | 2,000,000         |                   |                   | 2,000,000          |
|                                 | Veruela Rural Health Unit                                   |                   |                   | 2,500,000         | 2,500,000          |
| <b>Dinagat Islands</b>          |   | <b>6,000,000</b>  |                   | <b>10,000,000</b> | <b>16,000,000</b>  |
|                                 | Albur Libjo Rural Health Unit                               |                   |                   | 2,500,000         | 2,500,000          |
|                                 | Cagdianao Rural Health Unit                                 | 2,000,000         |                   | 2,500,000         | 4,500,000          |
|                                 | Loreto Rural Health Unit                                    |                   |                   | 2,500,000         | 2,500,000          |
|                                 | San Jose Rural Health Unit                                  | 2,000,000         |                   |                   | 2,000,000          |

| Facilities and Name of Projects |  | Infrastructure       | Medical Equipment    | Motor Vehicle      | Total                |
|---------------------------------|--|----------------------|----------------------|--------------------|----------------------|
|                                 | Tubajon Rural Health Unit  | 2,000,000            |                      | 2,500,000          | 4,500,000            |
|                                 | <b>Surigao del Norte</b>   | <b>25,500,000</b>    | <b>1,000,000</b>     | <b>12,500,000</b>  | <b>39,000,000</b>    |
|                                 | Alegria Rural Health Unit  | 1,000,000            |                      | 2,500,000          | 3,500,000            |
|                                 | Dapa Rural Health Unit   | 5,000,000            |                      | 2,500,000          | 7,500,000            |
|                                 | General Luna Rural Health Unit                                     | 5,000,000            |                      |                    | 5,000,000            |
|                                 | Mainit Rural Health Unit   | 3,000,000            |                      |                    | 3,000,000            |
|                                 | Malimono Rural Health Unit   |                      | 1,000,000            |                    | 1,000,000            |
|                                 | San Benito Rural Health Unit                                       | 5,000,000            |                      |                    | 5,000,000            |
|                                 | San Isidro Rural Health Unit                                       | 1,000,000            |                      |                    | 1,000,000            |
|                                 | Socorro Rural Health Unit  | 2,500,000            |                      | 2,500,000          | 5,000,000            |
|                                 | Surigao City Health Office   | 3,000,000            |                      | 5,000,000          | 8,000,000            |
|                                 | <b>Surigao del Sur</b>   | <b>22,900,000</b>    |                      | <b>22,500,000</b>  | <b>45,400,000</b>    |
|                                 | Cagwait Rural Health Unit  | 2,000,000            |                      | 2,500,000          | 4,500,000            |
|                                 | Cantilan Rural Health Unit   | 3,400,000            |                      | 2,500,000          | 5,900,000            |
|                                 | Carmen Rural Health Unit   | 2,000,000            |                      | 2,500,000          | 4,500,000            |
|                                 | Carrascal Rural Health Unit  | 2,000,000            |                      |                    | 2,000,000            |
|                                 | Cortes Rural Health Unit   | 1,000,000            |                      | 2,500,000          | 3,500,000            |
|                                 | Hinatuan Rural Health Unit   |                      |                      | 2,500,000          | 2,500,000            |
|                                 | Lanuzza Rural Health Unit  | 2,000,000            |                      | 2,500,000          | 4,500,000            |
|                                 | Lingig Rural Health Unit   | 3,000,000            |                      | 2,500,000          | 5,500,000            |
|                                 | Madrid Rural Health Unit   | 2,000,000            |                      |                    | 2,000,000            |
|                                 | Marihatag Rural Health Unit  |                      |                      | 2,500,000          | 2,500,000            |
|                                 | San Agustin Rural Health Unit                                      | 2,000,000            |                      |                    | 2,000,000            |
|                                 | Tagbina Rural Health Unit  | 2,000,000            |                      |                    | 2,000,000            |
|                                 | Tago Rural Health Unit   | 1,500,000            |                      | 2,500,000          | 4,000,000            |
|                                 | <b>3. Polyclinics</b>  | <b>44,500,000</b>    | <b>11,000,000</b>    |                    | <b>55,500,000</b>    |
|                                 | <b>3.a Completion/Upgrading/Repair and Equipping of Polyclinic</b> | <b>44,500,000</b>    | <b>11,000,000</b>    |                    | <b>55,500,000</b>    |
|                                 | <b>Region VI</b>   | <b>39,500,000</b>    |                      |                    | <b>39,500,000</b>    |
|                                 | <b>Antique</b>   | <b>39,500,000</b>    |                      |                    | <b>39,500,000</b>    |
|                                 | Caluya Polyclinics   | 18,000,000           |                      |                    | 18,000,000           |
|                                 | Libertad Polyclinic  | 10,000,000           |                      |                    | 10,000,000           |
|                                 | San Remigio Polyclinic   | 11,500,000           |                      |                    | 11,500,000           |
|                                 | <b>Region VII</b>  |                      | <b>5,000,000</b>     |                    | <b>5,000,000</b>     |
|                                 | <b>Cebu</b>  |                      | <b>5,000,000</b>     |                    | <b>5,000,000</b>     |
|                                 | Tabuelan Polyclinic  |                      | 5,000,000            |                    | 5,000,000            |
|                                 | <b>Region XIII</b>   | <b>5,000,000</b>     | <b>6,000,000</b>     |                    | <b>11,000,000</b>    |
|                                 | <b>Agusan del Norte</b>  |                      | <b>6,000,000</b>     |                    | <b>6,000,000</b>     |
|                                 | Butuan City, Bilay Polyclinic                                      |                      | 6,000,000            |                    | 6,000,000            |
|                                 | <b>Surigao del Norte</b>   | <b>5,000,000</b>     |                      |                    | <b>5,000,000</b>     |
|                                 | Surigao City Polyclinic, Brgy. Luna                                | 5,000,000            |                      |                    | 5,000,000            |
|                                 | <b>4. LGU Hospitals</b>  | <b>3,643,595,000</b> | <b>1,325,985,000</b> | <b>312,000,000</b> | <b>5,281,580,000</b> |
|                                 | <b>4.a LGU Hospitals</b>   | <b>3,643,595,000</b> | <b>1,325,985,000</b> | <b>312,000,000</b> | <b>5,281,580,000</b> |
|                                 | <b>National Capital Region (NCR)</b>                               | <b>18,000,000</b>    | <b>130,000,000</b>   | <b>7,500,000</b>   | <b>155,500,000</b>   |
|                                 | <b>Manila</b>  | <b>8,000,000</b>     |                      | <b>5,000,000</b>   | <b>13,000,000</b>    |
|                                 | Gat Andres Bonifacio Memorial Medical Center                       | 8,000,000            |                      | 2,500,000          | 10,500,000           |
|                                 | Justice Jose Abad Santos General Hospital                          |                      |                      | 2,500,000          | 2,500,000            |
|                                 | <b>Parañaque</b>   |                      | <b>15,000,000</b>    |                    | <b>15,000,000</b>    |
|                                 | Ospital Ng Parañaque   |                      | 15,000,000           |                    | 15,000,000           |
|                                 | <b>San Juan City</b>   | <b>10,000,000</b>    | <b>10,000,000</b>    |                    | <b>20,000,000</b>    |

| Facilities and Name of Projects |   | Infrastructure     | Medical Equipment  | Motor Vehicle     | Total              |
|---------------------------------|---|--------------------|--------------------|-------------------|--------------------|
|                                 | San Juan Medical Center                         | 10,000,000         | 10,000,000         |                   | 20,000,000         |
|                                 |   |                    |                    |                   |                    |
|                                 | <b>Taguig City</b>                              |                    | <b>105,000,000</b> |                   | <b>105,000,000</b> |
|                                 | Taguig City General Hospital                    |                    | 105,000,000        |                   | 105,000,000        |
|                                 |   |                    |                    |                   |                    |
|                                 | <b>Valenzuela</b>                               |                    |                    | <b>2,500,000</b>  | <b>2,500,000</b>   |
|                                 | Valenzuela City Emergency Hospital              |                    |                    | 2,500,000         | 2,500,000          |
|                                 |   |                    |                    |                   |                    |
| <b>Region I</b>                 |   | <b>525,000,000</b> |                    | <b>15,000,000</b> | <b>540,000,000</b> |
|                                 |   |                    |                    |                   |                    |
|                                 | <b>Ilocos Sur</b>                               | <b>275,000,000</b> |                    | <b>15,000,000</b> | <b>290,000,000</b> |
|                                 | Sinait District Hospital                        | 50,000,000         |                    |                   | 50,000,000         |
|                                 | Ilocos Sur Provincial Hospital, Gabriela Silang | 150,000,000        |                    |                   | 150,000,000        |
|                                 | Bangui District Hospital                        |                    |                    | 2,500,000         | 2,500,000          |
|                                 | Doña Josefa Edralin Marcos Memorial Hospital    |                    |                    | 2,500,000         | 2,500,000          |
|                                 | Piddig District Hospital                        |                    |                    | 2,500,000         | 2,500,000          |
|                                 | Dingras District Hospital                       |                    |                    | 2,500,000         | 2,500,000          |
|                                 | Vintar District Hospital                        |                    |                    | 2,500,000         | 2,500,000          |
|                                 | Gov. Roque B. Ablan Sr. Memorial Hospital       | 75,000,000         |                    | 2,500,000         | 77,500,000         |
|                                 |   |                    |                    |                   |                    |
|                                 | <b>Pangasinan</b>                               | <b>150,000,000</b> |                    |                   | <b>150,000,000</b> |
|                                 | Dagupan City Maternity and Children's Hospital  | 150,000,000        |                    |                   | 150,000,000        |
|                                 |   |                    |                    |                   |                    |
|                                 | <b>La Union</b>                                 | <b>100,000,000</b> |                    |                   | <b>100,000,000</b> |
|                                 | Naguilan District Hospital                      | 50,000,000         |                    |                   | 50,000,000         |
|                                 | Rosario District Hospital                       | 50,000,000         |                    |                   | 50,000,000         |
|                                 |   |                    |                    |                   |                    |
| <b>CAR</b>                      |   | <b>122,928,000</b> | <b>48,000,000</b>  | <b>32,500,000</b> | <b>203,428,000</b> |
|                                 |   |                    |                    |                   |                    |
|                                 | <b>Apayao</b>                                   |                    |                    | <b>5,000,000</b>  | <b>5,000,000</b>   |
|                                 | Amma Jadsac District Hospital                   |                    |                    | 2,500,000         | 2,500,000          |
|                                 | Sta. Marcela District Hospital                  |                    |                    | 2,500,000         | 2,500,000          |
|                                 |   |                    |                    |                   |                    |
|                                 | <b>Benguet</b>                                  |                    | <b>20,000,000</b>  | <b>2,500,000</b>  | <b>22,500,000</b>  |
|                                 | Atok District Hospital                          |                    | 10,000,000         |                   | 10,000,000         |
|                                 | Benguet General Hospital                        |                    | 10,000,000         | 2,500,000         | 12,500,000         |
|                                 |   |                    |                    |                   |                    |
|                                 | <b>Ifugao</b>                                   | <b>50,000,000</b>  | <b>10,000,000</b>  | <b>7,500,000</b>  | <b>67,500,000</b>  |
|                                 | Ifugao General Hospital                         | 50,000,000         | 10,000,000         | 2,500,000         | 62,500,000         |
|                                 | Potia District Hospital                         |                    |                    | 2,500,000         | 2,500,000          |
|                                 | Tinoc District Hospital                         |                    |                    | 2,500,000         | 2,500,000          |
|                                 |   |                    |                    |                   |                    |
|                                 | <b>Kalinga</b>                                  | <b>22,928,000</b>  | <b>8,000,000</b>   | <b>7,500,000</b>  | <b>38,428,000</b>  |
|                                 | Gabriela Mija Kim Medical Center                |                    |                    | 2,500,000         | 2,500,000          |
|                                 | Juan M. Duyan Memorial District Hospital        |                    |                    | 2,500,000         | 2,500,000          |
|                                 | Kalinga District Hospital                       | 13,428,000         |                    |                   | 13,428,000         |
|                                 | Kalinga Provincial Hospital                     |                    | 8,000,000          | 2,500,000         | 10,500,000         |
|                                 | Tanudan District Hospital                       | 5,500,000          |                    |                   | 5,500,000          |
|                                 | Western Kalinga District Hospital               | 4,000,000          |                    |                   | 4,000,000          |
|                                 |   |                    |                    |                   |                    |
|                                 | <b>Mt. Province</b>                             | <b>50,000,000</b>  | <b>10,000,000</b>  | <b>10,000,000</b> | <b>70,000,000</b>  |
|                                 | Anastacia-Rafael Sagel Memorial Hospital        |                    |                    | 2,500,000         | 2,500,000          |
|                                 | Barlig District Hospital                        |                    |                    | 2,500,000         | 2,500,000          |
|                                 | Besao District Hospital                         |                    | 10,000,000         | 2,500,000         | 12,500,000         |
|                                 | Bontoc General Hospital                         | 50,000,000         |                    |                   | 50,000,000         |
|                                 | Paracelis District Hospital                     |                    |                    | 2,500,000         | 2,500,000          |
|                                 |   |                    |                    |                   |                    |
| <b>Region II</b>                |   | <b>68,000,000</b>  | <b>58,000,000</b>  | <b>10,000,000</b> | <b>136,000,000</b> |
|                                 |   |                    |                    |                   |                    |
|                                 | <b>Batanes</b>                                  |                    | <b>10,000,000</b>  | <b>2,500,000</b>  | <b>12,500,000</b>  |
|                                 | Itbayat District Hospital                       |                    |                    | 2,500,000         | 2,500,000          |
|                                 | Sabtang Community Hospital                      |                    | 10,000,000         |                   | 10,000,000         |
|                                 |   |                    |                    |                   |                    |
|                                 | <b>Cagayan</b>                                  | <b>18,000,000</b>  |                    | <b>5,000,000</b>  | <b>23,000,000</b>  |
|                                 | Alcala Municipal Hospital                       |                    |                    | 2,500,000         | 2,500,000          |
|                                 | Alfonso Ponce Memorial District Hospital        | 11,000,000         |                    |                   | 11,000,000         |
|                                 | Municipality of Tuao, Tuao Infirmary Hospital   | 7,000,000          |                    |                   | 7,000,000          |
|                                 | Northern Cagayan District Hospital              |                    |                    | 2,500,000         | 2,500,000          |

| Facilities and Name of Projects |  |   | Infrastructure     | Medical Equipment  | Motor Vehicle     | Total              |
|---------------------------------|--|---|--------------------|--------------------|-------------------|--------------------|
|                                 |  |   |                    |                    |                   |                    |
|                                 |  |   |                    |                    |                   |                    |
|                                 |  | <b>Isabela</b>  |                    | <b>23,000,000</b>  |                   | <b>23,000,000</b>  |
|                                 |  | Cauayan District Hospital   |                    | 5,000,000          |                   | 5,000,000          |
|                                 |  | Echague District Hospital   |                    | 8,000,000          |                   | 8,000,000          |
|                                 |  | Gov. Faustino N. Dy Sr. Memorial Hospital                             |                    | 5,000,000          |                   | 5,000,000          |
|                                 |  | Manuel A. Roxas District Hospital                                     |                    | 5,000,000          |                   | 5,000,000          |
|                                 |  |   |                    |                    |                   |                    |
|                                 |  | <b>Nueva Vizcaya</b>  | <b>50,000,000</b>  | <b>10,000,000</b>  | <b>2,500,000</b>  | <b>62,500,000</b>  |
|                                 |  | Nueva Vizcaya Provincial Hospital                                     | 50,000,000         | 10,000,000         | 2,500,000         | 62,500,000         |
|                                 |  |   |                    |                    |                   |                    |
|                                 |  | <b>Quirino</b>  |                    | <b>15,000,000</b>  |                   | <b>15,000,000</b>  |
|                                 |  | Quirino Provincial Medical Center                                     |                    | 15,000,000         |                   | 15,000,000         |
|                                 |  |   |                    |                    |                   |                    |
|                                 |  | <b>Region III</b>   | <b>627,148,000</b> | <b>90,540,000</b>  | <b>25,000,000</b> | <b>742,688,000</b> |
|                                 |  |   |                    |                    |                   |                    |
|                                 |  | <b>Aurora</b>   | <b>7,500,000</b>   | <b>2,540,000</b>   |                   | <b>10,040,000</b>  |
|                                 |  | Casiguran District Hospital, Aurora                                   | 7,500,000          | 2,540,000          |                   | 10,040,000         |
|                                 |  |   |                    |                    |                   |                    |
|                                 |  | <b>Bataan</b>   | <b>190,000,000</b> | <b>10,000,000</b>  |                   | <b>200,000,000</b> |
|                                 |  | Orani District Hospital   | 190,000,000        | 10,000,000         |                   | 200,000,000        |
|                                 |  |   |                    |                    |                   |                    |
|                                 |  | <b>Bulacan</b>  | <b>162,000,000</b> | <b>23,000,000</b>  | <b>5,000,000</b>  | <b>190,000,000</b> |
|                                 |  | Baliuag District Hospital   |                    | 10,000,000         |                   | 10,000,000         |
|                                 |  | Bustos Community Hospital   | 100,000,000        |                    | 2,500,000         | 102,500,000        |
|                                 |  | Calumpit District Hospital  |                    | 8,000,000          | 2,500,000         | 10,500,000         |
|                                 |  | Norzagaray Municipal Hospital   |                    | 5,000,000          |                   | 5,000,000          |
|                                 |  | Ospital ng Lungsod San Jose Del Monte                                 | 12,000,000         |                    |                   | 12,000,000         |
|                                 |  | Ospital ng Meycauayan   | 50,000,000         |                    |                   | 50,000,000         |
|                                 |  |   |                    |                    |                   |                    |
|                                 |  | <b>Nueva Ecija</b>  | <b>72,648,000</b>  | <b>3,000,000</b>   | <b>12,500,000</b> | <b>88,148,000</b>  |
|                                 |  | Carranglan Medicare and Community Hospital                            |                    |                    | 2,500,000         | 2,500,000          |
|                                 |  | Gabaldon Medicare Community Hospital                                  |                    |                    | 2,500,000         | 2,500,000          |
|                                 |  | Gapan District Hospital   |                    |                    | 2,500,000         | 2,500,000          |
|                                 |  | General Tinio Medicare and Community Hospital                         |                    |                    | 2,500,000         | 2,500,000          |
|                                 |  | Guimba District Hospital  |                    |                    | 2,500,000         | 2,500,000          |
|                                 |  | Ospital ng Lungsod Agham ng Munoz                                     |                    | 3,000,000          |                   | 3,000,000          |
|                                 |  | Batang Gapan Medical Center   | 72,648,000         |                    |                   | 72,648,000         |
|                                 |  |   |                    |                    |                   |                    |
|                                 |  | <b>Pampanga</b>   | <b>180,000,000</b> | <b>30,000,000</b>  | <b>7,500,000</b>  | <b>217,500,000</b> |
|                                 |  | Air Force City Hospital, Clark Air Base                               |                    |                    | 2,500,000         | 2,500,000          |
|                                 |  | Clark Extension-Pampanga Provincial Hospital                          | 20,000,000         |                    |                   | 20,000,000         |
|                                 |  | Diosdado P. Macapagal Memorial Hospital                               | 30,000,000         | 15,000,000         |                   | 45,000,000         |
|                                 |  | Dr. Andres J. Luciano District Hospital                               |                    |                    | 2,500,000         | 2,500,000          |
|                                 |  | Escolastica Romero District Hospital                                  | 10,000,000         | 5,000,000          |                   | 15,000,000         |
|                                 |  | Mabalacat District Hospital   |                    | 10,000,000         | 2,500,000         | 12,500,000         |
|                                 |  | Ospital Ning Angeles  | 10,000,000         |                    |                   | 10,000,000         |
|                                 |  | Pampanga Provincial Hospital  | 110,000,000        |                    |                   | 110,000,000        |
|                                 |  |   |                    |                    |                   |                    |
|                                 |  | <b>Tarlac</b>   | <b>15,000,000</b>  | <b>22,000,000</b>  |                   | <b>37,000,000</b>  |
|                                 |  | Concepcion District Hospital  | 15,000,000         |                    |                   | 15,000,000         |
|                                 |  | Ospital Ning Capas  |                    | 5,000,000          |                   | 5,000,000          |
|                                 |  | Paniqui General Hospital  |                    | 7,000,000          |                   | 7,000,000          |
|                                 |  | Tarlac Provincial Hospital  |                    | 10,000,000         |                   | 10,000,000         |
|                                 |  |   |                    |                    |                   |                    |
|                                 |  | <b>Region IV-A</b>  | <b>426,880,000</b> | <b>108,792,000</b> | <b>30,000,000</b> | <b>565,672,000</b> |
|                                 |  |   |                    |                    |                   |                    |
|                                 |  | <b>Batangas</b>   | <b>200,000,000</b> | <b>30,000,000</b>  |                   | <b>230,000,000</b> |
|                                 |  | Batangas Provincial Hospital  |                    | 10,000,000         |                   | 10,000,000         |
|                                 |  | Ospital Ng Lipa   |                    | 10,000,000         |                   | 10,000,000         |
|                                 |  | San Jose District Hospital  |                    | 5,000,000          |                   | 5,000,000          |
|                                 |  | Santo Tomas Municipal Hospital  |                    | 5,000,000          |                   | 5,000,000          |
|                                 |  | Northern Tagalog Regional Hospital<br>(Batangas Medical Center Annex) | 200,000,000        |                    |                   | 200,000,000        |
|                                 |  |   |                    |                    |                   |                    |
|                                 |  | <b>Cavite</b>   |                    |                    | <b>2,500,000</b>  | <b>2,500,000</b>   |
|                                 |  | Gen. Emilio Aguinaldo Memorial Hospital                               |                    |                    | 2,500,000         | 2,500,000          |
|                                 |  |   |                    |                    |                   |                    |
|                                 |  | <b>Laguna</b>   | <b>50,000,000</b>  | <b>48,237,000</b>  | <b>15,000,000</b> | <b>113,237,000</b> |

| Facilities and Name of Projects |   | Infrastructure     | Medical Equipment  | Motor Vehicle     | Total              |
|---------------------------------|---|--------------------|--------------------|-------------------|--------------------|
|                                 | Laguna Medical Center   |                    |                    | 2,500,000         | 2,500,000          |
|                                 | Laguna Provincial Hospital - Bay District Hospital                      |                    | 5,000,000          | 2,500,000         | 7,500,000          |
|                                 | Laguna Provincial Hospital - Gen. J. Cailles Memorial District Hospital |                    | 8,000,000          | 2,500,000         | 10,500,000         |
|                                 | Laguna Provincial Hospital - Luisiana District Hospital                 |                    | 10,000,000         | 2,500,000         | 12,500,000         |
|                                 | Laguna Provincial Hospital - San Pablo City District Hospital           |                    | 15,237,000         | 2,500,000         | 17,737,000         |
|                                 | Laguna Provincial Hospital - San Pedro District Hospital                |                    | 10,000,000         |                   | 10,000,000         |
|                                 | Laguna Provincial Hospital - Nagcarlan District Hospital                | 50,000,000         |                    | 2,500,000         | 52,500,000         |
|                                 | <b>Quezon</b>   | <b>176,880,000</b> | <b>30,555,000</b>  | <b>12,500,000</b> | <b>219,935,000</b> |
|                                 | Claro M. Recto Memorial District Hospital                               |                    | 5,000,000          | 2,500,000         | 7,500,000          |
|                                 | Doña Marta Memorial District Hospital                                   |                    | 7,000,000          | 2,500,000         | 9,500,000          |
|                                 | Guinayangan Medicare Community Hospital                                 |                    | 5,000,000          | 2,500,000         | 7,500,000          |
|                                 | Magsaysay Memorial District Hospital                                    |                    |                    | 2,500,000         | 2,500,000          |
|                                 | San Francisco Municipal Hospital  |                    |                    | 2,500,000         | 2,500,000          |
|                                 | Gumaca District Hospital, Gumaca Quezon                                 | 6,880,000          | 13,555,000         |                   | 20,435,000         |
|                                 | Lucena City General Hospital  | 150,000,000        |                    |                   | 150,000,000        |
|                                 | Tiaong District Hospital  | 20,000,000         |                    |                   | 20,000,000         |
|                                 | <b>Region IV-B</b>  | <b>429,424,000</b> | <b>209,198,000</b> | <b>20,000,000</b> | <b>658,622,000</b> |
|                                 | <b>Marinduque</b>   | <b>421,424,000</b> | <b>154,198,000</b> | <b>5,000,000</b>  | <b>580,622,000</b> |
|                                 | Marinduque Provincial Hospital  | 421,424,000        | 154,198,000        | 5,000,000         | 580,622,000        |
|                                 | <b>Occidental Mindoro</b>   |                    |                    | <b>2,500,000</b>  | <b>2,500,000</b>   |
|                                 | Abra de Ilog Municipal Hospital   |                    |                    | 2,500,000         | 2,500,000          |
|                                 | <b>Oriental Mindoro</b>   |                    | <b>20,000,000</b>  | <b>7,500,000</b>  | <b>27,500,000</b>  |
|                                 | Bongabong Community Hospital  |                    | 10,000,000         |                   | 10,000,000         |
|                                 | Naujan Community Hospital   |                    |                    | 2,500,000         | 2,500,000          |
|                                 | Oriental Mindoro Central District Hospital -Pinamalayan                 |                    |                    | 2,500,000         | 2,500,000          |
|                                 | Oriental Mindoro Provincial Hospital                                    |                    | 10,000,000         | 2,500,000         | 12,500,000         |
|                                 | <b>Palawan</b>  | <b>8,000,000</b>   | <b>20,000,000</b>  |                   | <b>28,000,000</b>  |
|                                 | Jose P. Rizal Lying-In Clinic   | 8,000,000          |                    |                   | 8,000,000          |
|                                 | Northern Palawan Provincial Hospital                                    |                    | 10,000,000         |                   | 10,000,000         |
|                                 | Southern Palawan Provincial Hospital                                    |                    | 10,000,000         |                   | 10,000,000         |
|                                 | <b>Romblon</b>  |                    | <b>15,000,000</b>  | <b>5,000,000</b>  | <b>20,000,000</b>  |
|                                 | Don Modesto Formilleza Sr. Memorial Hospital, Looc                      |                    |                    | 2,500,000         | 2,500,000          |
|                                 | Romblon Provincial Hospital   |                    | 15,000,000         |                   | 15,000,000         |
|                                 | Sibuyan District Hospital -Cajidiocan                                   |                    |                    | 2,500,000         | 2,500,000          |
|                                 | <b>Region V</b>   | <b>150,000,000</b> | <b>38,000,000</b>  | <b>12,500,000</b> | <b>200,500,000</b> |
|                                 | <b>Camarines Norte</b>  |                    |                    | <b>2,500,000</b>  | <b>2,500,000</b>   |
|                                 | Municipality of Capalonga, Capalonga Community and Medicare Hospital    |                    |                    | 2,500,000         | 2,500,000          |
|                                 | <b>Catanduanes</b>  |                    | <b>10,000,000</b>  |                   | <b>10,000,000</b>  |
|                                 | Juan M. Alberto Memorial District Hospital                              |                    | 5,000,000          |                   | 5,000,000          |
|                                 | Pandan District Hospital  |                    | 5,000,000          |                   | 5,000,000          |
|                                 | <b>Masbate</b>  |                    | <b>8,000,000</b>   | <b>5,000,000</b>  | <b>13,000,000</b>  |
|                                 | Cataingan District Hospital   |                    | 3,000,000          |                   | 3,000,000          |
|                                 | Masbate Provincial Hospital   |                    | 5,000,000          |                   | 5,000,000          |
|                                 | Moises Espinosa Sr. Memorial Municipal Hospital                         |                    |                    | 2,500,000         | 2,500,000          |
|                                 | Ticao District Hospital, Municipality of San Jacinto                    |                    |                    | 2,500,000         | 2,500,000          |
|                                 | <b>Sorsogon</b>   | <b>150,000,000</b> | <b>20,000,000</b>  | <b>5,000,000</b>  | <b>175,000,000</b> |
|                                 | Bulan Medicare Hospital   |                    |                    | 2,500,000         | 2,500,000          |
|                                 | Donsol District Hospital  |                    | 5,000,000          |                   | 5,000,000          |
|                                 | Dr. Fernando B. Duran, Sr. Memorial Hospital                            |                    | 10,000,000         |                   | 10,000,000         |
|                                 | Irosin District Hospital  |                    |                    | 2,500,000         | 2,500,000          |
|                                 | Vicente L. Peralta Memorial District Hospital                           |                    | 5,000,000          |                   | 5,000,000          |
|                                 | Sorsogon Provincial Hospital  | 150,000,000        |                    |                   | 150,000,000        |
|                                 | <b>Region VI</b>  | <b>423,445,000</b> | <b>269,930,000</b> | <b>37,500,000</b> | <b>730,875,000</b> |

| Facilities and Name of Projects |  | Infrastructure     | Medical Equipment  | Motor Vehicle     | Total              |
|---------------------------------|--|--------------------|--------------------|-------------------|--------------------|
| <b>Aklan</b>                    |  | <b>17,500,000</b>  | <b>33,000,000</b>  | <b>12,500,000</b> | <b>63,000,000</b>  |
|                                 | Buruanga Municipal Hospital                                      |                    |                    | 2,500,000         | 2,500,000          |
|                                 | Don Leovigildo N. Diapo Hospital                                 |                    |                    | 2,500,000         | 2,500,000          |
|                                 | Dr. Rafael S. Tumbokon Memorial Hospital                         |                    | 8,000,000          | 2,500,000         | 10,500,000         |
|                                 | Dr. Ramon B. Legaspi Sr. Memorial Hospital                       |                    | 5,000,000          |                   | 5,000,000          |
|                                 | Godofredo P. Ramos Hospital (formerly Altavas District Hospital) |                    |                    | 2,500,000         | 2,500,000          |
|                                 | Ibajay District Hospital   | 17,500,000         | 20,000,000         | 2,500,000         | 40,000,000         |
| <b>Antique</b>                  |  |                    | <b>15,000,000</b>  | <b>2,500,000</b>  | <b>17,500,000</b>  |
|                                 | Angel Salazar Memorial General Hospital                          |                    | 10,000,000         |                   | 10,000,000         |
|                                 | Culasi District Hospital   |                    |                    | 2,500,000         | 2,500,000          |
|                                 | Ramon Masa Sr. Memorial District Hospital                        |                    | 5,000,000          |                   | 5,000,000          |
| <b>Bacolod</b>                  |  | <b>250,000,000</b> |                    |                   | <b>250,000,000</b> |
|                                 | Bacolod City General Hospital                                    | 250,000,000        |                    |                   | 250,000,000        |
| <b>Capiz</b>                    |  |                    | <b>13,000,000</b>  |                   | <b>13,000,000</b>  |
|                                 | Mambusao District Hospital                                       |                    | 8,000,000          |                   | 8,000,000          |
|                                 | Roxas Memorial Provincial Hospital                               |                    | 5,000,000          |                   | 5,000,000          |
| <b>Guimaras</b>                 |  | <b>20,000,000</b>  | <b>10,000,000</b>  |                   | <b>30,000,000</b>  |
|                                 | Dr. Catalino Gallego Nava Provincial Hospital                    | 20,000,000         | 10,000,000         |                   | 30,000,000         |
| <b>Iloilo</b>                   |  | <b>135,945,000</b> | <b>175,930,000</b> | <b>17,500,000</b> | <b>329,375,000</b> |
|                                 | Dr. Ricardo S. Provido Sr. Memorial District Hospital            |                    |                    | 2,500,000         | 2,500,000          |
|                                 | Dr. Ricardo Y. Ladrado Memorial Hospital                         |                    |                    | 2,500,000         | 2,500,000          |
|                                 | Federico Roman Tirador Sr. Memorial District Hospital            |                    |                    | 2,500,000         | 2,500,000          |
|                                 | Iloilo Provincial Hospital                                       | 135,945,000        | 170,930,000        | 2,500,000         | 309,375,000        |
|                                 | Ramon Tabiana Memorial District Hospital                         |                    |                    | 2,500,000         | 2,500,000          |
|                                 | San Joaquin Mother and Child Hospital                            |                    |                    | 2,500,000         | 2,500,000          |
|                                 | Sara District Hospital   |                    | 5,000,000          | 2,500,000         | 7,500,000          |
| <b>Negros Occidental</b>        |  |                    | <b>23,000,000</b>  | <b>5,000,000</b>  | <b>28,000,000</b>  |
|                                 | Bago City Hospital   |                    | 5,000,000          | 2,500,000         | 7,500,000          |
|                                 | Cadiz District Hospital  |                    | 8,000,000          |                   | 8,000,000          |
|                                 | Ignacio L. Arroyo Sr. Memorial District Hospital                 |                    |                    | 2,500,000         | 2,500,000          |
|                                 | Teresita L. Jalandoni Provincial Hospital                        |                    | 10,000,000         |                   | 10,000,000         |
| <b>Region VII</b>               |  | <b>68,770,000</b>  | <b>28,000,000</b>  | <b>30,000,000</b> | <b>126,770,000</b> |
| <b>Bohol</b>                    |  |                    | <b>15,000,000</b>  | <b>7,500,000</b>  | <b>22,500,000</b>  |
|                                 | Calape Mother And Child Hospital                                 |                    |                    | 2,500,000         | 2,500,000          |
|                                 | Catigbian District Hospital                                      |                    | 5,000,000          |                   | 5,000,000          |
|                                 | San Miguel Hospital  |                    |                    | 2,500,000         | 2,500,000          |
|                                 | Teodoro B. Galagar District Hospital                             |                    | 5,000,000          |                   | 5,000,000          |
|                                 | Tubigon Community Hospital                                       |                    |                    | 2,500,000         | 2,500,000          |
|                                 | Balilihan Municipal Infirmary                                    |                    | 5,000,000          |                   | 5,000,000          |
| <b>Cebu</b>                     |  | <b>68,770,000</b>  | <b>13,000,000</b>  | <b>17,500,000</b> | <b>99,270,000</b>  |
|                                 | Barili District Hospital   |                    |                    | 2,500,000         | 2,500,000          |
|                                 | Cebu Provincial Hospital - Carcar City                           |                    |                    | 2,500,000         | 2,500,000          |
|                                 | Cebu Provincial Hospital (Balamban)                              |                    | 5,000,000          | 2,500,000         | 7,500,000          |
|                                 | Cebu Provincial Hospital (Bogo City)                             |                    | 8,000,000          |                   | 8,000,000          |
|                                 | Daanbantayan District Hospital                                   |                    |                    | 2,500,000         | 2,500,000          |
|                                 | Oslob District Hospital  |                    |                    | 2,500,000         | 2,500,000          |
|                                 | Ricardo L. Maningo Mem. Hospital, San Francisco                  |                    |                    | 2,500,000         | 2,500,000          |
|                                 | Sta. Rosa Community Hospital                                     |                    |                    | 2,500,000         | 2,500,000          |
|                                 | Lapu-Lapu City Hospital Center                                   | 68,770,000         |                    |                   | 68,770,000         |
| <b>Siquijor</b>                 |  |                    |                    | <b>5,000,000</b>  | <b>5,000,000</b>   |
|                                 | Lazi Medicare Community Hospital                                 |                    |                    | 2,500,000         | 2,500,000          |
|                                 | Siquijor Provincial Hospital                                     |                    |                    | 2,500,000         | 2,500,000          |
| <b>Region VIII</b>              |  | <b>136,000,000</b> | <b>122,000,000</b> | <b>12,500,000</b> | <b>270,500,000</b> |
| <b>Biliran</b>                  |  |                    | <b>15,000,000</b>  |                   | <b>15,000,000</b>  |
|                                 | Biliran Provincial Hospital                                      |                    | 15,000,000         |                   | 15,000,000         |
| <b>Eastern Samar</b>            |  | <b>100,000,000</b> | <b>10,000,000</b>  | <b>2,500,000</b>  | <b>112,500,000</b> |

| Facilities and Name of Projects |  | Infrastructure     | Medical Equipment | Motor Vehicle     | Total              |
|---------------------------------|--|--------------------|-------------------|-------------------|--------------------|
|                                 | Eastern Samar Provincial Hospital                    |                    | 10,000,000        | 2,500,000         | 12,500,000         |
|                                 | Felipe Abrigo Memorial Hospital                      | 100,000,000        |                   |                   | 100,000,000        |
|                                 | <b>Leyte</b>   | <b>12,000,000</b>  | <b>45,000,000</b> |                   | <b>57,000,000</b>  |
|                                 | Leyte Provincial Hospital                            | 12,000,000         | 10,000,000        |                   | 22,000,000         |
|                                 | Ormoc District Hospital                              |                    | 10,000,000        |                   | 10,000,000         |
|                                 | Tacloban City Hospital                               |                    | 15,000,000        |                   | 15,000,000         |
|                                 | Western Leyte Provincial Hospital                    |                    | 10,000,000        |                   | 10,000,000         |
|                                 | <b>Northern Samar</b>                                | <b>12,000,000</b>  | <b>20,000,000</b> |                   | <b>32,000,000</b>  |
|                                 | Allen District Hospital                              |                    | 10,000,000        |                   | 10,000,000         |
|                                 | Northern Samar Provincial Hospital                   | 12,000,000         | 10,000,000        |                   | 22,000,000         |
|                                 | <b>Samar (Western Samar)</b>                         |                    | <b>20,000,000</b> |                   | <b>20,000,000</b>  |
|                                 | Basey District Hospital                              |                    | 10,000,000        |                   | 10,000,000         |
|                                 | Samar Provincial Hospital                            |                    | 10,000,000        |                   | 10,000,000         |
|                                 | <b>Southern Leyte</b>                                | <b>12,000,000</b>  | <b>12,000,000</b> | <b>10,000,000</b> | <b>34,000,000</b>  |
|                                 | Anahawan District Hospital                           |                    |                   | 2,500,000         | 2,500,000          |
|                                 | Padre Burgos Community Hospital                      |                    |                   | 2,500,000         | 2,500,000          |
|                                 | Pintuyan District Hospital                           |                    |                   | 2,500,000         | 2,500,000          |
|                                 | Salvacion Oppus Yniguez Memorial Provincial Hospital | 12,000,000         | 7,000,000         |                   | 19,000,000         |
|                                 | Sogod District Hospital                              |                    | 5,000,000         | 2,500,000         | 7,500,000          |
|                                 | <b>Region IX</b>                                     | <b>170,000,000</b> | <b>33,000,000</b> |                   | <b>203,000,000</b> |
|                                 | <b>Zamboanga del Norte</b>                           | <b>170,000,000</b> | <b>13,000,000</b> |                   | <b>183,000,000</b> |
|                                 | Corazon C. Aquino Hospital                           |                    | 5,000,000         |                   | 5,000,000          |
|                                 | Zamboanga Del Norte Medical Center                   | 150,000,000        | 8,000,000         |                   | 158,000,000        |
|                                 | Sindangan District Hospital                          | 20,000,000         |                   |                   | 20,000,000         |
|                                 | <b>Zamboanga del Sur</b>                             |                    | <b>10,000,000</b> |                   | <b>10,000,000</b>  |
|                                 | Zamboanga Del Sur Medical Center                     |                    | 10,000,000        |                   | 10,000,000         |
|                                 | <b>Zamboanga Sibugay</b>                             |                    | <b>10,000,000</b> |                   | <b>10,000,000</b>  |
|                                 | Zamboanga Sibugay Provincial Hospital                |                    | 10,000,000        |                   | 10,000,000         |
|                                 | <b>Region X</b>                                      | <b>140,000,000</b> | <b>50,000,000</b> | <b>22,500,000</b> | <b>212,500,000</b> |
|                                 | <b>Cagayan de Oro</b>                                |                    |                   | <b>2,500,000</b>  | <b>2,500,000</b>   |
|                                 | JR Borja General Hospital                            |                    |                   | 2,500,000         | 2,500,000          |
|                                 | <b>Camiguin</b>                                      | <b>40,000,000</b>  |                   |                   | <b>40,000,000</b>  |
|                                 | Camiguin General Hospital                            | 40,000,000         |                   |                   | 40,000,000         |
|                                 | <b>Lanao del Norte</b>                               |                    | <b>23,000,000</b> | <b>2,500,000</b>  | <b>25,500,000</b>  |
|                                 | Gregorio T. Lluch Memorial Hospital                  |                    | 5,000,000         | 2,500,000         | 7,500,000          |
|                                 | Kapatagan Provincial Hospital                        |                    | 8,000,000         |                   | 8,000,000          |
|                                 | Lanao Del Norte Provincial Hospital                  |                    | 10,000,000        |                   | 10,000,000         |
|                                 | <b>Misamis Oriental</b>                              |                    | <b>27,000,000</b> | <b>17,500,000</b> | <b>44,500,000</b>  |
|                                 | J.R. Borja General Hospital                          |                    | 10,000,000        |                   | 10,000,000         |
|                                 | Medina Hospital                                      |                    |                   | 2,500,000         | 2,500,000          |
|                                 | Misamis Oriental Provincial Hospital - Balingasag    |                    | 7,000,000         | 2,500,000         | 9,500,000          |
|                                 | Misamis Oriental Provincial Hospital - Gingoog       |                    | 5,000,000         | 2,500,000         | 7,500,000          |
|                                 | Misamis Oriental Provincial Hospital - Magsaysay     |                    |                   | 2,500,000         | 2,500,000          |
|                                 | Misamis Oriental Provincial Hospital - Manticao      |                    | 5,000,000         | 2,500,000         | 7,500,000          |
|                                 | Misamis Oriental Provincial Hospital- Claveria       |                    |                   | 2,500,000         | 2,500,000          |
|                                 | OWWA Misamis Oriental Provincial Hospital - Alubijid |                    |                   | 2,500,000         | 2,500,000          |
|                                 | <b>Misamis Occidental</b>                            | <b>100,000,000</b> |                   |                   | <b>100,000,000</b> |
|                                 | Doña Maria D. Tan Provincial Hospital                | 100,000,000        |                   |                   | 100,000,000        |
|                                 | <b>Region XI</b>                                     |                    | <b>40,000,000</b> | <b>5,000,000</b>  | <b>45,000,000</b>  |
|                                 | <b>Davao de Oro</b>                                  |                    | <b>12,000,000</b> |                   | <b>12,000,000</b>  |
|                                 | Compostela Valley Provincial Hospital - Laak         |                    | 5,000,000         |                   | 5,000,000          |
|                                 | Compostela Valley Provincial Hospital - Pantukan     |                    | 7,000,000         |                   | 7,000,000          |



| Facilities and Name of Projects |  |  | Infrastructure     | Medical Equipment | Motor Vehicle     | Total              |
|---------------------------------|--|--|--------------------|-------------------|-------------------|--------------------|
|                                 |  |  |                    |                   |                   |                    |
|                                 |  |  |                    |                   |                   |                    |
|                                 |  | <b>Davao del Norte</b>                         |                    | <b>13,000,000</b> |                   | <b>13,000,000</b>  |
|                                 |  | Davao Del Norte Hospital - Carmen Zone         |                    | 5,000,000         |                   | 5,000,000          |
|                                 |  | Davao Del Norte Hospital - Igacos Zone         |                    | 8,000,000         |                   | 8,000,000          |
|                                 |  |  |                    |                   |                   |                    |
|                                 |  | <b>Davao Occidental</b>                        |                    |                   | <b>5,000,000</b>  | <b>5,000,000</b>   |
|                                 |  | Sarangani District Hospital                    |                    |                   | 5,000,000         | 5,000,000          |
|                                 |  |  |                    |                   |                   |                    |
|                                 |  | <b>Davao Oriental</b>                          |                    | <b>15,000,000</b> |                   | <b>15,000,000</b>  |
|                                 |  | Davao Oriental Provincial Hospital-Lupon       |                    | 5,000,000         |                   | 5,000,000          |
|                                 |  | Davao Oriental Provincial Medical Center       |                    | 10,000,000        |                   | 10,000,000         |
|                                 |  |  |                    |                   |                   |                    |
|                                 |  | <b>Region XII</b>                              | <b>57,000,000</b>  | <b>21,000,000</b> | <b>19,500,000</b> | <b>97,500,000</b>  |
|                                 |  |  |                    |                   |                   |                    |
|                                 |  | <b>Sarangani</b>                               | <b>37,000,000</b>  | <b>8,000,000</b>  | <b>4,000,000</b>  | <b>49,000,000</b>  |
|                                 |  | Dr. Cornelio T. Martinez Sr. Memorial Hospital |                    | 8,000,000         |                   | 8,000,000          |
|                                 |  | Maitum Municipal Hospital                      | 12,000,000         |                   |                   | 12,000,000         |
|                                 |  | Malungon Municipal Hospital                    |                    |                   | 4,000,000         | 4,000,000          |
|                                 |  | Sarangani Provincial Hospital                  | 25,000,000         |                   |                   | 25,000,000         |
|                                 |  |  |                    |                   |                   |                    |
|                                 |  | <b>South Cotabato</b>                          |                    | <b>13,000,000</b> | <b>9,000,000</b>  | <b>22,000,000</b>  |
|                                 |  | Dr. Jorge P. Royeca Hospital                   |                    | 8,000,000         |                   | 8,000,000          |
|                                 |  | Lake Sebu Community Healthcare Complex         |                    |                   | 2,500,000         | 2,500,000          |
|                                 |  | Norala District Hospital                       |                    |                   | 4,000,000         | 4,000,000          |
|                                 |  | Polomolok Municipal Hospital                   |                    |                   | 2,500,000         | 2,500,000          |
|                                 |  | South Cotabato Provincial Hospital             |                    | 5,000,000         |                   | 5,000,000          |
|                                 |  |  |                    |                   |                   |                    |
|                                 |  | <b>Cotabato</b>                                | <b>20,000,000</b>  |                   |                   | <b>20,000,000</b>  |
|                                 |  | Banisan District Hospital                      | 20,000,000         |                   |                   | 20,000,000         |
|                                 |  |  |                    |                   |                   |                    |
|                                 |  | <b>Sultan Kudarat</b>                          |                    |                   | <b>6,500,000</b>  | <b>6,500,000</b>   |
|                                 |  | Sultan Kudarat District Hospital               |                    |                   | 2,500,000         | 2,500,000          |
|                                 |  | Sultan Kudarat Provincial Hospital             |                    |                   | 4,000,000         | 4,000,000          |
|                                 |  |  |                    |                   |                   |                    |
|                                 |  | <b>Region XIII</b>                             |                    | <b>79,525,000</b> | <b>32,500,000</b> | <b>112,025,000</b> |
|                                 |  |  |                    |                   |                   |                    |
|                                 |  | <b>Agusan del Norte</b>                        |                    | <b>23,000,000</b> | <b>7,500,000</b>  | <b>30,500,000</b>  |
|                                 |  | Agusan del Norte Provincial Hospital           |                    | 10,000,000        | 2,500,000         | 12,500,000         |
|                                 |  | Butuan Medical Center                          |                    | 13,000,000        |                   | 13,000,000         |
|                                 |  | Kitcharao District Hospital                    |                    |                   | 2,500,000         | 2,500,000          |
|                                 |  | Nasipit District Hospital                      |                    |                   | 2,500,000         | 2,500,000          |
|                                 |  |  |                    |                   |                   |                    |
|                                 |  | <b>Agusan del Sur</b>                          |                    | <b>33,000,000</b> | <b>12,500,000</b> | <b>45,500,000</b>  |
|                                 |  | Bayugan Community Hospital                     |                    | 15,000,000        |                   | 15,000,000         |
|                                 |  | Bunawan District Hospital                      |                    | 5,000,000         | 2,500,000         | 7,500,000          |
|                                 |  | D.O. Plaza Memorial Hospital                   |                    | 8,000,000         |                   | 8,000,000          |
|                                 |  | Esperanza Medical Community Hospital           |                    |                   | 2,500,000         | 2,500,000          |
|                                 |  | La Paz Municipal Hospital                      |                    |                   | 2,500,000         | 2,500,000          |
|                                 |  | Loreto Municipal Hospital                      |                    |                   | 2,500,000         | 2,500,000          |
|                                 |  | Talacogon District Hospital                    |                    | 5,000,000         | 2,500,000         | 7,500,000          |
|                                 |  |  |                    |                   |                   |                    |
|                                 |  | <b>Dinagat Islands</b>                         |                    |                   | <b>5,000,000</b>  | <b>5,000,000</b>   |
|                                 |  | Albor District Hospital                        |                    |                   | 2,500,000         | 2,500,000          |
|                                 |  | Loreto District Hospital                       |                    |                   | 2,500,000         | 2,500,000          |
|                                 |  |  |                    |                   |                   |                    |
|                                 |  | <b>Surigao del Norte</b>                       |                    | <b>23,525,000</b> | <b>2,500,000</b>  | <b>26,025,000</b>  |
|                                 |  | Del Carmen District Hospital                   |                    | 5,000,000         |                   | 5,000,000          |
|                                 |  | Mainit Medicare Community Hospital             |                    |                   | 2,500,000         | 2,500,000          |
|                                 |  | Pilar District Hospital                        |                    | 5,000,000         |                   | 5,000,000          |
|                                 |  | Surigao Del Norte Provincial Hospital          |                    | 13,525,000        |                   | 13,525,000         |
|                                 |  |  |                    |                   |                   |                    |
|                                 |  | <b>Surigao del Sur</b>                         |                    |                   | <b>5,000,000</b>  | <b>5,000,000</b>   |
|                                 |  | Hinatuan District Hospital                     |                    |                   | 2,500,000         | 2,500,000          |
|                                 |  | Lingig Community Hospital                      |                    |                   | 2,500,000         | 2,500,000          |
|                                 |  |  |                    |                   |                   |                    |
|                                 |  | <b>BARMM</b>                                   | <b>281,000,000</b> |                   |                   | <b>281,000,000</b> |
|                                 |  |  |                    |                   |                   |                    |
|                                 |  | <b>Tawi-Tawi</b>                               | <b>150,000,000</b> |                   |                   | <b>150,000,000</b> |

| Facilities and Name of Projects      |  | Infrastructure       | Medical Equipment    | Motor Vehicle     | Total                 |
|--------------------------------------|--|----------------------|----------------------|-------------------|-----------------------|
|                                      | Tawi-Tawi Provincial Hospital                              | 150,000,000          |                      |                   | 150,000,000           |
|                                      | <b>Lanao del Sur</b>                                       | <b>50,000,000</b>    |                      |                   | <b>50,000,000</b>     |
|                                      | Lanao del Sur Provincial Hospital - Marantao               | 50,000,000           |                      |                   | 50,000,000            |
|                                      | <b>Sulu</b>  | <b>81,000,000</b>    |                      |                   | <b>81,000,000</b>     |
|                                      | Sulu Provincial Hospital                                   | 81,000,000           |                      |                   | 81,000,000            |
| <b>5. DOH Hospitals</b>              |  | <b>5,675,500,000</b> | <b>4,417,332,000</b> | <b>37,500,000</b> | <b>10,130,332,000</b> |
| <b>5.a DOH Hospitals</b>             |  | <b>4,414,500,000</b> | <b>4,417,332,000</b> | <b>37,500,000</b> | <b>8,869,332,000</b>  |
| <b>National Capital Region (NCR)</b> |  | <b>2,032,000,000</b> | <b>983,500,000</b>   |                   | <b>3,015,500,000</b>  |
|                                      | Amang Rodriguez Memorial Medical Center                    |                      | 21,000,000           |                   | 21,000,000            |
|                                      | Dr. Jose Fabella Memorial Hospital                         | 100,000,000          | 275,000,000          |                   | 375,000,000           |
|                                      | Dr. Jose N. Rodriguez Memorial Hospital                    | 100,000,000          | 21,000,000           |                   | 121,000,000           |
|                                      | East Avenue Medical Center                                 | 50,000,000           | 40,000,000           |                   | 90,000,000            |
|                                      | Jose R. Reyes Memorial Medical Center                      | 80,000,000           | 50,000,000           |                   | 130,000,000           |
|                                      | Las Piñas General Hospital and Satellite Trauma Center     | 50,000,000           | 15,000,000           |                   | 65,000,000            |
|                                      | Lung Center of the Philippines                             |                      | 51,000,000           |                   | 51,000,000            |
|                                      | National Center for Mental Health                          | 85,000,000           | 21,000,000           |                   | 106,000,000           |
|                                      | National Children Hospital                                 | 45,000,000           | 21,000,000           |                   | 66,000,000            |
|                                      | National Kidney and Transplant Institute                   | 40,000,000           | 21,000,000           |                   | 61,000,000            |
|                                      | Philippine Cancer Center                                   | 70,000,000           | 15,000,000           |                   | 85,000,000            |
|                                      | Philippine Children's Medical Center                       |                      | 71,000,000           |                   | 71,000,000            |
|                                      | Philippine Heart Center                                    |                      | 50,000,000           |                   | 50,000,000            |
|                                      | Philippine Orthopedic Center                               | 742,000,000          | 71,000,000           |                   | 813,000,000           |
|                                      | Quirino Memorial Medical Center                            | 50,000,000           | 40,000,000           |                   | 90,000,000            |
|                                      | Research Institute for Tropical Medicine                   |                      | 21,000,000           |                   | 21,000,000            |
|                                      | Rizal Medical Center                                       | 50,000,000           | 72,500,000           |                   | 122,500,000           |
|                                      | San Lazaro Hospital  | 90,000,000           | 21,000,000           |                   | 111,000,000           |
|                                      | San Lorenzo Ruiz Women's Hospital                          |                      | 15,000,000           |                   | 15,000,000            |
|                                      | Senate President Neptali Gonzales General Hospital         | 300,000,000          |                      |                   | 300,000,000           |
|                                      | Tondo Medical Center                                       |                      | 21,000,000           |                   | 21,000,000            |
|                                      | Valenzuela Medical Center                                  | 180,000,000          | 50,000,000           |                   | 230,000,000           |
| <b>Region I</b>                      |  | <b>290,000,000</b>   | <b>230,000,000</b>   |                   | <b>520,000,000</b>    |
|                                      | Conrado Estrella Regional Medical and Trauma Center        | 200,000,000          |                      |                   | 200,000,000           |
|                                      | Ilocos Training and Regional Medical Center                | 90,000,000           | 30,000,000           |                   | 120,000,000           |
|                                      | Mariano Marcos Memorial Hospital and Medical Center        |                      | 150,000,000          |                   | 150,000,000           |
|                                      | Region I Medical Center                                    |                      | 50,000,000           |                   | 50,000,000            |
| <b>CAR</b>                           |  | <b>203,000,000</b>   | <b>487,000,000</b>   | <b>2,500,000</b>  | <b>692,500,000</b>    |
|                                      | Baguio General Hospital and Medical Center                 | 163,000,000          | 417,000,000          |                   | 580,000,000           |
|                                      | Conner District Hospital                                   | 40,000,000           | 15,000,000           | 2,500,000         | 57,500,000            |
|                                      | Far North Luzon General Hospital and Training Center       |                      | 15,000,000           |                   | 15,000,000            |
|                                      | Luis Hora Memorial Regional Hospital                       |                      | 40,000,000           |                   | 40,000,000            |
| <b>Region II</b>                     |  | <b>20,000,000</b>    | <b>125,000,000</b>   |                   | <b>145,000,000</b>    |
|                                      | Batanes General Hospital                                   | 20,000,000           | 15,000,000           |                   | 35,000,000            |
|                                      | Cagayan Valley Medical Center                              |                      | 30,000,000           |                   | 30,000,000            |
|                                      | Region II Trauma and Medical Center                        |                      | 50,000,000           |                   | 50,000,000            |
|                                      | Southern Isabela Medical Center                            |                      | 30,000,000           |                   | 30,000,000            |
| <b>Region III</b>                    |  | <b>105,000,000</b>   | <b>670,000,000</b>   |                   | <b>775,000,000</b>    |
|                                      | Bataan General Hospital and Medical Center                 | 30,000,000           | 130,000,000          |                   | 160,000,000           |
|                                      | Dr. Paulino J. Garcia Memorial Research and Medical Center |                      | 200,000,000          |                   | 200,000,000           |
|                                      | Jose B. Lingad Memorial Regional Hospital                  |                      | 220,000,000          |                   | 220,000,000           |
|                                      | Mariveles Mental Wellness and General Hospital             | 50,000,000           | 90,000,000           |                   | 140,000,000           |
|                                      | Talavera General Hospital                                  | 25,000,000           | 30,000,000           |                   | 55,000,000            |
| <b>Region IV-A</b>                   |  | <b>185,000,000</b>   | <b>61,000,000</b>    | <b>5,000,000</b>  | <b>251,000,000</b>    |
|                                      | Batangas Medical Center                                    | 60,000,000           | 21,000,000           |                   | 81,000,000            |
|                                      | Maria Eleazar General Hospital                             | 110,000,000          | 10,000,000           | 2,500,000         | 122,500,000           |
|                                      | Southern Tagalog Regional Hospital                         | 15,000,000           | 30,000,000           | 2,500,000         | 47,500,000            |
| <b>Region IV-B</b>                   |  | <b>95,000,000</b>    | <b>40,000,000</b>    | <b>8,500,000</b>  | <b>143,500,000</b>    |
|                                      | Culion Sanitarium and General Hospital                     | 65,000,000           | 20,000,000           | 8,500,000         | 93,500,000            |
|                                      | Ospital ng Palawan   | 30,000,000           | 20,000,000           |                   | 50,000,000            |

| Facilities and Name of Projects                         |  | Infrastructure       | Medical Equipment  | Motor Vehicle    | Total                |
|---|--|----------------------|--------------------|------------------|----------------------|
| <b>Region V</b>   |  | <b>200,000,000</b>   | <b>130,000,000</b> |                  | <b>330,000,000</b>   |
|   | Bicol Medical Center                                       | 95,000,000           | 50,000,000         |                  | 145,000,000          |
|   | Bicol Region General Hospital and Geriatric Medical Center | 15,000,000           | 30,000,000         |                  | 45,000,000           |
|   | Bicol Regional Training and Teaching Hospital              | 90,000,000           | 50,000,000         |                  | 140,000,000          |
| <b>Region VI</b>  |  | <b>200,000,000</b>   | <b>165,000,000</b> |                  | <b>365,000,000</b>   |
|   | Corazon Locsin Montelibano Memorial Regional Hospital      | 60,000,000           | 50,000,000         |                  | 110,000,000          |
|   | Don Jose S. Monfort Medical Center Extension Hospital      | 30,000,000           | 15,000,000         |                  | 45,000,000           |
|   | Western Visayas Medical Center                             | 80,000,000           | 80,000,000         |                  | 160,000,000          |
|   | Western Visayas Sanitarium                                 | 30,000,000           | 20,000,000         |                  | 50,000,000           |
| <b>Region VII</b>                                       |  | <b>85,000,000</b>    | <b>555,000,000</b> |                  | <b>640,000,000</b>   |
|   | Don Emilio Del Valle Memorial Hospital                     | 20,000,000           | 15,000,000         |                  | 35,000,000           |
|   | Eversley Childs Sanitarium and General Hospital            |                      | 65,000,000         |                  | 65,000,000           |
|   | Gov. Celestino Gallares Memorial Hospital                  | 25,000,000           | 245,000,000        |                  | 270,000,000          |
|   | St. Anthony Mother and Child Hospital                      | 20,000,000           | 15,000,000         |                  | 35,000,000           |
|   | Talisay District Hospital                                  | 20,000,000           | 15,000,000         |                  | 35,000,000           |
|   | Vicente Sotto Memorial Medical Center                      |                      | 200,000,000        |                  | 200,000,000          |
| <b>Region VIII</b>                                      |  | <b>50,000,000</b>    | <b>65,000,000</b>  |                  | <b>115,000,000</b>   |
|   | Eastern Visayas Regional Medical Center                    | 40,000,000           | 50,000,000         |                  | 90,000,000           |
|   | Schistosomiasis Control and Research Hospital              | 10,000,000           | 15,000,000         |                  | 25,000,000           |
| <b>Region IX</b>  |  | <b>125,000,000</b>   | <b>180,886,000</b> | <b>7,500,000</b> | <b>313,386,000</b>   |
|   | Basilan General Hospital                                   | 10,000,000           | 30,000,000         | 2,500,000        | 42,500,000           |
|   | Dr. Jose Rizal Memorial Hospital                           | 10,000,000           | 25,000,000         |                  | 35,000,000           |
|   | Labuan General Hospital                                    | 30,000,000           | 10,886,000         | 2,500,000        | 43,386,000           |
|   | Margosatubig Regional Hospital                             | 15,000,000           | 25,000,000         | 2,500,000        | 42,500,000           |
|   | Mindanao Central Sanitarium                                | 20,000,000           | 25,000,000         |                  | 45,000,000           |
|   | Sulu Sanitarium  | 10,000,000           | 15,000,000         |                  | 25,000,000           |
|   | Zamboanga City Medical Center                              | 30,000,000           | 50,000,000         |                  | 80,000,000           |
| <b>Region X</b>   |  | <b>87,500,000</b>    | <b>315,700,000</b> | <b>5,000,000</b> | <b>408,200,000</b>   |
|   | Amai Pakpak Medical Center                                 |                      | 120,000,000        |                  | 120,000,000          |
|   | First Misamis Oriental General Hospital                    |                      | 20,700,000         |                  | 20,700,000           |
|   | Mayor Hilarion A. Ramiro, Sr., Medical Center              | 30,000,000           | 20,000,000         |                  | 50,000,000           |
|   | Northern Mindanao Medical Center                           | 50,000,000           | 155,000,000        | 5,000,000        | 210,000,000          |
|   | Camiguin General Hospital                                  | 7,500,000            |                    |                  | 7,500,000            |
| <b>Region XI</b>  |  | <b>412,000,000</b>   | <b>171,000,000</b> |                  | <b>583,000,000</b>   |
|   | Davao Occidental General Hospital                          | 292,000,000          | 10,000,000         |                  | 302,000,000          |
|   | Davao Regional Medical Center                              | 50,000,000           | 50,000,000         |                  | 100,000,000          |
|   | Southern Philippines Medical Center                        | 70,000,000           | 111,000,000        |                  | 181,000,000          |
| <b>Region XII</b>                                       |  | <b>70,000,000</b>    | <b>83,246,000</b>  | <b>9,000,000</b> | <b>162,246,000</b>   |
|   | Cotabato Regional and Medical Center                       | 50,000,000           | 68,246,000         | 6,500,000        | 124,746,000          |
|   | Cotabato Sanitarium  | 20,000,000           | 15,000,000         | 2,500,000        | 37,500,000           |
| <b>Region XIII</b>                                      |  | <b>255,000,000</b>   | <b>155,000,000</b> |                  | <b>410,000,000</b>   |
|   | Adela Serra Ty Memorial Medical Center                     | 30,000,000           | 20,000,000         |                  | 50,000,000           |
|   | Caraga Regional Hospital                                   |                      | 35,000,000         |                  | 35,000,000           |
|   | Siargao Island Medical Center                              | 225,000,000          | 100,000,000        |                  | 325,000,000          |
| <b>5.b Multi-Year Obligational Authority (MYOA)-DOH</b> |  | <b>1,261,000,000</b> |                    |                  | <b>1,261,000,000</b> |
| <b>National Capital Region (NCR)</b>                    |  | <b>95,000,000</b>    |                    |                  | <b>95,000,000</b>    |
|   | Philippine Heart Center                                    | 95,000,000           |                    |                  | 95,000,000           |
| <b>Region I</b>   |  | <b>220,000,000</b>   |                    |                  | <b>220,000,000</b>   |
|   | Mariano Marcos Memorial Hospital and Medical Center        | 95,000,000           |                    |                  | 95,000,000           |
|   | Region I Medical Center                                    | 125,000,000          |                    |                  | 125,000,000          |
| <b>CAR</b>  |  | <b>236,000,000</b>   |                    |                  | <b>236,000,000</b>   |
|   | Baguio General Hospital and Medical Center                 | 95,000,000           |                    |                  | 95,000,000           |
|   | Far North Luzon General Hospital and Training Center       | 75,000,000           |                    |                  | 75,000,000           |
|   | Luis Hora Memorial Regional Hospital                       | 66,000,000           |                    |                  | 66,000,000           |
| <b>Region II</b>  |  | <b>270,000,000</b>   |                    |                  | <b>270,000,000</b>   |
|   | Cagayan Valley Medical Center                              | 95,000,000           |                    |                  | 95,000,000           |

| Facilities and Name of Projects |  | Infrastructure     | Medical Equipment  | Motor Vehicle    | Total                |
|---------------------------------|--|--------------------|--------------------|------------------|----------------------|
|                                 | Region II Trauma and Medical Center                        | 80,000,000         |                    |                  | 80,000,000           |
|                                 | Southern Isabela Medical Center                            | 95,000,000         |                    |                  | 95,000,000           |
|                                 | <b>Region III</b>  | <b>95,000,000</b>  |                    |                  | <b>95,000,000</b>    |
|                                 | Dr. Paulino J. Garcia Memorial Research and Medical Center | 95,000,000         |                    |                  | 95,000,000           |
|                                 | <b>Region VII</b>  | <b>190,000,000</b> |                    |                  | <b>190,000,000</b>   |
|                                 | Eversley Childs Sanitarium and General Hospital            | 95,000,000         |                    |                  | 95,000,000           |
|                                 | Vicente Sotto Memorial Medical Center                      | 95,000,000         |                    |                  | 95,000,000           |
|                                 | <b>Region XIII</b>   | <b>155,000,000</b> |                    |                  | <b>155,000,000</b>   |
|                                 | Caraga Regional Hospital                                   | 95,000,000         |                    |                  | 95,000,000           |
|                                 | Siargao Island Medical Center                              | 60,000,000         |                    |                  | 60,000,000           |
|                                 | <b>6. Other Health Care Facilities</b>                     | <b>861,600,000</b> | <b>223,600,000</b> | <b>6,500,000</b> | <b>1,091,700,000</b> |
|                                 | <b>6.a. Blood Service Facilities and Dialysis Center</b>   | <b>39,500,000</b>  | <b>30,000,000</b>  |                  | <b>69,500,000</b>    |
|                                 | <b>Region II</b>   | <b>4,500,000</b>   | <b>5,000,000</b>   |                  | <b>9,500,000</b>     |
|                                 | <b>Cagayan</b>   | <b>4,500,000</b>   | <b>5,000,000</b>   |                  | <b>9,500,000</b>     |
|                                 | Cagayan Valley Regional Blood Center (RBC)                 | 4,500,000          | 5,000,000          |                  | 9,500,000            |
|                                 | <b>Region VII</b>  | <b>15,000,000</b>  | <b>15,000,000</b>  |                  | <b>30,000,000</b>    |
|                                 | <b>Bohol</b>   | <b>5,000,000</b>   |                    |                  | <b>5,000,000</b>     |
|                                 | Tagbilaran Dialysis Center                                 | 5,000,000          |                    |                  | 5,000,000            |
|                                 | <b>Cebu</b>  | <b>10,000,000</b>  | <b>15,000,000</b>  |                  | <b>25,000,000</b>    |
|                                 | Sub-National Blood Center                                  | 10,000,000         | 15,000,000         |                  | 25,000,000           |
|                                 | <b>Region VIII</b>   |                    | <b>10,000,000</b>  |                  | <b>10,000,000</b>    |
|                                 | <b>Leyte</b>   |                    | <b>10,000,000</b>  |                  | <b>10,000,000</b>    |
|                                 | Regional Blood Center                                      |                    | 10,000,000         |                  | 10,000,000           |
|                                 | <b>Region X</b>  | <b>20,000,000</b>  |                    |                  | <b>20,000,000</b>    |
|                                 | <b>Cagayan de Oro</b>                                      | <b>20,000,000</b>  |                    |                  | <b>20,000,000</b>    |
|                                 | DOH CHD Northern Mindanao                                  | 20,000,000         |                    |                  | 20,000,000           |
|                                 | <b>6.b. Bureau of Quarantine (BOQ)</b>                     | <b>20,600,000</b>  | <b>25,600,000</b>  |                  | <b>46,200,000</b>    |
|                                 | <b>National Capital Region (NCR)</b>                       | <b>13,600,000</b>  |                    |                  | <b>13,600,000</b>    |
|                                 | <b>Manila</b>  | <b>13,600,000</b>  |                    |                  | <b>13,600,000</b>    |
|                                 | Manila BOQ   | 13,600,000         |                    |                  | 13,600,000           |
|                                 | <b>Region III</b>  | <b>5,000,000</b>   | <b>3,000,000</b>   |                  | <b>8,000,000</b>     |
|                                 | <b>Pampanga</b>  | <b>5,000,000</b>   | <b>3,000,000</b>   |                  | <b>8,000,000</b>     |
|                                 | Clark Station BOQ  | 5,000,000          | 3,000,000          |                  | 8,000,000            |
|                                 | <b>Region IV-A</b>   | <b>2,000,000</b>   | <b>5,000,000</b>   |                  | <b>7,000,000</b>     |
|                                 | <b>Batangas</b>  | <b>2,000,000</b>   | <b>5,000,000</b>   |                  | <b>7,000,000</b>     |
|                                 | Batangas Station BOQ                                       | 2,000,000          | 5,000,000          |                  | 7,000,000            |
|                                 | <b>Region VI</b>   |                    | <b>4,000,000</b>   |                  | <b>4,000,000</b>     |
|                                 | <b>Aklan</b>   |                    | <b>4,000,000</b>   |                  | <b>4,000,000</b>     |
|                                 | Kalibo Station BOQ   |                    | 4,000,000          |                  | 4,000,000            |
|                                 | <b>Region VII</b>  |                    | <b>5,000,000</b>   |                  | <b>5,000,000</b>     |

| Facilities and Name of Projects |                                      |   | Infrastructure     | Medical Equipment | Motor Vehicle | Total              |
|---------------------------------|--------------------------------------|---|--------------------|-------------------|---------------|--------------------|
|                                 |                                      |   |                    |                   |               |                    |
|                                 | <b>Cebu</b>                          |   |                    | <b>5,000,000</b>  |               | <b>5,000,000</b>   |
|                                 |                                      | Cebu Station BOQ  |                    | 5,000,000         |               | 5,000,000          |
|                                 |                                      |   |                    |                   |               |                    |
|                                 | <b>Region IX</b>                     |   |                    | <b>1,500,000</b>  |               | <b>1,500,000</b>   |
|                                 |                                      |   |                    |                   |               |                    |
|                                 | <b>Zamboanga City</b>                |   |                    | <b>1,500,000</b>  |               | <b>1,500,000</b>   |
|                                 |                                      | Zamboanga Station BOQ   |                    | 1,500,000         |               | 1,500,000          |
|                                 |                                      |   |                    |                   |               |                    |
|                                 | <b>Region X</b>                      |   |                    | <b>3,000,000</b>  |               | <b>3,000,000</b>   |
|                                 |                                      |   |                    |                   |               |                    |
|                                 | <b>Misamis Oriental</b>              |   |                    | <b>3,000,000</b>  |               | <b>3,000,000</b>   |
|                                 |                                      | Cagayan De Oro BOQ  |                    | 3,000,000         |               | 3,000,000          |
|                                 |                                      |   |                    |                   |               |                    |
|                                 | <b>Region XI</b>                     |   |                    | <b>4,000,000</b>  |               | <b>4,000,000</b>   |
|                                 |                                      |   |                    |                   |               |                    |
|                                 | <b>Davao City</b>                    |   |                    | <b>4,000,000</b>  |               | <b>4,000,000</b>   |
|                                 |                                      | Davao Station BOQ   |                    | 4,000,000         |               | 4,000,000          |
|                                 |                                      |   |                    |                   |               |                    |
|                                 | <b>Region XII</b>                    |   |                    | <b>100,000</b>    |               | <b>100,000</b>     |
|                                 |                                      |   |                    |                   |               |                    |
|                                 | <b>General Santos City</b>           |   |                    | <b>100,000</b>    |               | <b>100,000</b>     |
|                                 |                                      | Gensan Station BOQ  |                    | 100,000           |               | 100,000            |
|                                 |                                      |   |                    |                   |               |                    |
|                                 | <b>6.c. Central Office</b>           |   | <b>196,000,000</b> |                   |               | <b>196,000,000</b> |
|                                 |                                      |   |                    |                   |               |                    |
|                                 | <b>National Capital Region (NCR)</b> |   | <b>196,000,000</b> |                   |               | <b>196,000,000</b> |
|                                 |                                      |   |                    |                   |               |                    |
|                                 | <b>Manila</b>                        |   | <b>196,000,000</b> |                   |               | <b>196,000,000</b> |
|                                 |                                      | DOH Central Office - Building 1                                 | 20,000,000         |                   |               | 20,000,000         |
|                                 |                                      | DOH Central Office - Building 14-C (HEMB & HPB)                 | 17,000,000         |                   |               | 17,000,000         |
|                                 |                                      | DOH Central Office - Electrical System                          | 19,000,000         |                   |               | 19,000,000         |
|                                 |                                      | DOH Central Office - HFSRB Building                             | 70,000,000         |                   |               | 70,000,000         |
|                                 |                                      | DOH Central Office - Legal Service                              | 10,000,000         |                   |               | 10,000,000         |
|                                 |                                      | DOH Central Office - Malasakit Center                           | 60,000,000         |                   |               | 60,000,000         |
|                                 |                                      |   |                    |                   |               |                    |
|                                 | <b>6.d. Military Hospitals</b>       |   | <b>25,000,000</b>  | <b>85,000,000</b> |               | <b>110,000,000</b> |
|                                 |                                      |   |                    |                   |               |                    |
|                                 | <b>National Capital Region (NCR)</b> |   |                    | <b>50,000,000</b> |               | <b>50,000,000</b>  |
|                                 |                                      |   |                    |                   |               |                    |
|                                 | <b>Quezon City</b>                   |   |                    | <b>50,000,000</b> |               | <b>50,000,000</b>  |
|                                 |                                      | Armed Forces of the Philippines Medical Center (V. Luna)        |                    | 50,000,000        |               | 50,000,000         |
|                                 |                                      |   |                    |                   |               |                    |
|                                 | <b>Region III</b>                    |   | <b>5,000,000</b>   | <b>5,000,000</b>  |               | <b>10,000,000</b>  |
|                                 |                                      |   |                    |                   |               |                    |
|                                 | <b>Pampanga</b>                      |   | <b>5,000,000</b>   | <b>5,000,000</b>  |               | <b>10,000,000</b>  |
|                                 |                                      | Basa Air Base Hospital  | 5,000,000          | 5,000,000         |               | 10,000,000         |
|                                 |                                      |   |                    |                   |               |                    |
|                                 | <b>Region VII</b>                    |   | <b>10,000,000</b>  | <b>30,000,000</b> |               | <b>40,000,000</b>  |
|                                 |                                      |   |                    |                   |               |                    |
|                                 | <b>Cebu</b>                          |   | <b>10,000,000</b>  | <b>30,000,000</b> |               | <b>40,000,000</b>  |
|                                 |                                      | Central Command Hospital (Camp Lapu-Lapu Hospital)              |                    | 10,000,000        |               | 10,000,000         |
|                                 |                                      | Philippine Air Force Brigadier General Benito N Ebuena Air Base |                    | 10,000,000        |               | 10,000,000         |
|                                 |                                      | PNP R7 Station Hospital   | 10,000,000         | 10,000,000        |               | 20,000,000         |
|                                 |                                      |   |                    |                   |               |                    |
|                                 | <b>Region XI</b>                     |   | <b>10,000,000</b>  |                   |               | <b>10,000,000</b>  |
|                                 |                                      |   |                    |                   |               |                    |
|                                 | <b>Davao del Norte</b>               |   | <b>10,000,000</b>  |                   |               | <b>10,000,000</b>  |
|                                 |                                      | Davao Penal Colony, B.E. Dujali, Davao del Norte                | 10,000,000         |                   |               | 10,000,000         |
|                                 |                                      |   |                    |                   |               |                    |
|                                 | <b>6.e. Molecular Laboratory</b>     |   | <b>10,000,000</b>  | <b>13,000,000</b> |               | <b>23,000,000</b>  |
|                                 |                                      |   |                    |                   |               |                    |
|                                 | <b>CAR</b>                           |   |                    | <b>5,000,000</b>  |               | <b>5,000,000</b>   |
|                                 |                                      |   |                    |                   |               |                    |
|                                 | <b>Kalinga-Apayao</b>                |   |                    | <b>5,000,000</b>  |               | <b>5,000,000</b>   |
|                                 |                                      | Tabuk City RT-PCR Molecular Laboratory                          |                    | 5,000,000         |               | 5,000,000          |

| Facilities and Name of Projects  |   |  | Infrastructure     | Medical Equipment | Motor Vehicle    | Total              |
|--|---|--|--------------------|-------------------|------------------|--------------------|
|  |   |  |                    |                   |                  |                    |
| <b>Region III</b>  |   |  | <b>10,000,000</b>  | <b>8,000,000</b>  |                  | <b>18,000,000</b>  |
|  |   |  |                    |                   |                  |                    |
|  | <b>Nueva Ecija</b>  |  | <b>10,000,000</b>  | <b>8,000,000</b>  |                  | <b>18,000,000</b>  |
|  | COVID-19 Molecular Laboratory, Provincial Government of Nueva Ecija |  | 10,000,000         | 8,000,000         |                  | 18,000,000         |
|  |   |  |                    |                   |                  |                    |
| <b>6.f. Multi-Year Obligational Authority (MYOA) - Regional/Central Office</b> |   |  | <b>60,000,000</b>  |                   |                  | <b>60,000,000</b>  |
|  |   |  |                    |                   |                  |                    |
| <b>Region VII</b>  |   |  | <b>60,000,000</b>  |                   |                  | <b>60,000,000</b>  |
|  |   |  |                    |                   |                  |                    |
|  | <b>Cebu</b>   |  | <b>60,000,000</b>  |                   |                  | <b>60,000,000</b>  |
|  | DOH RO7 Building  |  | 60,000,000         |                   |                  | 60,000,000         |
|  |   |  |                    |                   |                  |                    |
| <b>6.g. PNP Clinic</b>   |   |  |                    | <b>5,000,000</b>  |                  | <b>5,000,000</b>   |
|  |   |  |                    |                   |                  |                    |
| <b>Region III</b>  |   |  |                    | <b>5,000,000</b>  |                  | <b>5,000,000</b>   |
|  |   |  |                    |                   |                  |                    |
|  | <b>Pampanga</b>   |  |                    | <b>5,000,000</b>  |                  | <b>5,000,000</b>   |
|  | PNP Clinic, Camp Olivas   |  |                    | 5,000,000         |                  | 5,000,000          |
|  |   |  |                    |                   |                  |                    |
| <b>6.h. Regional Offices</b>   |   |  | <b>111,000,000</b> |                   | <b>2,500,000</b> | <b>113,500,000</b> |
|  |   |  |                    |                   |                  |                    |
| <b>Region III</b>  |   |  | <b>1,000,000</b>   |                   |                  | <b>1,000,000</b>   |
|  |   |  |                    |                   |                  |                    |
|  | <b>Pampanga</b>   |  | <b>1,000,000</b>   |                   |                  | <b>1,000,000</b>   |
|  | CHD Central Luzon Building  |  | 1,000,000          |                   |                  | 1,000,000          |
|  |   |  |                    |                   |                  |                    |
| <b>Region V</b>  |   |  | <b>20,000,000</b>  |                   |                  | <b>20,000,000</b>  |
|  |   |  |                    |                   |                  |                    |
|  | <b>Albay</b>  |  | <b>20,000,000</b>  |                   |                  | <b>20,000,000</b>  |
|  | DOH Bicol CHD   |  | 20,000,000         |                   |                  | 20,000,000         |
|  |   |  |                    |                   |                  |                    |
| <b>Region VI</b>   |   |  | <b>30,000,000</b>  |                   | <b>2,500,000</b> | <b>32,500,000</b>  |
|  |   |  |                    |                   |                  |                    |
|  | <b>Iloilo</b>   |  | <b>30,000,000</b>  |                   | <b>2,500,000</b> | <b>32,500,000</b>  |
|  | DOH 6 Regional Office Building                                      |  | 30,000,000         |                   | 2,500,000        | 32,500,000         |
|  |   |  |                    |                   |                  |                    |
| <b>Region X</b>  |   |  | <b>10,000,000</b>  |                   |                  | <b>10,000,000</b>  |
|  |   |  |                    |                   |                  |                    |
|  | <b>Cagayan de Oro</b>   |  | <b>10,000,000</b>  |                   |                  | <b>10,000,000</b>  |
|  | DOH CHD Northern Mindanao   |  | 10,000,000         |                   |                  | 10,000,000         |
|  |   |  |                    |                   |                  |                    |
| <b>Region XII</b>  |   |  | <b>50,000,000</b>  |                   |                  | <b>50,000,000</b>  |
|  |   |  |                    |                   |                  |                    |
|  | <b>South Cotabato</b>   |  | <b>50,000,000</b>  |                   |                  | <b>50,000,000</b>  |
|  | CHD SOCCSKSARGEN Regional Office                                    |  | 50,000,000         |                   |                  | 50,000,000         |
|  |   |  |                    |                   |                  |                    |
| <b>6.i. State University and Colleges</b>                                      |   |  |                    | <b>65,000,000</b> |                  | <b>65,000,000</b>  |
|  |   |  |                    |                   |                  |                    |
| <b>National Capital Region (NCR)</b>   |   |  |                    | <b>50,000,000</b> |                  | <b>50,000,000</b>  |
|  |   |  |                    |                   |                  |                    |
|  | <b>Manila</b>   |  |                    | <b>50,000,000</b> |                  | <b>50,000,000</b>  |
|  | UP-Philippine General Hospital                                      |  |                    | 50,000,000        |                  | 50,000,000         |
|  |   |  |                    |                   |                  |                    |
| <b>Region VI</b>   |   |  |                    | <b>15,000,000</b> |                  | <b>15,000,000</b>  |
|  |   |  |                    |                   |                  |                    |
|  | <b>Iloilo</b>   |  |                    | <b>15,000,000</b> |                  | <b>15,000,000</b>  |
|  | West Visayas State University Medical Center                        |  |                    | 15,000,000        |                  | 15,000,000         |
|  |   |  |                    |                   |                  |                    |
| <b>6.j. Treatment and Rehabilitation Centers</b>                               |   |  | <b>388,500,000</b> |                   | <b>4,000,000</b> | <b>392,500,000</b> |
|  |   |  |                    |                   |                  |                    |
| <b>National Capital Region (NCR)</b>   |   |  | <b>44,600,000</b>  |                   |                  | <b>44,600,000</b>  |

| Facilities and Name of Projects |  |  | Infrastructure     | Medical Equipment | Motor Vehicle | Total              |
|---------------------------------|--|--|--------------------|-------------------|---------------|--------------------|
|                                 |  |  |                    |                   |               |                    |
|                                 |  | <b>Las Piñas</b>                         | <b>4,600,000</b>   |                   |               | <b>4,600,000</b>   |
|                                 |  | TRC Las Pinas                            | 4,600,000          |                   |               | 4,600,000          |
|                                 |  | <b>Taguig</b>                            | <b>40,000,000</b>  |                   |               | <b>40,000,000</b>  |
|                                 |  | TRC Bicutan                              | 40,000,000         |                   |               | 40,000,000         |
| <b>Region I</b>                 |  |  | <b>21,000,000</b>  |                   |               | <b>21,000,000</b>  |
|                                 |  | <b>Dagupan</b>                           | <b>5,000,000</b>   |                   |               | <b>5,000,000</b>   |
|                                 |  | TRC Dagupan City                         | 5,000,000          |                   |               | 5,000,000          |
|                                 |  | <b>La Union</b>                          | <b>16,000,000</b>  |                   |               | <b>16,000,000</b>  |
|                                 |  | TRC San Fernando, La Union               | 16,000,000         |                   |               | 16,000,000         |
| <b>CAR</b>                      |  |  | <b>35,000,000</b>  |                   |               | <b>35,000,000</b>  |
|                                 |  | <b>Mt. Province</b>                      | <b>35,000,000</b>  |                   |               | <b>35,000,000</b>  |
|                                 |  | TRC Bauko, Mountain Province (Luis Hora) | 35,000,000         |                   |               | 35,000,000         |
| <b>Region II</b>                |  |  | <b>25,000,000</b>  |                   |               | <b>25,000,000</b>  |
|                                 |  | <b>Isabela</b>                           | <b>25,000,000</b>  |                   |               | <b>25,000,000</b>  |
|                                 |  | TRC Ilagan, Isabela                      | 25,000,000         |                   |               | 25,000,000         |
| <b>Region III</b>               |  |  | <b>15,000,000</b>  |                   |               | <b>15,000,000</b>  |
|                                 |  | <b>Bataan</b>                            | <b>15,000,000</b>  |                   |               | <b>15,000,000</b>  |
|                                 |  | TRC Pilar, Bataan                        | 15,000,000         |                   |               | 15,000,000         |
| <b>Region IV-A</b>              |  |  | <b>120,400,000</b> |                   |               | <b>120,400,000</b> |
|                                 |  | <b>Cavite</b>                            | <b>120,400,000</b> |                   |               | <b>120,400,000</b> |
|                                 |  | TRC Tagaytay                             | 120,400,000        |                   |               | 120,400,000        |
| <b>Region V</b>                 |  |  | <b>26,500,000</b>  |                   |               | <b>26,500,000</b>  |
|                                 |  | <b>Albay</b>                             | <b>15,000,000</b>  |                   |               | <b>15,000,000</b>  |
|                                 |  | TRC Malinao, Albay                       | 15,000,000         |                   |               | 15,000,000         |
|                                 |  | <b>Camarines Sur</b>                     | <b>11,500,000</b>  |                   |               | <b>11,500,000</b>  |
|                                 |  | TRC San Fernando, Camarines Sur          | 11,500,000         |                   |               | 11,500,000         |
| <b>Region VI</b>                |  |  | <b>20,000,000</b>  |                   |               | <b>20,000,000</b>  |
|                                 |  | <b>Iloilo</b>                            | <b>20,000,000</b>  |                   |               | <b>20,000,000</b>  |
|                                 |  | TRC Pototan, Iloilo                      | 20,000,000         |                   |               | 20,000,000         |
| <b>Region VII</b>               |  |  | <b>27,000,000</b>  |                   |               | <b>27,000,000</b>  |
|                                 |  | <b>Cebu</b>                              | <b>27,000,000</b>  |                   |               | <b>27,000,000</b>  |
|                                 |  | TRC Argao, Cebu                          | 17,000,000         |                   |               | 17,000,000         |
|                                 |  | TRC Cebu City                            | 10,000,000         |                   |               | 10,000,000         |
| <b>Region VIII</b>              |  |  | <b>4,000,000</b>   |                   |               | <b>4,000,000</b>   |
|                                 |  | <b>Leyte</b>                             | <b>4,000,000</b>   |                   |               | <b>4,000,000</b>   |
|                                 |  | TRC Dulag, Leyte                         | 4,000,000          |                   |               | 4,000,000          |
| <b>Region X</b>                 |  |  | <b>20,000,000</b>  |                   |               | <b>20,000,000</b>  |
|                                 |  | <b>Bukidnon</b>                          | <b>10,000,000</b>  |                   |               | <b>10,000,000</b>  |
|                                 |  | TRC Malaybalay, Bukidnon                 | 10,000,000         |                   |               | 10,000,000         |
|                                 |  | <b>Cagayan de Oro</b>                    | <b>10,000,000</b>  |                   |               | <b>10,000,000</b>  |

| Facilities and Name of Projects      |   | Infrastructure       | Medical Equipment    | Motor Vehicle    | Total                |
|--------------------------------------|---|----------------------|----------------------|------------------|----------------------|
|                                      | TRC Cagayan de Oro  | 10,000,000           |                      |                  | 10,000,000           |
| <b>Region XII</b>                    |   |                      |                      | <b>4,000,000</b> | <b>4,000,000</b>     |
|                                      | <b>Sarangani</b>  |                      |                      | <b>4,000,000</b> | <b>4,000,000</b>     |
|                                      | SOCCSKSARGEN Drug Abuse Treatment Rehabilitation Center       |                      |                      | 4,000,000        | 4,000,000            |
| <b>Region XIII</b>                   |   | <b>30,000,000</b>    |                      |                  | <b>30,000,000</b>    |
|                                      | <b>Surigao del Norte</b>                                      | <b>30,000,000</b>    |                      |                  | <b>30,000,000</b>    |
|                                      | TRC Caraga  | 30,000,000           |                      |                  | 30,000,000           |
| <b>6.k. Warehouse</b>                |   | <b>11,000,000</b>    |                      |                  | <b>11,000,000</b>    |
| <b>Region III</b>                    |   | <b>1,000,000</b>     |                      |                  | <b>1,000,000</b>     |
|                                      | <b>Nueva Ecija</b>  | <b>1,000,000</b>     |                      |                  | <b>1,000,000</b>     |
|                                      | Cold Room Provincial DOH Office, Cabanatuan City, Nueva Ecija | 1,000,000            |                      |                  | 1,000,000            |
| <b>Region XI</b>                     |   | <b>10,000,000</b>    |                      |                  | <b>10,000,000</b>    |
|                                      | <b>Davao de Oro</b>   | <b>10,000,000</b>    |                      |                  | <b>10,000,000</b>    |
|                                      | PHO DDO   | 10,000,000           |                      |                  | 10,000,000           |
| <b>7. Mega Health Centers</b>        |   | <b>2,031,000,000</b> | <b>1,556,500,000</b> |                  | <b>3,587,500,000</b> |
| <b>National Capital Region (NCR)</b> |   | <b>120,500,000</b>   | <b>171,500,000</b>   |                  | <b>292,000,000</b>   |
|                                      | <b>DOH Central Office</b>                                     |                      | <b>86,500,000</b>    |                  | <b>86,500,000</b>    |
|                                      | <b>Caloocan</b>   | <b>6,500,000</b>     | <b>5,000,000</b>     |                  | <b>11,500,000</b>    |
|                                      | Deparo Super Health Center                                    | 6,500,000            | 5,000,000            |                  | 11,500,000           |
|                                      | <b>Malabon</b>  | <b>13,000,000</b>    | <b>10,000,000</b>    |                  | <b>23,000,000</b>    |
|                                      | Longos Super Health Center                                    | 6,500,000            | 5,000,000            |                  | 11,500,000           |
|                                      | Tonsua Super Health Center                                    | 6,500,000            | 5,000,000            |                  | 11,500,000           |
|                                      | <b>Manila</b>   | <b>13,000,000</b>    | <b>10,000,000</b>    |                  | <b>23,000,000</b>    |
|                                      | Aurora Super Health Center                                    | 6,500,000            | 5,000,000            |                  | 11,500,000           |
|                                      | Quiapo Super Health Center                                    | 6,500,000            | 5,000,000            |                  | 11,500,000           |
|                                      | <b>Marikina</b>   | <b>29,500,000</b>    | <b>15,000,000</b>    |                  | <b>44,500,000</b>    |
|                                      | Concepcion Dos Super Health Center                            | 6,500,000            | 5,000,000            |                  | 11,500,000           |
|                                      | Fortune Super Health Center Marikina                          | 6,500,000            | 5,000,000            |                  | 11,500,000           |
|                                      | Marikina 2nd District Super Health Center                     | 6,500,000            | 5,000,000            |                  | 11,500,000           |
|                                      | Concepcion Uno Super Health Center                            | 10,000,000           |                      |                  | 10,000,000           |
|                                      | <b>Parañaque</b>  | <b>13,000,000</b>    | <b>10,000,000</b>    |                  | <b>23,000,000</b>    |
|                                      | La Huerta Super Health Center                                 | 6,500,000            | 5,000,000            |                  | 11,500,000           |
|                                      | Moonwalk Super Health Center                                  | 6,500,000            | 5,000,000            |                  | 11,500,000           |
|                                      | <b>Quezon City</b>  | <b>39,000,000</b>    | <b>30,000,000</b>    |                  | <b>69,000,000</b>    |
|                                      | Arsenia J. Maximo Super Health Center                         | 6,500,000            | 5,000,000            |                  | 11,500,000           |
|                                      | Batasan Hills Super Health Center                             | 6,500,000            | 5,000,000            |                  | 11,500,000           |
|                                      | Kamuning Super Health Center                                  | 6,500,000            | 5,000,000            |                  | 11,500,000           |
|                                      | Murphy Super Health Center                                    | 6,500,000            | 5,000,000            |                  | 11,500,000           |
|                                      | San Francisco Super Health Center                             | 6,500,000            | 5,000,000            |                  | 11,500,000           |
|                                      | V. Luna Super Health Center                                   | 6,500,000            | 5,000,000            |                  | 11,500,000           |
|                                      | <b>Taguig</b>   | <b>6,500,000</b>     | <b>5,000,000</b>     |                  | <b>11,500,000</b>    |
|                                      | Maharlika Super Health Center                                 | 6,500,000            | 5,000,000            |                  | 11,500,000           |
| <b>Region I</b>                      |   | <b>97,500,000</b>    | <b>75,000,000</b>    |                  | <b>172,500,000</b>   |



| Facilities and Name of Projects |   | Infrastructure     | Medical Equipment | Motor Vehicle | Total              |
|---------------------------------|---|--------------------|-------------------|---------------|--------------------|
|                                 |   |                    |                   |               |                    |
|                                 | <b>Ilocos Norte</b>                     | <b>13,000,000</b>  | <b>10,000,000</b> |               | <b>23,000,000</b>  |
|                                 | Dingras Super Health Center             | 6,500,000          | 5,000,000         |               | 11,500,000         |
|                                 | Vintar Super Health Center              | 6,500,000          | 5,000,000         |               | 11,500,000         |
|                                 |   |                    |                   |               |                    |
|                                 | <b>Ilocos Sur</b>                       | <b>13,000,000</b>  | <b>10,000,000</b> |               | <b>23,000,000</b>  |
|                                 | Candon Super Health Center              | 6,500,000          | 5,000,000         |               | 11,500,000         |
|                                 | Magsingal Super Health Center           | 6,500,000          | 5,000,000         |               | 11,500,000         |
|                                 |   |                    |                   |               |                    |
|                                 | <b>La Union</b>                         | <b>13,000,000</b>  | <b>10,000,000</b> |               | <b>23,000,000</b>  |
|                                 | Pugo Super Health Center                | 6,500,000          | 5,000,000         |               | 11,500,000         |
|                                 | San Fernando City Super Health Center   | 6,500,000          | 5,000,000         |               | 11,500,000         |
|                                 |   |                    |                   |               |                    |
|                                 | <b>Pangasinan</b>                       | <b>58,500,000</b>  | <b>45,000,000</b> |               | <b>103,500,000</b> |
|                                 | Alaminos Super Health Center            | 6,500,000          | 5,000,000         |               | 11,500,000         |
|                                 | Esmeralda Balungao Super Health Center  | 6,500,000          | 5,000,000         |               | 11,500,000         |
|                                 | Basista Super Health Center             | 6,500,000          | 5,000,000         |               | 11,500,000         |
|                                 | Manaoag Super Health Center             | 6,500,000          | 5,000,000         |               | 11,500,000         |
|                                 | Mapandan Super Health Center            | 6,500,000          | 5,000,000         |               | 11,500,000         |
|                                 | Lawak Tayug Super Health Center         | 6,500,000          | 5,000,000         |               | 11,500,000         |
|                                 | Porro Zubio Super Health Center         | 6,500,000          | 5,000,000         |               | 11,500,000         |
|                                 | Calepaan Asingan Super Health Center    | 6,500,000          | 5,000,000         |               | 11,500,000         |
|                                 | San Vicente Umingan Super Health Center | 6,500,000          | 5,000,000         |               | 11,500,000         |
|                                 |   |                    |                   |               |                    |
|                                 | <b>CAR</b>                              | <b>58,500,000</b>  | <b>45,000,000</b> |               | <b>103,500,000</b> |
|                                 |   |                    |                   |               |                    |
|                                 | <b>Abra</b>                             | <b>6,500,000</b>   | <b>5,000,000</b>  |               | <b>11,500,000</b>  |
|                                 | Tayum Super Health Center               | 6,500,000          | 5,000,000         |               | 11,500,000         |
|                                 |   |                    |                   |               |                    |
|                                 | <b>Apayao</b>                           | <b>13,000,000</b>  | <b>10,000,000</b> |               | <b>23,000,000</b>  |
|                                 | Flora Super Health Center               | 6,500,000          | 5,000,000         |               | 11,500,000         |
|                                 | Kabugao Super Health Center             | 6,500,000          | 5,000,000         |               | 11,500,000         |
|                                 |   |                    |                   |               |                    |
|                                 | <b>Baguio City</b>                      | <b>6,500,000</b>   | <b>5,000,000</b>  |               | <b>11,500,000</b>  |
|                                 | Atab District Super Health Center       | 6,500,000          | 5,000,000         |               | 11,500,000         |
|                                 |   |                    |                   |               |                    |
|                                 | <b>Benguet</b>                          | <b>13,000,000</b>  | <b>10,000,000</b> |               | <b>23,000,000</b>  |
|                                 | Atok Super Health Center                | 6,500,000          | 5,000,000         |               | 11,500,000         |
|                                 | Baguio City Super Health Center         | 6,500,000          | 5,000,000         |               | 11,500,000         |
|                                 |   |                    |                   |               |                    |
|                                 | <b>Ifugao</b>                           | <b>6,500,000</b>   | <b>5,000,000</b>  |               | <b>11,500,000</b>  |
|                                 | Lagawe Super Health Center              | 6,500,000          | 5,000,000         |               | 11,500,000         |
|                                 |   |                    |                   |               |                    |
|                                 | <b>Kalinga</b>                          | <b>6,500,000</b>   | <b>5,000,000</b>  |               | <b>11,500,000</b>  |
|                                 | Tabuk City Super Health Center          | 6,500,000          | 5,000,000         |               | 11,500,000         |
|                                 |   |                    |                   |               |                    |
|                                 | <b>Mt. Province</b>                     | <b>6,500,000</b>   | <b>5,000,000</b>  |               | <b>11,500,000</b>  |
|                                 | Barlig Super Health Center              | 6,500,000          | 5,000,000         |               | 11,500,000         |
|                                 |   |                    |                   |               |                    |
|                                 | <b>Region II</b>                        | <b>111,000,000</b> | <b>70,000,000</b> |               | <b>181,000,000</b> |
|                                 |   |                    |                   |               |                    |
|                                 | <b>Batanes</b>                          | <b>16,500,000</b>  | <b>5,000,000</b>  |               | <b>21,500,000</b>  |
|                                 | Mahatao Super Health Center             | 6,500,000          | 5,000,000         |               | 11,500,000         |
|                                 | Basco Super Health Center               | 10,000,000         |                   |               | 10,000,000         |
|                                 |   |                    |                   |               |                    |
|                                 | <b>Cagayan</b>                          | <b>29,500,000</b>  | <b>15,000,000</b> |               | <b>44,500,000</b>  |
|                                 | Penablanca Super Health Center          | 6,500,000          | 5,000,000         |               | 11,500,000         |
|                                 | Sta. Praxedes Super Health Center       | 6,500,000          | 5,000,000         |               | 11,500,000         |
|                                 | Sta. Teresita Super Health Center       | 6,500,000          | 5,000,000         |               | 11,500,000         |
|                                 | Buguey Super Health Center              | 10,000,000         |                   |               | 10,000,000         |
|                                 |   |                    |                   |               |                    |
|                                 | <b>Isabela</b>                          | <b>45,500,000</b>  | <b>35,000,000</b> |               | <b>80,500,000</b>  |
|                                 | Cabatuan Super Health Center            | 6,500,000          | 5,000,000         |               | 11,500,000         |
|                                 | Mallig Super Health Center              | 6,500,000          | 5,000,000         |               | 11,500,000         |
|                                 | Naguilian Super Health Center           | 6,500,000          | 5,000,000         |               | 11,500,000         |
|                                 | San Agustin Super Health Center         | 6,500,000          | 5,000,000         |               | 11,500,000         |
|                                 | San Isidro Super Health Center          | 6,500,000          | 5,000,000         |               | 11,500,000         |
|                                 | San Mateo Super Health Center           | 6,500,000          | 5,000,000         |               | 11,500,000         |
|                                 | Sto. Tomas Super Health Center          | 6,500,000          | 5,000,000         |               | 11,500,000         |

| Facilities and Name of Projects |   | Infrastructure     | Medical Equipment  | Motor Vehicle | Total              |
|---------------------------------|---|--------------------|--------------------|---------------|--------------------|
|                                 |   |                    |                    |               |                    |
|                                 |   |                    |                    |               |                    |
|                                 | <b>Nueva Vizcaya</b>                      | <b>13,000,000</b>  | <b>10,000,000</b>  |               | <b>23,000,000</b>  |
|                                 | Kayapa Super Health Center                | 6,500,000          | 5,000,000          |               | 11,500,000         |
|                                 | Villaverde Super Health Center            | 6,500,000          | 5,000,000          |               | 11,500,000         |
|                                 |   |                    |                    |               |                    |
|                                 | <b>Quirino</b>                            | <b>6,500,000</b>   | <b>5,000,000</b>   |               | <b>11,500,000</b>  |
|                                 | Saguday Super Health Center               | 6,500,000          | 5,000,000          |               | 11,500,000         |
|                                 |   |                    |                    |               |                    |
|                                 | <b>Region III</b>                         | <b>192,000,000</b> | <b>140,000,000</b> |               | <b>332,000,000</b> |
|                                 |   |                    |                    |               |                    |
|                                 | <b>Aurora</b>                             | <b>6,500,000</b>   | <b>5,000,000</b>   |               | <b>11,500,000</b>  |
|                                 | Dipaculao Super Health Center             | 6,500,000          | 5,000,000          |               | 11,500,000         |
|                                 |   |                    |                    |               |                    |
|                                 | <b>Bataan</b>                             | <b>13,000,000</b>  | <b>10,000,000</b>  |               | <b>23,000,000</b>  |
|                                 | Dinalupihan Super Health Center           | 6,500,000          | 5,000,000          |               | 11,500,000         |
|                                 | Mariveles Super Health Center             | 6,500,000          | 5,000,000          |               | 11,500,000         |
|                                 |   |                    |                    |               |                    |
|                                 | <b>Bulacan</b>                            | <b>49,000,000</b>  | <b>30,000,000</b>  |               | <b>79,000,000</b>  |
|                                 | Balagtas Super Health Center              | 6,500,000          | 5,000,000          |               | 11,500,000         |
|                                 | Bulacan Super Health Center               | 6,500,000          | 5,000,000          |               | 11,500,000         |
|                                 | CSJDM Super Health Center                 | 6,500,000          | 5,000,000          |               | 11,500,000         |
|                                 | Meycauayan Super Health Center            | 6,500,000          | 5,000,000          |               | 11,500,000         |
|                                 | Pandi Super Health Center                 | 6,500,000          | 5,000,000          |               | 11,500,000         |
|                                 | San Miguel Super Health Center            | 6,500,000          | 5,000,000          |               | 11,500,000         |
|                                 | Guiguinto Super Health Center             | 10,000,000         |                    |               | 10,000,000         |
|                                 |   |                    |                    |               |                    |
|                                 | <b>Nueva Ecija</b>                        | <b>26,000,000</b>  | <b>20,000,000</b>  |               | <b>46,000,000</b>  |
|                                 | Camp Tinio Super Health Center            | 6,500,000          | 5,000,000          |               | 11,500,000         |
|                                 | Rizal Super Health Center                 | 6,500,000          | 5,000,000          |               | 11,500,000         |
|                                 | San Leonardo Super Health Center          | 6,500,000          | 5,000,000          |               | 11,500,000         |
|                                 | Sto. Domingo Super Health Center          | 6,500,000          | 5,000,000          |               | 11,500,000         |
|                                 |   |                    |                    |               |                    |
|                                 | <b>Pampanga</b>                           | <b>39,000,000</b>  | <b>30,000,000</b>  |               | <b>69,000,000</b>  |
|                                 | City of San Fernando Super Health Center  | 6,500,000          | 5,000,000          |               | 11,500,000         |
|                                 | Lubao Super Health Center                 | 6,500,000          | 5,000,000          |               | 11,500,000         |
|                                 | Macabebe Super Health Center              | 6,500,000          | 5,000,000          |               | 11,500,000         |
|                                 | Magalang Super Health Center              | 6,500,000          | 5,000,000          |               | 11,500,000         |
|                                 | Porac Super Health Center                 | 6,500,000          | 5,000,000          |               | 11,500,000         |
|                                 | San Agustin, Masantol Super Health Center | 6,500,000          | 5,000,000          |               | 11,500,000         |
|                                 |   |                    |                    |               |                    |
|                                 | <b>Tarlac</b>                             | <b>32,500,000</b>  | <b>25,000,000</b>  |               | <b>57,500,000</b>  |
|                                 | Gerona Super Health Center                | 6,500,000          | 5,000,000          |               | 11,500,000         |
|                                 | La Paz Super Health Center                | 6,500,000          | 5,000,000          |               | 11,500,000         |
|                                 | Paniqui Super Health Center               | 6,500,000          | 5,000,000          |               | 11,500,000         |
|                                 | San Jose Super Health Center              | 6,500,000          | 5,000,000          |               | 11,500,000         |
|                                 | Victoria Super Health Center              | 6,500,000          | 5,000,000          |               | 11,500,000         |
|                                 |   |                    |                    |               |                    |
|                                 | <b>Zambales</b>                           | <b>26,000,000</b>  | <b>20,000,000</b>  |               | <b>46,000,000</b>  |
|                                 | Botolan Super Health Center               | 6,500,000          | 5,000,000          |               | 11,500,000         |
|                                 | Castillejos Super Health Center           | 6,500,000          | 5,000,000          |               | 11,500,000         |
|                                 | Iba Super Health Center                   | 6,500,000          | 5,000,000          |               | 11,500,000         |
|                                 | Mayantoc Super Health Center              | 6,500,000          | 5,000,000          |               | 11,500,000         |
|                                 |   |                    |                    |               |                    |
|                                 | <b>Region IV-A</b>                        | <b>280,500,000</b> | <b>185,000,000</b> |               | <b>465,500,000</b> |
|                                 |   |                    |                    |               |                    |
|                                 | <b>Batangas</b>                           | <b>49,000,000</b>  | <b>30,000,000</b>  |               | <b>79,000,000</b>  |
|                                 | Agoncillo Super Health Center             | 6,500,000          | 5,000,000          |               | 11,500,000         |
|                                 | Calatagan Super Health Center             | 6,500,000          | 5,000,000          |               | 11,500,000         |
|                                 | Lipa Super Health Center                  | 6,500,000          | 5,000,000          |               | 11,500,000         |
|                                 | San Pablo City Super Health Center        | 6,500,000          | 5,000,000          |               | 11,500,000         |
|                                 | San Pascual Super Health Center           | 6,500,000          | 5,000,000          |               | 11,500,000         |
|                                 | Taysan Super Health Center                | 6,500,000          | 5,000,000          |               | 11,500,000         |
|                                 | Ibaan Super Health Center                 | 10,000,000         |                    |               | 10,000,000         |
|                                 |   |                    |                    |               |                    |
|                                 | <b>Cavite</b>                             | <b>55,500,000</b>  | <b>35,000,000</b>  |               | <b>90,500,000</b>  |
|                                 | Bacoor Super Health Center                | 6,500,000          | 5,000,000          |               | 11,500,000         |
|                                 | Carmona Super Health Center               | 6,500,000          | 5,000,000          |               | 11,500,000         |
|                                 | Dasmarinas Super Health Center            | 6,500,000          | 5,000,000          |               | 11,500,000         |
|                                 | General Trias Super Health Center         | 6,500,000          | 5,000,000          |               | 11,500,000         |

| Facilities and Name of Projects |                                     | Infrastructure     | Medical Equipment  | Motor Vehicle | Total              |
|---------------------------------|-------------------------------------|--------------------|--------------------|---------------|--------------------|
|                                 | Kawit Super Health Center           | 6,500,000          | 5,000,000          |               | 11,500,000         |
|                                 | Magallanes Super Health Center      | 6,500,000          | 5,000,000          |               | 11,500,000         |
|                                 | Tanza Super Health Center           | 6,500,000          | 5,000,000          |               | 11,500,000         |
|                                 | Imus Super Health Center            | 10,000,000         |                    |               | 10,000,000         |
|                                 | <b>Laguna</b>                       | <b>45,500,000</b>  | <b>35,000,000</b>  |               | <b>80,500,000</b>  |
|                                 | Alaminos Super Health Center        | 6,500,000          | 5,000,000          |               | 11,500,000         |
|                                 | Biñan Super Health Center           | 6,500,000          | 5,000,000          |               | 11,500,000         |
|                                 | Cabuyao II Super Health Center      | 6,500,000          | 5,000,000          |               | 11,500,000         |
|                                 | Calamba Super Health Center         | 6,500,000          | 5,000,000          |               | 11,500,000         |
|                                 | Mabitac Super Health Center         | 6,500,000          | 5,000,000          |               | 11,500,000         |
|                                 | San Fernando Super Health Center    | 6,500,000          | 5,000,000          |               | 11,500,000         |
|                                 | Sta. Rosa Super Health Center       | 6,500,000          | 5,000,000          |               | 11,500,000         |
|                                 | <b>Quezon</b>                       | <b>78,500,000</b>  | <b>45,000,000</b>  |               | <b>123,500,000</b> |
|                                 | Agdangan Super Health Center        | 6,500,000          | 5,000,000          |               | 11,500,000         |
|                                 | Alabat Super Health Center          | 6,500,000          | 5,000,000          |               | 11,500,000         |
|                                 | Atimonan Super Health Center        | 6,500,000          | 5,000,000          |               | 11,500,000         |
|                                 | Dolores Super Health Center         | 6,500,000          | 5,000,000          |               | 11,500,000         |
|                                 | Gumaca Super Health Center          | 6,500,000          | 5,000,000          |               | 11,500,000         |
|                                 | Infanta Super Health Center         | 6,500,000          | 5,000,000          |               | 11,500,000         |
|                                 | Lopez Super Health Center           | 6,500,000          | 5,000,000          |               | 11,500,000         |
|                                 | Mauban Super Health Center          | 6,500,000          | 5,000,000          |               | 11,500,000         |
|                                 | Tagkawayan Super Health Center      | 6,500,000          | 5,000,000          |               | 11,500,000         |
|                                 | Catanauan Super Health Center       | 10,000,000         |                    |               | 10,000,000         |
|                                 | Perez Super Health Center           | 10,000,000         |                    |               | 10,000,000         |
|                                 | <b>Rizal</b>                        | <b>52,000,000</b>  | <b>40,000,000</b>  |               | <b>92,000,000</b>  |
|                                 | Antipolo City 1 Super Health Center | 6,500,000          | 5,000,000          |               | 11,500,000         |
|                                 | Antipolo City 2 Super Health Center | 6,500,000          | 5,000,000          |               | 11,500,000         |
|                                 | Binangonan Super Health Center      | 6,500,000          | 5,000,000          |               | 11,500,000         |
|                                 | Jala- Jala Super Health Center      | 6,500,000          | 5,000,000          |               | 11,500,000         |
|                                 | Rodriguez Super Health Center       | 13,000,000         | 10,000,000         |               | 23,000,000         |
|                                 | San Mateo Super Health Center       | 6,500,000          | 5,000,000          |               | 11,500,000         |
|                                 | Taytay Super Health Center          | 6,500,000          | 5,000,000          |               | 11,500,000         |
|                                 | <b>Region IV-B</b>                  | <b>114,000,000</b> | <b>80,000,000</b>  |               | <b>194,000,000</b> |
|                                 | <b>Marinduque</b>                   | <b>6,500,000</b>   | <b>5,000,000</b>   |               | <b>11,500,000</b>  |
|                                 | Argao Magpog, Super Health Center   | 6,500,000          | 5,000,000          |               | 11,500,000         |
|                                 | <b>Occidental Mindoro</b>           | <b>13,000,000</b>  | <b>10,000,000</b>  |               | <b>23,000,000</b>  |
|                                 | Mamburao Super Health Center        | 6,500,000          | 5,000,000          |               | 11,500,000         |
|                                 | Sablayan Super Health Center        | 6,500,000          | 5,000,000          |               | 11,500,000         |
|                                 | <b>Oriental Mindoro</b>             | <b>29,500,000</b>  | <b>15,000,000</b>  |               | <b>44,500,000</b>  |
|                                 | Bansud Super Health Center          | 6,500,000          | 5,000,000          |               | 11,500,000         |
|                                 | Bucayao Super Health Center         | 6,500,000          | 5,000,000          |               | 11,500,000         |
|                                 | Bulalacao Super Health Center       | 6,500,000          | 5,000,000          |               | 11,500,000         |
|                                 | Mansalay Super Health Center        | 10,000,000         |                    |               | 10,000,000         |
|                                 | <b>Palawan</b>                      | <b>32,500,000</b>  | <b>25,000,000</b>  |               | <b>57,500,000</b>  |
|                                 | Balabac Super Health Center         | 6,500,000          | 5,000,000          |               | 11,500,000         |
|                                 | Puerto Princesa Super Health Center | 6,500,000          | 5,000,000          |               | 11,500,000         |
|                                 | Quezon Super Health Center          | 6,500,000          | 5,000,000          |               | 11,500,000         |
|                                 | Sofronio Super Health Center        | 6,500,000          | 5,000,000          |               | 11,500,000         |
|                                 | Taytay Super Health Center          | 6,500,000          | 5,000,000          |               | 11,500,000         |
|                                 | <b>Romblon</b>                      | <b>32,500,000</b>  | <b>25,000,000</b>  |               | <b>57,500,000</b>  |
|                                 | Calatrava Super Health Center       | 6,500,000          | 5,000,000          |               | 11,500,000         |
|                                 | Magdiwang Super Health Center       | 6,500,000          | 5,000,000          |               | 11,500,000         |
|                                 | Romblon Super Health Center         | 6,500,000          | 5,000,000          |               | 11,500,000         |
|                                 | San Andres Super Health Center      | 6,500,000          | 5,000,000          |               | 11,500,000         |
|                                 | San Jose Super Health Center        | 6,500,000          | 5,000,000          |               | 11,500,000         |
|                                 | <b>Region V</b>                     | <b>130,000,000</b> | <b>100,000,000</b> |               | <b>230,000,000</b> |
|                                 | <b>Albay</b>                        | <b>26,000,000</b>  | <b>20,000,000</b>  |               | <b>46,000,000</b>  |
|                                 | Legazpi City Super Health Center    | 6,500,000          | 5,000,000          |               | 11,500,000         |

| Facilities and Name of Projects |  | Infrastructure     | Medical Equipment  | Motor Vehicle | Total              |
|---------------------------------|--|--------------------|--------------------|---------------|--------------------|
|                                 | Ligao City Super Health Center             | 6,500,000          | 5,000,000          |               | 11,500,000         |
|                                 | Pio Duran Super Health Center              | 6,500,000          | 5,000,000          |               | 11,500,000         |
|                                 | Tabaco City Super Health Center            | 6,500,000          | 5,000,000          |               | 11,500,000         |
|                                 |  |                    |                    |               |                    |
|                                 | <b>Camarines Norte</b>                     | <b>13,000,000</b>  | <b>10,000,000</b>  |               | <b>23,000,000</b>  |
|                                 | Daet Super Health Center                   | 6,500,000          | 5,000,000          |               | 11,500,000         |
|                                 | Labo Super Health Center                   | 6,500,000          | 5,000,000          |               | 11,500,000         |
|                                 |  |                    |                    |               |                    |
|                                 | <b>Camarines Sur</b>                       | <b>32,500,000</b>  | <b>25,000,000</b>  |               | <b>57,500,000</b>  |
|                                 | Iriga City Super Health Center             | 6,500,000          | 5,000,000          |               | 11,500,000         |
|                                 | Libmanan Super Health Center               | 6,500,000          | 5,000,000          |               | 11,500,000         |
|                                 | Naga City Super Health Center              | 6,500,000          | 5,000,000          |               | 11,500,000         |
|                                 | Sipocot Super Health Center                | 6,500,000          | 5,000,000          |               | 11,500,000         |
|                                 | Tigaon Super Health Center                 | 6,500,000          | 5,000,000          |               | 11,500,000         |
|                                 |  |                    |                    |               |                    |
|                                 | <b>Catanduanes</b>                         | <b>6,500,000</b>   | <b>5,000,000</b>   |               | <b>11,500,000</b>  |
|                                 | Panganiban Super Health Center             | 6,500,000          | 5,000,000          |               | 11,500,000         |
|                                 |  |                    |                    |               |                    |
|                                 | <b>Masbate</b>                             | <b>26,000,000</b>  | <b>20,000,000</b>  |               | <b>46,000,000</b>  |
|                                 | Cataingan Super Health Center              | 6,500,000          | 5,000,000          |               | 11,500,000         |
|                                 | Cawayan Super Health Center                | 6,500,000          | 5,000,000          |               | 11,500,000         |
|                                 | Masbate City Super Health Center           | 6,500,000          | 5,000,000          |               | 11,500,000         |
|                                 | San Pascual Super Health Center            | 6,500,000          | 5,000,000          |               | 11,500,000         |
|                                 |  |                    |                    |               |                    |
|                                 | <b>Sorsogon</b>                            | <b>26,000,000</b>  | <b>20,000,000</b>  |               | <b>46,000,000</b>  |
|                                 | Bulan Super Health Center                  | 6,500,000          | 5,000,000          |               | 11,500,000         |
|                                 | Irosin Super Health Center                 | 6,500,000          | 5,000,000          |               | 11,500,000         |
|                                 | Matnog Super Health Center                 | 6,500,000          | 5,000,000          |               | 11,500,000         |
|                                 | Sorsogon City Super Health Center          | 6,500,000          | 5,000,000          |               | 11,500,000         |
|                                 |  |                    |                    |               |                    |
|                                 | <b>Region VI</b>                           | <b>156,000,000</b> | <b>120,000,000</b> |               | <b>276,000,000</b> |
|                                 |  |                    |                    |               |                    |
|                                 | <b>Aklan</b>                               | <b>19,500,000</b>  | <b>15,000,000</b>  |               | <b>34,500,000</b>  |
|                                 | Boracay Super Health Center                | 6,500,000          | 5,000,000          |               | 11,500,000         |
|                                 | Ibajay Super Health Center                 | 6,500,000          | 5,000,000          |               | 11,500,000         |
|                                 | Kalibo Super Health Center                 | 6,500,000          | 5,000,000          |               | 11,500,000         |
|                                 |  |                    |                    |               |                    |
|                                 | <b>Antique</b>                             | <b>13,000,000</b>  | <b>10,000,000</b>  |               | <b>23,000,000</b>  |
|                                 | San Jose de Buenavista Super Health Center | 6,500,000          | 5,000,000          |               | 11,500,000         |
|                                 | Sibalom Super Health Center                | 6,500,000          | 5,000,000          |               | 11,500,000         |
|                                 |  |                    |                    |               |                    |
|                                 | <b>Capiz</b>                               | <b>19,500,000</b>  | <b>15,000,000</b>  |               | <b>34,500,000</b>  |
|                                 | Dumalag Super Health Center                | 6,500,000          | 5,000,000          |               | 11,500,000         |
|                                 | Maayon Super Health Center                 | 6,500,000          | 5,000,000          |               | 11,500,000         |
|                                 | Tapaz Super Health Center                  | 6,500,000          | 5,000,000          |               | 11,500,000         |
|                                 |  |                    |                    |               |                    |
|                                 | <b>Guimaras</b>                            | <b>13,000,000</b>  | <b>10,000,000</b>  |               | <b>23,000,000</b>  |
|                                 | Buenavista Super Health Center             | 6,500,000          | 5,000,000          |               | 11,500,000         |
|                                 | Jordan Super Health Center                 | 6,500,000          | 5,000,000          |               | 11,500,000         |
|                                 |  |                    |                    |               |                    |
|                                 | <b>Iloilo</b>                              | <b>45,500,000</b>  | <b>35,000,000</b>  |               | <b>80,500,000</b>  |
|                                 | Anilao Super Health Center                 | 6,500,000          | 5,000,000          |               | 11,500,000         |
|                                 | Carlez Super Health Center                 | 6,500,000          | 5,000,000          |               | 11,500,000         |
|                                 | Igbaras Super Health Center                | 6,500,000          | 5,000,000          |               | 11,500,000         |
|                                 | Maasin Super Health Center                 | 6,500,000          | 5,000,000          |               | 11,500,000         |
|                                 | Pavia Super Health Center                  | 6,500,000          | 5,000,000          |               | 11,500,000         |
|                                 | San Joaquin Super Health Center            | 6,500,000          | 5,000,000          |               | 11,500,000         |
|                                 | Sara Super Health Center                   | 6,500,000          | 5,000,000          |               | 11,500,000         |
|                                 |  |                    |                    |               |                    |
|                                 | <b>Iloilo City</b>                         | <b>6,500,000</b>   | <b>5,000,000</b>   |               | <b>11,500,000</b>  |
|                                 | Iloilo City Super Health Center            | 6,500,000          | 5,000,000          |               | 11,500,000         |
|                                 |  |                    |                    |               |                    |
|                                 | <b>Negros Occidental</b>                   | <b>39,000,000</b>  | <b>30,000,000</b>  |               | <b>69,000,000</b>  |
|                                 | Bago Super Health Center                   | 6,500,000          | 5,000,000          |               | 11,500,000         |
|                                 | Cadiz City Super Health Center             | 6,500,000          | 5,000,000          |               | 11,500,000         |
|                                 | Cauayan Super Health Center                | 6,500,000          | 5,000,000          |               | 11,500,000         |
|                                 | Himalayan City Super Health Center         | 6,500,000          | 5,000,000          |               | 11,500,000         |
|                                 | San Carlos City Super Health Center        | 6,500,000          | 5,000,000          |               | 11,500,000         |
|                                 | Talisay Super Health Center                | 6,500,000          | 5,000,000          |               | 11,500,000         |

| Facilities and Name of Projects |                        |                                    | Infrastructure     | Medical Equipment | Motor Vehicle | Total              |
|---------------------------------|------------------------|------------------------------------|--------------------|-------------------|---------------|--------------------|
|                                 |                        |                                    |                    |                   |               |                    |
|                                 |                        |                                    |                    |                   |               |                    |
| <b>Region VII</b>               |                        |                                    | <b>120,500,000</b> | <b>85,000,000</b> |               | <b>205,500,000</b> |
|                                 |                        |                                    |                    |                   |               |                    |
|                                 | <b>Bohol</b>           |                                    | <b>36,000,000</b>  | <b>20,000,000</b> |               | <b>56,000,000</b>  |
|                                 |                        | Buenavista Super Health Center     | 6,500,000          | 5,000,000         |               | 11,500,000         |
|                                 |                        | Candijay Super Health Center       | 6,500,000          | 5,000,000         |               | 11,500,000         |
|                                 |                        | Dauis Super Health Center          | 6,500,000          | 5,000,000         |               | 11,500,000         |
|                                 |                        | Sagbayan Super Health Center       | 6,500,000          | 5,000,000         |               | 11,500,000         |
|                                 |                        | Talibon Super Health Center        | 10,000,000         |                   |               | 10,000,000         |
|                                 |                        |                                    |                    |                   |               |                    |
|                                 | <b>Cebu</b>            |                                    | <b>58,500,000</b>  | <b>45,000,000</b> |               | <b>103,500,000</b> |
|                                 |                        | Bogo City Super Health Center      | 6,500,000          | 5,000,000         |               | 11,500,000         |
|                                 |                        | Borbon Super Health Center         | 6,500,000          | 5,000,000         |               | 11,500,000         |
|                                 |                        | Cordova Super Health Center        | 6,500,000          | 5,000,000         |               | 11,500,000         |
|                                 |                        | Danao Super Health Center          | 6,500,000          | 5,000,000         |               | 11,500,000         |
|                                 |                        | Lapu Lapu Super Health Center      | 6,500,000          | 5,000,000         |               | 11,500,000         |
|                                 |                        | Mandaue Super Health Center        | 6,500,000          | 5,000,000         |               | 11,500,000         |
|                                 |                        | Moalboal Super Health Center       | 6,500,000          | 5,000,000         |               | 11,500,000         |
|                                 |                        | Samboan Super Health Center        | 6,500,000          | 5,000,000         |               | 11,500,000         |
|                                 |                        | San Francisco Super Health Center  | 6,500,000          | 5,000,000         |               | 11,500,000         |
|                                 |                        |                                    |                    |                   |               |                    |
|                                 | <b>Negros Oriental</b> |                                    | <b>6,500,000</b>   | <b>5,000,000</b>  |               | <b>11,500,000</b>  |
|                                 |                        | Guihulngan Super Health Center     | 6,500,000          | 5,000,000         |               | 11,500,000         |
|                                 |                        |                                    |                    |                   |               |                    |
|                                 | <b>Siquijor</b>        |                                    | <b>19,500,000</b>  | <b>15,000,000</b> |               | <b>34,500,000</b>  |
|                                 |                        | Lazi Super Health Center           | 6,500,000          | 5,000,000         |               | 11,500,000         |
|                                 |                        | San Juan Super Health Center       | 6,500,000          | 5,000,000         |               | 11,500,000         |
|                                 |                        | Siquijor Super Health Center       | 6,500,000          | 5,000,000         |               | 11,500,000         |
|                                 |                        |                                    |                    |                   |               |                    |
| <b>Region VIII</b>              |                        |                                    | <b>97,500,000</b>  | <b>75,000,000</b> |               | <b>172,500,000</b> |
|                                 |                        |                                    |                    |                   |               |                    |
|                                 | <b>Biliran</b>         |                                    | <b>6,500,000</b>   | <b>5,000,000</b>  |               | <b>11,500,000</b>  |
|                                 |                        | Caibiran Super Health Center       | 6,500,000          | 5,000,000         |               | 11,500,000         |
|                                 |                        |                                    |                    |                   |               |                    |
|                                 | <b>Eastern Samar</b>   |                                    | <b>6,500,000</b>   | <b>5,000,000</b>  |               | <b>11,500,000</b>  |
|                                 |                        | Dolores Super Health Center        | 6,500,000          | 5,000,000         |               | 11,500,000         |
|                                 |                        |                                    |                    |                   |               |                    |
|                                 | <b>Leyte</b>           |                                    | <b>45,500,000</b>  | <b>35,000,000</b> |               | <b>80,500,000</b>  |
|                                 |                        | Alang Alang Super Health Center    | 6,500,000          | 5,000,000         |               | 11,500,000         |
|                                 |                        | Bato Super Health Center           | 6,500,000          | 5,000,000         |               | 11,500,000         |
|                                 |                        | Dulag Super Health Center          | 6,500,000          | 5,000,000         |               | 11,500,000         |
|                                 |                        | Kananga Super Health Center        | 6,500,000          | 5,000,000         |               | 11,500,000         |
|                                 |                        | San Isidro Super Health Center     | 6,500,000          | 5,000,000         |               | 11,500,000         |
|                                 |                        | Tolosa Super Health Center         | 6,500,000          | 5,000,000         |               | 11,500,000         |
|                                 |                        | Allen Super Health Center          | 6,500,000          | 5,000,000         |               | 11,500,000         |
|                                 |                        |                                    |                    |                   |               |                    |
|                                 | <b>Northern Samar</b>  |                                    | <b>13,000,000</b>  | <b>10,000,000</b> |               | <b>23,000,000</b>  |
|                                 |                        | Lavesarez Super Health Center      | 6,500,000          | 5,000,000         |               | 11,500,000         |
|                                 |                        | San Roque Super Health Center      | 6,500,000          | 5,000,000         |               | 11,500,000         |
|                                 |                        |                                    |                    |                   |               |                    |
|                                 | <b>Samar</b>           |                                    | <b>13,000,000</b>  | <b>10,000,000</b> |               | <b>23,000,000</b>  |
|                                 |                        | Calbiga Super Health Center        | 6,500,000          | 5,000,000         |               | 11,500,000         |
|                                 |                        | Sta. Margarita Super Health Center | 6,500,000          | 5,000,000         |               | 11,500,000         |
|                                 |                        |                                    |                    |                   |               |                    |
|                                 | <b>Southern Leyte</b>  |                                    | <b>6,500,000</b>   | <b>5,000,000</b>  |               | <b>11,500,000</b>  |
|                                 |                        | San Ricardo Super Health Center    | 6,500,000          | 5,000,000         |               | 11,500,000         |
|                                 |                        |                                    |                    |                   |               |                    |
|                                 | <b>Western Leyte</b>   |                                    | <b>6,500,000</b>   | <b>5,000,000</b>  |               | <b>11,500,000</b>  |
|                                 |                        | Baybay Super Health Center         | 6,500,000          | 5,000,000         |               | 11,500,000         |
|                                 |                        |                                    |                    |                   |               |                    |
| <b>Region IX</b>                |                        |                                    | <b>81,500,000</b>  | <b>55,000,000</b> |               | <b>136,500,000</b> |
|                                 |                        |                                    |                    |                   |               |                    |
|                                 | <b>Basilan</b>         |                                    | <b>6,500,000</b>   | <b>5,000,000</b>  |               | <b>11,500,000</b>  |
|                                 |                        | Isabela City Super Health Center   | 6,500,000          | 5,000,000         |               | 11,500,000         |
|                                 |                        |                                    |                    |                   |               |                    |
|                                 | <b>Zamboanga City</b>  |                                    | <b>13,000,000</b>  | <b>10,000,000</b> |               | <b>23,000,000</b>  |
|                                 |                        | Calarian Super Health Center       | 6,500,000          | 5,000,000         |               | 11,500,000         |
|                                 |                        | Talon Talon Super Health Center    | 6,500,000          | 5,000,000         |               | 11,500,000         |

| Facilities and Name of Projects |                                    | Infrastructure     | Medical Equipment | Motor Vehicle | Total              |
|---------------------------------|------------------------------------|--------------------|-------------------|---------------|--------------------|
|                                 |                                    |                    |                   |               |                    |
|                                 |                                    |                    |                   |               |                    |
|                                 | <b>Zamboanga del Norte</b>         | <b>19,500,000</b>  | <b>15,000,000</b> |               | <b>34,500,000</b>  |
|                                 | Dapitan City Super Health Center   | 6,500,000          | 5,000,000         |               | 11,500,000         |
|                                 | Dipolog City Super Health Center   | 6,500,000          | 5,000,000         |               | 11,500,000         |
|                                 | Labason Super Health Center        | 6,500,000          | 5,000,000         |               | 11,500,000         |
|                                 |                                    |                    |                   |               |                    |
|                                 | <b>Zamboanga del Sur</b>           | <b>19,500,000</b>  | <b>15,000,000</b> |               | <b>34,500,000</b>  |
|                                 | Mahayag Super Health Center        | 6,500,000          | 5,000,000         |               | 11,500,000         |
|                                 | Margosatubig Super Health Center   | 6,500,000          | 5,000,000         |               | 11,500,000         |
|                                 | Pagadian City Super Health Center  | 6,500,000          | 5,000,000         |               | 11,500,000         |
|                                 |                                    |                    |                   |               |                    |
|                                 | <b>Zamboanga Sibugay</b>           | <b>23,000,000</b>  | <b>10,000,000</b> |               | <b>33,000,000</b>  |
|                                 | Kabasalan Super Health Center      | 6,500,000          | 5,000,000         |               | 11,500,000         |
|                                 | Olutanga Super Health Center       | 6,500,000          | 5,000,000         |               | 11,500,000         |
|                                 | Buug Super Health Center           | 10,000,000         |                   |               | 10,000,000         |
|                                 |                                    |                    |                   |               |                    |
| <b>Region X</b>                 |                                    | <b>123,500,000</b> | <b>95,000,000</b> |               | <b>218,500,000</b> |
|                                 |                                    |                    |                   |               |                    |
|                                 | <b>Bukidnon</b>                    | <b>32,500,000</b>  | <b>25,000,000</b> |               | <b>57,500,000</b>  |
|                                 | Kadingilan Super Health Center     | 6,500,000          | 5,000,000         |               | 11,500,000         |
|                                 | Kitaotao Super Health Center       | 6,500,000          | 5,000,000         |               | 11,500,000         |
|                                 | Malaybalay Super Health Center     | 6,500,000          | 5,000,000         |               | 11,500,000         |
|                                 | Pangantucan Super Health Center    | 6,500,000          | 5,000,000         |               | 11,500,000         |
|                                 | Sumilao Super Health Center        | 6,500,000          | 5,000,000         |               | 11,500,000         |
|                                 |                                    |                    |                   |               |                    |
|                                 | <b>Cagayan de Oro</b>              | <b>13,000,000</b>  | <b>10,000,000</b> |               | <b>23,000,000</b>  |
|                                 | Balubal Super Health Center        | 6,500,000          | 5,000,000         |               | 11,500,000         |
|                                 | San Simon Super Health Center      | 6,500,000          | 5,000,000         |               | 11,500,000         |
|                                 |                                    |                    |                   |               |                    |
|                                 | <b>Camiguin</b>                    | <b>13,000,000</b>  | <b>10,000,000</b> |               | <b>23,000,000</b>  |
|                                 | Guinsiliban Super Health Center    | 6,500,000          | 5,000,000         |               | 11,500,000         |
|                                 | Mambajao Super Health Center       | 6,500,000          | 5,000,000         |               | 11,500,000         |
|                                 |                                    |                    |                   |               |                    |
|                                 | <b>Lanao del Norte</b>             | <b>32,500,000</b>  | <b>25,000,000</b> |               | <b>57,500,000</b>  |
|                                 | Del Carmen Super Health Center     | 6,500,000          | 5,000,000         |               | 11,500,000         |
|                                 | Digkilaan Super Health Center      | 6,500,000          | 5,000,000         |               | 11,500,000         |
|                                 | Munai Super Health Center          | 6,500,000          | 5,000,000         |               | 11,500,000         |
|                                 | Sapad Super Health Center          | 6,500,000          | 5,000,000         |               | 11,500,000         |
|                                 | Tagoloan Super Health Center       | 6,500,000          | 5,000,000         |               | 11,500,000         |
|                                 |                                    |                    |                   |               |                    |
|                                 | <b>Misamis Occidental</b>          | <b>19,500,000</b>  | <b>15,000,000</b> |               | <b>34,500,000</b>  |
|                                 | Aloran Super Health Center         | 6,500,000          | 5,000,000         |               | 11,500,000         |
|                                 | Bonifacio Super Health Center      | 6,500,000          | 5,000,000         |               | 11,500,000         |
|                                 | Clarín Super Health Center         | 6,500,000          | 5,000,000         |               | 11,500,000         |
|                                 |                                    |                    |                   |               |                    |
|                                 | <b>Misamis Oriental</b>            | <b>13,000,000</b>  | <b>10,000,000</b> |               | <b>23,000,000</b>  |
|                                 | Binuangan Super Health Center      | 6,500,000          | 5,000,000         |               | 11,500,000         |
|                                 | Libertad Super Health Center       | 6,500,000          | 5,000,000         |               | 11,500,000         |
|                                 |                                    |                    |                   |               |                    |
| <b>Region XI</b>                |                                    | <b>117,000,000</b> | <b>90,000,000</b> |               | <b>207,000,000</b> |
|                                 |                                    |                    |                   |               |                    |
|                                 | <b>Davao City</b>                  | <b>26,000,000</b>  | <b>20,000,000</b> |               | <b>46,000,000</b>  |
|                                 | Davao City Super Health Center 1   | 6,500,000          | 5,000,000         |               | 11,500,000         |
|                                 | Davao City Super Health Center 2   | 6,500,000          | 5,000,000         |               | 11,500,000         |
|                                 | Davao City Super Health Center 3   | 6,500,000          | 5,000,000         |               | 11,500,000         |
|                                 | District 3 Super Health Center     | 6,500,000          | 5,000,000         |               | 11,500,000         |
|                                 |                                    |                    |                   |               |                    |
|                                 | <b>Davao de Oro</b>                | <b>26,000,000</b>  | <b>20,000,000</b> |               | <b>46,000,000</b>  |
|                                 | Davao de Oro Super Health Center 1 | 6,500,000          | 5,000,000         |               | 11,500,000         |
|                                 | Davao de Oro Super Health Center 2 | 6,500,000          | 5,000,000         |               | 11,500,000         |
|                                 | Montevista Super Health Center     | 6,500,000          | 5,000,000         |               | 11,500,000         |
|                                 | Nabuturan Super Health Center      | 6,500,000          | 5,000,000         |               | 11,500,000         |
|                                 |                                    |                    |                   |               |                    |
|                                 | <b>Davao Del Norte</b>             | <b>13,000,000</b>  | <b>10,000,000</b> |               | <b>23,000,000</b>  |
|                                 | IGACOS Super Health Center         | 6,500,000          | 5,000,000         |               | 11,500,000         |
|                                 | Panabo Super Health Center         | 6,500,000          | 5,000,000         |               | 11,500,000         |
|                                 |                                    |                    |                   |               |                    |

| Facilities and Name of Projects |   | Infrastructure     | Medical Equipment  | Motor Vehicle | Total              |
|---------------------------------|---|--------------------|--------------------|---------------|--------------------|
|                                 | <b>Davao del Sur</b>                            | <b>13,000,000</b>  | <b>10,000,000</b>  |               | <b>23,000,000</b>  |
|                                 | Davao del Sur Super Health Center               | 6,500,000          | 5,000,000          |               | 11,500,000         |
|                                 | Digos City Super Health Center                  | 6,500,000          | 5,000,000          |               | 11,500,000         |
|                                 | <b>Davao Occidental</b>                         | <b>13,000,000</b>  | <b>10,000,000</b>  |               | <b>23,000,000</b>  |
|                                 | Davao Occidental 2 Super Health Center          | 6,500,000          | 5,000,000          |               | 11,500,000         |
|                                 | Davao Occidental Super Health Center            | 6,500,000          | 5,000,000          |               | 11,500,000         |
|                                 | <b>Davao Oriental</b>                           | <b>26,000,000</b>  | <b>20,000,000</b>  |               | <b>46,000,000</b>  |
|                                 | Davao Oriental Super Health Center 1            | 6,500,000          | 5,000,000          |               | 11,500,000         |
|                                 | Davao Oriental Super Health Center 2            | 6,500,000          | 5,000,000          |               | 11,500,000         |
|                                 | Manay Super Health Center                       | 6,500,000          | 5,000,000          |               | 11,500,000         |
|                                 | Mati City Super Health Center                   | 6,500,000          | 5,000,000          |               | 11,500,000         |
|                                 | <b>Region XII</b>                               | <b>78,000,000</b>  | <b>60,000,000</b>  |               | <b>138,000,000</b> |
|                                 | <b>Cotabato</b>                                 | <b>26,000,000</b>  | <b>20,000,000</b>  |               | <b>46,000,000</b>  |
|                                 | Arakan Super Health Center                      | 6,500,000          | 5,000,000          |               | 11,500,000         |
|                                 | Banisan Super Health Center                     | 6,500,000          | 5,000,000          |               | 11,500,000         |
|                                 | Kalaisan Super Health Center                    | 6,500,000          | 5,000,000          |               | 11,500,000         |
|                                 | Libungan Super Health Center                    | 6,500,000          | 5,000,000          |               | 11,500,000         |
|                                 | <b>Sarangani</b>                                | <b>13,000,000</b>  | <b>10,000,000</b>  |               | <b>23,000,000</b>  |
|                                 | Glan Super Health Center                        | 6,500,000          | 5,000,000          |               | 11,500,000         |
|                                 | Lomuyon Super Health Center                     | 6,500,000          | 5,000,000          |               | 11,500,000         |
|                                 | <b>South Cotabato</b>                           | <b>13,000,000</b>  | <b>10,000,000</b>  |               | <b>23,000,000</b>  |
|                                 | Lake Sebu Super Health Center                   | 6,500,000          | 5,000,000          |               | 11,500,000         |
|                                 | Tampakan Super Health Center                    | 6,500,000          | 5,000,000          |               | 11,500,000         |
|                                 | <b>Sultan Kudarat</b>                           | <b>26,000,000</b>  | <b>20,000,000</b>  |               | <b>46,000,000</b>  |
|                                 | Bagumbayan Super Health Center                  | 6,500,000          | 5,000,000          |               | 11,500,000         |
|                                 | Columbio Super Health Center                    | 6,500,000          | 5,000,000          |               | 11,500,000         |
|                                 | Isulan Super Health Center                      | 6,500,000          | 5,000,000          |               | 11,500,000         |
|                                 | Tacurong City Super Health Center               | 6,500,000          | 5,000,000          |               | 11,500,000         |
|                                 | <b>Region XIII</b>                              | <b>143,000,000</b> | <b>110,000,000</b> |               | <b>253,000,000</b> |
|                                 | <b>Agusan del Norte</b>                         | <b>13,000,000</b>  | <b>10,000,000</b>  |               | <b>23,000,000</b>  |
|                                 | Ampayon Butuan City Super Health Center         | 6,500,000          | 5,000,000          |               | 11,500,000         |
|                                 | Santiago Super Health Center                    | 6,500,000          | 5,000,000          |               | 11,500,000         |
|                                 | <b>Agusan del Sur</b>                           | <b>32,500,000</b>  | <b>25,000,000</b>  |               | <b>57,500,000</b>  |
|                                 | Esperanza Super Health Center                   | 6,500,000          | 5,000,000          |               | 11,500,000         |
|                                 | San Marcelino Bayugan Super Health Center       | 6,500,000          | 5,000,000          |               | 11,500,000         |
|                                 | Sibagat Health Center                           | 6,500,000          | 5,000,000          |               | 11,500,000         |
|                                 | Sta. Josefa Health Center                       | 6,500,000          | 5,000,000          |               | 11,500,000         |
|                                 | Trento Super Health Center                      | 6,500,000          | 5,000,000          |               | 11,500,000         |
|                                 | <b>Dinagat Islands</b>                          | <b>13,000,000</b>  | <b>10,000,000</b>  |               | <b>23,000,000</b>  |
|                                 | Cagdianao Super Health Center                   | 6,500,000          | 5,000,000          |               | 11,500,000         |
|                                 | Loreto Super Health Center                      | 6,500,000          | 5,000,000          |               | 11,500,000         |
|                                 | <b>Surigao del Norte</b>                        | <b>58,500,000</b>  | <b>45,000,000</b>  |               | <b>103,500,000</b> |
|                                 | Alegria Super Health Center                     | 6,500,000          | 5,000,000          |               | 11,500,000         |
|                                 | Canlanipa Surigao City Super Health Center      | 6,500,000          | 5,000,000          |               | 11,500,000         |
|                                 | Claver Super Health Center                      | 6,500,000          | 5,000,000          |               | 11,500,000         |
|                                 | Dapa Super Health Center                        | 6,500,000          | 5,000,000          |               | 11,500,000         |
|                                 | Del Carmen Super Health Center                  | 6,500,000          | 5,000,000          |               | 11,500,000         |
|                                 | General Luna Siargao Island Super Health Center | 6,500,000          | 5,000,000          |               | 11,500,000         |
|                                 | San Benito Super Health Center                  | 6,500,000          | 5,000,000          |               | 11,500,000         |
|                                 | Socorro Super Health Center                     | 6,500,000          | 5,000,000          |               | 11,500,000         |
|                                 | Taft Surigao City Super Health Center           | 6,500,000          | 5,000,000          |               | 11,500,000         |

| Facilities and Name of Projects |  |  | Infrastructure    | Medical Equipment | Motor Vehicle      | Total              |
|---------------------------------|--|--|-------------------|-------------------|--------------------|--------------------|
|                                 |  |  |                   |                   |                    |                    |
|                                 |  | <b>Surigao del Sur</b>   | <b>26,000,000</b> | <b>20,000,000</b> |                    | <b>46,000,000</b>  |
|                                 |  | Cantilan Super Health Center                                   | 6,500,000         | 5,000,000         |                    | 11,500,000         |
|                                 |  | Hinatuan Super Health Center                                   | 6,500,000         | 5,000,000         |                    | 11,500,000         |
|                                 |  | Lianga Super Health Center                                     | 6,500,000         | 5,000,000         |                    | 11,500,000         |
|                                 |  | Lingig Super Health Center                                     | 6,500,000         | 5,000,000         |                    | 11,500,000         |
|                                 |  |  |                   |                   |                    |                    |
|                                 |  | <b>BARMM</b>   | <b>10,000,000</b> |                   |                    | <b>10,000,000</b>  |
|                                 |  |  |                   |                   |                    |                    |
|                                 |  | <b>Basilan</b>   | <b>10,000,000</b> |                   |                    | <b>10,000,000</b>  |
|                                 |  | Isabela City Super Health Center                               | 10,000,000        |                   |                    | 10,000,000         |
|                                 |  |  |                   |                   |                    |                    |
|                                 |  | <b>8. Temporary Treatment and Monitoring Facilities (TTMF)</b> | <b>51,500,000</b> | <b>14,300,000</b> |                    | <b>65,800,000</b>  |
|                                 |  |  |                   |                   |                    |                    |
|                                 |  | <b>Region III</b>  | <b>10,000,000</b> |                   |                    | <b>10,000,000</b>  |
|                                 |  |  |                   |                   |                    |                    |
|                                 |  | <b>Nueva Ecija</b>   | <b>10,000,000</b> |                   |                    | <b>10,000,000</b>  |
|                                 |  | San Jose City Temporary Treatment and Monitoring Facilities    | 10,000,000        |                   |                    | 10,000,000         |
|                                 |  |  |                   |                   |                    |                    |
|                                 |  | <b>Region X</b>  | <b>40,000,000</b> | <b>14,000,000</b> |                    | <b>54,000,000</b>  |
|                                 |  |  |                   |                   |                    |                    |
|                                 |  | <b>Bukidnon</b>  | <b>20,000,000</b> | <b>6,000,000</b>  |                    | <b>26,000,000</b>  |
|                                 |  | Manolo Fortich Temporary Treatment and Monitoring Facilities   | 10,000,000        | 3,000,000         |                    | 13,000,000         |
|                                 |  | Maramag Temporary Treatment and Monitoring Facilities          | 10,000,000        | 3,000,000         |                    | 13,000,000         |
|                                 |  |  |                   |                   |                    |                    |
|                                 |  | <b>Misamis Oriental</b>  | <b>20,000,000</b> | <b>8,000,000</b>  |                    | <b>28,000,000</b>  |
|                                 |  | Alubijid Isolation with Dormitory                              | 5,000,000         | 2,000,000         |                    | 7,000,000          |
|                                 |  | Claveria Isolation with Dormitory                              | 5,000,000         | 2,000,000         |                    | 7,000,000          |
|                                 |  | Jasaan Isolation with Dormitory                                | 5,000,000         | 2,000,000         |                    | 7,000,000          |
|                                 |  | Villanueva Isolation with Dormitory                            | 5,000,000         | 2,000,000         |                    | 7,000,000          |
|                                 |  |  |                   |                   |                    |                    |
|                                 |  | <b>Region XII</b>  | <b>1,500,000</b>  | <b>300,000</b>    |                    | <b>1,800,000</b>   |
|                                 |  |  |                   |                   |                    |                    |
|                                 |  | <b>Cotabato</b>  | <b>1,500,000</b>  | <b>300,000</b>    |                    | <b>1,800,000</b>   |
|                                 |  | Kidapawan City Temporary Treatment and Monitoring Facilities   | 1,500,000         | 300,000           |                    | 1,800,000          |
|                                 |  |  |                   |                   |                    |                    |
|                                 |  | <b>9. Provision of Motor Vehicle</b>                           |                   |                   | <b>273,000,000</b> | <b>273,000,000</b> |
|                                 |  |  |                   |                   |                    |                    |
|                                 |  | <b>NCR</b>   |                   |                   | <b>218,000,000</b> | <b>218,000,000</b> |
|                                 |  |  |                   |                   |                    |                    |
|                                 |  | <b>Central Office</b>  |                   |                   | <b>210,000,000</b> | <b>210,000,000</b> |
|                                 |  |  |                   |                   |                    |                    |
|                                 |  | <b>City of Manila</b>  |                   |                   | <b>5,500,000</b>   | <b>5,500,000</b>   |
|                                 |  | Barangay 532 Zone 53   |                   |                   | 3,000,000          | 3,000,000          |
|                                 |  | City of Manila   |                   |                   | 2,500,000          | 2,500,000          |
|                                 |  |  |                   |                   |                    |                    |
|                                 |  | <b>Parañaque City</b>  |                   |                   | <b>2,500,000</b>   | <b>2,500,000</b>   |
|                                 |  | Brgy. La Huerta, Parañaque                                     |                   |                   | 2,500,000          | 2,500,000          |
|                                 |  |  |                   |                   |                    |                    |
|                                 |  | <b>Region I</b>  |                   |                   | <b>2,500,000</b>   | <b>2,500,000</b>   |
|                                 |  |  |                   |                   |                    |                    |
|                                 |  | <b>Pangasinan</b>  |                   |                   | <b>2,500,000</b>   | <b>2,500,000</b>   |
|                                 |  | Municipality of Agno   |                   |                   | 2,500,000          | 2,500,000          |
|                                 |  |  |                   |                   |                    |                    |
|                                 |  | <b>Region III</b>  |                   |                   | <b>5,000,000</b>   | <b>5,000,000</b>   |
|                                 |  |  |                   |                   |                    |                    |
|                                 |  | <b>Tarlac</b>  |                   |                   | <b>2,500,000</b>   | <b>2,500,000</b>   |
|                                 |  | Municipality of Ramos  |                   |                   | 2,500,000          | 2,500,000          |
|                                 |  |  |                   |                   |                    |                    |
|                                 |  | <b>Bulacan</b>   |                   |                   | <b>2,500,000</b>   | <b>2,500,000</b>   |
|                                 |  | Municipality of Marilao  |                   |                   | 2,500,000          | 2,500,000          |
|                                 |  |  |                   |                   |                    |                    |
|                                 |  | <b>Region IV-A</b>   |                   |                   | <b>2,500,000</b>   | <b>2,500,000</b>   |
|                                 |  |  |                   |                   |                    |                    |



| Facilities and Name of Projects |                        |                               | Infrastructure | Medical Equipment | Motor Vehicle     | Total             |
|---------------------------------|------------------------|-------------------------------|----------------|-------------------|-------------------|-------------------|
|                                 |                        |                               |                |                   |                   |                   |
|                                 | <b>Laguna</b>          |                               |                |                   | <u>2,500,000</u>  | <u>2,500,000</u>  |
|                                 |                        | Municipality of San Pablo     |                |                   | 2,500,000         | 2,500,000         |
|                                 |                        |                               |                |                   |                   |                   |
|                                 | <b>Region IV-B</b>     |                               |                |                   | <u>7,500,000</u>  | <u>7,500,000</u>  |
|                                 |                        |                               |                |                   |                   |                   |
|                                 | <b>Palawan</b>         |                               |                |                   | <u>2,500,000</u>  | <u>2,500,000</u>  |
|                                 |                        | Municipality of Narra         |                |                   | 2,500,000         | 2,500,000         |
|                                 |                        |                               |                |                   |                   |                   |
|                                 | <b>Romblon</b>         |                               |                |                   | <u>2,500,000</u>  | <u>2,500,000</u>  |
|                                 |                        | Province of Romblon           |                |                   | 2,500,000         | 2,500,000         |
|                                 |                        |                               |                |                   |                   |                   |
|                                 | <b>Marinduque</b>      |                               |                |                   | <u>2,500,000</u>  | <u>2,500,000</u>  |
|                                 |                        | Municipality of Torrijos      |                |                   | 2,500,000         | 2,500,000         |
|                                 |                        |                               |                |                   |                   |                   |
|                                 | <b>Region V</b>        |                               |                |                   | <u>2,500,000</u>  | <u>2,500,000</u>  |
|                                 |                        |                               |                |                   |                   |                   |
|                                 | <b>Masbate</b>         |                               |                |                   | <u>2,500,000</u>  | <u>2,500,000</u>  |
|                                 |                        | Municipality of Pio V. Cruz   |                |                   | 2,500,000         | 2,500,000         |
|                                 |                        |                               |                |                   |                   |                   |
|                                 | <b>Region VI</b>       |                               |                |                   | <u>7,500,000</u>  | <u>7,500,000</u>  |
|                                 |                        |                               |                |                   |                   |                   |
|                                 | <b>Aklan</b>           |                               |                |                   | <u>2,500,000</u>  | <u>2,500,000</u>  |
|                                 |                        | Municipality of Balete        |                |                   | 2,500,000         | 2,500,000         |
|                                 |                        |                               |                |                   |                   |                   |
|                                 | <b>Antique</b>         |                               |                |                   | <u>2,500,000</u>  | <u>2,500,000</u>  |
|                                 |                        | Municipality of Sibalom       |                |                   | 2,500,000         | 2,500,000         |
|                                 |                        |                               |                |                   |                   |                   |
|                                 | <b>Iloilo</b>          |                               |                |                   | <u>2,500,000</u>  | <u>2,500,000</u>  |
|                                 |                        | Municipality of Janiuyay      |                |                   | 2,500,000         | 2,500,000         |
|                                 |                        |                               |                |                   |                   |                   |
|                                 | <b>Region VII</b>      |                               |                |                   | <u>5,000,000</u>  | <u>5,000,000</u>  |
|                                 |                        |                               |                |                   |                   |                   |
|                                 | <b>Northern Samar</b>  |                               |                |                   | <u>2,500,000</u>  | <u>2,500,000</u>  |
|                                 |                        | Municipality of Victoria      |                |                   | 2,500,000         | 2,500,000         |
|                                 |                        |                               |                |                   |                   |                   |
|                                 | <b>Bohol</b>           |                               |                |                   | <u>2,500,000</u>  | <u>2,500,000</u>  |
|                                 |                        | Municipality of Dimiao        |                |                   | 2,500,000         | 2,500,000         |
|                                 |                        |                               |                |                   |                   |                   |
|                                 | <b>Region VIII</b>     |                               |                |                   | <u>2,500,000</u>  | <u>2,500,000</u>  |
|                                 |                        |                               |                |                   |                   |                   |
|                                 | <b>Southern Leyte</b>  |                               |                |                   | <u>2,500,000</u>  | <u>2,500,000</u>  |
|                                 |                        | Municipality of San Francisco |                |                   | 2,500,000         | 2,500,000         |
|                                 |                        |                               |                |                   |                   |                   |
|                                 | <b>Region IX</b>       |                               |                |                   | <u>2,500,000</u>  | <u>2,500,000</u>  |
|                                 |                        |                               |                |                   |                   |                   |
|                                 |                        | Zamboanga del Norte           |                |                   | <u>2,500,000</u>  | <u>2,500,000</u>  |
|                                 |                        | Municipality of Polanco       |                |                   | 2,500,000         | 2,500,000         |
|                                 |                        |                               |                |                   |                   |                   |
|                                 | <b>Region X</b>        |                               |                |                   | <u>5,000,000</u>  | <u>5,000,000</u>  |
|                                 |                        |                               |                |                   |                   |                   |
|                                 | <b>Bukidnon</b>        |                               |                |                   | <u>2,500,000</u>  | <u>2,500,000</u>  |
|                                 |                        | Municipality of Kadingilan    |                |                   | 2,500,000         | 2,500,000         |
|                                 |                        |                               |                |                   |                   |                   |
|                                 | <b>Lanao del Norte</b> |                               |                |                   | <u>2,500,000</u>  | <u>2,500,000</u>  |
|                                 |                        | Municipality of Baroy         |                |                   | 2,500,000         | 2,500,000         |
|                                 |                        |                               |                |                   |                   |                   |
|                                 | <b>Region XI</b>       |                               |                |                   | <u>2,500,000</u>  | <u>2,500,000</u>  |
|                                 |                        |                               |                |                   |                   |                   |
|                                 | <b>Davao Oriental</b>  |                               |                |                   | <u>2,500,000</u>  | <u>2,500,000</u>  |
|                                 |                        | Municipality of Lupon         |                |                   | 2,500,000         | 2,500,000         |
|                                 |                        |                               |                |                   |                   |                   |
|                                 | <b>Region XIII</b>     |                               |                |                   | <u>10,000,000</u> | <u>10,000,000</u> |
|                                 |                        |                               |                |                   |                   |                   |
|                                 | <b>Agusan del Sur</b>  |                               |                |                   | <u>5,000,000</u>  | <u>5,000,000</u>  |
|                                 |                        | Municipality of Trento        |                |                   | 2,500,000         | 2,500,000         |

| Facilities and Name of Projects |  |                           | Infrastructure        | Medical Equipment    | Motor Vehicle        | Total                 |
|---------------------------------|--|---------------------------|-----------------------|----------------------|----------------------|-----------------------|
|                                 |  |                           |                       |                      |                      |                       |
|                                 |  | Municipality of Marihatag |                       |                      | 2,500,000            | 2,500,000             |
|                                 |  |                           |                       |                      |                      |                       |
|                                 |  | <b>Surigao del Norte</b>  |                       |                      | <b>2,500,000</b>     | <b>2,500,000</b>      |
|                                 |  | Municipality of Claver    |                       |                      | 2,500,000            | 2,500,000             |
|                                 |  |                           |                       |                      |                      |                       |
|                                 |  | <b>Surigao del Sur</b>    |                       |                      | <b>2,500,000</b>     | <b>2,500,000</b>      |
|                                 |  | Municipality of Carmen    |                       |                      | 2,500,000            | 2,500,000             |
|                                 |  |                           |                       |                      |                      |                       |
|                                 |  | <b>GRAND TOTAL</b>        | <b>13,703,555,000</b> | <b>8,007,012,000</b> | <b>1,284,000,000</b> | <b>22,994,567,000</b> |
|                                 |  |                           |                       |                      |                      |                       |



**LIST OF BENEFICIARIES OF THE SUPPORT TO  
THE BARANGAY DEVELOPMENT PROGRAM  
OF THE NATIONAL TASK FORCE TO END  
LOCAL COMMUNIST ARMED CONFLICT  
(NTF-ELCAC)**

**LIST OF BENEFICIARIES OF THE SUPPORT TO THE BARANGAY DEVELOPMENT PROGRAM  
OF THE NATIONAL TASK FORCE TO END LOCAL COMMUNIST ARMED CONFLICT (NTF-ELCAC)**

|    | REGION | PROVINCE          | CITY / MUNICIPALITY | BARANGAYS      |
|----|--------|-------------------|---------------------|----------------|
| 1  | CAR    | Abra              | Lacub               | Buneg          |
| 2  | CAR    | Abra              | Lacub               | Guinguinabang  |
| 3  | CAR    | Abra              | Lacub               | Pacoc          |
| 4  | CAR    | Abra              | Malibcong           | Gacab          |
| 5  | CAR    | Abra              | Malibcong           | Lat-ey         |
| 6  | CAR    | Abra              | Malibcong           | Mataragan      |
| 7  | CAR    | Abra              | Malibcong           | Umnay          |
| 8  | CAR    | Abra              | Pilar               | Gapang         |
| 9  | CAR    | Abra              | Pilar               | Nagcanasan     |
| 10 | CAR    | Abra              | Pilar               | Ocup           |
| 11 | CAR    | Abra              | Tubo                | Kili           |
| 12 | CAR    | Ifugao            | Asipulo             | Camandag       |
| 13 | CAR    | Ifugao            | Asipulo             | Namal          |
| 14 | CAR    | Ifugao            | Asipulo             | Pula           |
| 15 | CAR    | Ifugao            | Asipulo             | Cawayan        |
| 16 | CAR    | Ifugao            | Tinoc               | Binablayan     |
| 17 | CAR    | Ifugao            | Tinoc               | Danggo         |
| 18 | CAR    | Ifugao            | Tinoc               | Luhong         |
| 19 | CAR    | Ifugao            | Tinoc               | Tokucan        |
| 20 | CAR    | Ifugao            | Tinoc               | Wangwang       |
| 21 | CAR    | Ifugao            | Tinoc               | Gumhang        |
| 22 | CAR    | Kalinga           | Pinukpuk            | Apatan         |
| 23 | CAR    | Kalinga           | Pinukpuk            | Ba-ay          |
| 24 | CAR    | Kalinga           | Pinukpuk            | Limos          |
| 25 | CAR    | Mountain Province | Banko               | Bagnen Oriente |
| 26 | CAR    | Mountain Province | Banko               | Bagnen Proper  |
| 27 | CAR    | Mountain Province | Banko               | Balintangan    |
| 28 | CAR    | Mountain Province | Bontoc              | Dalican        |
| 29 | CAR    | Mountain Province | Bontoc              | Guinaang       |
| 30 | CAR    | Mountain Province | Bontoc              | Mainit         |
| 31 | CAR    | Mountain Province | Sadanga             | Belwang        |
| 32 | CAR    | Mountain Province | Sadanga             | Annabel        |
| 33 | CAR    | Mountain Province | Sadanga             | Bekigan        |
| 34 | CAR    | Mountain Province | Sadanga             | Demang         |
| 35 | CAR    | Mountain Province | Sadanga             | Sacasacan      |
| 36 | CAR    | Mountain Province | Sadanga             | Saclit         |
| 37 | CAR    | Mountain Province | Sagada              | Aguid          |
| 38 | CAR    | Mountain Province | Sagada              | Fidelisan      |
| 39 | CAR    | Mountain Province | Sagada              | Angkileng      |
| 40 | CAR    | Mountain Province | Sagada              | Bangaan        |
| 41 | CAR    | Mountain Province | Sagada              | Madongo        |
| 42 | CAR    | Mountain Province | Sagada              | Pide           |

|    | REGION | PROVINCE     | CITY/MUNICIPALITY | BARANGAYS                    |
|----|--------|--------------|-------------------|------------------------------|
| 43 | I      | Ilocos Norte | Bangui            | Payac                        |
| 44 | I      | Ilocos Norte | Marcos            | Cacafean                     |
| 45 | I      | Ilocos Sur   | Burgos            | Lubing                       |
| 46 | I      | Ilocos Sur   | Burgos            | Luna                         |
| 47 | I      | Ilocos Sur   | Candon City       | Bugnay                       |
| 48 | I      | Ilocos Sur   | Candon City       | Tablac                       |
| 49 | I      | Ilocos Sur   | Galimuyod         | Legaspi                      |
| 50 | I      | Ilocos Sur   | Nagbukel          | Bandril                      |
| 51 | I      | Ilocos Sur   | Nagbukel          | Lapting                      |
| 52 | I      | Ilocos Sur   | Nagbukel          | Taleb                        |
| 53 | I      | Ilocos Sur   | Narvacan          | Lanipao                      |
| 54 | I      | Ilocos Sur   | Narvacan          | Cadacad (Sitio Barangobong)  |
| 55 | I      | Ilocos Sur   | Narvacan          | Marozo (Sitio Mata)          |
| 56 | I      | Ilocos Sur   | Narvacan          | Sucoc                        |
| 57 | I      | Ilocos Sur   | Salcedo           | San Tiburcio                 |
| 58 | I      | Ilocos Sur   | Salcedo           | Lucbuban                     |
| 59 | I      | Ilocos Sur   | Salcedo           | Sorioan                      |
| 60 | I      | Ilocos Sur   | Salcedo           | Ubbog                        |
| 61 | I      | Ilocos Sur   | Santiago          | Al-aludig                    |
| 62 | I      | Ilocos Sur   | Santiago          | Salincub                     |
| 63 | I      | Ilocos Sur   | Sta Cruz          | Camanggaan                   |
| 64 | I      | Ilocos Sur   | Sta Cruz          | San Antonio                  |
| 65 | I      | Ilocos Sur   | Sta Cruz          | San Jose                     |
| 66 | I      | Ilocos Sur   | Sta Cruz          | Pidpid (Sitio Linggawa)      |
| 67 | I      | Ilocos Sur   | Sta Lucia         | Buliclic                     |
| 68 | I      | Ilocos Sur   | Sta Lucia         | Conconig East                |
| 69 | I      | Ilocos Sur   | Sta Lucia         | Suagayan                     |
| 70 | I      | Ilocos Sur   | Sta Maria         | Baballasioan                 |
| 71 | I      | Ilocos Sur   | Suyo              | Poblacion (Sitio Kimpatubog) |
| 72 | I      | La Union     | San Gabriel       | Balbalayang                  |
| 73 | I      | La Union     | Sudipen           | Duplas                       |
| 74 | I      | Pangasinan   | Mangatarem        | Muelang                      |
| 75 | I      | Pangasinan   | San Nicolas       | Malico                       |
| 76 | II     | Cagayan      | Allacapan         | Binubongan                   |
| 77 | II     | Cagayan      | Allacapan         | Dalayap                      |
| 78 | II     | Cagayan      | Allacapan         | San Juan                     |
| 79 | II     | Cagayan      | Allacapan         | Tubel                        |
| 80 | II     | Cagayan      | Baggao            | Asing-via                    |
| 81 | II     | Cagayan      | Lallo             | Bangag                       |
| 82 | II     | Cagayan      | Lasam             | Cabatacan West               |
| 83 | II     | Cagayan      | Lasam             | Magsaysay                    |
| 84 | II     | Cagayan      | Lasam             | Cabatacan East               |
| 85 | II     | Cagayan      | Lasam             | Peru                         |
| 86 | II     | Cagayan      | Rizal             | Bural                        |
| 87 | II     | Cagayan      | Rizal             | Masi                         |
| 88 | II     | Cagayan      | Rizal             | San Juan                     |

|     | REGION | PROVINCE | CITY/MUNICIPALITY | BARANGAYS             |
|-----|--------|----------|-------------------|-----------------------|
| 89  | II     | Cagayan  | Sto Niño (Faire)  | Abariongan Uneg       |
| 90  | II     | Cagayan  | Sto Niño (Faire)  | Calassitan            |
| 91  | II     | Cagayan  | Sto Niño (Faire)  | Mapitac               |
| 92  | II     | Cagayan  | Sto Niño (Faire)  | Niug Norte            |
| 93  | II     | Cagayan  | Sto Niño (Faire)  | Tammuco               |
| 94  | II     | Isabela  | Benito Soliven    | Andabuen              |
| 95  | II     | Isabela  | Benito Soliven    | Balliao               |
| 96  | II     | Isabela  | Benito Soliven    | Capuseran             |
| 97  | II     | Isabela  | Benito Soliven    | Guilingan             |
| 98  | II     | Isabela  | Benito Soliven    | Nacalma               |
| 99  | II     | Isabela  | Echague           | Benguet               |
| 100 | II     | Isabela  | Echague           | Diasan                |
| 101 | II     | Isabela  | Echague           | Dicaraoyan            |
| 102 | II     | Isabela  | Echague           | Mabbayad              |
| 103 | II     | Isabela  | Echague           | San Carlos            |
| 104 | II     | Isabela  | Echague           | San Miguel            |
| 105 | II     | Isabela  | Iligan City       | Sindon Bayabo         |
| 106 | II     | Isabela  | Jones             | Napaliong             |
| 107 | II     | Isabela  | Jones             | Dicamay Uno           |
| 108 | II     | Isabela  | Jones             | Dicamay Dos           |
| 109 | II     | Isabela  | Jones             | Minuri                |
| 110 | II     | Isabela  | Jones             | Namnama               |
| 111 | II     | Isabela  | Jones             | Sta Isabel            |
| 112 | II     | Isabela  | Jones             | Sto Domingo           |
| 113 | II     | Isabela  | Jones             | Villa Bello           |
| 114 | II     | Isabela  | San Agustin       | Palacian              |
| 115 | II     | Isabela  | San Guillermo     | Aringay               |
| 116 | II     | Isabela  | San Guillermo     | Dingading             |
| 117 | II     | Isabela  | San Guillermo     | San Francisco Sur     |
| 118 | II     | Isabela  | San Guillermo     | Sinalugan             |
| 119 | II     | Isabela  | San Mariano       | Disulap               |
| 120 | II     | Isabela  | San Mariano       | Gangalan              |
| 121 | II     | Isabela  | San Mariano       | Macayucayu            |
| 122 | II     | Isabela  | San Mariano       | Balagan               |
| 123 | II     | Isabela  | San Mariano       | Buyasan               |
| 124 | II     | Isabela  | San Mariano       | Cadsalan              |
| 125 | II     | Isabela  | San Mariano       | Daragutan East        |
| 126 | II     | Isabela  | San Mariano       | Daragutan West        |
| 127 | II     | Isabela  | San Mariano       | Del Pilar             |
| 128 | II     | Isabela  | San Mariano       | Dibuluan              |
| 129 | II     | Isabela  | San Mariano       | Dicamay               |
| 130 | II     | Isabela  | San Mariano       | Ibujan                |
| 131 | II     | Isabela  | San Mariano       | Libertad              |
| 132 | II     | Isabela  | San Mariano       | Minanga (Sitio Bigao) |
| 133 | II     | Isabela  | San Mariano       | Panninan              |
| 134 | II     | Isabela  | San Mariano       | Tappa                 |

|     | REGION | PROVINCE      | CITY/MUNICIPALITY | BARANGAYS                 |
|-----|--------|---------------|-------------------|---------------------------|
| 135 | II     | Isabela       | San Mariano       | Ueg                       |
| 136 | II     | Nueva Vizcaya | Alfonso Castaneda | Lublub                    |
| 137 | II     | Nueva Vizcaya | Ambaguio          | Ammoweg                   |
| 138 | II     | Nueva Vizcaya | Ambaguio          | Camandag                  |
| 139 | II     | Nueva Vizcaya | Ambaguio          | Dulli                     |
| 140 | II     | Nueva Vizcaya | Ambaguio          | Napo                      |
| 141 | II     | Quirino       | Aglipay           | Alicia                    |
| 142 | II     | Quirino       | Aglipay           | Nagabgaben                |
| 143 | II     | Quirino       | Cabarroguis       | Tucod                     |
| 144 | II     | Quirino       | Cabarroguis       | Dibibi                    |
| 145 | II     | Quirino       | Cabarroguis       | Dingasan                  |
| 146 | II     | Quirino       | Cabarroguis       | Eden                      |
| 147 | II     | Quirino       | Maddela           | Cabua-an                  |
| 148 | II     | Quirino       | Maddela           | San Martin                |
| 149 | II     | Quirino       | Maddela           | Sto Niño                  |
| 150 | II     | Quirino       | Maddela           | Villa Gracia              |
| 151 | II     | Quirino       | Maddela           | Ysmael                    |
| 152 | II     | Quirino       | Nagtipunan        | Dissimungal               |
| 153 | II     | Quirino       | Nagtipunan        | Sangbay                   |
| 154 | II     | Quirino       | Nagtipunan        | Anak                      |
| 155 | II     | Quirino       | Nagtipunan        | Landingan                 |
| 156 | II     | Quirino       | Nagtipunan        | San Ramos                 |
| 157 | II     | Quirino       | Nagtipunan        | Wasid                     |
| 158 | III    | Aurora        | Maria Aurora      | Bayanihan                 |
| 159 | III    | Aurora        | Maria Aurora      | Bazal                     |
| 160 | III    | Aurora        | Maria Aurora      | Cadayacan                 |
| 161 | III    | Aurora        | Maria Aurora      | Diaat                     |
| 162 | III    | Aurora        | Maria Aurora      | Dianawan (Sitio Hiltop)   |
| 163 | III    | Aurora        | San Luis          | Dikapinisan               |
| 164 | III    | Aurora        | San Luis          | Dimanayat                 |
| 165 | III    | Aurora        | San Luis          | Diteki                    |
| 166 | III    | Aurora        | San Luis          | Ditumabo                  |
| 167 | III    | Aurora        | San Luis          | L. Pimentel               |
| 168 | III    | Nueva Ecija   | Aliaga            | Bibiclat                  |
| 169 | III    | Nueva Ecija   | Aliaga            | Bukot                     |
| 170 | III    | Nueva Ecija   | Aliaga            | San Eustacio              |
| 171 | III    | Nueva Ecija   | Bongabon          | Antipolo (Sitio Batangas) |
| 172 | III    | Nueva Ecija   | Bongabon          | Labi                      |
| 173 | III    | Nueva Ecija   | Bongabon          | Pesa                      |
| 174 | III    | Nueva Ecija   | Carranglan        | Bunga (Sitio Tapil)       |
| 175 | III    | Nueva Ecija   | Carranglan        | Burgos (Sitio Botolan)    |
| 176 | III    | Nueva Ecija   | Carranglan        | Gen Luna (Sitio Abebeg)   |
| 177 | III    | Nueva Ecija   | Carranglan        | Joson                     |
| 178 | III    | Nueva Ecija   | Carranglan        | Puncan (Sitio Lahud)      |
| 179 | III    | Nueva Ecija   | Carranglan        | TL Padilla                |
| 180 | III    | Nueva Ecija   | Gabaldon          | Calabasa                  |



|     | REGION | PROVINCE    | CITY/MUNICIPALITY | BARANGAYS                    |
|-----|--------|-------------|-------------------|------------------------------|
| 181 | III    | Nueva Ecija | Gabaldon          | Ligaya                       |
| 182 | III    | Nueva Ecija | Gabaldon          | Malinao                      |
| 183 | III    | Nueva Ecija | Gabaldon          | Sawmill                      |
| 184 | III    | Nueva Ecija | Laur              | San Fernando (Sorgue)        |
| 185 | III    | Nueva Ecija | Laur              | Siclong                      |
| 186 | III    | Nueva Ecija | Licab             | San Jose                     |
| 187 | III    | Nueva Ecija | Licab             | Sta Maria                    |
| 188 | III    | Nueva Ecija | Pantabangan       | Cadaclan (Sitio Kaitahan)    |
| 189 | III    | Nueva Ecija | Pantabangan       | Fatima (Sitio Neneng)        |
| 190 | III    | Nueva Ecija | Pantabangan       | Malbang                      |
| 191 | III    | Nueva Ecija | Pantabangan       | Poblacion (Sitio Lower Tuli) |
| 192 | III    | Nueva Ecija | Pantabangan       | Sampaloc (So Bayabas)        |
| 193 | III    | Nueva Ecija | Pantabangan       | Villarica                    |
| 194 | III    | Nueva Ecija | Quezon            | San Andres 1                 |
| 195 | III    | Nueva Ecija | Quezon            | Santo Cristo                 |
| 196 | III    | Nueva Ecija | Quezon            | Uno (Barangay I)             |
| 197 | III    | Nueva Ecija | Rizal             | Cabucbucan                   |
| 198 | III    | Nueva Ecija | Rizal             | Estrella                     |
| 199 | III    | Zambales    | Botolan           | Cabatuan                     |
| 200 | III    | Zambales    | Botolan           | Maguisguis                   |
| 201 | III    | Zambales    | Botolan           | Nacolcol                     |
| 202 | III    | Zambales    | Botolan           | Poonbato                     |
| 203 | III    | Zambales    | Botolan           | Villar                       |
| 204 | III    | Zambales    | Santa Cruz        | Guisguis                     |
| 205 | IV-A   | Batangas    | Lobo              | Calumpit                     |
| 206 | IV-A   | Batangas    | Nasugbu           | Butucan                      |
| 207 | IV-A   | Batangas    | San Juan          | Laiya-Aplaya                 |
| 208 | IV-A   | Quezon      | Atimonan          | Rizal                        |
| 209 | IV-A   | Quezon      | Atimonan          | Sta Catalina                 |
| 210 | IV-A   | Quezon      | Infanta           | Magsaysay (Sitio Kamagong)   |
| 211 | IV-A   | Quezon      | Lopez             | Cogorin-Ibaba                |
| 212 | IV-A   | Quezon      | Lopez             | Cogorin-Ilaya                |
| 213 | IV-A   | Quezon      | Lopez             | Jongo                        |
| 214 | IV-A   | Quezon      | Lopez             | Pansol                       |
| 215 | IV-A   | Quezon      | Lopez             | San Francisco-B              |
| 216 | IV-A   | Quezon      | Lopez             | Sto Niño Ilaya               |
| 217 | IV-A   | Quezon      | Macalelon         | Vista Hermosa                |
| 218 | IV-A   | Quezon      | Macalelon         | Malabahay                    |
| 219 | IV-A   | Quezon      | Macalelon         | Olongtao-Ilaya               |
| 220 | IV-A   | Quezon      | Macalelon         | San Vicente                  |
| 221 | IV-A   | Quezon      | Mauban            | Cagsiay II                   |
| 222 | IV-A   | Quezon      | Mauban            | Cagsiay III                  |
| 223 | IV-A   | Quezon      | San Francisco     | Casay                        |
| 224 | IV-A   | Quezon      | San Francisco     | Sto Niño                     |
| 225 | IV-A   | Quezon      | San Narciso       | White Clift                  |
| 226 | IV-A   | Quezon      | Tagkawayan        | Bosigon                      |

|     | REGION   | PROVINCE           | CITY/MUNICIPALITY | BARANGAYS      |
|-----|----------|--------------------|-------------------|----------------|
| 227 | IV-A     | Quezon             | Tagkawayan        | Landing        |
| 228 | IV-A     | Quezon             | Tagkawayan        | Maguibuay      |
| 229 | IV-A     | Quezon             | Tagkawayan        | Mapulot        |
| 230 | IV-A     | Quezon             | Tagkawayan        | Casispalan     |
| 231 | IV-A     | Quezon             | Tagkawayan        | Tunton         |
| 232 | IV-A     | Rizal              | Rodriguez         | San Isidro     |
| 233 | IV-A     | Rizal              | San Mateo         | Pintong Bocawe |
| 234 | IV-A     | Rizal              | Tanay             | Daraitan       |
| 235 | IV-A     | Rizal              | Tanay             | Sto Niño       |
| 236 | MIMAROPA | Occidental Mindoro | Abra de Ilog      | Poblacion      |
| 237 | MIMAROPA | Occidental Mindoro | Abra de Ilog      | Sta.Maria      |
| 238 | MIMAROPA | Occidental Mindoro | Calintaan         | Tanyag         |
| 239 | MIMAROPA | Occidental Mindoro | Magsaysay         | Gapasan        |
| 240 | MIMAROPA | Occidental Mindoro | Magsaysay         | Paclolo        |
| 241 | MIMAROPA | Occidental Mindoro | Rizal             | Manoot         |
| 242 | MIMAROPA | Occidental Mindoro | Rizal             | Limlim (Rizal) |
| 243 | MIMAROPA | Occidental Mindoro | Sablayan          | Batong Buhay   |
| 244 | MIMAROPA | Occidental Mindoro | Sablayan          | Pag-asa        |
| 245 | MIMAROPA | Occidental Mindoro | Sablayan          | San Agustin    |
| 246 | MIMAROPA | Occidental Mindoro | San Jose          | Monte Claro    |
| 247 | MIMAROPA | Occidental Mindoro | San Jose          | Naibuan        |
| 248 | MIMAROPA | Oriental Mindoro   | Bongabong         | Lisap          |
| 249 | MIMAROPA | Oriental Mindoro   | Bongabong         | Batangan       |
| 250 | MIMAROPA | Oriental Mindoro   | Bongabong         | Hagan          |
| 251 | MIMAROPA | Oriental Mindoro   | Mansalay          | Balugo         |
| 252 | MIMAROPA | Oriental Mindoro   | Roxas             | San Vicente    |
| 253 | MIMAROPA | Oriental Mindoro   | Socorro           | La Fortuna     |
| 254 | MIMAROPA | Oriental Mindoro   | Socorro           | Ma Concepcion  |
| 255 | MIMAROPA | Palawan            | Bataraza          | Bono Bono      |
| 256 | MIMAROPA | Palawan            | Bataraza          | Inogbong       |
| 257 | MIMAROPA | Palawan            | Bataraza          | Malihud        |
| 258 | MIMAROPA | Palawan            | Bataraza          | Bulalacao      |
| 259 | MIMAROPA | Palawan            | Bataraza          | Culandanum     |
| 260 | MIMAROPA | Palawan            | Bataraza          | Marangas       |
| 261 | MIMAROPA | Palawan            | Bataraza          | Tarusan        |
| 262 | MIMAROPA | Palawan            | Brooke's Point    | Ipilan         |
| 263 | MIMAROPA | Palawan            | Brooke's Point    | Aribungos      |
| 264 | MIMAROPA | Palawan            | Brooke's Point    | Calasaguen     |
| 265 | MIMAROPA | Palawan            | Brooke's Point    | Maasin         |
| 266 | MIMAROPA | Palawan            | Brooke's Point    | Mainit         |
| 267 | MIMAROPA | Palawan            | Brooke's Point    | Malis          |
| 268 | MIMAROPA | Palawan            | Dumaran           | Tanatanaon     |
| 269 | MIMAROPA | Palawan            | Quezon            | Calumpang      |
| 270 | MIMAROPA | Palawan            | Quezon            | Malatgao       |
| 271 | MIMAROPA | Palawan            | Quezon            | Panitian       |
| 272 | MIMAROPA | Palawan            | Quezon            | Quinlogan      |

|     | REGION   | PROVINCE        | CITY / MUNICIPALITY | BARANGAYS                     |
|-----|----------|-----------------|---------------------|-------------------------------|
| 273 | MIMAROPA | Palawan         | Quezon              | Tagusao                       |
| 274 | MIMAROPA | Palawan         | Rizal               | Bunog                         |
| 275 | MIMAROPA | Palawan         | Rizal               | Candawaga                     |
| 276 | MIMAROPA | Palawan         | Rizal               | Culasian                      |
| 277 | MIMAROPA | Palawan         | Rizal               | Iraan                         |
| 278 | MIMAROPA | Palawan         | Rizal               | Panalingaan                   |
| 279 | MIMAROPA | Palawan         | Rizal               | Ransang                       |
| 280 | MIMAROPA | Palawan         | Roxas               | Tagumpay                      |
| 281 | MIMAROPA | Palawan         | San Vicente         | Alimanguan                    |
| 282 | MIMAROPA | Palawan         | San Vicente         | Sto Niño                      |
| 283 | MIMAROPA | Palawan         | Sofronio Española   | Labog                         |
| 284 | MIMAROPA | Palawan         | Sofronio Española   | Panitian                      |
| 285 | MIMAROPA | Palawan         | Sofronio Española   | Pulot Interior                |
| 286 | MIMAROPA | Palawan         | Sofronio Española   | Punang                        |
| 287 | MIMAROPA | Palawan         | Taytay              | Paly Island                   |
| 288 | MIMAROPA | Palawan         | Taytay              | Abongan                       |
| 289 | MIMAROPA | Palawan         | Taytay              | Talog                         |
| 290 | V        | Albay           | Camalig             | Magogon                       |
| 291 | V        | Albay           | Camalig             | Quinartilan                   |
| 292 | V        | Albay           | Daraga              | Dinoronan                     |
| 293 | V        | Albay           | Guinobatan          | Balite                        |
| 294 | V        | Albay           | Guinobatan          | Pood                          |
| 295 | V        | Albay           | Guinobatan          | Bathat                        |
| 296 | V        | Albay           | Guinobatan          | Bololo                        |
| 297 | V        | Albay           | Guinobatan          | Marcial O. Rañola (Cabaloaon) |
| 298 | V        | Albay           | Guinobatan          | Ongo                          |
| 299 | V        | Albay           | Jovellar            | Florista                      |
| 300 | V        | Albay           | Jovellar            | Cabrarán                      |
| 301 | V        | Albay           | Malinao             | Bagatangki                    |
| 302 | V        | Albay           | Malinao             | Quinarabasahan                |
| 303 | V        | Albay           | Pio Duran           | Buenavista                    |
| 304 | V        | Albay           | Pio Duran           | Buyo                          |
| 305 | V        | Albay           | Pio Duran           | La Medalla (Sawmill)          |
| 306 | V        | Albay           | Tabaco City         | Sua-Igot                      |
| 307 | V        | Albay           | Tabaco City         | Tabiguian                     |
| 308 | V        | Albay           | Tiwi                | Maynonong                     |
| 309 | V        | Albay           | Tiwi                | Misibis                       |
| 310 | V        | Camarines Norte | Capalonga           | Tanawan                       |
| 311 | V        | Camarines Norte | Capalonga           | Villa Aurora                  |
| 312 | V        | Camarines Norte | Labo                | Cabatuhan                     |
| 313 | V        | Camarines Norte | Labo                | Dumagmang                     |
| 314 | V        | Camarines Norte | Labo                | Malaya                        |
| 315 | V        | Camarines Norte | Labo                | Maot                          |
| 316 | V        | Camarines Norte | Labo                | Pag-asa                       |
| 317 | V        | Camarines Norte | Labo                | Anameam                       |
| 318 | V        | Camarines Norte | Labo                | Bagong Silang 2               |

|     | REGION | PROVINCE        | CITY/MUNICIPALITY | BARANGAYS         |
|-----|--------|-----------------|-------------------|-------------------|
| 319 | V      | Camarines Norte | Labo              | Bagong Silang 3   |
| 320 | V      | Camarines Norte | Labo              | Calabasa          |
| 321 | V      | Camarines Norte | Labo              | Canapawan         |
| 322 | V      | Camarines Norte | Labo              | Daguit            |
| 323 | V      | Camarines Norte | Labo              | Exciban           |
| 324 | V      | Camarines Norte | Labo              | Macogon           |
| 325 | V      | Camarines Norte | Labo              | Malatap           |
| 326 | V      | Camarines Norte | Labo              | Malibago          |
| 327 | V      | Camarines Norte | Labo              | Submakin          |
| 328 | V      | Camarines Norte | Labo              | Tigbinan          |
| 329 | V      | Camarines Norte | Labo              | Baay              |
| 330 | V      | Camarines Sur   | Balatan           | Cabungan          |
| 331 | V      | Camarines Sur   | Balatan           | Cayogcog          |
| 332 | V      | Camarines Sur   | Balatan           | Coguit            |
| 333 | V      | Camarines Sur   | Balatan           | Laganac           |
| 334 | V      | Camarines Sur   | Balatan           | Santiago Nacacale |
| 335 | V      | Camarines Sur   | Balatan           | Siramag           |
| 336 | V      | Camarines Sur   | Bato              | Del Rosario       |
| 337 | V      | Camarines Sur   | Bato              | Lubigan           |
| 338 | V      | Camarines Sur   | Bato              | Mainit            |
| 339 | V      | Camarines Sur   | Bato              | Mangga            |
| 340 | V      | Camarines Sur   | Bato              | Pagatpatan        |
| 341 | V      | Camarines Sur   | Bato              | Palo              |
| 342 | V      | Camarines Sur   | Bato              | San Isidro        |
| 343 | V      | Camarines Sur   | Bato              | Sooc              |
| 344 | V      | Camarines Sur   | Bato              | Buluang           |
| 345 | V      | Camarines Sur   | Bato              | Cawacagan         |
| 346 | V      | Camarines Sur   | Bato              | Cotmon            |
| 347 | V      | Camarines Sur   | Bato              | Cristo Rey        |
| 348 | V      | Camarines Sur   | Bato              | Goyudan           |
| 349 | V      | Camarines Sur   | Bato              | Lobong            |
| 350 | V      | Camarines Sur   | Bato              | Payak             |
| 351 | V      | Camarines Sur   | Bato              | Sagrada           |
| 352 | V      | Camarines Sur   | Bato              | Salvacion         |
| 353 | V      | Camarines Sur   | Bato              | San Juan          |
| 354 | V      | Camarines Sur   | Bato              | San Roque         |
| 355 | V      | Camarines Sur   | Bato              | Neighborhood      |
| 356 | V      | Camarines Sur   | Bato              | Tagpolo           |
| 357 | V      | Camarines Sur   | Bula              | Itangon           |
| 358 | V      | Camarines Sur   | Bula              | Lubgan            |
| 359 | V      | Camarines Sur   | Bula              | Inoyonan          |
| 360 | V      | Camarines Sur   | Bula              | San Roque Heights |
| 361 | V      | Camarines Sur   | Del Gallego       | Pamplona          |
| 362 | V      | Camarines Sur   | Del Gallego       | Bagong Silang     |
| 363 | V      | Camarines Sur   | Del Gallego       | Mansalaya         |
| 364 | V      | Camarines Sur   | Del Gallego       | Palaspas          |

|     | REGION | PROVINCE      | CITY/MUNICIPALITY | BARANGAYS        |
|-----|--------|---------------|-------------------|------------------|
| 365 | V      | Camarines Sur | Libmanan          | Calabnigan       |
| 366 | V      | Camarines Sur | Libmanan          | Tanag            |
| 367 | V      | Camarines Sur | Libmanan          | Udok             |
| 368 | V      | Camarines Sur | Libmanan          | Villasocorro     |
| 369 | V      | Camarines Sur | Libmanan          | Bagamelon        |
| 370 | V      | Camarines Sur | Libmanan          | Malinao          |
| 371 | V      | Camarines Sur | Libmanan          | Mambulo Nuevo    |
| 372 | V      | Camarines Sur | Lupi              | Bagong Sikat     |
| 373 | V      | Camarines Sur | Lupi              | Bangon           |
| 374 | V      | Camarines Sur | Lupi              | Belwang          |
| 375 | V      | Camarines Sur | Lupi              | Hagumit          |
| 376 | V      | Camarines Sur | Lupi              | San Rafael Norte |
| 377 | V      | Camarines Sur | Lupi              | Tible            |
| 378 | V      | Camarines Sur | Ocampo            | May-ogob         |
| 379 | V      | Camarines Sur | Ocampo            | San Roque        |
| 380 | V      | Camarines Sur | Pamplona          | San Ramon        |
| 381 | V      | Camarines Sur | Pamplona          | Tampadong        |
| 382 | V      | Camarines Sur | Pasacao           | Bagong Silang    |
| 383 | V      | Camarines Sur | Pasacao           | Salvacion        |
| 384 | V      | Camarines Sur | Pasacao           | Balogo           |
| 385 | V      | Camarines Sur | Pasacao           | Hubo             |
| 386 | V      | Camarines Sur | Pasacao           | Odicon           |
| 387 | V      | Camarines Sur | Pasacao           | Quitang          |
| 388 | V      | Camarines Sur | Pasacao           | San Antonio      |
| 389 | V      | Camarines Sur | Pasacao           | Tilnac           |
| 390 | V      | Camarines Sur | Pasacao           | Tinalmud         |
| 391 | V      | Camarines Sur | Ragay             | Agao-ao          |
| 392 | V      | Camarines Sur | Ragay             | Baya             |
| 393 | V      | Camarines Sur | Ragay             | Cabadisan        |
| 394 | V      | Camarines Sur | Ragay             | Laguio           |
| 395 | V      | Camarines Sur | Ragay             | Panaytayan Nuevo |
| 396 | V      | Camarines Sur | Ragay             | Patalunan        |
| 397 | V      | Camarines Sur | Ragay             | Salvacion        |
| 398 | V      | Camarines Sur | Sagñay            | Kilomaon         |
| 399 | V      | Catanduanes   | Caramoran         | Mabini           |
| 400 | V      | Catanduanes   | Pandan            | Balagñonan       |
| 401 | V      | Catanduanes   | Panganiban        | Cabuyoan         |
| 402 | V      | Catanduanes   | San Andres        | Bislig           |
| 403 | V      | Catanduanes   | San Andres        | Carangag         |
| 404 | V      | Catanduanes   | San Andres        | Datag            |
| 405 | V      | Catanduanes   | San Andres        | Puting Baybay    |
| 406 | V      | Catanduanes   | San Andres        | San Isidro       |
| 407 | V      | Catanduanes   | San Andres        | San Vicente      |
| 408 | V      | Catanduanes   | San Andres        | Timbaan          |
| 409 | V      | Catanduanes   | Virac             | Sogod Tigbao     |
| 410 | V      | Masbate       | Claveria          | Cawayan          |

|     | REGION | PROVINCE | CITY/MUNICIPALITY | BARANGAYS             |
|-----|--------|----------|-------------------|-----------------------|
| 411 | V      | Masbate  | Claveria          | Boca Engaño           |
| 412 | V      | Masbate  | San Fernando      | Altavista             |
| 413 | V      | Masbate  | San Fernando      | Buenavista            |
| 414 | V      | Masbate  | San Fernando      | Del Rosario           |
| 415 | V      | Masbate  | San Fernando      | Progreso              |
| 416 | V      | Masbate  | San Fernando      | Talisay               |
| 417 | V      | Masbate  | San Fernando      | Caeñelas              |
| 418 | V      | Sorsogon | Bulan             | Calpi                 |
| 419 | V      | Sorsogon | Bulan             | Dolos                 |
| 420 | V      | Sorsogon | Bulan             | Taromata              |
| 421 | V      | Sorsogon | Bulan             | Aguinaldo (Lipata -D) |
| 422 | V      | Sorsogon | Bulan             | Antipolo              |
| 423 | V      | Sorsogon | Bulan             | Beguin                |
| 424 | V      | Sorsogon | Bulan             | Bical                 |
| 425 | V      | Sorsogon | Bulan             | Butag                 |
| 426 | V      | Sorsogon | Bulan             | Cadandanan            |
| 427 | V      | Sorsogon | Bulan             | Calamagon             |
| 428 | V      | Sorsogon | Bulan             | Cocok-Cabitan         |
| 429 | V      | Sorsogon | Bulan             | Daganas               |
| 430 | V      | Sorsogon | Bulan             | Danao                 |
| 431 | V      | Sorsogon | Bulan             | E. Quirino            |
| 432 | V      | Sorsogon | Bulan             | Gate                  |
| 433 | V      | Sorsogon | Bulan             | J Gerona (Biton)      |
| 434 | V      | Sorsogon | Bulan             | Jamorawon             |
| 435 | V      | Sorsogon | Bulan             | Lajong                |
| 436 | V      | Sorsogon | Bulan             | M. Roxas              |
| 437 | V      | Sorsogon | Bulan             | Marinab               |
| 438 | V      | Sorsogon | Bulan             | Montecalvario         |
| 439 | V      | Sorsogon | Bulan             | Namo                  |
| 440 | V      | Sorsogon | Bulan             | Nasuje                |
| 441 | V      | Sorsogon | Bulan             | Osmeña (Lipata-S)     |
| 442 | V      | Sorsogon | Bulan             | Otavi                 |
| 443 | V      | Sorsogon | Bulan             | Padre Diaz            |
| 444 | V      | Sorsogon | Bulan             | Palale                |
| 445 | V      | Sorsogon | Bulan             | Quezon (Kabarawan)    |
| 446 | V      | Sorsogon | Bulan             | Recto                 |
| 447 | V      | Sorsogon | Bulan             | Sagrada               |
| 448 | V      | Sorsogon | Bulan             | San Francisco         |
| 449 | V      | Sorsogon | Bulan             | San Juan Bag-o        |
| 450 | V      | Sorsogon | Bulan             | San Juan Daan         |
| 451 | V      | Sorsogon | Bulan             | Sigad                 |
| 452 | V      | Sorsogon | Bulan             | Sta Teresita          |
| 453 | V      | Sorsogon | Bulusan           | Bagacay               |
| 454 | V      | Sorsogon | Bulusan           | Dancalan              |
| 455 | V      | Sorsogon | Bulusan           | Lalud                 |
| 456 | V      | Sorsogon | Bulusan           | Porog                 |

|     | REGION | PROVINCE | CITY / MUNICIPALITY | BARANGAYS     |
|-----|--------|----------|---------------------|---------------|
| 457 | V      | Sorsogon | Bulusan             | San Antonio   |
| 458 | V      | Sorsogon | Bulusan             | San Rafael    |
| 459 | V      | Sorsogon | Bulusan             | Buhang        |
| 460 | V      | Sorsogon | Bulusan             | Tinampo       |
| 461 | V      | Sorsogon | Casiguran           | Adovis        |
| 462 | V      | Sorsogon | Casiguran           | Cawit         |
| 463 | V      | Sorsogon | Casiguran           | Cogon         |
| 464 | V      | Sorsogon | Casiguran           | Colambis      |
| 465 | V      | Sorsogon | Casiguran           | Lungib        |
| 466 | V      | Sorsogon | Casiguran           | Mabini        |
| 467 | V      | Sorsogon | Casiguran           | Somal-ot      |
| 468 | V      | Sorsogon | Casiguran           | Tigbao        |
| 469 | V      | Sorsogon | Casiguran           | Timbayog      |
| 470 | V      | Sorsogon | Casiguran           | Tulay         |
| 471 | V      | Sorsogon | Donsol              | De Vera       |
| 472 | V      | Sorsogon | Gubat               | Tigkiw        |
| 473 | V      | Sorsogon | Gubat               | Bentuco       |
| 474 | V      | Sorsogon | Gubat               | Bulacao       |
| 475 | V      | Sorsogon | Gubat               | Cabigaan      |
| 476 | V      | Sorsogon | Gubat               | Sangat        |
| 477 | V      | Sorsogon | Gubat               | Villareal     |
| 478 | V      | Sorsogon | Irosin              | Bulawan       |
| 479 | V      | Sorsogon | Irosin              | Gabao         |
| 480 | V      | Sorsogon | Irosin              | Buenavista    |
| 481 | V      | Sorsogon | Irosin              | Cogon         |
| 482 | V      | Sorsogon | Irosin              | Gulang-Gulang |
| 483 | V      | Sorsogon | Irosin              | Liang         |
| 484 | V      | Sorsogon | Irosin              | Macawayan     |
| 485 | V      | Sorsogon | Irosin              | San Isidro    |
| 486 | V      | Sorsogon | Irosin              | Tabon-Tabon   |
| 487 | V      | Sorsogon | Irosin              | Bacolod       |
| 488 | V      | Sorsogon | Irosin              | Bagsangan     |
| 489 | V      | Sorsogon | Irosin              | Batang        |
| 490 | V      | Sorsogon | Irosin              | Bolos         |
| 491 | V      | Sorsogon | Irosin              | Carriedo      |
| 492 | V      | Sorsogon | Irosin              | Casini        |
| 493 | V      | Sorsogon | Irosin              | Gumapia       |
| 494 | V      | Sorsogon | Irosin              | Mapaso        |
| 495 | V      | Sorsogon | Irosin              | Monbon        |
| 496 | V      | Sorsogon | Irosin              | Patag         |
| 497 | V      | Sorsogon | Irosin              | Salvacion     |
| 498 | V      | Sorsogon | Irosin              | San Agustin   |
| 499 | V      | Sorsogon | Irosin              | San Juan      |
| 500 | V      | Sorsogon | Irosin              | San Julian    |
| 501 | V      | Sorsogon | Irosin              | Sto Domingo   |
| 502 | V      | Sorsogon | Irosin              | Tinampo       |

|     | REGION | PROVINCE | CITY/MUNICIPALITY | BARANGAYS       |
|-----|--------|----------|-------------------|-----------------|
| 503 | V      | Sorsogon | Juban             | Catanusan       |
| 504 | V      | Sorsogon | Juban             | Calmayon        |
| 505 | V      | Sorsogon | Juban             | Lajong          |
| 506 | V      | Sorsogon | Juban             | Maalo           |
| 507 | V      | Sorsogon | Juban             | Aroroy          |
| 508 | V      | Sorsogon | Juban             | Bacolod         |
| 509 | V      | Sorsogon | Juban             | Binanuahan      |
| 510 | V      | Sorsogon | Juban             | Biriran         |
| 511 | V      | Sorsogon | Juban             | Buraburan       |
| 512 | V      | Sorsogon | Juban             | Calateo         |
| 513 | V      | Sorsogon | Juban             | Caruhayon       |
| 514 | V      | Sorsogon | Juban             | Catanagan       |
| 515 | V      | Sorsogon | Juban             | Cogon           |
| 516 | V      | Sorsogon | Juban             | Embarcadero     |
| 517 | V      | Sorsogon | Juban             | Putting Sapa    |
| 518 | V      | Sorsogon | Juban             | Rangas          |
| 519 | V      | Sorsogon | Juban             | Sablayan        |
| 520 | V      | Sorsogon | Juban             | Sipaya          |
| 521 | V      | Sorsogon | Juban             | Tinago          |
| 522 | V      | Sorsogon | Juban             | Tughan          |
| 523 | V      | Sorsogon | Magallanes        | Bulala          |
| 524 | V      | Sorsogon | Magallanes        | Magsaysay       |
| 525 | V      | Sorsogon | Magallanes        | Tula-tula Norte |
| 526 | V      | Sorsogon | Magallanes        | Tula-tula Sur   |
| 527 | V      | Sorsogon | Magallanes        | Anibong         |
| 528 | V      | Sorsogon | Magallanes        | Lapinig         |
| 529 | V      | Sorsogon | Magallanes        | Salvacion       |
| 530 | V      | Sorsogon | Magallanes        | Aguada Norte    |
| 531 | V      | Sorsogon | Magallanes        | Aguada Sur      |
| 532 | V      | Sorsogon | Magallanes        | Bacalon         |
| 533 | V      | Sorsogon | Magallanes        | Bacolod         |
| 534 | V      | Sorsogon | Magallanes        | Behia           |
| 535 | V      | Sorsogon | Magallanes        | Biga            |
| 536 | V      | Sorsogon | Magallanes        | Biton           |
| 537 | V      | Sorsogon | Magallanes        | Caditaan        |
| 538 | V      | Sorsogon | Magallanes        | Cagbolo         |
| 539 | V      | Sorsogon | Magallanes        | Cagtalaba       |
| 540 | V      | Sorsogon | Magallanes        | Ginangra        |
| 541 | V      | Sorsogon | Magallanes        | Hubo            |
| 542 | V      | Sorsogon | Magallanes        | Inacarizan      |
| 543 | V      | Sorsogon | Magallanes        | Malbog          |
| 544 | V      | Sorsogon | Magallanes        | Pawik           |
| 545 | V      | Sorsogon | Magallanes        | Pili            |
| 546 | V      | Sorsogon | Magallanes        | Suiton          |
| 547 | V      | Sorsogon | Magallanes        | Sta Elena       |
| 548 | V      | Sorsogon | Magallanes        | Tagas           |



|     | REGION | PROVINCE          | CITY/MUNICIPALITY           | BARANGAYS           |
|-----|--------|-------------------|-----------------------------|---------------------|
| 549 | V      | Sorsogon          | Matnog                      | Tugas               |
| 550 | V      | Sorsogon          | Matnog                      | Banogao             |
| 551 | V      | Sorsogon          | Matnog                      | Calpi               |
| 552 | V      | Sorsogon          | Matnog                      | Genablan Occidental |
| 553 | V      | Sorsogon          | Matnog                      | Genablan Oriental   |
| 554 | V      | Sorsogon          | Matnog                      | Hidhid              |
| 555 | V      | Sorsogon          | Matnog                      | Lajong              |
| 556 | V      | Sorsogon          | Matnog                      | Mambajog            |
| 557 | V      | Sorsogon          | Matnog                      | Manurabi            |
| 558 | V      | Sorsogon          | Matnog                      | Naburacan           |
| 559 | V      | Sorsogon          | Matnog                      | Pawa                |
| 560 | V      | Sorsogon          | Matnog                      | Sinang-atan         |
| 561 | V      | Sorsogon          | Matnog                      | Sisigon             |
| 562 | V      | Sorsogon          | Matnog                      | Sua                 |
| 563 | V      | Sorsogon          | Matnog                      | Sulangan            |
| 564 | V      | Sorsogon          | Matnog                      | Tablac              |
| 565 | V      | Sorsogon          | Sta Magdalena               | Peñafrancia         |
| 566 | V      | Sorsogon          | Sta Magdalena               | Salvacion           |
| 567 | V      | Sorsogon          | Sta Magdalena               | San Antonio         |
| 568 | V      | Sorsogon          | Sta Magdalena               | San Bartolome       |
| 569 | V      | Sorsogon          | Sta Magdalena               | San Sebastian       |
| 570 | VI     | Capiz             | Roxas City                  | Baybay              |
| 571 | VI     | Capiz             | Roxas City                  | Culasi              |
| 572 | VI     | Capiz             | Tapaz                       | Lahug               |
| 573 | VI     | Capiz             | Tapaz                       | Tacayan             |
| 574 | VI     | Capiz             | Tapaz                       | Acuña               |
| 575 | VI     | Capiz             | Tapaz                       | Aglinab             |
| 576 | VI     | Capiz             | Tapaz                       | Katipunan           |
| 577 | VI     | Capiz             | Tapaz                       | Roosevelt           |
| 578 | VI     | Iloilo            | Calinog                     | Supanga             |
| 579 | VI     | Iloilo            | Calinog                     | Guinbonyugan        |
| 580 | VI     | Iloilo            | Calinog                     | Binulosan Grande    |
| 581 | VI     | Iloilo            | Calinog                     | Binulosan Pequeño   |
| 582 | VI     | Iloilo            | Calinog                     | Masaroy             |
| 583 | VI     | Iloilo            | Calinog                     | Aglonok             |
| 584 | VI     | Iloilo            | Calinog                     | Caratagan           |
| 585 | VI     | Iloilo            | Calinog                     | Garangan            |
| 586 | VI     | Iloilo            | Calinog                     | Marandig            |
| 587 | VI     | Iloilo            | Iloilo City (Jaro District) | Bitoon              |
| 588 | VI     | Iloilo            | Lambunao                    | Cabatangan          |
| 589 | VI     | Iloilo            | Lambunao                    | Jayubo              |
| 590 | VI     | Iloilo            | Miag-ao                     | Pudpud              |
| 591 | VI     | Negros Occidental | Binalbangan                 | Bi-Ao               |
| 592 | VI     | Negros Occidental | Calatrava                   | Ani-e               |
| 593 | VI     | Negros Occidental | Calatrava                   | Cruz                |
| 594 | VI     | Negros Occidental | Calatrava                   | Dolis               |

|     | REGION | PROVINCE          | CITY/MUNICIPALITY | BARANGAYS                |
|-----|--------|-------------------|-------------------|--------------------------|
| 595 | VI     | Negros Occidental | Calatrava         | Ilaya                    |
| 596 | VI     | Negros Occidental | Calatrava         | Lagaan                   |
| 597 | VI     | Negros Occidental | Calatrava         | Lemery                   |
| 598 | VI     | Negros Occidental | Calatrava         | Lipat-on                 |
| 599 | VI     | Negros Occidental | Calatrava         | Maaslob                  |
| 600 | VI     | Negros Occidental | Calatrava         | Mahilum                  |
| 601 | VI     | Negros Occidental | Calatrava         | Malanog                  |
| 602 | VI     | Negros Occidental | Calatrava         | Telim                    |
| 603 | VI     | Negros Occidental | Calatrava         | Tigbao                   |
| 604 | VI     | Negros Occidental | Calatrava         | Tigbon                   |
| 605 | VI     | Negros Occidental | Candoni           | Agboy                    |
| 606 | VI     | Negros Occidental | Candoni           | Banga                    |
| 607 | VI     | Negros Occidental | Candoni           | Gatuslao                 |
| 608 | VI     | Negros Occidental | Candoni           | Haba (Canto Maniog)      |
| 609 | VI     | Negros Occidental | Cauayan           | Baclao                   |
| 610 | VI     | Negros Occidental | Escalante City    | Jonob-jonob              |
| 611 | VI     | Negros Occidental | Escalante City    | Tamlang                  |
| 612 | VI     | Negros Occidental | Himamaylan City   | Buenavista               |
| 613 | VI     | Negros Occidental | Himamaylan City   | Mahalang (Sitio Florido) |
| 614 | VI     | Negros Occidental | Hinigaran         | Pilar                    |
| 615 | VI     | Negros Occidental | Hinoba-an         | Asia                     |
| 616 | VI     | Negros Occidental | Hinoba-an         | Damutan                  |
| 617 | VI     | Negros Occidental | Hinoba-an         | Bulwangan                |
| 618 | VI     | Negros Occidental | Hinoba-an         | Culipapa                 |
| 619 | VI     | Negros Occidental | Hinoba-an         | San Rafael               |
| 620 | VI     | Negros Occidental | Hinoba-an         | Sangke                   |
| 621 | VI     | Negros Occidental | Ilog              | Balicotoc                |
| 622 | VI     | Negros Occidental | Ilog              | Pinggog                  |
| 623 | VI     | Negros Occidental | Isabela           | Sebucawan                |
| 624 | VI     | Negros Occidental | Isabela           | Cabcab                   |
| 625 | VI     | Negros Occidental | Isabela           | Libas                    |
| 626 | VI     | Negros Occidental | Isabela           | Makilignit               |
| 627 | VI     | Negros Occidental | Isabela           | Mansablay                |
| 628 | VI     | Negros Occidental | Isabela           | Riverside                |
| 629 | VI     | Negros Occidental | Isabela           | San Agustin              |
| 630 | VI     | Negros Occidental | Isabela           | Sikatuna                 |
| 631 | VI     | Negros Occidental | Kabankalan City   | Hilamonan                |
| 632 | VI     | Negros Occidental | Kabankalan City   | Carol-an                 |
| 633 | VI     | Negros Occidental | Kabankalan City   | Locotan                  |
| 634 | VI     | Negros Occidental | Kabankalan City   | Tan-awan                 |
| 635 | VI     | Negros Occidental | La Carlota City   | Nagasi                   |
| 636 | VI     | Negros Occidental | La Castellana     | Puso                     |
| 637 | VI     | Negros Occidental | La Castellana     | Cabacungan               |
| 638 | VI     | Negros Occidental | La Castellana     | Manghanoy                |
| 639 | VI     | Negros Occidental | La Castellana     | Biak na Bato             |
| 640 | VI     | Negros Occidental | Moises Padilla    | Quintin Remo             |

|     | REGION | PROVINCE          | CITY/MUNICIPALITY  | BARANGAYS      |
|-----|--------|-------------------|--------------------|----------------|
| 641 | VI     | Negros Occidental | Moises Padilla     | Macagahay      |
| 642 | VI     | Negros Occidental | Moises Padilla     | Montilla       |
| 643 | VI     | Negros Occidental | Moises Padilla     | Guinpana-an    |
| 644 | VI     | Negros Occidental | Murcia             | Canlandog      |
| 645 | VI     | Negros Occidental | Murcia             | Pandanon Silos |
| 646 | VI     | Negros Occidental | Salvador Benedicto | Bago           |
| 647 | VI     | Negros Occidental | Salvador Benedicto | Bagong Silang  |
| 648 | VI     | Negros Occidental | Salvador Benedicto | Bunga          |
| 649 | VI     | Negros Occidental | Salvador Benedicto | Igmaya-an      |
| 650 | VI     | Negros Occidental | Salvador Benedicto | Kumaliskis     |
| 651 | VI     | Negros Occidental | Sipalay City       | Cabadiangan    |
| 652 | VI     | Negros Occidental | Sipalay City       | San Jose       |
| 653 | VI     | Negros Occidental | Sipalay City       | Nabulao        |
| 654 | VI     | Negros Occidental | Toboso             | Bandila        |
| 655 | VI     | Negros Occidental | Toboso             | Bug-ang        |
| 656 | VI     | Negros Occidental | Toboso             | Gen Luna       |
| 657 | VI     | Negros Occidental | Toboso             | Magticol       |
| 658 | VI     | Negros Occidental | Toboso             | Tabun-ac       |
| 659 | VI     | Negros Occidental | Toboso             | San Isidro     |
| 660 | VI     | Negros Occidental | Toboso             | San Jose       |
| 661 | VII    | Bohol             | Antequera          | Canlaas        |
| 662 | VII    | Bohol             | Antequera          | Quinapon-an    |
| 663 | VII    | Bohol             | Balilihan          | Hanopol Norte  |
| 664 | VII    | Bohol             | Batuan             | Aloja          |
| 665 | VII    | Bohol             | Bilar              | Bonifacio      |
| 666 | VII    | Bohol             | Batuan             | Cabacnitan     |
| 667 | VII    | Bohol             | Batuan             | Janlud         |
| 668 | VII    | Bohol             | Batuan             | Rizal          |
| 669 | VII    | Bohol             | Bilar              | Bugang Norte   |
| 670 | VII    | Bohol             | Bilar              | Bugang Sur     |
| 671 | VII    | Bohol             | Bilar              | Cambigsi       |
| 672 | VII    | Bohol             | Bilar              | Cansumbol      |
| 673 | VII    | Bohol             | Calape             | Camias         |
| 674 | VII    | Bohol             | Carmen             | Montehermoso   |
| 675 | VII    | Bohol             | Catigbian          | Kang-iras      |
| 676 | VII    | Bohol             | Catigbian          | Liboron        |
| 677 | VII    | Bohol             | Catigbian          | Maitum         |
| 678 | VII    | Bohol             | Clarin             | Caboy          |
| 679 | VII    | Bohol             | Clarin             | Caluwasan      |
| 680 | VII    | Bohol             | Clarin             | Villaflor      |
| 681 | VII    | Bohol             | Inabanga           | Bahan          |
| 682 | VII    | Bohol             | Inabanga           | Banahao        |
| 683 | VII    | Bohol             | Inabanga           | Cambitoon      |
| 684 | VII    | Bohol             | Inabanga           | Dagnawan       |
| 685 | VII    | Bohol             | Inabanga           | Lomboy         |
| 686 | VII    | Bohol             | Inabanga           | Maria Rosario  |

|     | REGION | PROVINCE        | CITY/MUNICIPALITY | BARANGAYS                  |
|-----|--------|-----------------|-------------------|----------------------------|
| 687 | VII    | Bohol           | Inabanga          | Riverside                  |
| 688 | VII    | Bohol           | Inabanga          | San Jose                   |
| 689 | VII    | Bohol           | Inabanga          | Sua                        |
| 690 | VII    | Bohol           | Maribojoc         | Candavid                   |
| 691 | VII    | Bohol           | Sagbayan          | Ubujan                     |
| 692 | VII    | Bohol           | Sagbayan          | Katipunan                  |
| 693 | VII    | Bohol           | Sagbayan          | Langtad                    |
| 694 | VII    | Bohol           | Sagbayan          | Mantalongon                |
| 695 | VII    | Bohol           | Sagbayan          | San Roque                  |
| 696 | VII    | Bohol           | Trinidad          | San Vicente                |
| 697 | VII    | Bohol           | Ubay              | Lumangog                   |
| 698 | VII    | Bohol           | Valencia          | Maubo                      |
| 699 | VII    | Bohol           | Valencia          | Omjon                      |
| 700 | VII    | Cebu            | Dumanjug          | Bulak                      |
| 701 | VII    | Cebu            | Dumanjug          | Paculob                    |
| 702 | VII    | Cebu            | Dumanjug          | Panlaan                    |
| 703 | VII    | Cebu            | Dumanjug          | Tangil                     |
| 704 | VII    | Cebu            | Dumanjug          | Tubod Bitoon               |
| 705 | VII    | Cebu            | Dumanjug          | Tubog Duguan               |
| 706 | VII    | Cebu            | Pinamungajan      | Lamac                      |
| 707 | VII    | Cebu            | Sta Fe            | Bitoon (Kinatarkan Island) |
| 708 | VII    | Negros Oriental | Ayungon           | Carol-an                   |
| 709 | VII    | Negros Oriental | Ayungon           | Mabato                     |
| 710 | VII    | Negros Oriental | Ayungon           | Nabhang                    |
| 711 | VII    | Negros Oriental | Bindoy            | Atotes                     |
| 712 | VII    | Negros Oriental | Bindoy            | Cabcaban                   |
| 713 | VII    | Negros Oriental | Bindoy            | Danao                      |
| 714 | VII    | Negros Oriental | Bindoy            | Nalundan                   |
| 715 | VII    | Negros Oriental | Canlaon City      | Lumapao                    |
| 716 | VII    | Negros Oriental | Canlaon City      | Budlasan (West Budlasan)   |
| 717 | VII    | Negros Oriental | Canlaon City      | Bayog                      |
| 718 | VII    | Negros Oriental | Guihulngan City   | Binobohan                  |
| 719 | VII    | Negros Oriental | Guihulngan City   | Hinakpan                   |
| 720 | VII    | Negros Oriental | Guihulngan City   | Imelda                     |
| 721 | VII    | Negros Oriental | Guihulngan City   | Sandayao                   |
| 722 | VII    | Negros Oriental | Guihulngan City   | Tacpao                     |
| 723 | VII    | Negros Oriental | Guihulngan City   | Trinidad                   |
| 724 | VII    | Negros Oriental | Guihulngan City   | Humayhumay                 |
| 725 | VII    | Negros Oriental | Guihulngan City   | Planas                     |
| 726 | VII    | Negros Oriental | Guihulngan City   | Balogo                     |
| 727 | VII    | Negros Oriental | Guihulngan City   | Nagsaha                    |
| 728 | VII    | Negros Oriental | Guihulngan City   | Plagatasanon               |
| 729 | VII    | Negros Oriental | Guihulngan City   | Poblacion                  |
| 730 | VII    | Negros Oriental | Guihulngan City   | Villegas                   |
| 731 | VII    | Negros Oriental | Guihulngan City   | Banwague                   |
| 732 | VII    | Negros Oriental | Guihulngan City   | Linantuyan                 |

|     | REGION | PROVINCE        | CITY/MUNICIPALITY | BARANGAYS                       |
|-----|--------|-----------------|-------------------|---------------------------------|
| 733 | VII    | Negros Oriental | Guihulngan City   | Luz                             |
| 734 | VII    | Negros Oriental | Mabinay           | Bagtic                          |
| 735 | VII    | Negros Oriental | Mabinay           | Luyang                          |
| 736 | VII    | Negros Oriental | Mabinay           | Samac                           |
| 737 | VII    | Negros Oriental | Manjuyod          | Candabong                       |
| 738 | VII    | Negros Oriental | Manjuyod          | Salvacion                       |
| 739 | VII    | Negros Oriental | Manjuyod          | Bantolinao (Sitio Bolo)         |
| 740 | VII    | Negros Oriental | Manjuyod          | Panciao                         |
| 741 | VII    | Negros Oriental | Siaton            | Tayak                           |
| 742 | VII    | Negros Oriental | Santa Catalina    | San Pedro                       |
| 743 | VII    | Negros Oriental | Tayasan           | Bago                            |
| 744 | VII    | Negros Oriental | Valencia          | Dobdob                          |
| 745 | VII    | Negros Oriental | Zamboanguita      | Calango                         |
| 746 | VII    | Negros Oriental | Zamboanguita      | Mayabon                         |
| 747 | VIII   | Eastern Samar   | Balangiga         | Guinmaayohan                    |
| 748 | VIII   | Eastern Samar   | Balangiga         | Maybunga                        |
| 749 | VIII   | Eastern Samar   | Balangkayan       | Caiwasan                        |
| 750 | VIII   | Eastern Samar   | Balangkayan       | Cantubi                         |
| 751 | VIII   | Eastern Samar   | Balangkayan       | General Malvar                  |
| 752 | VIII   | Eastern Samar   | Balangkayan       | Magsaysay                       |
| 753 | VIII   | Eastern Samar   | Borongan City     | Pinanag-an (Sitio Bagong Bario) |
| 754 | VIII   | Eastern Samar   | Borongan City     | San Mateo                       |
| 755 | VIII   | Eastern Samar   | Borongan City     | Banuyo                          |
| 756 | VIII   | Eastern Samar   | Borongan City     | Baras                           |
| 757 | VIII   | Eastern Samar   | Borongan City     | Benowangan                      |
| 758 | VIII   | Eastern Samar   | Borongan City     | Canyopay                        |
| 759 | VIII   | Eastern Samar   | Borongan City     | Hebacong                        |
| 760 | VIII   | Eastern Samar   | Borongan City     | San Andres                      |
| 761 | VIII   | Eastern Samar   | Borongan City     | San Gabriel                     |
| 762 | VIII   | Eastern Samar   | Can-avid          | Balagon                         |
| 763 | VIII   | Eastern Samar   | Can-avid          | Boco                            |
| 764 | VIII   | Eastern Samar   | Can-avid          | Pandol                          |
| 765 | VIII   | Eastern Samar   | Dolores           | Aroganga                        |
| 766 | VIII   | Eastern Samar   | Dolores           | Buenavista                      |
| 767 | VIII   | Eastern Samar   | Dolores           | Caglao-an                       |
| 768 | VIII   | Eastern Samar   | Dolores           | Dinigpian                       |
| 769 | VIII   | Eastern Samar   | Dolores           | Rizal                           |
| 770 | VIII   | Eastern Samar   | Dolores           | San Isidro                      |
| 771 | VIII   | Eastern Samar   | Dolores           | San Roque                       |
| 772 | VIII   | Eastern Samar   | Dolores           | Sta Cruz                        |
| 773 | VIII   | Eastern Samar   | Gen MacArthur     | Magsaysay                       |
| 774 | VIII   | Eastern Samar   | Gen MacArthur     | Quezon                          |
| 775 | VIII   | Eastern Samar   | Gen MacArthur     | Roxas                           |
| 776 | VIII   | Eastern Samar   | Gen MacArthur     | Tandang Sora                    |
| 777 | VIII   | Eastern Samar   | Gen MacArthur     | Tugop                           |
| 778 | VIII   | Eastern Samar   | Giporlos          | Huknan                          |

|     | REGION | PROVINCE      | CITY/MUNICIPALITY | BARANGAYS       |
|-----|--------|---------------|-------------------|-----------------|
| 779 | VIII   | Eastern Samar | Giporlos          | President Roxas |
| 780 | VIII   | Eastern Samar | Giporlos          | San Miguel      |
| 781 | VIII   | Eastern Samar | Llorente          | Burak           |
| 782 | VIII   | Eastern Samar | Llorente          | Candoros        |
| 783 | VIII   | Eastern Samar | Llorente          | Magtino         |
| 784 | VIII   | Eastern Samar | Maydolong         | Patag           |
| 785 | VIII   | Eastern Samar | Maydolong         | Del Pilar       |
| 786 | VIII   | Eastern Samar | Maydolong         | San Gabriel     |
| 787 | VIII   | Eastern Samar | Maydolong         | Canloterio      |
| 788 | VIII   | Eastern Samar | Maydolong         | Tagaslian       |
| 789 | VIII   | Eastern Samar | Quinapondan       | Anislag         |
| 790 | VIII   | Eastern Samar | Quinapondan       | Cantenio        |
| 791 | VIII   | Eastern Samar | Quinapondan       | San Isidro      |
| 792 | VIII   | Leyte         | Albuera           | Cambalading     |
| 793 | VIII   | Leyte         | Albuera           | Poblacion       |
| 794 | VIII   | Leyte         | Albuera           | Sherwood        |
| 795 | VIII   | Leyte         | Albuera           | Talisayan       |
| 796 | VIII   | Leyte         | Baybay City       | Kabungaan       |
| 797 | VIII   | Leyte         | Burauen           | Candag-on       |
| 798 | VIII   | Leyte         | Burauen           | Calao           |
| 799 | VIII   | Leyte         | Calubian          | Anislagan       |
| 800 | VIII   | Leyte         | Calubian          | Casiongan       |
| 801 | VIII   | Leyte         | Calubian          | Enage           |
| 802 | VIII   | Leyte         | Calubian          | Jubay           |
| 803 | VIII   | Leyte         | Carigara          | Binibihan       |
| 804 | VIII   | Leyte         | Carigara          | Macalpi         |
| 805 | VIII   | Leyte         | Carigara          | Piloro          |
| 806 | VIII   | Leyte         | Carigara          | Barayong        |
| 807 | VIII   | Leyte         | Carigara          | Camansi         |
| 808 | VIII   | Leyte         | Carigara          | Candigahub      |
| 809 | VIII   | Leyte         | Carigara          | Canfabi         |
| 810 | VIII   | Leyte         | Carigara          | Canlampay       |
| 811 | VIII   | Leyte         | Carigara          | Cutay           |
| 812 | VIII   | Leyte         | Carigara          | Hiluctogan      |
| 813 | VIII   | Leyte         | Carigara          | Libo            |
| 814 | VIII   | Leyte         | Carigara          | Lower Hiraan    |
| 815 | VIII   | Leyte         | Carigara          | Paglaum         |
| 816 | VIII   | Leyte         | Carigara          | Parag-um        |
| 817 | VIII   | Leyte         | Carigara          | San Isidro      |
| 818 | VIII   | Leyte         | Carigara          | Sta Fe          |
| 819 | VIII   | Leyte         | Hilongos          | Cacao           |
| 820 | VIII   | Leyte         | Hilongos          | Hampangan       |
| 821 | VIII   | Leyte         | Hilongos          | Marangog        |
| 822 | VIII   | Leyte         | Hilongos          | Sta Margarita   |
| 823 | VIII   | Leyte         | Inopacan          | Caminto         |
| 824 | VIII   | Leyte         | Inopacan          | Delos Santos    |

|     | REGION | PROVINCE       | CITY/MUNICIPALITY | BARANGAYS       |
|-----|--------|----------------|-------------------|-----------------|
| 825 | VIII   | Leyte          | Mahaplag          | Maligaya        |
| 826 | VIII   | Leyte          | Mahaplag          | Pinamono-an     |
| 827 | VIII   | Leyte          | Mahaplag          | Sto Niño        |
| 828 | VIII   | Leyte          | San Isidro        | Banat-i         |
| 829 | VIII   | Leyte          | San Isidro        | Biasong         |
| 830 | VIII   | Leyte          | San Isidro        | Cabungaan       |
| 831 | VIII   | Leyte          | San Isidro        | Daja Daku       |
| 832 | VIII   | Leyte          | San Isidro        | Tagliwigan      |
| 833 | VIII   | Northern Samar | Catarman          | Cervantes       |
| 834 | VIII   | Northern Samar | Catarman          | Hinatad         |
| 835 | VIII   | Northern Samar | Catarman          | Polangi         |
| 836 | VIII   | Northern Samar | Catarman          | Tinowaran       |
| 837 | VIII   | Northern Samar | Las Navas         | Magsaysay       |
| 838 | VIII   | Northern Samar | Las Navas         | Perez           |
| 839 | VIII   | Northern Samar | Las Navas         | Quirino         |
| 840 | VIII   | Northern Samar | Las Navas         | San Antonio     |
| 841 | VIII   | Northern Samar | Las Navas         | San Francisco   |
| 842 | VIII   | Northern Samar | Las Navas         | Caputoan        |
| 843 | VIII   | Northern Samar | Las Navas         | Cuenco          |
| 844 | VIII   | Northern Samar | Lope De Vega      | Gebunawan       |
| 845 | VIII   | Northern Samar | Lope De Vega      | Paguite         |
| 846 | VIII   | Northern Samar | Lope De Vega      | Roxas           |
| 847 | VIII   | Northern Samar | Lope De Vega      | San Miguel      |
| 848 | VIII   | Northern Samar | Lope De Vega      | Somoroy         |
| 849 | VIII   | Northern Samar | Lope De Vega      | Curry           |
| 850 | VIII   | Northern Samar | Mondragon         | Cagmanaba       |
| 851 | VIII   | Northern Samar | Silvino Lobos     | Caghilot        |
| 852 | VIII   | Northern Samar | Silvino Lobos     | Gebonawan       |
| 853 | VIII   | Northern Samar | Silvino Lobos     | Gecbo-an        |
| 854 | VIII   | Northern Samar | Silvino Lobos     | Imelda          |
| 855 | VIII   | Northern Samar | Silvino Lobos     | Tobgon          |
| 856 | VIII   | Samar          | Basey             | Bulao           |
| 857 | VIII   | Samar          | Basey             | Cancaiyas       |
| 858 | VIII   | Samar          | Basey             | Loog            |
| 859 | VIII   | Samar          | Basey             | Mabini          |
| 860 | VIII   | Samar          | Basey             | Manlilinab      |
| 861 | VIII   | Samar          | Basey             | Cogon           |
| 862 | VIII   | Samar          | Basey             | Guirang         |
| 863 | VIII   | Samar          | Basey             | Inuntan         |
| 864 | VIII   | Samar          | Basey             | Old San Agustin |
| 865 | VIII   | Samar          | Basey             | Balante         |
| 866 | VIII   | Samar          | Basey             | Burgos          |
| 867 | VIII   | Samar          | Basey             | Guintiguian     |
| 868 | VIII   | Samar          | Basey             | May-It          |
| 869 | VIII   | Samar          | Basey             | Pelit           |
| 870 | VIII   | Samar          | Basey             | San Fernando    |

|     | REGION | PROVINCE | CITY/MUNICIPALITY | BARANGAYS                 |
|-----|--------|----------|-------------------|---------------------------|
| 871 | VIII   | Samar    | Basey             | Sawa                      |
| 872 | VIII   | Samar    | Basey             | Villa Aurora              |
| 873 | VIII   | Samar    | Calbayog City     | Macatingog (Oquendo Dist) |
| 874 | VIII   | Samar    | Calbiga           | Binangaran                |
| 875 | VIII   | Samar    | Calbiga           | Canbagtig                 |
| 876 | VIII   | Samar    | Calbiga           | Daligan                   |
| 877 | VIII   | Samar    | Calbiga           | San Mauricio              |
| 878 | VIII   | Samar    | Calbiga           | Antol                     |
| 879 | VIII   | Samar    | Calbiga           | Beri                      |
| 880 | VIII   | Samar    | Calbiga           | Buluan                    |
| 881 | VIII   | Samar    | Calbiga           | Caamlongan                |
| 882 | VIII   | Samar    | Calbiga           | Guimbanga                 |
| 883 | VIII   | Samar    | Calbiga           | Hindang                   |
| 884 | VIII   | Samar    | Calbiga           | Sinalangtan               |
| 885 | VIII   | Samar    | Gandara           | Carmona                   |
| 886 | VIII   | Samar    | Gandara           | Caugbusan                 |
| 887 | VIII   | Samar    | Gandara           | Elcano                    |
| 888 | VIII   | Samar    | Gandara           | Hampton                   |
| 889 | VIII   | Samar    | Gandara           | San Ramon                 |
| 890 | VIII   | Samar    | Gandara           | Rawis                     |
| 891 | VIII   | Samar    | Gandara           | Rizal                     |
| 892 | VIII   | Samar    | Gandara           | San Francisco             |
| 893 | VIII   | Samar    | Gandara           | Tawiran                   |
| 894 | VIII   | Samar    | Gandara           | Tigbawon                  |
| 895 | VIII   | Samar    | Gandara           | Palambrag                 |
| 896 | VIII   | Samar    | Marabut           | Tagalag                   |
| 897 | VIII   | Samar    | Marabut           | Tinabanan                 |
| 898 | VIII   | Samar    | Matuginao         | Carolina                  |
| 899 | VIII   | Samar    | Matuginao         | Del Rosario               |
| 900 | VIII   | Samar    | Matuginao         | Inubod                    |
| 901 | VIII   | Samar    | Matuginao         | Mahayag                   |
| 902 | VIII   | Samar    | Matuginao         | San Roque                 |
| 903 | VIII   | Samar    | Matuginao         | Ligaya                    |
| 904 | VIII   | Samar    | Matuginao         | Rizal                     |
| 905 | VIII   | Samar    | Matuginao         | Deit                      |
| 906 | VIII   | Samar    | Matuginao         | Libertad                  |
| 907 | VIII   | Samar    | Matuginao         | Nagpapacao                |
| 908 | VIII   | Samar    | Matuginao         | San Isidro                |
| 909 | VIII   | Samar    | Matuginao         | Sta Cruz                  |
| 910 | VIII   | Samar    | Motiong           | San Andres                |
| 911 | VIII   | Samar    | Motiong           | Barayong                  |
| 912 | VIII   | Samar    | Motiong           | Beri                      |
| 913 | VIII   | Samar    | Motiong           | Canvais                   |
| 914 | VIII   | Samar    | Motiong           | Malobago                  |
| 915 | VIII   | Samar    | Motiong           | Sarao                     |
| 916 | VIII   | Samar    | Motiong           | Sto Niño                  |



|     | REGION | PROVINCE            | CITY/MUNICIPALITY | BARANGAYS             |
|-----|--------|---------------------|-------------------|-----------------------|
| 917 | VIII   | Samar               | Paranas           | Anagasi               |
| 918 | VIII   | Samar               | Paranas           | Maylobe               |
| 919 | VIII   | Samar               | Paranas           | Nawi                  |
| 920 | VIII   | Samar               | Paranas           | Pagsanjan             |
| 921 | VIII   | Samar               | Paranas           | Tapul                 |
| 922 | VIII   | Samar               | Pinabacdao        | Layo                  |
| 923 | VIII   | Samar               | Pinabacdao        | Manaing               |
| 924 | VIII   | Samar               | Pinabacdao        | Pelaon                |
| 925 | VIII   | Samar               | Pinabacdao        | Canlobo               |
| 926 | VIII   | Samar               | Pinabacdao        | Magdawat              |
| 927 | VIII   | Samar               | San Jorge         | Bay-ang               |
| 928 | VIII   | Samar               | San Jorge         | Calundan              |
| 929 | VIII   | Samar               | San Jorge         | Gayondatu             |
| 930 | VIII   | Samar               | San Jorge         | Libertad              |
| 931 | VIII   | Samar               | San Jose de Buan  | Aguingayan            |
| 932 | VIII   | Samar               | San Jose de Buan  | Cataydongan           |
| 933 | VIII   | Samar               | San Jose de Buan  | Gusa                  |
| 934 | VIII   | Samar               | San Jose de Buan  | Hagbay                |
| 935 | VIII   | Samar               | San Jose de Buan  | Hibacaan              |
| 936 | VIII   | Samar               | San Jose de Buan  | San Nicolas           |
| 937 | VIII   | Samar               | San Jose de Buan  | Can-aponte            |
| 938 | VIII   | Samar               | Santa Rita        | Binanalan             |
| 939 | VIII   | Samar               | Santa Rita        | Hinangutdan           |
| 940 | VIII   | Samar               | Santa Rita        | San Isidro            |
| 941 | VIII   | Samar               | Santa Rita        | Tagacay               |
| 942 | VIII   | Samar               | Santa Rita        | Old Manunca           |
| 943 | VIII   | Southern Leyte      | Bontoc            | Hila-an               |
| 944 | VIII   | Southern Leyte      | Bontoc            | Hitawos               |
| 945 | VIII   | Southern Leyte      | Bontoc            | Olisihan              |
| 946 | VIII   | Southern Leyte      | Bontoc            | Pamigsi-an            |
| 947 | IX     | Zamboanga del Norte | Baliguian         | Linay                 |
| 948 | IX     | Zamboanga del Norte | Godod             | Bunawan               |
| 949 | IX     | Zamboanga del Norte | Gutalac           | Immaculada Concepcion |
| 950 | IX     | Zamboanga del Norte | Gutalac           | Santo Niño            |
| 951 | IX     | Zamboanga del Norte | Gutalac           | Sas                   |
| 952 | IX     | Zamboanga del Norte | Kalawit           | Poblacion Kalawit     |
| 953 | IX     | Zamboanga del Norte | Katipunan         | Carupay               |
| 954 | IX     | Zamboanga del Norte | Leon B Postigo    | Mawal                 |
| 955 | IX     | Zamboanga del Norte | Leon B Postigo    | Nasibac               |
| 956 | IX     | Zamboanga del Norte | Leon B Postigo    | Sipacong              |
| 957 | IX     | Zamboanga del Norte | Leon B Postigo    | Sta Maria             |
| 958 | IX     | Zamboanga del Norte | Leon B Postigo    | Tiniguiban            |
| 959 | IX     | Zamboanga del Norte | Leon B Postigo    | Titik                 |
| 960 | IX     | Zamboanga del Norte | Mutia             | Bergado               |
| 961 | IX     | Zamboanga del Norte | Mutia             | Unidos                |
| 962 | IX     | Zamboanga del Norte | Sergio Osmeña     | Don Eleno             |

|      | REGION | PROVINCE            | CITY/MUNICIPALITY | BARANGAYS                |
|------|--------|---------------------|-------------------|--------------------------|
| 963  | IX     | Zamboanga del Norte | Sergio Osmeña     | Sinaad                   |
| 964  | IX     | Zamboanga del Norte | Sergio Osmeña     | New Rizal                |
| 965  | IX     | Zamboanga del Norte | Sergio Osmeña     | Nuevavista               |
| 966  | IX     | Zamboanga del Norte | Sergio Osmeña     | Tinago                   |
| 967  | IX     | Zamboanga del Norte | Siayan            | Guibo                    |
| 968  | IX     | Zamboanga del Norte | Siayan            | Pange                    |
| 969  | IX     | Zamboanga del Norte | Siayan            | Macasing                 |
| 970  | IX     | Zamboanga del Norte | Sindangan         | Tinaplan                 |
| 971  | IX     | Zamboanga del Norte | Sindangan         | Titik                    |
| 972  | IX     | Zamboanga del Sur   | Bayog             | Bantal                   |
| 973  | IX     | Zamboanga del Sur   | Bayog             | Canoayan                 |
| 974  | IX     | Zamboanga del Sur   | Bayog             | Dimalinao                |
| 975  | IX     | Zamboanga del Sur   | Bayog             | Sigacad                  |
| 976  | IX     | Zamboanga del Sur   | Dumingag          | Labangon (Sitio Bigaan)  |
| 977  | IX     | Zamboanga del Sur   | Dumingag          | Saad                     |
| 978  | IX     | Zamboanga del Sur   | Lapuyan           | Mandeg                   |
| 979  | IX     | Zamboanga del Sur   | Midsalip          | Balonai                  |
| 980  | IX     | Zamboanga del Sur   | Midsalip          | Piwan                    |
| 981  | IX     | Zamboanga del Sur   | Tigbao            | Guinlin                  |
| 982  | IX     | Zamboanga del Sur   | Tigbao            | Timolan                  |
| 983  | IX     | Zamboanga Sibugay   | Kabasalan         | Sayao                    |
| 984  | IX     | Zamboanga Sibugay   | Titay             | Kipit                    |
| 985  | IX     | Zamboanga Sibugay   | Titay             | Pulidan                  |
| 986  | X      | Bukidnon            | Baungon           | Kalilangan               |
| 987  | X      | Bukidnon            | Baungon           | Langaon                  |
| 988  | X      | Bukidnon            | Baungon           | San Vicente              |
| 989  | X      | Bukidnon            | Cabanglasan       | Lambangan                |
| 990  | X      | Bukidnon            | Cabanglasan       | Mauswagon                |
| 991  | X      | Bukidnon            | Cabanglasan       | Paradise (Sitio Lonokan) |
| 992  | X      | Bukidnon            | Cabanglasan       | Poblacion                |
| 993  | X      | Bukidnon            | Cabanglasan       | Capinonan                |
| 994  | X      | Bukidnon            | Cabanglasan       | Cabulohan                |
| 995  | X      | Bukidnon            | Cabanglasan       | Iba                      |
| 996  | X      | Bukidnon            | Cabanglasan       | Mandaing                 |
| 997  | X      | Bukidnon            | Damulog           | Kiraon                   |
| 998  | X      | Bukidnon            | Damulog           | Migcawayan               |
| 999  | X      | Bukidnon            | Impasugong        | Capitan Bayong           |
| 1000 | X      | Bukidnon            | Impasugong        | Guihean                  |
| 1001 | X      | Bukidnon            | Impasugong        | Impalutao                |
| 1002 | X      | Bukidnon            | Kibawe            | Bukang Liwayway          |
| 1003 | X      | Bukidnon            | Kibawe            | Pinamula                 |
| 1004 | X      | Bukidnon            | Kibawe            | Sampaguita               |
| 1005 | X      | Bukidnon            | Kibawe            | Cagawasan                |
| 1006 | X      | Bukidnon            | Kibawe            | Mascariñas               |
| 1007 | X      | Bukidnon            | Kibawe            | Sanipon                  |
| 1008 | X      | Bukidnon            | Kibawe            | Tumaras                  |

|      | REGION | PROVINCE | CITY/MUNICIPALITY | BARANGAYS     |
|------|--------|----------|-------------------|---------------|
| 1009 | X      | Bukidnon | Kibawe            | Magsaysay     |
| 1010 | X      | Bukidnon | Kitaotao          | Kahusayan     |
| 1011 | X      | Bukidnon | Kitaotao          | Sinuda        |
| 1012 | X      | Bukidnon | Kitaotao          | Kipilas       |
| 1013 | X      | Bukidnon | Kitaotao          | Lorega        |
| 1014 | X      | Bukidnon | Kitaotao          | Tawas         |
| 1015 | X      | Bukidnon | Lantapan          | Ka-atoan      |
| 1016 | X      | Bukidnon | Lantapan          | Balila        |
| 1017 | X      | Bukidnon | Libona            | Capihan       |
| 1018 | X      | Bukidnon | Libona            | Sil-ipon      |
| 1019 | X      | Bukidnon | Malaybalay City   | Apo Macote    |
| 1020 | X      | Bukidnon | Malaybalay City   | Patpat        |
| 1021 | X      | Bukidnon | Malaybalay City   | Kalasungay    |
| 1022 | X      | Bukidnon | Malaybalay City   | Mapulo        |
| 1023 | X      | Bukidnon | Malaybalay City   | Linabo        |
| 1024 | X      | Bukidnon | Malaybalay City   | San Jose      |
| 1025 | X      | Bukidnon | Malaybalay City   | St Peter      |
| 1026 | X      | Bukidnon | Manolo Fortich    | Sto. Niño     |
| 1027 | X      | Bukidnon | Pangantucan       | Bacusanon     |
| 1028 | X      | Bukidnon | Pangantucan       | Concepcion    |
| 1029 | X      | Bukidnon | Pangantucan       | Gandingan     |
| 1030 | X      | Bukidnon | Pangantucan       | Mendis        |
| 1031 | X      | Bukidnon | Quezon            | Dumalama      |
| 1032 | X      | Bukidnon | Quezon            | Merangerang   |
| 1033 | X      | Bukidnon | Quezon            | Butong        |
| 1034 | X      | Bukidnon | Quezon            | Lumintao      |
| 1035 | X      | Bukidnon | Quezon            | Magsaysay     |
| 1036 | X      | Bukidnon | Quezon            | Mahayag       |
| 1037 | X      | Bukidnon | Quezon            | Salawagan     |
| 1038 | X      | Bukidnon | Quezon            | Sta Cruz      |
| 1039 | X      | Bukidnon | San Fernando      | Kalagangan    |
| 1040 | X      | Bukidnon | San Fernando      | Matupe        |
| 1041 | X      | Bukidnon | San Fernando      | Cabuling      |
| 1042 | X      | Bukidnon | San Fernando      | Cayaga        |
| 1043 | X      | Bukidnon | San Fernando      | Durian        |
| 1044 | X      | Bukidnon | San Fernando      | Iglusad       |
| 1045 | X      | Bukidnon | San Fernando      | Kawayan       |
| 1046 | X      | Bukidnon | San Fernando      | Little Baguio |
| 1047 | X      | Bukidnon | San Fernando      | Nacabuklad    |
| 1048 | X      | Bukidnon | San Fernando      | San Jose      |
| 1049 | X      | Bukidnon | San Fernando      | Sto. Domingo  |
| 1050 | X      | Bukidnon | San Fernando      | Tugop         |
| 1051 | X      | Bukidnon | Sumilao           | Culasi        |
| 1052 | X      | Bukidnon | Sumilao           | Occasion      |
| 1053 | X      | Bukidnon | Talakag           | Basak         |
| 1054 | X      | Bukidnon | Talakag           | Cosina        |

|      | REGION | PROVINCE           | CITY/MUNICIPALITY         | BARANGAYS              |
|------|--------|--------------------|---------------------------|------------------------|
| 1055 | X      | Bukidnon           | Talakag                   | Dominorog              |
| 1056 | X      | Bukidnon           | Talakag                   | Indulang               |
| 1057 | X      | Bukidnon           | Talakag                   | Lantud                 |
| 1058 | X      | Bukidnon           | Talakag                   | San Rafael             |
| 1059 | X      | Bukidnon           | Talakag                   | Tagbak                 |
| 1060 | X      | Bukidnon           | Talakag                   | Tikalaan               |
| 1061 | X      | Bukidnon           | Valencia City             | Mabuhay                |
| 1062 | X      | Bukidnon           | Valencia City             | Sinabuagan             |
| 1063 | X      | Bukidnon           | Valencia City             | Sinayawan              |
| 1064 | X      | Bukidnon           | Valencia City             | Tongantongan           |
| 1065 | X      | Bukidnon           | Valencia City             | Dagat-Kidavao          |
| 1066 | X      | Bukidnon           | Valencia City             | Lourdes                |
| 1067 | X      | Bukidnon           | Valencia City             | Lumbayao               |
| 1068 | X      | Lanao del Norte    | Iligan City               | Dalipuga               |
| 1069 | X      | Misamis Occidental | Aloran                    | Macubon                |
| 1070 | X      | Misamis Occidental | Aloran                    | Roxas                  |
| 1071 | X      | Misamis Occidental | Clarin                    | Dalingap               |
| 1072 | X      | Misamis Occidental | Clarin                    | Penacio                |
| 1073 | X      | Misamis Occidental | Concepcion                | Bagong Nayon           |
| 1074 | X      | Misamis Occidental | Concepcion                | Small Potongan         |
| 1075 | X      | Misamis Occidental | Don Victoriano Chiongbian | Lake Duminagat         |
| 1076 | X      | Misamis Occidental | Don Victoriano Chiongbian | Lampasan               |
| 1077 | X      | Misamis Occidental | Don Victoriano Chiongbian | Liboron                |
| 1078 | X      | Misamis Occidental | Don Victoriano Chiongbian | Tuno                   |
| 1079 | X      | Misamis Occidental | Don Victoriano Chiongbian | Mara-Mara              |
| 1080 | X      | Misamis Occidental | Jimenez                   | Carmen                 |
| 1081 | X      | Misamis Occidental | Jimenez                   | Matugas Alto (Purok 3) |
| 1082 | X      | Misamis Occidental | Sinacaban                 | San Lorenzo Ruiz       |
| 1083 | X      | Misamis Occidental | Tangub City               | Huyohoy                |
| 1084 | X      | Misamis Occidental | Tangub City               | Santo Niño             |
| 1085 | X      | Misamis Occidental | Tudela                    | Gala                   |
| 1086 | X      | Misamis Oriental   | Alubijid                  | Tula                   |
| 1087 | X      | Misamis Oriental   | Balingasag                | Linabu                 |
| 1088 | X      | Misamis Oriental   | Balingasag                | Quezon                 |
| 1089 | X      | Misamis Oriental   | Balingasag                | Samay                  |
| 1090 | X      | Misamis Oriental   | Balingasag                | San Juan               |
| 1091 | X      | Misamis Oriental   | Cagayan de Oro City       | Besigan                |
| 1092 | X      | Misamis Oriental   | Cagayan de Oro City       | Dansolihon             |
| 1093 | X      | Misamis Oriental   | Cagayan de Oro City       | Taglimao               |
| 1094 | X      | Misamis Oriental   | Cagayan de Oro City       | Tagpangi               |
| 1095 | X      | Misamis Oriental   | Cagayan de Oro City       | Tuburan                |
| 1096 | X      | Misamis Oriental   | Claveria                  | Mat-I                  |
| 1097 | X      | Misamis Oriental   | Claveria                  | Lanise                 |
| 1098 | X      | Misamis Oriental   | El Salvador               | San Francisco de Asis  |
| 1099 | X      | Misamis Oriental   | Gingoog City              | Lawaan                 |
| 1100 | X      | Misamis Oriental   | Gingoog City              | Bantaawan              |

|      | REGION | PROVINCE         | CITY/MUNICIPALITY | BARANGAYS      |
|------|--------|------------------|-------------------|----------------|
| 1101 | X      | Misamis Oriental | Gingoog City      | Binakalan      |
| 1102 | X      | Misamis Oriental | Gingoog City      | Eureka         |
| 1103 | X      | Misamis Oriental | Gingoog City      | Malinao        |
| 1104 | X      | Misamis Oriental | Gingoog City      | Kalipay        |
| 1105 | X      | Misamis Oriental | Gingoog City      | Kamanikan      |
| 1106 | X      | Misamis Oriental | Gingoog City      | Lunao          |
| 1107 | X      | Misamis Oriental | Gingoog City      | San Juan       |
| 1108 | X      | Misamis Oriental | Jasaan            | Danao          |
| 1109 | X      | Misamis Oriental | Jasaan            | Ignacio S Cruz |
| 1110 | X      | Misamis Oriental | Jasaan            | San Nicolas    |
| 1111 | X      | Misamis Oriental | Kinoguitan        | Kalitian       |
| 1112 | X      | Misamis Oriental | Lugait            | Calangahan     |
| 1113 | X      | Misamis Oriental | Magsaysay         | Abunda         |
| 1114 | X      | Misamis Oriental | Magsaysay         | Cabalawan      |
| 1115 | X      | Misamis Oriental | Magsaysay         | Gumabon        |
| 1116 | X      | Misamis Oriental | Magsaysay         | Mindulao       |
| 1117 | X      | Misamis Oriental | Magsaysay         | Tinaan         |
| 1118 | X      | Misamis Oriental | Manticao          | Balintad       |
| 1119 | X      | Misamis Oriental | Manticao          | Digkilaan      |
| 1120 | X      | Misamis Oriental | Medina            | Mananum Bag-o  |
| 1121 | X      | Misamis Oriental | Medina            | Mananum Daan   |
| 1122 | X      | Misamis Oriental | Medina            | Bangbang       |
| 1123 | X      | Misamis Oriental | Medina            | San Isidro     |
| 1124 | X      | Misamis Oriental | Naawan            | Lubilan        |
| 1125 | X      | Misamis Oriental | Opol              | Bagocboc       |
| 1126 | X      | Misamis Oriental | Opol              | Cauyanan       |
| 1127 | X      | Misamis Oriental | Opol              | Limonda        |
| 1128 | X      | Misamis Oriental | Opol              | Nangcaon       |
| 1129 | X      | Misamis Oriental | Opol              | Tingalan       |
| 1130 | X      | Misamis Oriental | Salay             | Alipuaton      |
| 1131 | X      | Misamis Oriental | Salay             | Matampa        |
| 1132 | X      | Misamis Oriental | Talisayan         | Sta Ines       |
| 1133 | XI     | Davao City       | Buhangin Dist     | Mandug         |
| 1134 | XI     | Davao City       | Toril Dist        | Daliao         |
| 1135 | XI     | Davao City       | Toril Dist        | Sibulan        |
| 1136 | XI     | Davao de Oro     | Laak              | Bagong Silang  |
| 1137 | XI     | Davao de Oro     | Laak              | Cebulida       |
| 1138 | XI     | Davao de Oro     | Laak              | Ampawid        |
| 1139 | XI     | Davao de Oro     | Laak              | Andap          |
| 1140 | XI     | Davao de Oro     | Laak              | Anitap         |
| 1141 | XI     | Davao de Oro     | Laak              | Concepcion     |
| 1142 | XI     | Davao de Oro     | Laak              | Datu Ampunan   |
| 1143 | XI     | Davao de Oro     | Laak              | Doña Josefa    |
| 1144 | XI     | Davao de Oro     | Laak              | El Katipunan   |
| 1145 | XI     | Davao de Oro     | Laak              | Imelda         |
| 1146 | XI     | Davao de Oro     | Laak              | Inacayan       |

|      | REGION | PROVINCE        | CITY/MUNICIPALITY | BARANGAYS                        |
|------|--------|-----------------|-------------------|----------------------------------|
| 1147 | XI     | Davao de Oro    | Laak              | Langtud (Sitio Kibaguio)         |
| 1148 | XI     | Davao de Oro    | Laak              | Mabuhay                          |
| 1149 | XI     | Davao de Oro    | Laak              | Mangloy                          |
| 1150 | XI     | Davao de Oro    | Laak              | Melale                           |
| 1151 | XI     | Davao de Oro    | Laak              | Panamoren                        |
| 1152 | XI     | Davao de Oro    | Laak              | San Antonio                      |
| 1153 | XI     | Davao de Oro    | Laak              | Sisimon                          |
| 1154 | XI     | Davao de Oro    | Mabini            | Cadunan                          |
| 1155 | XI     | Davao de Oro    | Mabini            | Poblacion (Cuambog)              |
| 1156 | XI     | Davao de Oro    | Maco              | Anibongan                        |
| 1157 | XI     | Davao de Oro    | Maco              | Lapu-Lapu                        |
| 1158 | XI     | Davao de Oro    | Maco              | Mainit                           |
| 1159 | XI     | Davao de Oro    | Maco              | Malamodao                        |
| 1160 | XI     | Davao de Oro    | Maco              | Manipongol                       |
| 1161 | XI     | Davao de Oro    | Maco              | New Barili                       |
| 1162 | XI     | Davao de Oro    | Maragusan         | Lahi                             |
| 1163 | XI     | Davao de Oro    | Maragusan         | New Katipunan                    |
| 1164 | XI     | Davao de Oro    | Mawab             | Concepcion                       |
| 1165 | XI     | Davao de Oro    | Mawab             | Nuevo Iloco                      |
| 1166 | XI     | Davao de Oro    | Mawab             | Salvacion                        |
| 1167 | XI     | Davao de Oro    | Mawab             | Sawangan                         |
| 1168 | XI     | Davao de Oro    | Montevista        | Banglasan                        |
| 1169 | XI     | Davao de Oro    | Montevista        | Bankerohan Norte                 |
| 1170 | XI     | Davao de Oro    | Montevista        | New Calape                       |
| 1171 | XI     | Davao de Oro    | Montevista        | New Cebulan                      |
| 1172 | XI     | Davao de Oro    | Montevista        | New Dalaguete                    |
| 1173 | XI     | Davao de Oro    | Montevista        | Poblacion                        |
| 1174 | XI     | Davao de Oro    | Montevista        | Tapia                            |
| 1175 | XI     | Davao de Oro    | Nabunturan        | Mipangi                          |
| 1176 | XI     | Davao de Oro    | New Bataan        | Tandawan                         |
| 1177 | XI     | Davao del Norte | Asuncion          | Napungas                         |
| 1178 | XI     | Davao del Norte | Asuncion          | Binancian                        |
| 1179 | XI     | Davao del Norte | Asuncion          | Buan                             |
| 1180 | XI     | Davao del Norte | Kapalong          | Gupitan (Sitio Bagtok & Tiabong) |
| 1181 | XI     | Davao del Norte | New Corella       | Cabidlanan                       |
| 1182 | XI     | Davao del Norte | New Corella       | Carcor                           |
| 1183 | XI     | Davao del Norte | New Corella       | El Salvador                      |
| 1184 | XI     | Davao del Norte | New Corella       | Mambing                          |
| 1185 | XI     | Davao del Norte | New Corella       | New Cortez                       |
| 1186 | XI     | Davao del Norte | New Corella       | San Jose                         |
| 1187 | XI     | Davao del Norte | New Corella       | Santa Fe                         |
| 1188 | XI     | Davao del Norte | New Corella       | Patrocenio                       |
| 1189 | XI     | Davao del Norte | New Corella       | Suawon                           |
| 1190 | XI     | Davao del Norte | Panabo City       | Little Panay                     |
| 1191 | XI     | Davao del Norte | Panabo City       | Maduao                           |
| 1192 | XI     | Davao del Norte | San Isidro        | Igangan (Purok 9A)               |

|      | REGION | PROVINCE         | CITY/MUNICIPALITY | BARANGAYS                |
|------|--------|------------------|-------------------|--------------------------|
| 1193 | XI     | Davao del Norte  | Sto Tomas         | Magwawa                  |
| 1194 | XI     | Davao del Norte  | Sto Tomas         | San Jose                 |
| 1195 | XI     | Davao del Norte  | Talaingod         | Sto Niño (Sitio Himatis) |
| 1196 | XI     | Davao del Sur    | Kiblawan          | Abnate                   |
| 1197 | XI     | Davao del Sur    | Kiblawan          | Kimlawis                 |
| 1198 | XI     | Davao del Sur    | Magsaysay         | Malawanit                |
| 1199 | XI     | Davao del Sur    | Magsaysay         | Maibo                    |
| 1200 | XI     | Davao del Sur    | Magsaysay         | Upper Bala               |
| 1201 | XI     | Davao del Sur    | Matanao           | Dongan-pekong            |
| 1202 | XI     | Davao del Sur    | Matanao           | Saboy                    |
| 1203 | XI     | Davao del Sur    | Matanao           | Asinan                   |
| 1204 | XI     | Davao del Sur    | Matanao           | Bangkal                  |
| 1205 | XI     | Davao del Sur    | Matanao           | Kabasagan                |
| 1206 | XI     | Davao del Sur    | Matanao           | Kapok                    |
| 1207 | XI     | Davao del Sur    | Matanao           | Saub                     |
| 1208 | XI     | Davao del Sur    | Sta Cruz          | Astorga                  |
| 1209 | XI     | Davao del Sur    | Sta Cruz          | Coronon                  |
| 1210 | XI     | Davao del Sur    | Sta Cruz          | Jose Rizal               |
| 1211 | XI     | Davao del Sur    | Sta Cruz          | Zone 1                   |
| 1212 | XI     | Davao del Sur    | Sta Cruz          | Sibulan                  |
| 1213 | XI     | Davao Occidental | Jose Abad Santos  | Tanuman                  |
| 1214 | XI     | Davao Oriental   | Baganga           | Binondo                  |
| 1215 | XI     | Davao Oriental   | Cateel            | Malibago                 |
| 1216 | XI     | Davao Oriental   | Cateel            | Aliwagwag                |
| 1217 | XI     | Davao Oriental   | Cateel            | Mainit                   |
| 1218 | XI     | Davao Oriental   | Cateel            | Taytayan                 |
| 1219 | XI     | Davao Oriental   | Lupon             | Marayag                  |
| 1220 | XI     | Davao Oriental   | Lupon             | Maragatas                |
| 1221 | XI     | Davao Oriental   | Manay             | Capasnan                 |
| 1222 | XI     | Davao Oriental   | Manay             | San Fermin               |
| 1223 | XI     | Davao Oriental   | Manay             | Taocanga                 |
| 1224 | XI     | Davao Oriental   | Mati City         | Matiao                   |
| 1225 | XI     | Davao Oriental   | Mati City         | Sainz                    |
| 1226 | XI     | Davao Oriental   | Mati City         | Sanghay                  |
| 1227 | XI     | Davao Oriental   | Mati City         | Tagbinonga               |
| 1228 | XI     | Davao Oriental   | Mati City         | Taguibo                  |
| 1229 | XI     | Davao Oriental   | Mati City         | Don Salvador Lopez       |
| 1230 | XI     | Davao Oriental   | Mati City         | Central                  |
| 1231 | XI     | Davao Oriental   | Mati City         | Culian                   |
| 1232 | XI     | Davao Oriental   | Tarragona         | Ompao                    |
| 1233 | XI     | Davao Oriental   | Tarragona         | Tomoaong                 |
| 1234 | XI     | Davao Oriental   | Tarragona         | Tubaon                   |
| 1235 | XII    | North Cotabato   | Antipas           | Kiyaab                   |
| 1236 | XII    | North Cotabato   | Antipas           | Magsaysay                |
| 1237 | XII    | North Cotabato   | Antipas           | Malatad                  |
| 1238 | XII    | North Cotabato   | Antipas           | Malire                   |

|      | REGION | PROVINCE       | CITY/MUNICIPALITY | BARANGAYS      |
|------|--------|----------------|-------------------|----------------|
| 1239 | XII    | North Cotabato | Arakan            | Kinawayan      |
| 1240 | XII    | North Cotabato | Arakan            | Binoongan      |
| 1241 | XII    | North Cotabato | Arakan            | Datu Matangkil |
| 1242 | XII    | North Cotabato | Arakan            | Kulaman Valley |
| 1243 | XII    | North Cotabato | Arakan            | San Miguel     |
| 1244 | XII    | North Cotabato | Arakan            | Sto Niño       |
| 1245 | XII    | North Cotabato | Arakan            | Badiangon      |
| 1246 | XII    | North Cotabato | Arakan            | Gambodes       |
| 1247 | XII    | North Cotabato | Arakan            | Salasang       |
| 1248 | XII    | North Cotabato | Arakan            | Sumalili       |
| 1249 | XII    | North Cotabato | Kidapawan City    | Gayola         |
| 1250 | XII    | North Cotabato | Kidapawan City    | Katipunan      |
| 1251 | XII    | North Cotabato | Kidapawan City    | Sto Niño       |
| 1252 | XII    | North Cotabato | Kidapawan City    | Malinan        |
| 1253 | XII    | North Cotabato | Kidapawan City    | San Isidro     |
| 1254 | XII    | North Cotabato | Kidapawan City    | San Roque      |
| 1255 | XII    | North Cotabato | Magpet            | Alibayon       |
| 1256 | XII    | North Cotabato | Magpet            | Bagumbayan     |
| 1257 | XII    | North Cotabato | Magpet            | Balete         |
| 1258 | XII    | North Cotabato | Magpet            | Basak          |
| 1259 | XII    | North Cotabato | Magpet            | Inac           |
| 1260 | XII    | North Cotabato | Magpet            | Temporan       |
| 1261 | XII    | North Cotabato | Makilala          | Cabilao        |
| 1262 | XII    | North Cotabato | Makilala          | Malasila       |
| 1263 | XII    | North Cotabato | Makilala          | New Baguio     |
| 1264 | XII    | North Cotabato | Makilala          | Sta Felomina   |
| 1265 | XII    | North Cotabato | Makilala          | Malungon       |
| 1266 | XII    | North Cotabato | Makilala          | Sto Niño       |
| 1267 | XII    | North Cotabato | President Roxas   | Alegria        |
| 1268 | XII    | North Cotabato | President Roxas   | Datu Indang    |
| 1269 | XII    | North Cotabato | President Roxas   | Datu Sandungan |
| 1270 | XII    | North Cotabato | President Roxas   | Greenhill      |
| 1271 | XII    | North Cotabato | President Roxas   | Idaoman        |
| 1272 | XII    | North Cotabato | President Roxas   | Kamarahan      |
| 1273 | XII    | North Cotabato | President Roxas   | Lama-lama      |
| 1274 | XII    | North Cotabato | President Roxas   | Sagcungan      |
| 1275 | XII    | North Cotabato | President Roxas   | Sarayan        |
| 1276 | XII    | North Cotabato | President Roxas   | Bato-bato      |
| 1277 | XII    | North Cotabato | President Roxas   | Cabangbangan   |
| 1278 | XII    | North Cotabato | President Roxas   | Camasi         |
| 1279 | XII    | North Cotabato | President Roxas   | F. Cajelo      |
| 1280 | XII    | North Cotabato | President Roxas   | Ilustre        |
| 1281 | XII    | North Cotabato | President Roxas   | Kimaruhing     |
| 1282 | XII    | North Cotabato | President Roxas   | Kisupaan       |
| 1283 | XII    | North Cotabato | President Roxas   | Labu-o         |
| 1284 | XII    | North Cotabato | President Roxas   | Mabuhay        |



|      | REGION | PROVINCE           | CITY/MUNICIPALITY    | BARANGAYS                  |
|------|--------|--------------------|----------------------|----------------------------|
| 1285 | XII    | North Cotabato     | President Roxas      | Poblacion                  |
| 1286 | XII    | North Cotabato     | President Roxas      | Salat                      |
| 1287 | XII    | North Cotabato     | Tulunán              | Bacong                     |
| 1288 | XII    | North Cotabato     | Tulunán              | Daig                       |
| 1289 | XII    | North Cotabato     | Tulunán              | Magbok                     |
| 1290 | XII    | North Cotabato     | Tulunán              | Tuburan                    |
| 1291 | XII    | North Cotabato     | Tulunán              | Nabundasan                 |
| 1292 | XII    | Sarangani Province | Glan                 | Datal Bukay                |
| 1293 | XII    | Sarangani Province | Maasim               | Nomoh                      |
| 1294 | XII    | Sarangani Province | Maasim               | Pananag                    |
| 1295 | XII    | Sarangani Province | Malapatan            | Sapu Masla                 |
| 1296 | XII    | South Cotabato     | Koronadal City       | San Jose (Koronadal)       |
| 1297 | XII    | South Cotabato     | Lake Sebu            | Klubi (So Klubi)           |
| 1298 | XII    | South Cotabato     | Lake Sebu            | Lamfugon (Sitio Kolonbong) |
| 1299 | XII    | South Cotabato     | T'Boli               | Laconon (Sitio Ellaw)      |
| 1300 | XII    | South Cotabato     | Tupi                 | Cebuano                    |
| 1301 | XII    | Sultan Kudarat     | Bagumbayan           | Sumilil                    |
| 1302 | XII    | Sultan Kudarat     | Cumbio               | Eday                       |
| 1303 | XII    | Sultan Kudarat     | Cumbio               | Elbebe                     |
| 1304 | XII    | Sultan Kudarat     | Cumbio               | Lomoyon                    |
| 1305 | XII    | Sultan Kudarat     | Cumbio               | Makat                      |
| 1306 | XII    | Sultan Kudarat     | Esperanza            | Margues                    |
| 1307 | XII    | Sultan Kudarat     | Esperanza            | Pamantingan                |
| 1308 | XII    | Sultan Kudarat     | Kalamansig           | Nalilidan                  |
| 1309 | XII    | Sultan Kudarat     | Kalamansig           | Sangay                     |
| 1310 | XII    | Sultan Kudarat     | Lebak                | Bululawan                  |
| 1311 | XII    | Sultan Kudarat     | Palimbang            | Domolol                    |
| 1312 | XII    | Sultan Kudarat     | Sen Ninoy Aquino     | Midtungok                  |
| 1313 | XIII   | Agusan del Norte   | Butuan City          | Amparo                     |
| 1314 | XIII   | Agusan del Norte   | Butuan City          | Los Angeles                |
| 1315 | XIII   | Agusan del Norte   | Butuan City          | Sto Niño                   |
| 1316 | XIII   | Agusan del Norte   | Jabonga              | Bangonay                   |
| 1317 | XIII   | Agusan del Norte   | Kitcharao            | Mahayahay                  |
| 1318 | XIII   | Agusan del Norte   | Kitcharao            | San Roque                  |
| 1319 | XIII   | Agusan del Norte   | Kitcharao            | Sangay                     |
| 1320 | XIII   | Agusan del Norte   | Remedios T Romualdez | Balang-balang              |
| 1321 | XIII   | Agusan del Norte   | Santiago             | Curva                      |
| 1322 | XIII   | Agusan del Norte   | Santiago             | Jagupit                    |
| 1323 | XIII   | Agusan del Norte   | Santiago             | Poblacion 2                |
| 1324 | XIII   | Agusan del Sur     | Esperanza            | Agsabu                     |
| 1325 | XIII   | Agusan del Sur     | Esperanza            | Bakingking                 |
| 1326 | XIII   | Agusan del Sur     | Esperanza            | Guibonon                   |
| 1327 | XIII   | Agusan del Sur     | Esperanza            | Kalabuan                   |
| 1328 | XIII   | Agusan del Sur     | Esperanza            | Kinamaybay                 |
| 1329 | XIII   | Agusan del Sur     | Esperanza            | Maliwanag                  |
| 1330 | XIII   | Agusan del Sur     | Esperanza            | Segunda                    |

|      | REGION | PROVINCE          | CITY/MUNICIPALITY | BARANGAYS             |
|------|--------|-------------------|-------------------|-----------------------|
| 1331 | XIII   | Agusan del Sur    | Esperanza         | Tagbalili             |
| 1332 | XIII   | Agusan del Sur    | Esperanza         | Tandang Sora          |
| 1333 | XIII   | Agusan del Sur    | Esperanza         | Bunaguit              |
| 1334 | XIII   | Agusan del Sur    | Esperanza         | Nato                  |
| 1335 | XIII   | Agusan del Sur    | Esperanza         | Remedios              |
| 1336 | XIII   | Agusan del Sur    | Esperanza         | Salug                 |
| 1337 | XIII   | Agusan del Sur    | Esperanza         | Balubo                |
| 1338 | XIII   | Agusan del Sur    | Esperanza         | Hawilian              |
| 1339 | XIII   | Agusan del Sur    | Esperanza         | Milagros              |
| 1340 | XIII   | Agusan del Sur    | Esperanza         | Oro                   |
| 1341 | XIII   | Agusan del Sur    | Esperanza         | Sinakungan            |
| 1342 | XIII   | Agusan del Sur    | La Paz            | Kasapa II             |
| 1343 | XIII   | Agusan del Sur    | La Paz            | Comota                |
| 1344 | XIII   | Agusan del Sur    | La Paz            | Langasian             |
| 1345 | XIII   | Agusan del Sur    | Loreto            | Johnson               |
| 1346 | XIII   | Agusan del Sur    | Loreto            | Binucayan             |
| 1347 | XIII   | Agusan del Sur    | Loreto            | Kasapa                |
| 1348 | XIII   | Agusan del Sur    | Loreto            | Kauswagan             |
| 1349 | XIII   | Agusan del Sur    | Loreto            | Magaud                |
| 1350 | XIII   | Agusan del Sur    | Loreto            | Poblacion             |
| 1351 | XIII   | Agusan del Sur    | Loreto            | San Mariano           |
| 1352 | XIII   | Agusan del Sur    | Loreto            | Violanta              |
| 1353 | XIII   | Agusan del Sur    | Loreto            | Sabud                 |
| 1354 | XIII   | Agusan del Sur    | San Luis          | Balit                 |
| 1355 | XIII   | Agusan del Sur    | San Luis          | Coalicion             |
| 1356 | XIII   | Agusan del Sur    | San Luis          | Mahagsay              |
| 1357 | XIII   | Agusan del Sur    | San Luis          | Mahayahay             |
| 1358 | XIII   | Agusan del Sur    | San Luis          | San Pedro             |
| 1359 | XIII   | Agusan del Sur    | Sibagat           | New Tubigon           |
| 1360 | XIII   | Agusan del Sur    | Sibagat           | Banagbanag            |
| 1361 | XIII   | Agusan del Sur    | Sibagat           | Kioya                 |
| 1362 | XIII   | Agusan del Sur    | Sibagat           | Kolambugan            |
| 1363 | XIII   | Agusan del Sur    | Sibagat           | Magsaysay             |
| 1364 | XIII   | Agusan del Sur    | Sibagat           | Padiay                |
| 1365 | XIII   | Agusan del Sur    | Sibagat           | San Isidro            |
| 1366 | XIII   | Agusan del Sur    | Sibagat           | Tabon-tabon           |
| 1367 | XIII   | Agusan del Sur    | Sibagat           | Sta Cruz              |
| 1368 | XIII   | Agusan del Sur    | Trento            | Sta Maria             |
| 1369 | XIII   | Surigao del Norte | Alegria           | Camp Eduard (Geotina) |
| 1370 | XIII   | Surigao del Norte | Alegria           | Ombong                |
| 1371 | XIII   | Surigao del Norte | Alegria           | San Pedro             |
| 1372 | XIII   | Surigao del Norte | Bacuag            | Pautao                |
| 1373 | XIII   | Surigao del Norte | Bacuag            | Pungtod               |
| 1374 | XIII   | Surigao del Norte | Bacuag            | Campo                 |
| 1375 | XIII   | Surigao del Norte | Claver            | Cabugo                |
| 1376 | XIII   | Surigao del Norte | Claver            | Panatao               |

|      | REGION | PROVINCE          | CITY/MUNICIPALITY | BARANGAYS     |
|------|--------|-------------------|-------------------|---------------|
| 1377 | XIII   | Surigao del Norte | Claver            | Wangke        |
| 1378 | XIII   | Surigao del Norte | Gigaquit          | Camboayan     |
| 1379 | XIII   | Surigao del Norte | Gigaquit          | San Antonio   |
| 1380 | XIII   | Surigao del Norte | Mainit            | San Francisco |
| 1381 | XIII   | Surigao del Norte | Mainit            | Tolingon      |
| 1382 | XIII   | Surigao del Norte | Malimono          | Cagtinae      |
| 1383 | XIII   | Surigao del Norte | Malimono          | Cayawan       |
| 1384 | XIII   | Surigao del Norte | Placer            | Amoslog       |
| 1385 | XIII   | Surigao del Norte | Placer            | Mabini        |
| 1386 | XIII   | Surigao del Norte | Placer            | Pananay-an    |
| 1387 | XIII   | Surigao del Norte | Surigao City      | San Roque     |
| 1388 | XIII   | Surigao del Norte | Tubod             | Timamana      |
| 1389 | XIII   | Surigao del Sur   | Bislig City       | Pamaypayan    |
| 1390 | XIII   | Surigao del Sur   | Cantilan          | Buntalid      |
| 1391 | XIII   | Surigao del Sur   | Cantilan          | Cabas-an      |
| 1392 | XIII   | Surigao del Sur   | Cantilan          | Tigabong      |
| 1393 | XIII   | Surigao del Sur   | Carmen            | Puyat         |
| 1394 | XIII   | Surigao del Sur   | Cortes            | Tag-Anongan   |
| 1395 | XIII   | Surigao del Sur   | Lanuza            | Sibahay       |
| 1396 | XIII   | Surigao del Sur   | Lanuza            | Zone III      |
| 1397 | XIII   | Surigao del Sur   | Lanuza            | Nurcia        |
| 1398 | XIII   | Surigao del Sur   | San Miguel        | Castillo      |
| 1399 | XIII   | Surigao del Sur   | San Miguel        | San Roque     |
| 1400 | XIII   | Surigao del Sur   | San Miguel        | Liba-sud      |
| 1401 | XIII   | Surigao del Sur   | San Miguel        | Magroyong     |
| 1402 | XIII   | Surigao del Sur   | San Miguel        | Siagao        |
| 1403 | XIII   | Surigao del Sur   | Tandag City       | Mabuhay       |
| 1404 | XIII   | Surigao del Sur   | Tandag City       | Maitum        |
| 1405 | XIII   | Surigao del Sur   | Tandag City       | Awasian       |
| 1406 | XIII   | Surigao del Sur   | Tandag City       | San Antonio   |