


BUDGET OF EXPENDITURES AND SOURCES OF FINANCING FISCAL YEAR 1988



PHILIPPINES

LEGEND

REGIONAL BOUNDARY - - - - -
PROVINCIAL BOUNDARY - - - - -

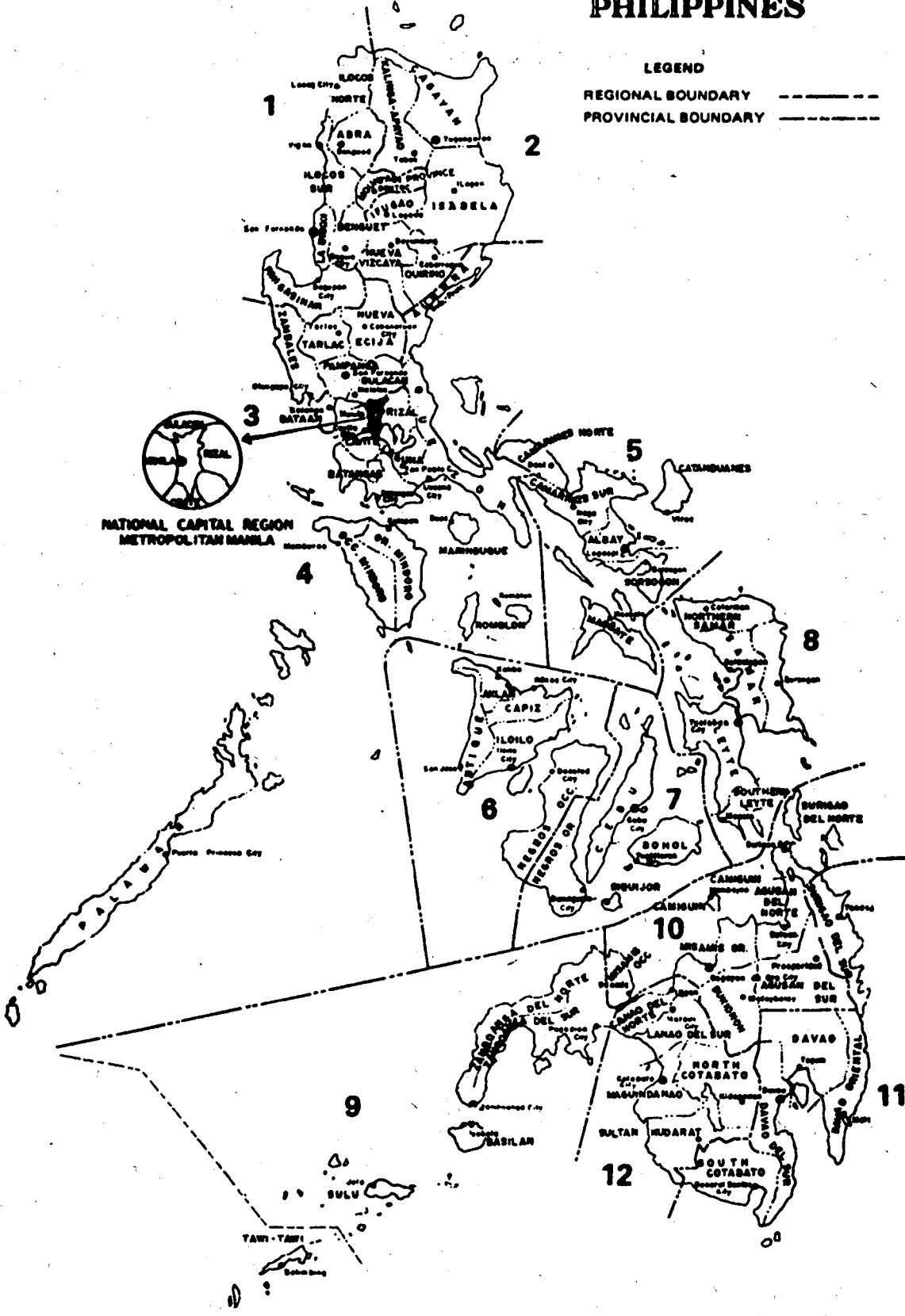


TABLE OF CONTENTS

PART I

Summary of the Budget Program

ACRONYMS	I - 7
INTRODUCTION	I - 13
BUDGET LEVELS	I - 13
DEFICIT PROGRAM	I - 16
SOURCES OF FINANCING	I - 19
Revenue Program	I - 19
Borrowing Program	I - 22
MAJOR EXPENDITURE COMPONENTS	I - 25
SECTORAL ALLOCATION OF THE BUDGET	I - 27
Economic Services	I - 29
Social Services	I - 35
Defense	I - 40
General Public Services	I - 41
Debt Burden	I - 43
REGIONAL ALLOCATION OF THE BUDGET	I - 45
BUDGETARY SUPPORT TO GOVERNMENT CORPORATIONS	I - 47
NATIONAL ASSISTANCE TO LOCAL GOVERNMENT UNITS	I - 49
SOURCES OF APPROPRIATIONS	I - 50

List of Figures

1	The Budget Peso	I - 14
2	Direct Expenditures vs. Debt Burden	I - 15
3	Expenditures Per Capita	I - 15
4	Budget Deficit Program	I - 16
5	Budget Provision for Economic Services	I - 29
6	Budget Provision for Social Services	I - 35
7	Budget Provision for Defense	I - 40
8	Sources of Appropriations	I - 51

List of Tables

1	Budget Deficit Program	I - 17
2	Cash Disbursement Program	I - 18
3	Revenue Program of the National Government	I - 20
4	Borrowing Program of the National Government	I - 23
5	Budgetary Provision for Foreign-Assisted Projects	I - 24
6	Expenditure Program of the National Government, By Expense Class	I - 25
7	Infrastructure Program	I - 27
8	Sectoral Allocation of Government Expenditures	I - 28
9	Debt Burden of the National Government	I - 44
10	Regional Allocation of Government Expenditures	I - 47
11	Budgetary Support to Government Corporations	I - 48
12	National Assistance to Local Government Units	I - 50

PART II

Detailed Annexes

A. NATIONAL GOVERNMENT EXPENDITURES, OBLIGATION BASIS

A.1	Expenditure Program, By Object, 1986-1988	II - 5
A.2	Personal Services Program, By Department/ Special Purpose Fund, 1988	II - 7
A.3	Maintenance and Other Operating Expenses Program, By Department/Special Purpose Fund, 1988	II - 8
A.4	Capital Outlays Program, By Department/ Special Purpose Fund, 1988	II - 12
A.5	Expenditure Program, By Department/Special Purpose Fund, 1986-1988	II - 14
A.6	Expenditure Program, By Agency, By General Expense Class, 1986-1988	II - 16
A.7	Infrastructure Program, 1986-1988	II - 29
A.8	Expenditure Program, By Sector, 1986-1988	II - 30
A.9	Expenditure Program Directly Allocated to Regions, By Department/Special Purpose Fund, 1988	II - 39
A.10	Expenditure Program, By Agency, By Type of Fund, 1986-1988	II - 41
A.11	Special Accounts/Funds in the General Fund, 1986-1988	II - 53
A.12	Foreign-Assisted Projects, By Agency, 1987-1988	II - 61

A.13 Salient Features of Foreign-Assisted Projects, By Creditor	II - 83
A.14 Domestic Debt Service, By Type of Borrowing Instrument, 1988	II - 90
A.15 Foreign Debt Service, By Specific Account, 1988	II - 92

B. NATIONAL GOVERNMENT REVENUES

B.1 Revenue Program, By Source, 1986-1988	II - 105
B.2 Revenue Program, By Collecting Department, 1986-1988	II - 107
B.3 Tax Revenue Program, By Collecting Department/Agency, By Source, 1986-1988	II - 108
B.4 Nontax Revenue Program, By Collecting Department/Agency, By Source, 1986-1988	II - 111

C. NATIONAL GOVERNMENT BORROWINGS AND OUTSTANDING DEBT

C.1 Borrowing Program, By Source, 1986-1988	II - 179
C.2 Outstanding Domestic Debt, As of Year-End, 1986-1988	II - 180
C.3 Outstanding Foreign Debt, As of Year-End, 1986-1988	II - 182

D. GOVERNMENT CORPORATIONS

D.1 Budgetary Support to Government Corporations, By Recipient Corporation, 1986-1988	II - 207
D.2 Balance Sheets of Selected Government Corpo- rations, 1986	II - 210
D.3 Balance Sheets of Selected Government Corpo- rations, 1987	II - 213
D.4 Balance Sheets of Selected Government Corpo- rations, 1988	II - 216
D.5 Income Statements of Selected Government Corporations, 1986	II - 219
D.6 Income Statements of Selected Government Corporations, 1987	II - 222
D.7 Income Statements of Selected Government Corporations, 1988	II - 225
D.8 Cash Flow Statements of Selected Government Corporations, 1986	II - 228
D.9 Cash Flow Statements of Selected Government Corporations, 1987	II - 231
D.10 Cash Flow Statements of Selected Government Corporations, 1988	II - 234

E. LOCAL GOVERNMENT UNITS

E.1	National Revenue Sharing to Local Government Units, 1988	II - 239
E.2	Consolidated Statement of Receipts and Expenditures of Local Government Units, 1986-1988	II - 240
E.3	Summary of Receipts and Expenditures of Local Government Units, By Region, 1986-1988	II - 241
E.4	Statement of Receipts and Expenditures, By Province, 1988	II - 242
E.5	Statement of Receipts and Expenditures, By City, 1988	II - 250
E.6	Statement of Receipts and Expenditures, By Group of Municipalities, 1988	II - 258

ACRONYMS

ADAB	- Australian Development Assistance Bureau
ADB	- Asian Development Bank
AFP	- Armed Forces of the Philippines
AO	- Administrative Order
APT	- Asset Privatization Trust
ASEAN	- Association of Southeast Asian Nations
BED	- Bureau of Energy Development
BF	- Belgian Francs
BFD	- Bureau of Forest Development
BIR	- Bureau of Internal Revenue
BLISS	- Bagong Lipunan Improvement of Sites and Services
BOI	- Board of Investments
BTr	- Bureau of the Treasury
CAN	- Canada
CARP	- Comprehensive Agrarian Reform Program
CB	- Central Bank of the Philippines
CCP	- Cultural Center of the Philippines
CFBP	- Consolidated Foreign Borrowings Program
CFSA	- Counterpart Fund Special Account
CIAP	- Construction Industry Authority of the Philippines
CIDA	- Canadian International Development Agency
CMDC	- Construction Manpower Development Center
CO	- Capital Outlays
COE	- Current Operating Expenditures
COLA	- Cost of Living Allowance
CRS	- Catholic Relief Services
CQB	- Cost of Qualified Borrowings
CVRPO	- Central Visayas Regional Project Office
DA	- Department of Agriculture
DAR	- Department of Agrarian Reform
DBM	- Department of Budget and Management
DBP	- Development Bank of the Philippines
DECS	- Department of Education, Culture and Sports
DENR	- Department of Environment and Natural Resources
DFL	- Dutch Florins
DK	- Danish Kroner
DLG	- Department of Local Government
DM	- Deutsche Mark
DOF	- Department of Finance
DOH	- Department of Health
DPH	- Department of Public Highways

DPWH	- Department of Public Works and Highways
DSWD	- Department of Social Welfare and Development
DOLE	- Department of Labor and Employment
DOST	- Department of Science and Technology
DOTC	- Department of Transportation and Communications
DTI	- Department of Trade and Industry
ECGD	- Export Credit Guarantee Department
EDSA	- Epifanio de los Santos Avenue
EEC	- European Economic Community
EPZA	- Export Processing Zone Authority
EO	- Executive Order
EXIMBANK	- Export Import Bank
FAO	- Food and Agriculture Organization
FAPs	- Foreign-Assisted Projects
FAPSF	- Foreign-Assisted Projects Support Fund
FIDA	- Fiber Industry Development Authority
FNRI	- Food and Nutrition Research Institute
FRG	- Federal Republic of Germany
GFIs	- Government Financial Institutions
GNP	- Gross National Product
GSIS	- Government Service Insurance System
GTZ	- Gesellschaft For Technische Zusammenarbeit
IAD	- Integrated Area Development
IAEA	- International Atomic Energy Administration
IBRD	- International Bank for Reconstruction and Development
IDA	- International Development Association
IDRC	- International Development Research Center
INP	- Integrated National Police
IFAD	- International Fund for Agricultural Development
JICA	- Japan International Cooperating Agency
KFW	- Kreditanstalt Fur Wlderfefton
LGUs	- Local Government Units
LIBOR	- London Interbank Offered Rate
LOI	- Letter of Instruction
MIA	- Manila International Airport
MMC	- Metropolitan Manila Commission
MMINUTE	- Metro Manila Infrastructure Utilities and Engineering
MMUTSTRAP	- Metro Manila Urban Transportation Strategy Planning Project
MSU	- Mindanao State University
MWSS	- Metropolitan Waterworks and Sewerage System
NALGU	- National Assistance to Local Government Units
NAWASA	- National Waterworks and Sewerage Administration
NEDA	- National Economic and Development Authority
NCR	- National Capital Region
NHA	- National Housing Authority
NIA	- National Irrigation Administration

NMYC	-	National Manpower and Youth Council
NPAs	-	Non-Performing Assets
NPC	-	National Power Corporation
NSCB	-	National Statistical Coordination Board
NTRC	-	National Tax Research Center
NZ	-	New Zealand
OCO	-	Other Capital Outlays
OEA	-	Office of Energy Affairs
OECF	-	Overseas Economic Cooperation Fund
OP	-	Office of the President
OPEC	-	Organization of Petroleum Exporting Countries
PAEC	-	Philippine Atomic Energy Commission
PAF	-	Philippine Air Force
PAG-ASA	-	Philippine Atmospheric, Geophysical, and Astronomical Services Administration
Pag-IBIG	-	Pagtutulungan sa Kinabukasan: Ikaw, Bangko, Industriya at Gobyerno
PCAFNRD	-	Philippine Council for Agriculture, Forestry and Natural Resources Research and Development
PCHRD	-	Philippine Council for Health Research and Development
PD	-	Presidential Decree
PEA	-	Public Estates Authority
PGH	-	Philippine General Hospital
PHILEX	-	Philippine Exchange Company
PHIVIDEC	-	Philippine Veterans Investment Development Corporation
PHRDP	-	Philippine Health Research and Development Project
PJH	-	Philippine-Japan Highway
PJHL	-	Philippine-Japan Highway Loan
PL	-	Public Law
PNB	-	Philippine National Bank
PNOC	-	Philippine National Oil Company
PREMIUMED	-	Program for Essential Municipal Infrastructure Utilities, Maintenance, and Engineering Development
PTA	-	Philippine Tourism Authority
PUSH	-	Panay Unified Services for Health
PWED	-	Public Works and Economic Development
RA	-	Republic Act
RP	-	Republic of the Philippines
RTVM	-	Radio Television Malacanang
SADA	-	Sequestered Assets Disposition Authority
SEC	-	Securities and Exchange Commission
SSS	-	Social Security System
SUCs	-	State Universities and Colleges
TC	-	Tariff Commission
UN	-	United Nations
UNDP	-	United Nations Development Program

UNESCO	-	United Nations Educational, Scientific, and Cultural Organization
UNICEF	-	United Nations International Children's Emergency Fund
UP	-	University of the Philippines
US	-	United States
USAID	-	United States Agency for International Development
VAT	-	Value Added Tax
WFP	-	World Food Program
WHO	-	World Health Organization

PART I

**SUMMARY OF THE BUDGET PROGRAM
FOR FISCAL YEAR 1988**

Summary of the Budget Program for Fiscal Year 1988

The proposed 1988 budget is the financial translation of the government's priority programs and projects in support of the country's economic development efforts. It proposes an expenditure program that is lean and cost-efficient; a revenue program that is progressive and equitable; and a borrowing program that is manageable and prudent.

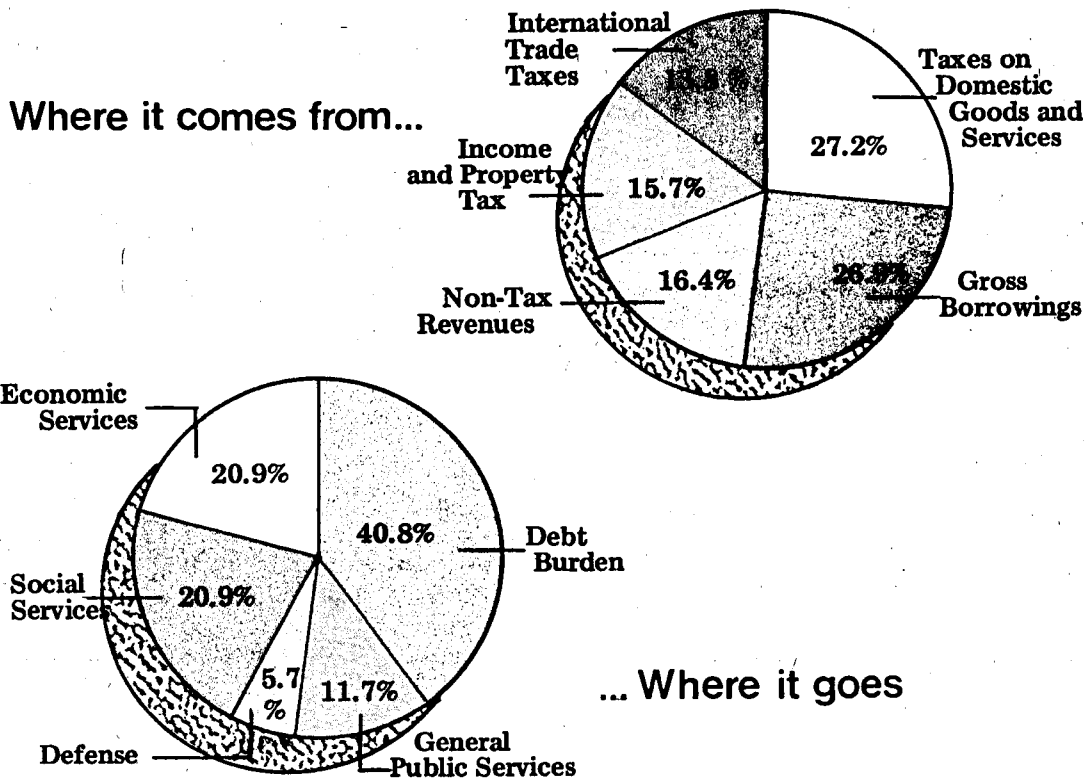
The proposal improves on the beneficial aspects of past budget programs and introduces measures to correct their shortcomings. The common guiding principle was to design a budget that best addresses the diverse needs of the people both in the short run and over the medium term. With so much demand on public resources and so little funds to support it, the budget has been allocated to activities that yield the most in terms of economic and social benefits.

BUDGET LEVELS

On the basis of need and considering estimated available resources, the 1988 expenditure program, obligation basis, is proposed at P169.7 billion. This amount represents the totality of obligations which government may incur during 1988 out of existing and new appropriations.

On the average, every budget peso in 1988 will be spent principally for economic and social service-oriented projects and for meeting the debt servicing requirements of the national government and of public corporations. Some three-fourths of this budget peso will be financed by tax and non-tax revenues; about one-fourth will be funded by gross borrowings (Figure 1).

Figure 1
The Budget Peso



The 1988 budget of P169.7 billion is P9.3 billion or 5.8 percent more than the revised 1987 budget. Direct government expenditures, those that will specifically go to the provision of productive goods and services, however, will grow by a higher 16.5 percent as government contains the increase in the debt burden to P69.2 billion or 40.8 percent of the 1988 budget, from P74.1 billion or 46.2 percent in 1987 (Figure 2).

On a per capita basis, government expenditures will amount to P2,891, of which P1,713 will go to productive services. While the 9.2 percent growth in GNP per capita outpaces the 3.4 percent per capita growth in budget expenditures, there is in fact an estimated expansion in government services that directly benefit the people. Direct expenditures per capita in 1988 will increase by a higher 13.9 percent, implying that the real incremental benefit to each person, on the average, will actually be greater than that indicated by the budget increase (Figure 3).

Figure 2
Direct Expenditures vs. Debt Burden

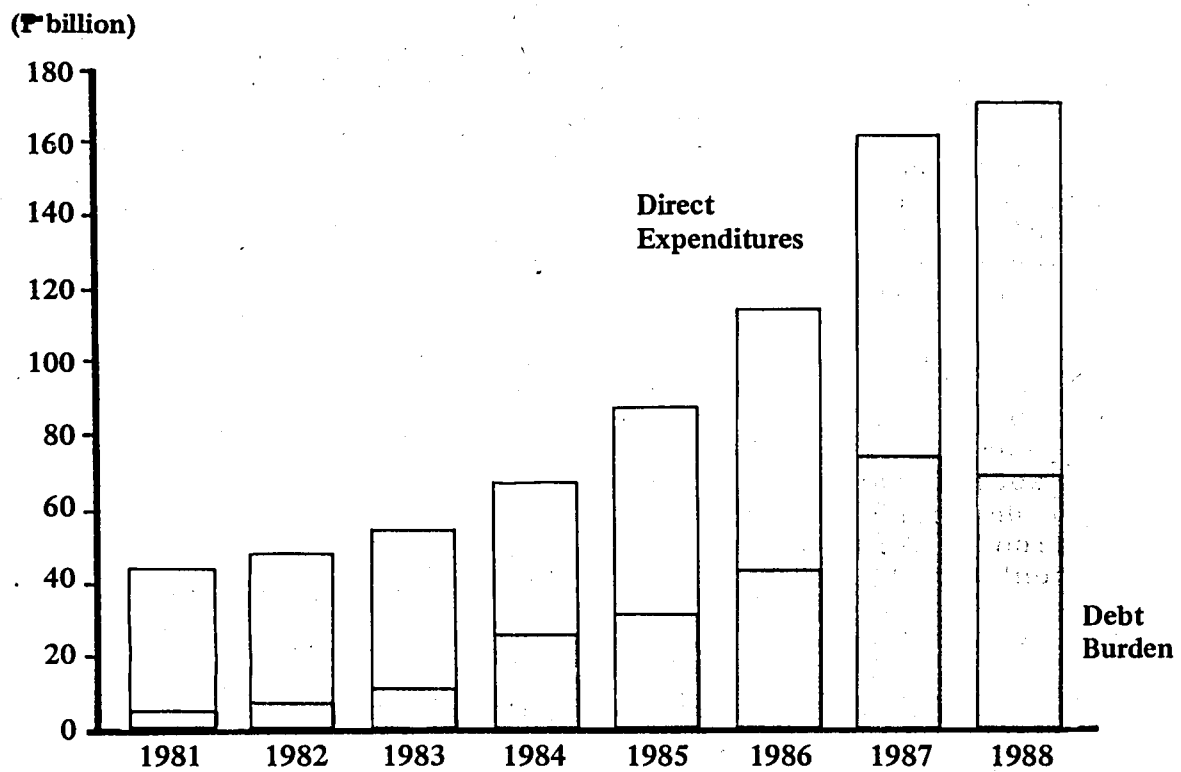
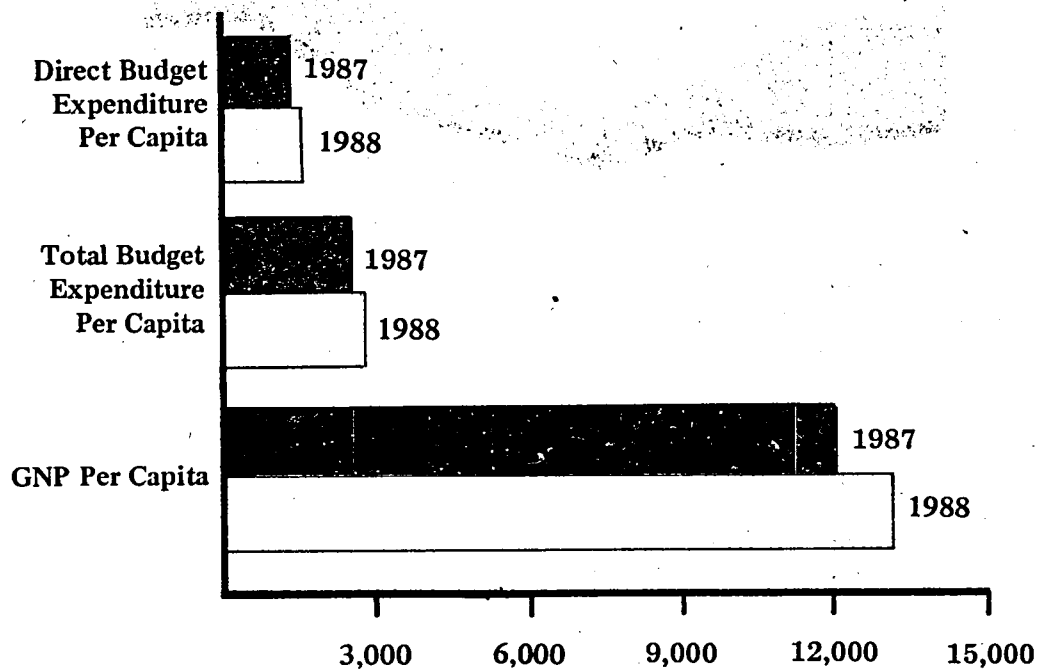


Figure 3
Expenditures Per Capita
(In pesos)

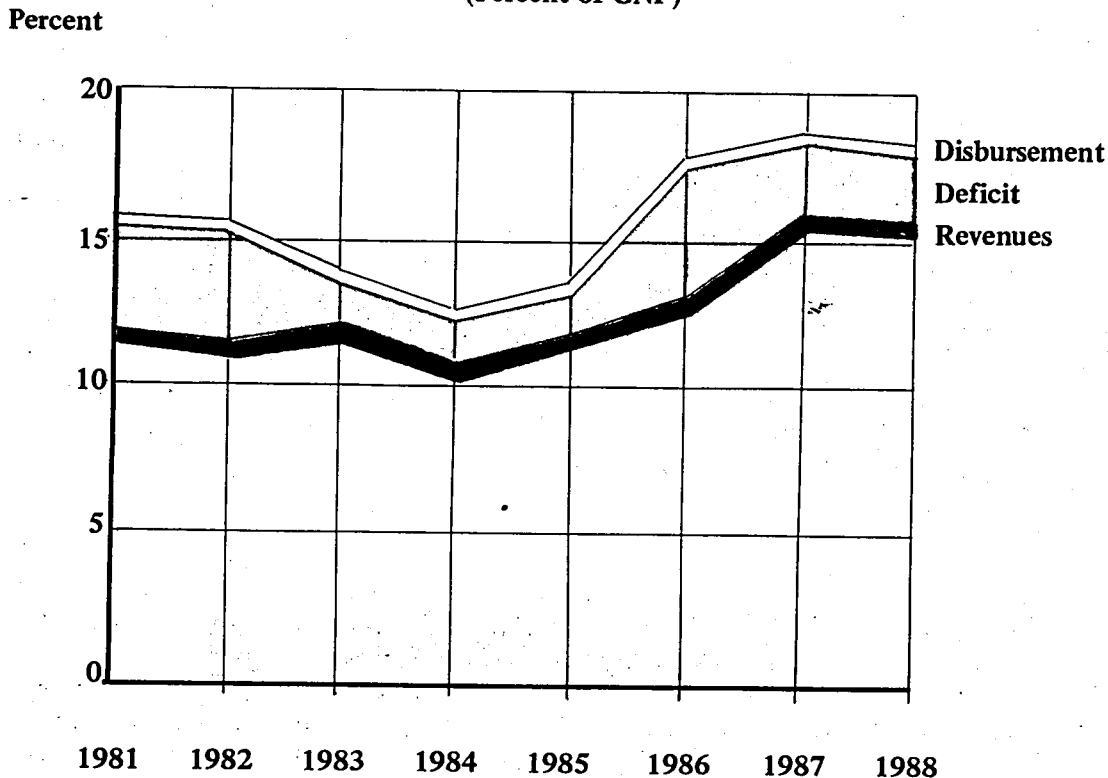


DEFICIT PROGRAM

Governments incur budget deficits because revenues generated fall short of expenditure requirements. On the other hand, deficits could not be left uncontrolled considering their possible adverse impact on the interest rate and on inflation in the short term, and on the debt burden over the long term. Deficit spending, therefore, needs to be balanced with the productivity of projects financed to ensure that future budget resources are not unduly burdened.

The Medium-Term Development Plan calls for a deficit-to-GNP ratio gradually falling to less than one percent by 1992. This is to ensure that deficit spending is channeled only to projects with desirable economic and social rates of return. Consistent with this, the cash deficit in 1988 is estimated to decline to P20.2 billion or 2.6 percent of GNP, from 5.1 percent and 3.0 percent of GNP in 1986 and 1987, respectively (Figure 4).

Figure 4
Cash Budget Deficit Program
(Percent of GNP)



The P20.2 billion deficit in 1988 emanates from estimated cash disbursements of P142.6 billion, excluding debt repayments, and revenue receipts of P122.4 billion (Table 1).

Table 1
BUDGET DEFICIT PROGRAM
1986-1988
(In million pesos)

PARTICULARS	1986	1987	1988
Revenues	79,245	109,529	122,432
Disbursements	110,495	130,236	142,632
Deficit	31,250	20,707	20,200

Source : Development Budget Coordination Committee

In the calculation of the deficit, that part of the cash outlays pertaining to debt repayment is excluded since this represents the return of an amount previously borrowed. In addition, expenditures are reflected on a cash disbursement basis to determine more accurately the government's funding gap for any given period.

Thus, excluding debt repayments of P24.8 billion, the 1988 expenditure program will amount to P144.9 billion. Of this balance, only P130.4 billion is expected to be paid, the remainder to be carried over in succeeding years as additions to outstanding accounts payable.

On the other hand, outstanding liabilities of the national government to regular suppliers and trade creditors as of the end of 1987 are estimated at P27.9 billion. Of this amount, P12.2 billion is expected to be paid in 1988. Total cash disbursements, therefore, amount to P142.6 billion (Table 2), which when matched against revenues of P122.4 billion, results in a deficit of P20.2 billion.

Table 2
CASH DISBURSEMENT PROGRAM, 1986-1988
(in billion pesos)

P A R T I C U L A R S	1986	1987	1988		
			Obligations	Estimated Unpaid :	Disbursements
				Obligations, : End 1988 :	
Current Year's Obligations	101.0	118.3	144.9	14.5	130.4
Prior Years' Unpaid Obligation	9.5	11.9	27.9	15.7	12.2
T O T A L	110.5	130.2	172.8	30.2	142.6
	=====	=====	=====	=====	=====

* net of debt amortization

Source: Department of Budget and Management

Budget deficits, per se, are not undesirable. In many instances, these are used as tools to implement a compensatory fiscal policy to stimulate economic growth. Nonetheless, it is important that deficits do not get out of hand to make sure that they do not crowd out private investment needs nor exceed the government's debt servicing capacity.

The 1988 budget deficit is manageable, and by most economic measures, fairly conservative. It is non-inflationary since it will be financed more from the sales of Treasury securities to the non-bank sector. Likewise, the bulk of the budget deficit will continue to be foreign-based, that is, the deficit will arise largely from transactions valued in foreign currency. More significantly, this 2.6 percent deficit-to-GNP ratio is, in fact, one of the lowest among developing nations. The average deficit-to-GNP ratio of LDCs in 1984 was 4.2 percent; in Asia, this was 4.3 percent, much higher than the Philippines' 1.8 percent.

SOURCES OF FINANCING

The government budget will be supported by total financial resources amounting to P167.4 billion, of which some P122.4 billion will come from tax and non-tax revenues and P45.0 billion from domestic and foreign borrowings.

Revenue Program

Estimated revenue collections of P122.4 billion in 1988 represent 15.8 percent of GNP (Table 3). Total tax collections will amount to P95.0 billion implying per capita taxes of P1,618, slightly better than 1987's P1,403. The Bureau of Internal Revenue has projected collections of P69.0 billion, P11.9 billion or 20.8 percent more than the 1987 level. The Bureau of Customs, on the other hand, has committed collections of P22.6 billion.

A low tax effort has always been one of the major obstacles to the substantial increase in public services. Government's ability to generate revenues to finance its expenditures is one of the lowest in the world, certainly the lowest in the ASEAN region.

The bottlenecks have been identified: the proliferation of special exemptions, poor tax compliance, inefficiencies in tax administration, and tax evasion and collusion. The comprehensive tax reform program initiated in 1986 was intended to plug most of these deficiencies through simpler tax rules, abolition of unwarranted tax exemptions, limitation of tax deductions, and the reduction of discretion in calculating tax liabilities. Statutory remedies, however, constitute only half a solution. The people will willingly pay their taxes if government proves itself fully accountable, morally responsible and totally committed to the needs of its citizenry.

E.O. 273 mandates the shift to a simpler, uniform 10 percent value added taxation (VAT) system effective January 1, 1988. The VAT will replace the current sales tax system including the 1.5 percent turnover tax on commodities which have been found to deter production initiatives. It will likewise replace the miller's tax, contractor's tax, broker's tax and other excise taxes imposed on finished products.

Table 3
REVENUE PROGRAM OF THE NATIONAL GOVERNMENT
1986-1988
(In million pesos)

PARTICULARS	1986	1987	1988	GROWTH RATE	
				1986-87	1987-88
TAX REVENUES					
Taxes on Net Income and Profits	19,148	21,529	24,451	12.4	13.6
Taxes on Property	205	610	1,899	197.6	211.3
Sales, Turnover or Value Added Tax	3,818	5,896	15,641	54.4	165.3
Selective Taxes on Services	4,452	4,779	3,874	7.3	(18.9)
Selective Excises on Goods	16,434	21,182	21,420	28.9	1.1
International Trade Taxes	17,846	23,957	23,140	34.2	(3.4)
Other Domestic Taxes	3,588	4,369	4,526	21.8	3.6
TOTAL TAX REVENUES	65,491	82,322	94,951	25.7	15.3
NONTAX REVENUES					
Economic Support Fund	6,150	4,202	1,995	(31.7)	(52.5)
Operating and Miscellaneous Income	6,116	5,314	5,759	(13.1)	8.4
Sale of Sequestered Assets (PCGG, SADA)	0	1,000	2,000	-	100.0
Proceeds from Privatization (APT)	0	3,900	4,500	-	15.4
Interest on Deposits	0	8,880	8,880	-	0.0
Interest on Advances to Government					
Corporations	0	1,624	1,888	-	16.3
Foreign Grants	259	2,632	645	916.2	(75.5)
Other Nontax Revenues	1,229	1,455	1,824	18.4	25.4
TOTAL NONTAX REVENUES	13,754	29,007	27,491	110.9	(5.2)
LESS: PROVISION FOR SHORTFALL	0	1,800	0	-	(100)
TOTAL REVENUES	79,245	109,529	122,442	38.2	11.8

Sources : Department of Finance, Asset Privatization Trust,
Presidential Commission on Good Government

The VAT has proven to be a successful revenue innovation in many countries like Chile and the United Kingdom for the following reasons: it is fair and more efficient; it is simple to administer; and, it has self-policing features which will minimize tax anomalies.

In 1988, P13.6 billion is expected to be collected from VAT, replacing some P11.7 billion of existing taxes. As government gains more experience in its implementation and the remaining kinks are corrected, VAT collection is expected to climb to about 3 percent of GNP in future years.

The tax reforms of 1986 as well as the implementation of VAT in 1988 are expected to raise the tax effort from 11.6 percent in 1987 to 12.2 percent in 1988. While this is still below the peak performance of 1975, the resulting improvement in the elasticity of the tax system is seen to raise yields substantially in 1988 by about 17.9 percent. In particular, direct taxes which comprise roughly 28 percent of the total tax collections are expected to increase by about 19 percent. Domestic-based business taxes, including VAT, will increase by 22.9 percent. International trade taxes will now comprise a lower 24.3 percent of tax revenues.

Non-tax revenues will principally come from interest earnings, fees and service income of various government agencies, sale of assets, bases rental income, and grants. The Bureau of the Treasury estimates interest income from government deposits and from advances to government corporations to reach P10.8 billion in 1988 based on an income-yielding average deposit base of about P70 billion and average net advances to corporations of P15 billion.

The proceeds from the sale of sequestered and non-performing assets are targetted to amount to P6.5 billion. The Asset Privatization Trust (APT) and the newly-created Sequestered Assets Disposition Authority (SADA) have pledged to intensify their asset disposal efforts to raise more income for the National Treasury.

Operating and miscellaneous income of the various agencies of government will slightly go up to about P5.8 billion. Although this amount would not make a visible dent in the total expenditures of government, some agencies are expected to register significant improvements in collections, mostly as a result of better incentives and higher volume of transactions. The government, in particular, is looking into possibilities of encouraging service-oriented agencies to raise collection efficiency and improve their services through experimental schemes that would allow such agencies greater flexibility in the use of their income.

Borrowing Program

National government revenues alone are inadequate to meet the funding requirements of ongoing capital projects, much less provide for new ones. To sustain the recovery efforts, we will have to seek other sources of financing.

Thus, the national government will borrow P9.5 billion from foreign sources and P35.5 billion from domestic sources in 1988 (Table 4). These will finance the P20.2 billion cash budget deficit and pay for P24.8 billion of domestic and foreign principal payments due in 1988.

The economy's capacity to grow in the next five years depends largely on how successful government manages the country's foreign debt. The government is committed to adopt a responsible debt program, borrowing only when the economic payoff outpaces the internal revenue generating capability of projects. The maturity structure of government's foreign debt will be improved. Likewise, costly commercial sources of external financing will be avoided; only concessional sources will be tapped.

Gross external borrowings will amount to P9.5 billion, some 55.8 percent of which represent drawdowns from existing and new project loan commitments. This will assist the implementation of 114 ongoing foreign-assisted projects mainly concentrated in the priority sectors of infrastructure, education and agriculture (Table 5). Foreign project loans will come mainly from the World Bank (\$80M), Overseas Economic Cooperation Fund (\$110M), Asian Development Bank (\$40M) and other creditors (\$20M). These foreign project loans generally have long-term maturities and are granted at rates averaging 7 percent.

In addition, we expect to avail of some P4.2 billion (about \$200 million) from program loans in 1988. This will come from the second tranche of the IBRD-assisted Economic Recovery Loan and the Japanese Eximbank Co-financing Loan.

Even with added foreign borrowings of P9.5 billion in 1988, government will not contribute to the increase in the foreign public debt, which as of March 31, 1987

Table 4
NATIONAL GOVERNMENT GROSS BORROWINGS PROGRAM
1986-1988
(In million pesos)

PARTICULARS	1986	1987	1988
A. GROSS FOREIGN BORROWINGS			
1. Project Loans	2,564	4,484	5,302
2. Program Loans			
ADB-Special Projects			
Implementation Program	1,027	1,040	0
ADB-Agricultural Inputs Loan	116	0	0
IBRD-Agricultural Inputs Loan	1,190	660	0
IBRD-Economic Recovery Loan	0	2,080	2,100
OECF 8th Commodity Loan	0	35	0
OECF 9th Commodity Loan	3,287	979	0
Japanese Eximbank Co-financing Loan	0	3,120	2,100
US PL 480	1,400	0	0
KFM Commodity Loan	185	51	0
Total Program Loans	7,205	7,965	4,200
Total Gross Foreign Borrowings	9,769	12,449	9,502
B. GROSS DOMESTIC BORROWINGS			
1. Treasury Bills/Treasury Notes/ Treasury Bonds	29,475	112,129	35,475 a/
2. OECF Treasury Notes	1,440	0	0
3. Provisional Advances	2,785	(8,591)	0
4. Treasury Promisary Notes	32	53	0
5. SSS Treasury Notes	880	0	0
6. US Dollar Treasury Notes	190	0	0
Total Gross Domestic Borrowings	34,802	103,591	35,475
C. TOTAL GROSS BORROWINGS	44,571	116,040	44,977

a/ A combination of any domestic borrowing instrument.
Sources : Department of Budget and Management
 Department of Finance

Table 5
BUDGETARY PROVISIONS FOR FOREIGN-ASSISTED PROJECTS, BY SECTOR
1986-1988
(in million pesos)

P A R T I C U L A R S	:	:	:	:	G R O W T H R A T E		P E R C E N T D I S T R I B U T I O N									
	:	1986	:	1987	:	1988	:	1986-87: 1987-88	:	1986	:	1987	:	1988		
	:	:	:	:	:	:	:	:	:	:	:	:	:	:		
Economic		4,338		6,216		6,983		43.29		12.34		75.96		66.70		77.40
Social Services		949		2,269		1,557		139.09		(31.38)		16.62		24.35		17.26
General Public Services		424		834		482		96.70		(42.21)		7.42		8.95		5.34
T O T A L		5,711		9,319		9,022		63.18		(3.19)		100.00		100.00		100.00

* Includes FAPSF and NALGU

Source: Department of Budget and Management

stood at \$21.9 billion (including foreign debts of the Central Bank and of government corporations). With foreign debt repayments of P10.5 billion, the net foreign capital outflow will be about P1 billion.

To offset the net resource outflow arising from net foreign repayments, gross domestic borrowings of P35.5 billion will be required in 1988. This will not crowd out private investment initiatives because of the expected favorable liquidity situation in 1988. A more active secondary market is expected to make government securities more attractive to investors.

The level and composition of domestic borrowings are quite sensitive to market forces and policy changes. However, the bulk of domestic borrowings will likely be generated from Treasury issues in the open market. In the future, as government gradually develops the domestic capital market, the structure of government securities will shift towards longer-term notes and bonds.

MAJOR EXPENDITURE COMPONENTS

The structure of government expenditures are largely affected by the existence of mandatory and contractual spending commitments accumulated over the years.

In 1988, the government will spend P112.5 billion or 66.3 percent of the budget for current operating expenses, P24.5 billion or 14.4 percent for capital outlays, and the rest for net lending and payment of debt principal (Table 6).

Table 6
NATIONAL GOVERNMENT OBLIGATION EXPENDITURE PROGRAM
BY EXPENSE CLASS, 1986-1988

P A R T I C U L A R S	L E V E L S			G R O W T H	
	(In million pesos)			R A T E	
	1986	1987	1988	1986-87	1987-88
Current Operating Expenses	70,950	102,413	112,521	44.3	9.9
Personnel Services	28,527	35,665	42,647	25.0	19.6
Maintenance and Other Operating Expenses	15,443	20,391	22,336	32.0	9.5
National Revenue Sharing to LGUs and Local Revenue Stabilization	3,382	4,106	4,364	21.4	6.3
Interest Payments	21,612	36,861	36,673	70.6	(0.5)
Subsidies	1,545	1,598	2,301	3.4	44.0
Tax Expenditures	441	3,792	4,200	759.9	10.8
Capital Outlays	22,040	20,353	24,457	(7.7)	20.2
Infrastructure	5,831	7,887	8,812	35.3	11.7
Corporate Equity	12,304	3,021	2,036	(75.4)	(32.6)
Other Capital Outlays	3,905	9,445	13,609	141.9	44.1
Net Lending	15,066	8,616	7,972	(42.8)	(7.5)
Debt Amortization	6,449	29,034	24,778	350.2	(14.7)
Total	114,505	160,416	169,728	40.1	5.8

Source : Department of Budget and Management

About a fourth of the budget will be used for personal services, consisting of salaries and wages of about 960,000 regular government personnel and some 80,000 casual employees. The average monthly compensation per employee will be about P1,700, including cost of living allowance. This average pay is way below the poverty line, but we expect to narrow the gap gradually in the next few years through sustained real increases in government salaries.

Maintenance and other operating expenses, excluding interests and transfers to corporations and local governments, will cost approximately P22.3 billion, mostly for supplies and materials of P5.6 billion, repair and maintenance expenses of government facilities of P2.7 billion, and the provision for water, illumination and power services of P1.2 billion. The past neglect of maintenance and operating expenses of government departments has been corrected starting 1987 through higher-than-inflation increases in these expense items and a more realistic review of the operating needs of agencies. We will continue to allow the agencies greater leeway in the use of operating funds to encourage efficiency. The payment of mandatory expenditures, such as utilities will, however, be given priority allocation.

About P24.5 billion, or 14.4 percent of the budget will be spent for various capital outlays, including equity investments in government-owned and controlled corporations. Infrastructure expenditures are expected to reach P8.8 billion, about 12 percent more than that in 1987, primarily due to a 14 percent increase in highways outlays (Table 7). The major infrastructure projects are earmarked for national and local roads construction of P5.3 billion, flood control projects of P906 million, schoolbuilding construction of P916 million and water supply projects of P506 million.

Capital expenditures are in essence the real productive components of our budget. We will exact optimum use of these facilities, particularly since 30 percent are financed by foreign loans. Thus far, we have instituted several measures to speed up the implementation of capital projects to minimize costs due to delays. Likewise, we have cut equity contributions to government corporations, and will continue to do so, to encourage corporations to pay for their own keep.

Table 7
INFRASTRUCTURE PROGRAM
1986-1988
(In million pesos)

PROJECT CATEGORY	1986	1987	1988
Highways	3,066	3,805	4,340
Portworks/Lighthouses	103	456	414
Flood Control, Drainage and Seawall	864	897	906
Water Supply	190	377	506
Local Road Construction	248	910	1,000
Hospitals and Rural Health Centers	1	0	0
Airports and Airways	70	140	310
Telecommunications	210	45	52
Postal Communications	39	60	96
National/School Buildings	548	818	955
Metro Manila Infrastructure			
Utilities and Engineering (MMINUTE)	37	47	6
Program for Essential Municipal			
Infrastrure Utilities Maintenance			
and Engineering Development	80	65	67
Regional Cities Development Project	49	106	160
Miscellaneous Public Works	326	161	0
TOTAL INFRASTRUCTURE PROGRAM	5,831	7,887	8,812

Sources : Department of Public Works and Highways
Department of Transportation and Communications

SECTORAL ALLOCATION OF THE BUDGET

The economic agenda for the next five years calls for the alleviation of poverty, the generation of gainful employment, the promotion of equity and social justice, and the attainment of sustainable growth. The sectoral allocation of the 1988 budget attests to this commitment.

About 41.8 percent of the total budget is set aside for economic and social services. The objective is to raise this share to about 70 percent of the budget by 1992. Defense expenditures will comprise about 5.7 percent, a complementary measure to fight lawlessness and rebellion. General public services, the administrative

Table 8
SECTORAL ALLOCATION OF NATIONAL GOVERNMENT EXPENDITURES, 1986-1988

P A R T I C U L A R S	LEVELS (In million pesos)			GROWTH RATE		PERCENT DISTRIBUTION		
	1986	1987	1988	1986-1987	1987-1988	1986	1987	1988
ECONOMIC SERVICES	28,113	28,660	35,543	1.95	24.02	24.55	17.87	20.94
Agriculture, Agrarian Reform, and Natural Resources	4,927	9,866	13,465	100.24	36.48	4.30	6.15	7.93
Trade and Industry	603	596	1,127	(1.16)	89.09	0.53	0.37	0.66
Tourism	136	162	180	19.12	11.11	0.12	0.10	0.11
Power and Energy	1,368	328	226	(76.02)	(31.10)	1.19	0.20	0.13
Water Resource Development and Flood Control	1,351	1,499	1,641	10.95	9.47	1.18	0.93	0.97
Communications, Roads, and Other Transportation	8,236	10,257	11,464	24.54	11.77	7.19	6.39	6.75
Other Economic Services	11,492	5,952	7,440	(48.21)	25.00	10.04	3.71	4.38
SOCIAL SERVICES	21,023	31,251	35,524	48.65	13.67	18.36	19.48	20.93
Education, Culture, and Manpower Development	14,838	18,431	21,992	24.21	19.32	12.96	11.49	12.96
Health	3,570	4,951	5,754	38.68	16.22	3.12	3.09	3.39
Social Security and Labor Welfare	834	1,443	1,566	73.02	8.52	0.73	0.90	0.92
Housing and Community Development	1,550	947	867	(38.90)	(8.45)	1.35	0.59	0.51
Other Social Services	231	5,479	5,345	2,271.86	(2.45)	0.20	3.42	3.15
DEFENSE	7,611	8,222	9,705	8.03	18.04	6.65	5.13	5.72
GENERAL PUBLIC SERVICES	14,631	18,182	19,793	24.27	8.86	12.78	11.33	11.66
General Administration	5,567	6,887	7,277	23.71	5.66	4.86	4.29	4.29
Public Order and Safety	5,278	6,217	6,977	17.79	12.22	4.61	3.88	4.11
Other General Public Services	3,786	5,078	5,539	34.13	9.08	3.31	3.17	3.26
NET LENDING	15,066	8,206	7,712	(45.53)	(6.02)	13.16	5.12	4.54
DEBT SERVICE	28,061	65,895	61,451	134.83	(6.74)	24.51	41.08	36.21
Interest Payments	21,612	36,861	36,673	70.56	(0.51)	18.87	22.98	21.61
Debt Amortization	6,449	29,034	24,778	350.21	(14.66)	5.63	18.10	14.60
T O T A L	114,505	160,416	169,728	40.10	5.80	100.00	100.00	100.00

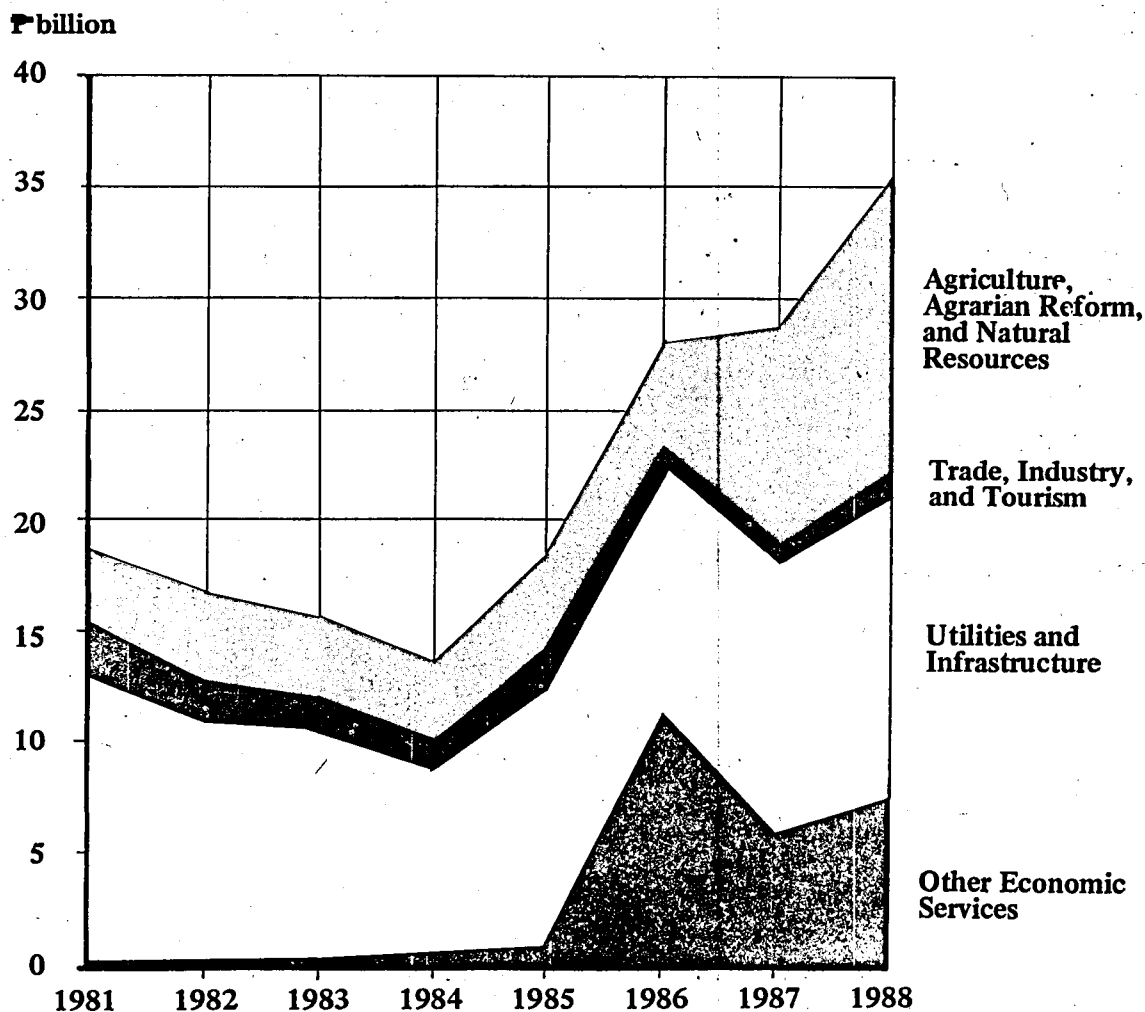
Source: Department of Budget and Management

cost of government, will account for a lean 11.7 percent in line with the bureaucracy-wide civil service reforms. Net lending and debt service payments, while still a staggering 40.8 percent of the budget, will be less so compared to 1987's 46.2 percent (Table 8).

Economic Services

With a P35.5 billion allocation, the economic services sector aims for the revival of a vigorous Philippine agriculture and industry, and the provision of expanded support services to private production efforts (Figure 5).

Figure 5
Budget Provision for Economic Services



Agriculture, Agrarian Reform and Natural Resources

The high priority given to agriculture follows from the objective of alleviating mass poverty in the countryside where the majority of Filipinos live. With an allocation of P13.5 billion or 7.9 percent of the budget, agriculture, agrarian reform and natural resources will continue to be the springboard for restoring and maintaining a robust economy. Agriculture contains a tremendous potential for providing immediate employment for two-thirds of the population who reside in the countryside.

The government has done much to rectify the very conspicuous bias perpetuated against agriculture by the past administration. To reassure farmers that farming is a profitable proposition, measures have been initiated to liberalize the importation of farm inputs, stabilize the prices of grains, rationalize taxes and tariff, and provide adequate agricultural credit. The intention is to make farming pay for the Filipino farmer and make him an indispensable partner in development by according him dignity, justice and the fair fruits of his labor.

Agricultural monopolies that stifled private initiative will continue to be dismantled. The fertilizer trade will continue to be decontrolled. Consequently, competition is expected to develop resulting in lower prices for the farmer.

On grain prices, a market distribution scheme will be developed to support farmgate prices in surplus regions and stabilize them in the cities.

In agricultural credit, the various loan funds have been consolidated under the Comprehensive Agricultural Loan Fund. This will make the agricultural credit program more effective and less costly to administer.

The operation and maintenance of breeding and livestock centers -- one in Luzon and two in Mindanao -- will help boost livestock production. Programs for the further development of fishery facilities such as regional ports, research and development of production technology, fishery training and aquaculture development will continue to be undertaken to increase fish production.

In direct response to rural poverty and income disparities, the national government will intensify the implementation of the Comprehensive Agrarian Reform

Program (CARP). This program is founded on the right of landless farmers and regular workers to own directly or collectively, the land they till or, in the case of other farm workers, to receive a just share of the profits thereon. E.O. 229 laid down the policy framework for the CARP, among which are the provision of land to farmer-beneficiaries at an affordable rate and the just compensation of farm owners.

The primary objective of the CARP is the efficient redistribution of land. This will cover all public and private lands regardless of tenurial arrangement and commodity produced, including sequestered, foreclosed and foreclosable lands, idle and abandoned lands, expropriated lands, and, whenever applicable, all other lands of the public domain suitable to agriculture. The only exemptions will be lands actually used and found to be necessary for national defense, schoolsites and campuses, religious purposes, penal colonies, and government research and quarantine centers. Leases and management contracts on lands covered by the land distribution program will be allowed to continue provided they were signed prior to the approval of E.O. 229 and they do not extend beyond five years.

At present, about 25 to 35 percent of rural families do not own the land they farm. With the implementation of CARP, the government hopes to help some 2.6 million small farmers and landless agricultural workers, comprising 25.9 percent of the 10.2 million workers employed in agriculture. Of the 2.6 million, it is expected that around 2.1 million farmers will be owning land by the end of the program period while the remaining 0.5 million farmers will benefit from other tenure improvement programs.

The area targetted for land reform will cover some 5.4 million hectares. About 3.8 million hectares of the total will be subject to land transfer, including some rice and corn lands for which the process is already ongoing. Private lands that are targeted for acquisition and redistribution will come to about 2.4 million hectares; public lands that are targeted for distribution will cover some 1.3 million hectares.

To ensure the success of land transfer and enable farmer-beneficiaries to raise their incomes, necessary agricultural support services will be provided. While equity is the program's main concern, productivity improvement should, likewise, be addressed if the full beneficial impact of CARP is to be realized.

The government will provide alternative credit programs for production and consumption to fill the gap created by the withdrawal of informal landlord-merchant credit. Farm-to-market roads, bridges, and other necessary forms of social overhead capital will be constructed. Effective extension services for the transfer and development of agritechnology will be undertaken. Farmers will be assisted in the organization of cooperatives so that they can avail of the advantages of group action in credit, irrigation, procurement or production of inputs, processing and marketing of outputs and other services, including non-farming concerns such as potable water, education and health.

These goals, however, will remain empty without the financial backing of the government. To cover the estimated cost of CARP, the Comprehensive Agrarian Reform Program Fund has been created. An amount of P2.7 billion has been appropriated to cover the initial requirements of CARP for 1987. This will be sourced from the proceeds of the sale of assets by the APT and the receipts from the sale of ill-gotten wealth by the newly created SADA. In 1988, the entire P6.5 billion estimated earnings from these sources have been fully earmarked for the CARP.

Side by side with agricultural development, the government will continue to preserve the country's natural wealth for better ecology and for future use. Programs for forest conservation and development will be sustained through the reforestation of denuded areas and the preservation of 302,500 hectares of lush forest reserves. Cadastral surveys of various land classes will be completed in 1988, by itself already a major accomplishment considering that this activity has dragged on for over ten years with little government support.

The former Department of Natural Resources has been reorganized into the new Department of Environment and Natural Resources to promote greater effectiveness in the delivery of its various functions.

Trade, Industry and Tourism

The government is now implementing a more outward looking development strategy, primarily focused on the promotion of exports to improve the economy's foreign exchange earning capability. Previous experiments at export promotion failed, not only because of the conti-

nued structural biases against export industries, but more so because of a halfhearted strategy that yielded increasingly lower exports per peso budget expenditure.

In 1988, the proposed P1.1 billion budget for the trade and industry subsector is targetted to revitalize export performance. This allocation reflects the largest percentage increase among all sectors in the budget. The budget of the Department of Trade and Industry alone is proposed to increase by P304 million or more than double its 1987 level, reflecting government's strong commitment to the strengthening of the institutional support for trade and industry. The major activities to be undertaken are the operation and maintenance of the foreign trade service corps and the expansion of regional operations to encourage more industries outside the major urban centers.

The optimistic view towards a successful export promotion program is, likewise, supported by a more buoyant world economic scenario and a more favorable tourism outlook. The target tourist arrival in 1988 is expected to be about 10 percent higher than that in 1987. The emphasis will be towards projecting the Philippines as a desirable tourist destination because of its natural scenic attractions and a much more stable political environment. Tourism missions abroad will be made more efficient through coordinated tourism promotion campaigns.

With a much improved domestic economic image, foreign tourists are expected to flock to the Philippines voluntarily. The government adheres to the principle that good performance tends to multiply itself: trade, industry, and tourism will naturally flourish upon the recognition of a good track record.

Power, Water and Other Infrastructures

Every economic program depends to a large extent on the availability of a supporting infrastructure base that encourages greater productivity among entrepreneurs and eases access to markets. A P13.3 billion budget is, therefore, proposed for the construction, maintenance and repair of various power, water, transportation, communication, and other infrastructure facilities in 1988.

Upon the takeover of the present administration in 1986, public works facilities were in a sorry state of

deterioration. Investments in physical infrastructures, while huge in financial terms, were never quite fully translated into their intended use due to rampant fund diversion and other malpractices. In 1988, government aims to curb these anomalies through the strengthening of the organizational structure of the infrastructure departments.

The infrastructure budget will support the construction and improvement of 339 kms. of national roads, 692 kms. of provincial roads and 6,294 kms. of barangay roads. The maintenance and repair of 50,636 equivalent maintenance kilometers (EMK) of national roads and bridges will also be undertaken. Some 2,058 artesian wells and springs will be built and another 621 units will be rehabilitated. As a concrete step towards alleviating the perennial flood problem, 512 river control and drainage systems will be constructed, 32 floodgates repaired, some 5 flood control systems maintained, and 704,376 lineal meters of earthdikes, revetments, laterals, esteros and waterways repaired.

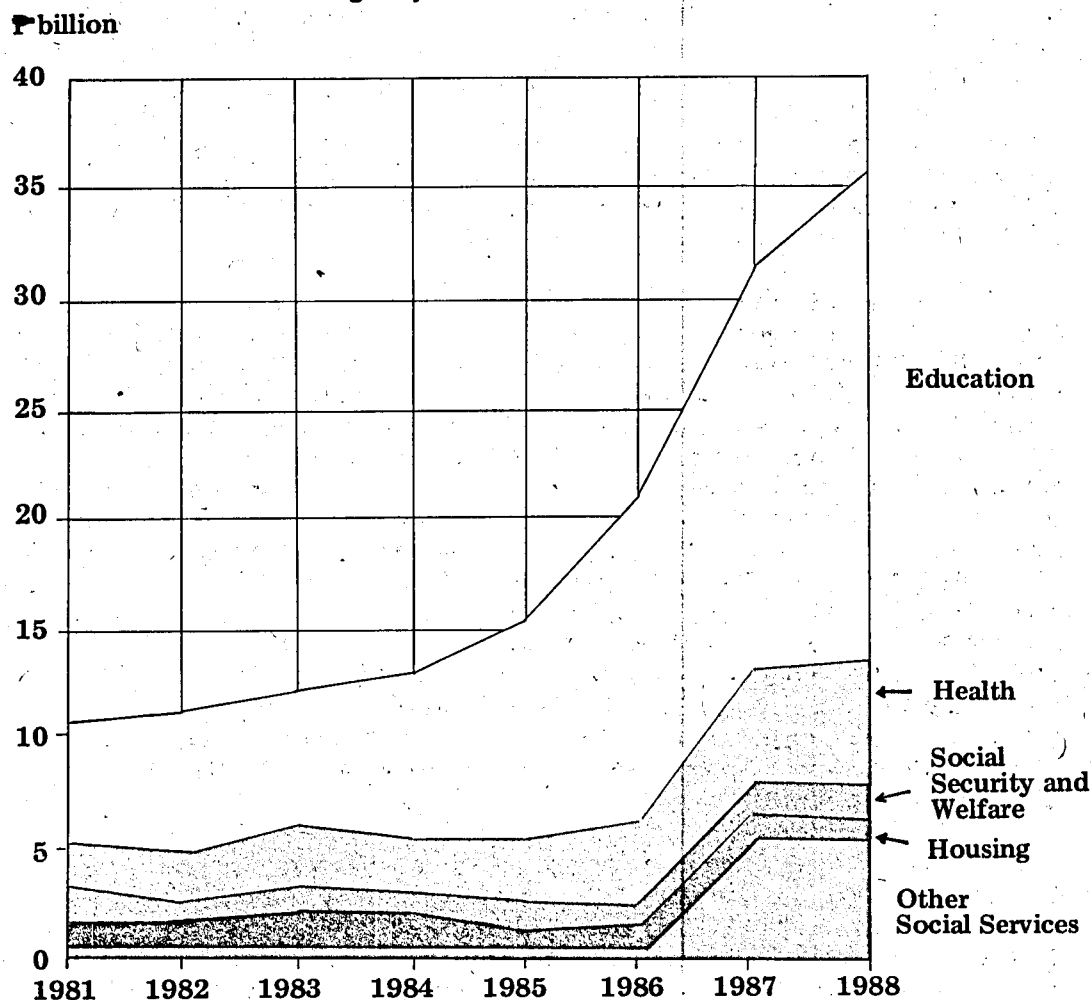
The government will construct another 396 feeder ports, 41 impounding dams, 439 minidams, 148 seawalls and 66 lighthouses in addition to maintaining and repairing 1,070 existing portworks, lighthouses, shore protection works, channels and waterworks. The railway system will be improved with the upgrading of the Main Line South and the repair of 25 rolling stocks which shall be funded from the P51 million equity and subsidy provision to the Philippine National Railways (PNR). The amount of P1.7 billion will be allotted to the Department of Transportation and Communications (DOTC) for the rehabilitation of various airport navigational facilities, the expansion of aircraft movement areas, the upgrading of airport terminals, the construction of 20 post offices, the improvement of 220 telecommunications stations, and the establishment of 96 telegraph stations.

Energy infrastructures will continue to be provided by the National Power Corporation (NPC) and the Philippine National Oil Company (PNOC), both recently revitalized and strengthened. While the national government is not expected to provide direct budgetary support to these corporations, NPC and PNOC being both self-liquidating, the necessary logistical support to assist both corporations fulfill their mandate will nonetheless be continued.

Social Services

The government will continue to intensify the implementation of social services projects to meet the basic needs of the people, especially in areas such as education, health, housing and social welfare. This will be done through a P35.5 billion budget support for social services, 13.7 percent more than that in 1987 and representing 20.9 percent of the total 1988 budget (Figure 6).

Figure 6
Budgetary Provisions for Social Services



Education

The government proposes to increase the education budget from P18.4 billion in 1987 to P22.0 billion, the

single largest provision to a given sector outside debt burden. This constitutes about 13.0 percent of the total budget, in line with the constitutional mandate stipulating priority support to education.

The key element in the education budget is the upgrading of teachers' compensation which has been neglected by the past regime. The present administration has implemented two successive 20 percent wage increases for teachers, translating into a 44 percent compounded increase in less than a year.

The critical role of teachers in the formation of a progressive and knowledgeable citizenry demands a compensation level appropriate to their noble function. For 1988, another 20 percent increase in the salaries of teachers is proposed. This adjustment brings closer the target of raising their basic monthly salaries to at least P3,400 by around 1990. This will, hopefully, restore the dignity of the Philippine teaching profession to its previous stature.

The constitution mandates not only the provision of free elementary education but free secondary education as well. Thus, the government has nationalized the positions of public secondary school teachers as an initial step to the full implementation of free secondary education, and to eventually standardize the benefits due to public school teachers.

To keep pace with the growth in the number of pupils annually, approximately 8,000 new teachers for school year 1988-1989 will be hired. The teacher-pupil ratio at the elementary level will be at a more manageable 1:25.

The government is also in the process of implementing the Secondary Education Development Program and the New Elementary School Curriculum which seek to upgrade the quality of teaching by emphasizing the sciences, mathematics, language, arts and value education.

Under the Physical Facilities Development Program, 19,100 additional classrooms will be constructed and 157,000 aged and damaged ones rehabilitated. The expansion of educational facilities will be in proportion to the increase in the school-going population.

Health

The budgetary allocation for health in 1988 amounts to P5.8 billion, an increase of 16.2 percent over that of the preceding year. The health subsector will, likewise, constitute 16.2 percent of the total social services budget in 1988.

An intensified health program is expected to alleviate the perennial problems posed by the high cost of medicine, the inaccessibility of doctors' services specifically in rural areas, and the lack of adequate medical health facilities.

The Department of Health (DOH) aims to upgrade the services of government hospitals by raising the subsidy per bed in regional hospitals and medical centers to an average of P180 per day. This will continue to be increased, subject to available resources, until such time that a more realistic subsidy per bed is provided for.

The construction and repair of 2 medical centers, 72 hospitals, 223 rural health centers, and 379 barangay health stations will be undertaken through the Health Facilities Development Program of the DOH. To accommodate more patients and provide better medical care to the people, the rehabilitation and expansion of the Philippine General Hospital is expected to be completed early next year.

A National Drug Policy that calls for the dissemination of information on the quality, safety, efficiency and cost of drugs to doctors and patients alike has been launched. The President has instructed the review of the food, drugs and cosmetics law, as well as the pharmacy law, to strengthen food and drug regulation.

With a budget of P300 million for drugs and medicines, government will assume a more aggressive role in the procurement, production and distribution of drugs and pharmaceuticals. Such measures as bulk purchasing, contract manufacturing, and the use of generic drugs will be utilized to bring to the people the best drugs at the lowest prices. The country's four herbal processing plants will be activated and vaccine and biological production expanded. The "Botica sa Barangay" project shall be pursued and linked with the national network of drug distribution for rural health units and hospitals.

The government will fight malnutrition especially among children, the future leaders of the nation. To this end, the DOH and the National Nutrition Council have been strengthened with the aim of eventually expanding outreach to around 9,000 preschoolers, school-children and pregnant/lactating women through feeding programs and nutrition-related services.

Housing

Government participation in the housing sector in 1988 will primarily be in the area of policy directions and support to the private housing industry. Outright government financial assistance for the sector will be provided for by the participating agencies such as the Government Service Insurance System (GSIS), the Social Security System (SSS) and the PAG-IBIG Fund. The P867 million budget allocation for housing in 1988 will essentially go to the National Housing Authority (NHA) and to the voluntary contributions to the PAG-IBIG Fund.

Government housing policy will take a definite slant towards the lower income classes of society. With homeless households increasing every year and an urban squatter population of more than 500,000, urban housing will continue to be a major concern of the government.

The constitution mandates the implementation of an urban land reform and housing program. This aims to make decent housing and basic services available at affordable cost to underprivileged and homeless Filipinos. In the past, housing programs funded through PAG-IBIG and the National Home Mortgage Finance Corporation heavily favored and benefited higher income groups. Even the BLISS projects ended up costing too much for target beneficiaries. Studies show that effectively, lower income groups were charged higher interest rates for housing loans compared to the middle income sector. And the lowest 30 percent of Filipino families have little or no access to formal financing schemes.

Under the National United Housing Program, housing production will be redirected towards the lower income groups. Loans below P45,000 will be charged a low 9 percent interest, gradually increasing to 14 percent for loans of up to P150,000. Loans in excess of P150,000 will be available from regular commercial sources at the market rate of interest.

A government housing project for public school teachers and policemen in Metro Manila was launched in 1987. Undertaken by the National Housing Authority, the Kalayaan Village Project will house 806 families of public school teachers and non-commissioned officers of the Metro Manila police force with a minimum of five years government service. This is in direct fulfillment of government's commitment to uplift their welfare through, among others, greater access to home ownership. The Kalayaan Village Project will only be the first of several low-cost housing projects which the present administration will develop.

Ongoing and new projects of NHA for sites and services infrastructures, slum upgrading and squatter resettlement will address the needs of about 189,500 beneficiaries nationwide upon completion. Urban III and the Dagat-Dagatan projects benefiting some 56,500 individuals will be completed in 1987.

Social Security, Labor and Welfare

It is proposed that P1.6 billion be provided for the various social services programs of the Department of Social Welfare and Development (DSWD), the Department of Labor and Employment (DOLE) and other social services-oriented agencies of government.

Recent surveys show that income of about 60 percent of the population fall below the poverty level. The plan is to reduce this gradually to about 45 percent by 1992. In the meantime, the demands from government in terms of better social welfare services will continue to swell. In response to this, the activities of the DSWD particularly those directed to the very poor, the disabled, the nursing mothers and children will be intensified.

The plight of street children will be a major undertaking of the DSWD in 1988. Government will expand the services of the "Lingap Centers" which provide transitional homes for street children. The Street School Program will be strengthened with the ultimate goal of establishing street schools nationwide. At the very least, children shall be provided with the ways and means by which they can pull themselves out of the mire of poverty and grow to become responsible citizens.

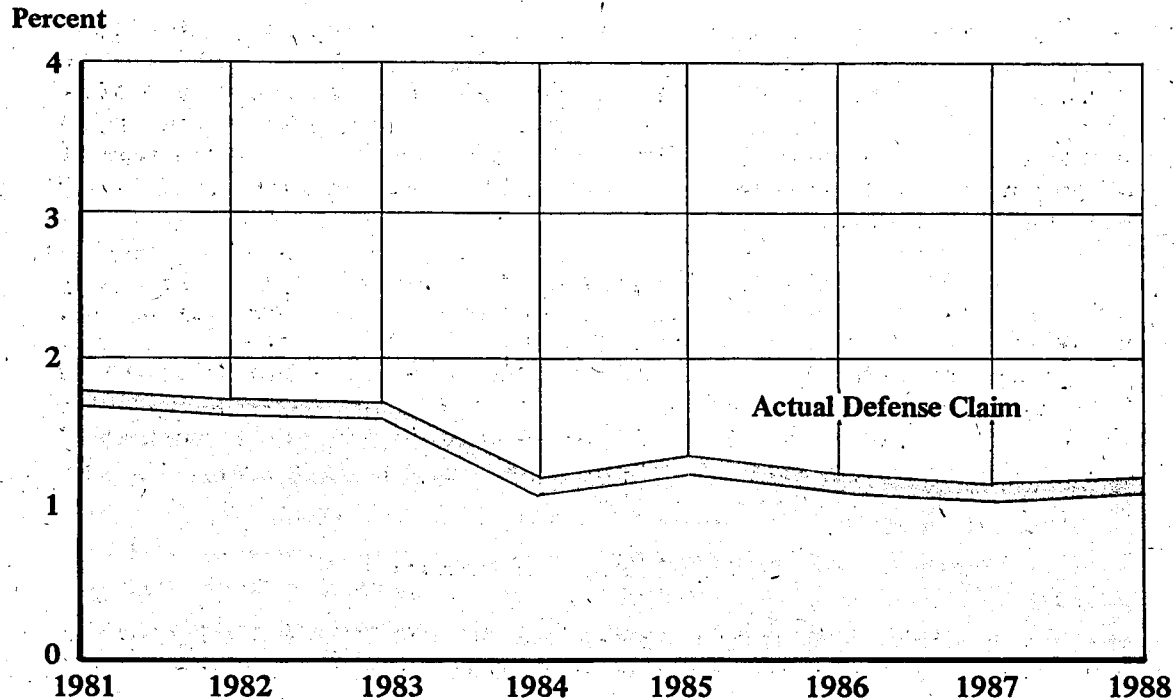
Likewise, the welfare of workers and laborers who man businesses, run the factories and keep the wheels of industry turning shall be promoted. It is imperative that workers receive just compensation. Benefits accruing to them should not only serve as an incentive for increased productivity but should also enable them to live decently.

Defense

A critical prerequisite for economic prosperity is a climate of stability and peace. Threats to democracy from the left and the right cannot be ignored as it hampers the task of nation building.

A P9.7 billion budget allocation for national defense is proposed for 1988. This is an 18.0 percent increase over the 1987 level and represents 1.2 percent of GNP (Figure 7). It will be used primarily to finance an intensified anti-insurgency drive designed to stamp out armed rebellion in urban and rural areas.

Figure 7
Budget Provision for Defense
(Percent of GNP)



In 1986, the still uncertain financial condition of the country and the priority accorded to economic reconstruction necessitated limited military spending. Concern for security and peace and order has, however, changed this basic strategy.

In 1988, the objective is to provide utmost support for the activities of the Department of National Defense against those who plan to subvert the sovereignty of the nation. It is a must that the defense establishment be armed in the best way government can to uphold the military's role as the protector of the people.

Defense expenditures will be geared towards improving the effectiveness of military operations and the combat-readiness of soldiers. The inadequate means of mobility in the past has hampered timely response against internal aggressors. Existing military transport and communication facilities in various regional commands shall be rehabilitated.

In addition, soldiers will be supplied with quality arms and ammunition to improve the likelihood of success in their fight against the insurgents who are using increasingly sophisticated weapons. The AFP's Self-Reliance Defense Posture Program ensures self-sufficiency in the local manufacture of much-needed small arms and ammunition. Some P351 million will be provided for the procurement of new equipment to replace obsolete and damaged ones.

In reaction to intensified urban terrorism, the government has placed on standby "OPLAN GROUP 2000" -- an urban anti-insurgency plan drawn up to support the military's drive to discourage communist guerrillas from staging urban attacks. This Plan involves the deployment of combat-ready policemen specially trained to deal with urban terrorists.

In all of these programs, the vital singular component is civilian participation and cooperation. Notwithstanding the capabilities of the Armed Forces, the key to the insurgency problem will essentially be the collective vigilance of the citizenry in asserting their will to live in an environment that is peaceful and conducive to the growth of their children and to the pursuit of their livelihoods.

General Public Services

The amount of P19.8 billion is proposed to be allocated to the general public services sector to take care

of the housekeeping or overhead cost of government. This includes provisions for the new Congress, the Judiciary, and the various departments and executive offices not directly involved in the implementation of economic and social projects.

The major thrusts of general public services in 1988 are to keep administrative expenditures lean and efficient, enhance budget support for peace and order, and strengthen basic technological research. Thus, this sector will grow by a modest 8.9 percent in 1988, the lowest among the major sectors.

The reorganization of approximately 60 departments and agencies in 1987 was the starting point in government's campaign for greater efficiency in government operations. This will continue to be pursued vigorously particularly among staff agencies to reduce indirect costs and trim down the size of the career service to a more manageable level. The deployment of government employees will likewise be rationalized by encouraging agencies with regional offices to increasingly shift their operations to the regions. Consequently, general administrative expenses in 1988 will barely grow, in spite of the expanded mandates given to several departments and the requirements of newly-created offices, including Congress.

The maintenance of public order and safety will be pursued intensively in 1988. The Integrated National Police and the Philippine Constabulary will be allotted P2.6 billion and P2.1 billion in 1988, respectively, to ensure that internal peace and order is maintained. Some P463million of this amount will be used for the purchase of communications and transport facilities to improve mobility and enhance response capability.

Peace and order will, likewise, be supported through higher budgetary provision for the Judiciary and other quasi-judicial agencies of the government. With an allocation of P1.1 billion, the Supreme Court and lower courts are expected to adjudicate some 610,000 pending cases in 1988. The wheels of justice are expected to grind faster with a strong and independent judicial branch.

The 1988 budget, likewise, provides for the requirements of the new Congress in support of its legislative functions. A total of P700 million is proposed for both the Senate and the House of Representatives, excluding specialized bodies. Constitutionally-mandated

vanguard agencies, such as the Office of the Ombudsman, the Office of the Special Prosecutor, and the Commission on Human Rights have also been provided for.

Another major component of the general public services budget is the P403 million proposed spending for selected agencies under the Department of Science and Technology (DOST). These agencies will enhance scientific and technological advancement and promote the development and commercialization of appropriate technologies.

The former National Science and Technology Authority has been reorganized into the Department of Science and Technology. To strengthen DOST's research capability, three new agencies have been created: namely, the Advanced Science and Technology Institute, the Material Science Research Institute and the Technology Application and Promotion Institute.

Debt Burden

The government is expected to pay P61.5 billion in 1988 for the servicing of its various foreign and domestic debts. In addition, government corporations will require some P7.7 billion of advances from the national government to settle guaranteed loans due in 1988. This brings to P69.2 billion, 40.8 percent of the budget, the total allotment for debt burden (Table 9).

While this represents a significantly lower amount than the P74.1 billion or 46.2 percent currently incorporated in the 1987 budget, the following fiscal facts of life remain:

- a. The P69.2 billion could have been used to construct over one million classrooms, or about 230,000 kms. of barangay roads, or some 600,000 communal faucet systems;
- b. It could have been used to double the compensation of all government employees; and,
- c. It could have been used to increase the combined budgets of the Department of Education, Culture and Sports (DECS) and State Universities and Colleges by nearly four times, or the DOH budget by about 13 times.

Table 9
DEBT BURDEN OF THE NATIONAL GOVERNMENT, 1987-1988
(In million pesos)

P A R T I C U L A R S	1 9 8 6			1 9 8 7			1 9 8 8		
	Domestic	Foreign	Total	Domestic	Foreign	Total	Domestic	Foreign	Total
A. INTEREST PAYMENTS	15,022	6,590	21,612	26,866	9,995	36,861	26,453	10,221	36,674
1. Due to Budgetary Support	13,845	5,931	19,776	12,627	6,074	18,701	13,791	6,592	20,383
2. Due to Open Market Operations	0	0	0	8,880	0	8,880	8,880	0	8,880
3. Due to Assumed Liabilities	1,177	659	1,836	5,359	3,921	9,280	3,782	3,629	7,411
Philippine Nuclear Power Plant	1,177	0	1,177	814	1,889	2,703	348	1,858	2,206
Philippine National Bank	0	659	659	2,115	924	3,039	1,323	902	2,225
Development Bank of the Philippines	0	0	0	2,430	1,108	3,538	2,111	869	2,980
B. DEBT AMORTIZATION	1,979	4,470	6,449	20,810	8,224	29,034	14,266	10,511	24,777
1. Due to Budgetary Support	1,979	4,470	6,449	4,937	5,750	10,687	5,619	6,863	12,482
2. Due to Assumed Liabilities	0	0	0	15,873	2,464	18,337	8,647	3,648	12,295
Philippine Nuclear Power Plant	0	0	0	1,649	1,891	3,540	1,649	2,850	4,499
Philippine National Bank	0	0	0	11,043	173	11,216	2,894	146	3,040
Development Bank of the Philippines	0	0	0	3,181	400	3,581	4,104	652	4,756
C. NET LENDING	0	15,066	15,066	0	8,206	8,206	0	7,712	7,712
D. TOTAL DEBT BURDEN	17,001	26,126	43,127	47,676	26,425	74,101	40,719	28,444	69,163

Source: Department of Budget and Management

The government has attempted to reduce expenditures for debt servicing by limiting lendings to government corporations for debt advances. To some extent this has succeeded. Debt advances for corporate debts guaranteed by government will be trimmed down from P8.2 billion in

1987 to P7.7 billion in 1988. The corporations which will benefit most from advances from the national government are the National Irrigation Authority (P2.5 billion), the National Electrification Administration (P0.9 billion), and the Light Rail Transit Authority (P0.7 billion).

The P61.5 billion of direct debt service requirements will consist of P36.7 billion of interest payments and P24.8 billion of principal amortization. Approximately P20.8 billion will be used to service foreign debt and the remaining P40.7 billion to service domestic debt.

As of end 1986, the national government's direct foreign debt was registered at \$6.5 billion, while its domestic debt totalled P189.8 billion, or an aggregate national government debt of P322.4 billion. Some P135.6 billion of this debt corresponds to the transfer of the non-performing assets (NPAs) of government financial institutions (GFIs) to the national government as directed under Administrative Order No. 14 and the assumption of the government of the liabilities incurred by the National Power Corporation in connection with the mothballed Philippine Nuclear Power Plant.

As a result of the above transfers, the national government's debt service payments grew substantially, since liabilities previously being serviced by the Development Bank of the Philippines (DBP), Philippine National Bank (PNB) and NPC are now assumed by the National Treasury. The impact on the debt service burden of the national government would be to add P29.1 billion in 1987 and P21.2 billion in 1988, including P1.5 billion each year of contingent liabilities.

It is worthwhile to note that were the national government not asked to assume these NPAs, the national budget for 1987 would amount to only P131.3 billion and that for 1988 to P148.5 billion. Correspondingly, the budget deficit for the two years would only be P8.4 billion and P9.8 billion, respectively. These represent a lower 1.2 percent of GNP in 1987 and 1.3 percent in 1988, instead of the 3 percent and 2.6 percent of GNP, respectively, as currently estimated.

REGIONAL ALLOCATION

The proposed budget addresses the needs of the thirteen regions of the country through direct allocations for the regional operations of various departments

and agencies and for the implementation of specific programs and projects.

Of the P100.5 billion direct government expenditures, excluding debt burden, some P40.7 billion are directly allocated to specific regions. In the execution of the 1988 budget, this amount will be augmented by expenditures for various activities with nationwide application.

The regional allocation was made in consultation with the Regional Development Councils by the specific government departments involved. Each region was considered as an integral geographical body with distinct needs and resources.

The substantial portion of expenditures directly allocated to regions are for education, infrastructures and health and for direct transfers to local government units.

DECs has set aside P13.8 billion or 87 percent of its budget to the various regions, the largest of which are for Regions IV, VI, NCR, and III. Some P3.6 billion or 69.2 percent of the budget of the DOH is directly allocated to the regions principally to Regions IV, III, I and VI. More than four-fifths of the budget of the Department of Public Works and Highways (DPWH), excluding foreign-assisted projects, are earmarked for various regional infrastructure projects. The major beneficiaries are Regions IV, NCR, XI, III, I and V. Amounts directly allocated to local government units (LGUs) out of the national assistance to LGUs total P5.4 billion.

On a per capita basis, the regions most benefited by the 1988 budget are Region II (P901 per capita); Region XII (P894 per capita) and Region VIII (P850 per capita). Significantly, these same regions are among those considered lagging in terms of growth in economic activity. The relatively high per capita allocation to lagging regions shows the government's commitment to assist areas that need budgetary support most (Table 10).

Some P4.4 billion of foreign-assisted projects are regional projects, mostly in NCR, Regions IV, VII, VIII, and XII. These represent ongoing activities of the different line departments of government. In addition, integrated area development projects will continue to be supported in Cagayan, Mindoro, Aurora, Bicol, Cotabato and Agusan.

Table 10
REGIONAL ALLOCATION OF
GOVERNMENT EXPENDITURES, 1988

REGIONS	ALLOCATION (In million pesos)	PERCENT DISTRIBUTION	PER CAPITA BUDGET ALLOCATION
REGIONALIZED	40,680	24.0	693
National Capital Region	4,434	2.6	587
Region I - Ilocos	3,479	2.0	842
Region II - Cagayan Valley	2,441	1.4	901
Region III - Central Luzon	3,251	1.9	555
Region IV - Southern Tagalog	4,928	2.9	641
Region V - Bicol	2,927	1.7	697
Region VI - Western Visayas	3,603	2.1	662
Region VII - Central Visayas	2,885	1.7	648
Region VIII - Eastern Visayas	2,755	1.6	850
Region IX - Western Mindanao	2,255	1.3	737
Region X - Northern Mindanao	2,574	1.5	748
Region XI - Southern Mindanao	2,644	1.6	640
Region XII - Central Mindanao	2,504	1.5	894
NATIONWIDE	129,048	76.0	2,198
TOTAL	169,728	100.0	2,891

Source: Department of Budget and Management

BUDGETARY SUPPORT TO GOVERNMENT CORPORATIONS

Complementing the privatization programs of the government is the policy to ascertain efficiency and fi-

financial independence among public enterprises. Thus, budgetary assistance to government corporations will drastically decline from P28.9 billion in 1986 to P13.2 billion in 1987, and further to P12.3 billion in 1988 (Table 11).

Table 11
BUDGETARY SUPPORT TO GOVERNMENT CORPORATIONS
1986-1988
(In million pesos)

CORPORATIONS	1986				1987				1988				GROWTH RATE	
	Equity Investment	Subsidy	Net Lending	Total	Equity Investment	Subsidy	Net Lending	Total	Equity Investment	Subsidy	Net Lending	Total	1986-87	1987-88
Government Financial Corporations	9,844	737	6,167	16,746	90	1	1,134	1,225	325	82	655	1,062	(92.7)	(13.3)
Major Nonfinancial Government Corporations	2,209	268	8,236	10,713	2,248	700	5,461	8,409	1,338	1,560	5,049	7,947	(21.5)	(5.5)
Other Corporations	251	542	663	1,456	683	898	2,021	3,601	373	659	2,268	3,300	147.3	(8.4)
GRAND TOTAL	<u>12,304</u>	<u>1,547</u>	<u>15,066</u>	<u>28,915</u>	<u>3,021</u>	<u>1,599</u>	<u>8,616</u>	<u>13,235</u>	<u>2,036</u>	<u>2,301</u>	<u>7,972</u>	<u>12,309</u>	<u>(54.2)</u>	<u>(7.0)</u>

Source: Department of Budget and Management

Government corporations, particularly the major financial institutions such as PNB and DBP, were the principal victims of the economic mismanagement of the previous administration. These institutions eventually had to shoulder the burden of servicing the debt of failed private projects financed at the behest of the past leadership. As a result, both PNB and DBP were brought to the brink of collapse. To rescue these institutions, the National Treasury was forced to infuse huge amounts of money to assist them service their debts. In 1986 alone, PNB and DBP received P13.8 billion of budgetary assistance from the national government, almost half of the cash deficit of the national government for that year.

With the rehabilitation of the GFIs, the NPAs of PNB and DBP were transferred to the national government. A.O. 14 authorized the assumption by the government of some P55.2 billion of PNB liabilities and P61.7 billion of DBP liabilities, excluding contingent accounts of P16.7 billion and P21.2 billion, respect-

ively. Assets valued at P46.9 billion for PNB and P61.2 billion for DBP were likewise transferred, including a loan portfolio of P42.5 billion and P53.8 billion, respectively, the recovery values of which are virtually nil. The transfer effectively precludes further assistance from the national government. No budget allocation is, therefore, proposed for 1987 and 1988.

The national government has set aside P292 million for APT in 1988, P260 million of which will cover the cost of operating the firms to be privatized. These conservation expenses will eventually be refunded to the national government out of the proceeds of the sale of government corporations to the private sector.

Budgetary support to the major non-financial government corporations will decline to P7.9 billion from P8.4 billion in 1987. The major recipients will continue to be NIA (P3.5 billion), to finance its countrywide ongoing irrigation projects and advance part of its debt service liabilities; the National Electrification Administration (P1.1 billion), to assist NEA service its foreign debt obligations maturing in 1988; the National Food Authority (P790 million) to subsidize NFA's trading operations; and Light Rail Transit Authority (P740 million), to subsidize its operations, increase its equity capital, and defray its foreign debt liabilities due in 1988.

NPC and PNOG are both expected to pay back the National Treasury P244 million and P29 million, respectively, for the latter's previous advances on guaranteed obligations.

NATIONAL ASSISTANCE TO LOCAL GOVERNMENT UNITS

Decentralization is only as good as the authority actually delegated to the LGUs and the efficiency by which such authority is used in the implementation of various development projects. The national government is committed to give the LGUs full responsibility for LGU-financed projects and to allow them greater participation in the implementation of national government-assisted local projects.

In 1988, the total national assistance to LGUs amounts to P6.8 billion (Table 12). Direct assistance out of national revenue sharing and local government revenue stabilization will be P4.4 billion, about 6.3 percent higher than that in 1987. In addition, P2.0

billion is provided for local roads construction, repair and maintenance to improve the existing networks of provincial, municipal and city roads. The amount of P469 million has likewise been provided in 1988 to finance other local government projects, such as water supply, small irrigation systems, public markets, municipal buildings, and to subsidize worthwhile provincial development projects.

Table 12
NATIONAL ASSISTANCE TO LOCAL GOVERNMENT UNITS
1986-1988
(In million pesos)

P A R T I C U L A R S	:	1986	:	1987	:	1988	:	G R O W T H R A T E	
								1986-87	1987-88
Barangay Development Fund		113		115		115		1.8	0.0
Budgetary Aid to Local Government Units		283		84		84		(70.3)	0.0
Local Communities Assistance Program		0		1,240		0			(100.0)
Local Government Planning and Zoning Fund		2		2		0		0.0	(100.0)
Local Government Revenue									
Stabilization Fund		0		1,533		1,140			(25.6)
Local Roads Construction, Repair and Maintenance		1,190		1,769		1,953		48.7	10.4
Provincial Development Assistance Project Fund		181		270		270		49.2	0.0
Provincial Health and Agricultural Program		33		34		0		3.0	(100.0)
Repair and Construction of Public School Buildings and Rural Health Units		100		74		0		(26.0)	(100.0)
Sharing of National Revenue		3,382		2,573		3,224		(23.9)	25.3
Support for Local Development Project Fund		4		0		0		(100.0)	
Total		5,288		7,694		6,786		45.5	(11.8)

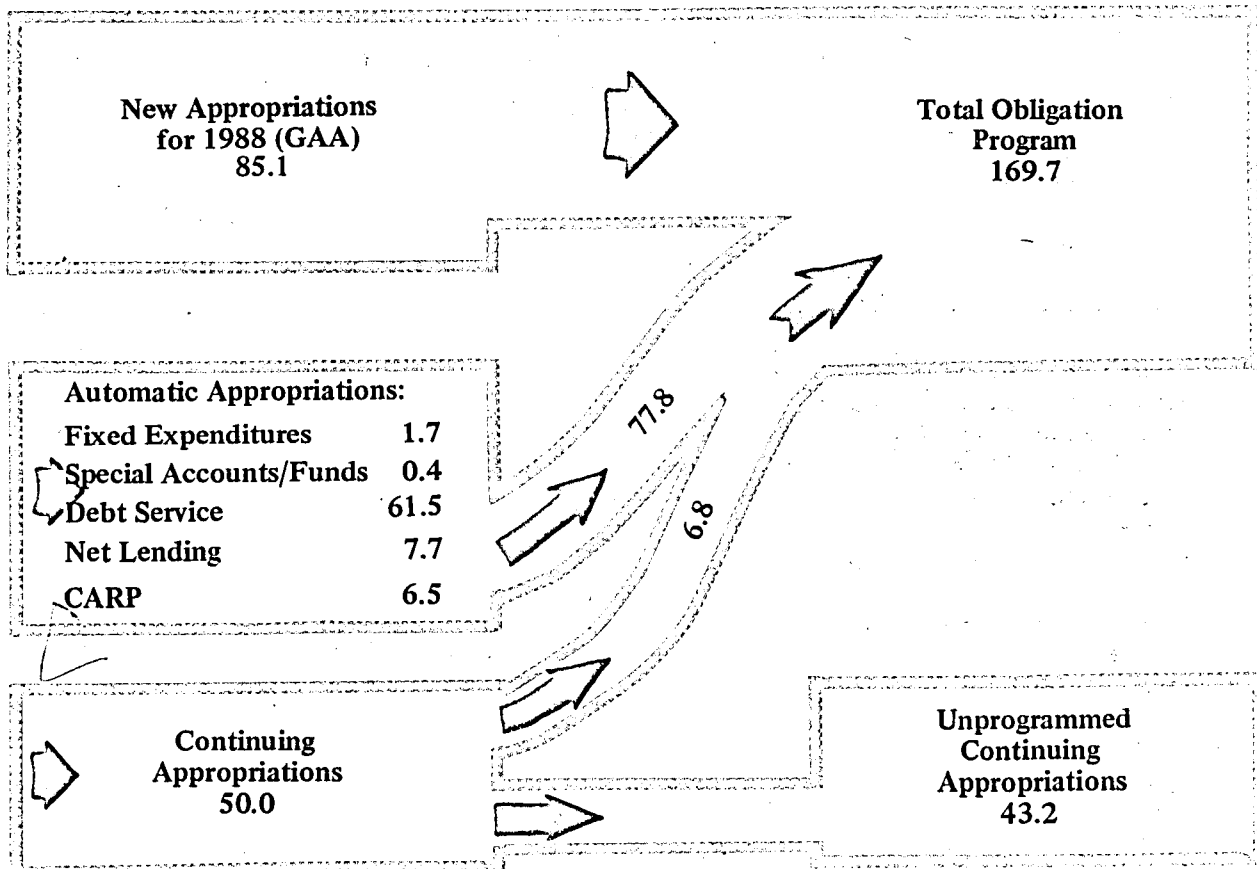
Source : Department of Budget and Management

SOURCES OF APPROPRIATIONS

The P169.7 billion budget proposal will require P85.1 billion of new general appropriations from Cong-

ress in 1988. The remaining P84.6 billion are already appropriated under existing laws (Figure 8).

Figure 8
Sources of Appropriation, 1988
(In billion pesos)



Expenditure authority exists for: (1) multi-year public works of DPWH and DOTC under E.O. 182; (2) the share of the national government in the life and retirement insurance premiums of government employees under Commonwealth Act No. 186 and Republic Act No. 660, respectively; (3) special accounts and funds under P.D. 1234 and various other laws; (4) requirements of CARP under E.O. 229; (5) net lending to government corporations under P.D. 1967; and, (6) debt servicing of domestic and foreign debt under R.A. 4860 and R.A. 245, respectively. E.O. 182 which consolidated outstanding balances of various public works act actually appropria-

ted P55.8 billion. Some P5.8 billion of this amount is in the 1987 budget; another P6.8 billion is included in the 1988 budget proposal. The balance of P43.2 billion is available for programming in future years.

Government will request Congress to legislate new General Appropriations of P85.1 billion in 1988 to provide budget authority for the regular operations of the national government. This includes new appropriations of P53.6 billion for the current operating and capital outlays of government agencies; P4.5 billion for subsidy, equity and net lending support to government corporations; P6.8 billion for national assistance to LGUs; and, P20.2 billion for other special purpose funds.

Section A
National Government Expenditures,
Obligation Basis

✓ Annex A.1
EXPENDITURE PROGRAM, BY OBJECT, 1986-1988 a/
(In thousand pesos)

PARTICULARS	1986	1987	1988
A. CURRENT OPERATING EXPENSES	70,950,633	102,413,583	112,521,177
1. Personal Services	28,527,393	35,665,183	42,647,411
Salaries	11,663,561	14,844,241	15,554,074
Wages	921,581	1,255,843	1,523,740
Honoraria and Commutable Allowances	224,060	379,725	412,358
Cost of Living Allowance	3,760,851	4,612,203	4,639,976
Terminal Leave	137,944	278,932	320,749
Fixed Expenditures	663,486	1,336,233	1,646,432
Others	11,155,910	12,958,006	18,550,082
2. Maintenance and Other Operating Expenses	42,423,240	66,748,400	69,873,766
Traveling Expenses	753,068	1,021,744	1,156,869
Communication Services	168,591	211,814	286,126
Repair and Maintenance of National Government Facilities	2,259,564	2,515,429	2,672,441
Transportation Services	192,222	193,315	236,515
Other Services	3,393,112	6,697,529	6,831,903
Supplies and Materials	4,473,725	4,921,932	5,656,106
Rents	334,065	361,834	467,504
Interests	21,613,606	36,863,228	36,678,094
Grants, Subsidies and Contribution	6,161,015	10,453,804	11,628,029
Awards and Indemnities	9,686	7,039	7,297
Loan Repayments	180	243	0
Losses/Depreciation	1,185	130	0
Water, Illumination and Power Services	895,575	919,793	1,187,172
Social Security Benefits and Other Claims	1,004,504	1,242,972	1,650,227
Auditing Services	1,202	19,386	1,726
Maintenance of Motor Vehicles for Official Travel	852,659	1,051,855	1,147,223
Discretionary Expenses	188,662	189,529	183,233
Representation Expenses	106,491	73,088	78,271
Extraordinary/Contingency/Emergency Expenses	13,021	3,333	3,584
Taxes and Licenses	719	403	428
Trading/Production	388	0	1,018
B. CAPITAL OUTLAYS	22,039,559	20,352,614	24,457,065
Land and Land Improvement Outlay	3,015,279	4,673,844	4,656,536
Buildings and Structures Outlay	5,945,861	10,235,324	10,745,606
Equipment Outlay	588,372	925,258	1,646,359

✓ Annex A.1

EXPENDITURE PROGRAM, BY OBJECT, 1986-1988 a/ (Continuation)
(In thousand pesos)

PARTICULARS	1986	1987	1988
Investment Outlay	12,453,996	3,092,395	2,059,468
Loans Outlay	36,051	1,425,793	5,349,096
C. NET LENDING	15,065,600	8,615,591	7,972,240
D. DEBT AMORTIZATION	6,449,000	29,034,000	24,777,518
GRAND TOTAL	114,504,792	160,415,788	169,728,000

a/ The data in this annex are from the Department of Budget and Management, unless otherwise specified.

AWARDS AND INDEMNITIES	LOAN REPAYMENTS	LOSSES/ DEPRECIATION	WATER, ILLUMINATION AND POWER SERVICES	SOCIAL SECURITY BENEFITS AND OTHER CLAIMS	AUDITING SERVICES	MAINTENANCE OF MOTOR VEHICLES FOR OFFICIAL TRAVEL	DISCRETIO- NARY EXPENSES	REPRESENTA- TION EXPENSES	EXTRAORDI- NARY/ CONTINGENCY/ EMERGENCY EXPENSES	TAXES AND LICENSES	TRADING/ PRODUCTION	TOTAL
7,297	0	0	1,186,588	1,459,434	1,726	1,145,278	183,203	78,103	3,542	428	1,018	17,414,785
0	0	0	0	0	0	0	0	0	0	0	0	190,000
460	0	0	34,615	6,356	0	16,517	34,893	866	0	0	0	288,080
0	0	0	1,563	0	0	468	0	0	0	0	0	7,082
0	0	0	4,663	4,818	0	18,370	0	908	0	0	0	133,029
0	0	0	43,008	16,888	854	108,537	0	3,802	0	0	0	875,007
0	0	0	6,686	474	0	4,256	0	500	0	0	0	50,188
0	0	0	6,362	3,774	16	3,900	118	728	0	0	0	59,878
0	0	0	54,791	81,023	195	17,139	530	2,455	1,104	0	1,018	1,648,990
369	0	0	136,869	39,142	13	29,247	197	1,090	74	253	0	733,385
0	0	0	21,457	18,941	16	37,975	0	707	0	0	0	687,937
1,200	0	0	47,814	38,522	0	9,163	6,100	1,004	0	0	0	373,922
0	0	0	12,903	1,536	0	150	100	21,582	0	0	0	325,076
0	0	0	133,409	28,828	0	85,418	125	465	0	0	0	2,790,122
305	0	0	30,147	49,645	15	16,537	29,647	1,450	0	0	0	347,740
0	0	0	10,886	18,573	0	5,091	50	293	397	10	0	139,063
0	0	0	5,195	5,000	0	11,641	0	14	419	31	0	103,365
4,739	0	0	464,254	883,685	0	663,773	108,966	27,533	0	0	0	4,976,629
0	0	0	25,503	20,732	0	48,868	0	127	30	0	0	1,529,548
215	0	0	21,929	19,873	23	6,098	0	1,449	150	89	0	236,567
0	0	0	8,774	3,433	190	14,566	185	276	162	0	0	337,757
0	0	0	4,056	0	0	2,704	875	4,577	0	0	0	60,968
0	0	0	23,929	5,145	0	7,711	10	3,196	0	0	0	275,583
0	0	0	30,096	38,139	0	10,068	0	168	168	20	0	495,345
9	0	0	26,787	45,985	170	16,385	1,142	484	8	25	0	347,625
0	0	0	11,351	100,114	0	2,321	0	1,859	0	0	0	180,160
0	0	0	14,535	28,079	0	4,370	45	1,131	0	0	0	149,332
0	0	0	1,000	0	0	50	0	60	0	0	0	3,775
0	0	0	1,220	350	0	200	100	60	0	0	0	3,775
0	0	0	1,200	0	0	600	0	433	1,000	0	0	16,260
0	0	0	1,586	379	234	3,155	120	886	30	0	0	48,597

Annex A.3

MAINTENANCE AND OTHER OPERATING EXPENSES PROGRAM, BY DEPARTMENT/SPECIAL PURPOSE FUND, 1988 (Continuation)
(In thousand pesos)

PARTICULARS	TRAVELING EXPENSES	COMMUNICA- TION SERVICES	REPAIR AND MAINTENANCE OF NATIONAL GOVERNMENT FACILITIES	TRANSPORTA- TION SERVICES	OTHER SERVICES	SUPPLIES AND MATERIALS	RENTS	INTERESTS	GRANTS, SUBSIDIES AND CONTRIBUTIONS
SPECIAL PURPOSE FUNDS	773	89	953,045	33	3,429,375	709	531	36,673,314	11,207,550
Budgetary Support to Government Corporations	0	0	0	0	0	0	0	0	2,301,486
National Assistance to Local Government Units	0	0	953,019	0	0	0	0	0	4,409,248
Debt Service Fund	0	0	0	0	0	0	0	36,673,314	0
Calamity Fund	0	0	0	0	36,000	0	0	0	0
Comprehensive Agrarian Reform Program Fund	0	0	0	0	1,594,000	0	0	0	0
Contingent Fund	0	0	0	0	119,814	0	0	0	0
Economic Support Fund	0	0	0	0	89,520	0	0	0	0
Foreign Assisted Projects Support Fund	0	0	0	0	1,286,663	0	0	0	0
General Fund Adjustments	0	0	0	0	120,000	0	0	0	0
Integrated Area Development Projects Fund	773	89	26	33	8,378	709	531	0	20
International Commitments Fund	0	0	0	0	0	0	0	0	296,796
Personnel Benefits Fund	0	0	0	0	0	0	0	0	0
Property Insurance Fund	0	0	0	0	175,000	0	0	0	0
Tax Expenditures	0	0	0	0	0	0	0	0	4,200,000
GRAND TOTAL	1,156,869	286,126	2,672,441	236,515	6,831,903	5,656,106	467,504	36,678,094	11,628,029

PARTICULARS	HONORARIA AND COMUTABLE ALLOWANCES	COLA	LEAVE	TERMINAL	FIXED EXPENDITURES	OTHERS	TOTAL
DEPARTMENTS	15,546,691	1,522,455	411,919	4,637,772	220,467	1,646,432	34,137,638
Congress of the Philippines	375,000	0	0	0	0	35,000	410,000
Office of the President	108,584	38,570	5,189	14,413	2,225	10,310	185,414
Office of the Vice-President	3,350	1,187	257	387	0	334	5,515
Department of Agriculture	148,009	4,126	2,410	53,103	3,561	14,061	225,570
Department of Agrarian Reform	505,830	149,899	10,120	209,618	7,758	48,003	965,199
Department of Budget and Management	127,352	8,725	6,440	17,417	164	12,098	172,196
National Economic and Development Authority	60,821	14,689	4,914	8,097	1,734	5,778	109,754
Department of Education, Culture, and Sports	7,248,357	484,809	64,383	2,148,604	4,227	789,392	12,230,392
State Universities and Colleges	1,258,300	134,951	106,278	237,374	11,429	117,861	1,896,822
Department of Environment and Natural Resources	318,899	300,963	7,185	107,856	8,548	30,298	846,474
Department of Finance	527,833	16,219	8,919	108,364	21,110	50,145	845,138
Department of Foreign Affairs	79,760	56,687	3,304	4,129	5,198	7,578	136,089
Department of Health	1,251,200	39,614	15,374	386,359	8,841	109,150	1,848,211
Department of Justice	403,515	3,074	16,527	82,889	25,555	41,440	601,526
Department of Labor and Employment	138,965	10,336	1,599	28,902	9,111	13,438	259,569
Department of Local Government	121,872	9,033	4,924	35,499	15,235	9,315	198,878
Department of National Defense	242,119	126,728	4,107	496,616	24,243	105,198	8,420,280
Department of Public Works and Highways	350,968	11,549	8,516	112,996	8,157	33,341	523,788
Department of Science and Technology	133,185	13,430	4,890	26,245	6,967	12,738	204,075
Department of Social Welfare and Development	98,430	2,995	5,166	37,455	2,327	9,246	137,586
Department of Tourism	21,127	1,414	1,515	4,881	0	1,873	54,649
Department of Trade and Industry	75,975	5,314	4,628	10,014	2,758	8,627	183,461
Department of Transportation and Communications	506,251	36,373	7,701	208,129	17,758	47,946	891,470
Other Executive Offices	246,358	38,100	12,082	64,131	4,473	24,279	416,691
The Judiciary	626,438	1,238	34,115	93,021	25,491	63,313	864,058
Constitutional Commissions	516,880	1,277	68,149	132,284	15,496	36,225	795,328
Office of the Ombudsman	10,349	0	1,030	923	0	983	13,285
Office of the Special Prosecutor	10,805	497	1,080	923	140	1,026	14,686
Commission on Human Rights	14,942	3,264	716	3,183	0	1,419	23,224
Autonomous Regions	13,217	6,894	401	3,960	196	3,929	28,694
SPECIAL PURPOSE FUNDS	7,383	1,285	439	2,204	100,282	0	8,398,180
Compensation and Organizational Adjustment Fund	0	0	0	0	0	0	3,931,738
Comprehensive Agrarian Reform Program Fund	0	0	0	0	0	0	392,000
Contingent Fund	0	0	0	0	0	0	119,814
Economic Support Fund	0	0	0	0	0	0	26,000
Foreign Assisted Projects Support Fund	0	0	0	0	0	0	296,651
General Fund Adjustments	0	0	0	0	0	0	80,000
Integrated Area Development Projects Fund	7,383	1,285	439	2,204	282	921	12,514
Personnel Benefits Fund	0	0	0	0	100,000	0	3,651,056
GRAND TOTAL	15,554,074	1,523,740	412,358	4,639,976	320,749	1,646,432	42,647,411

Annex A.3

MAINTENANCE AND OTHER OPERATING EXPENSES PROGRAM, BY DEPARTMENT/SPECIAL PURPOSE FUND, 1988
(In thousand pesos)

PARTICULARS	TRAVELING EXPENSES	COMMUNICA- TION SERVICES	REPAIR AND MAINTENANCE OF NATIONAL GOVERNMENT FACILITIES	TRANSPORTA- TION SERVICES	OTHER SERVICES	SUPPLIES AND MATERIALS	RENTS	INTERESTS	GRANTS, SUBSIDIES AND CONTRIBUTIONS
DEPARTMENTS	1,156,096	286,037	1,719,396	236,482	3,402,528	5,655,397	466,973	4,780	420,479
Congress of the Philippines	0	0	0	0	190,000	0	0	0	0
Office of the President	28,687	24,359	5,732	1,499	81,908	33,774	18,414	0	0
Office of the Vice-President	420	880	0	0	3,331	420	0	0	0
Department of Agrarian Reform	37,647	2,118	164	1,091	33,772	20,794	8,354	0	330
Department of Agriculture	221,977	13,026	5,287	7,665	206,492	222,058	18,746	0	6,667
Department of Budget and Management	4,584	4,538	0	119	17,805	9,653	1,573	0	0
National Economic and Development Authority	7,639	2,896	43	62	19,460	6,027	8,383	0	470
Department of Education, Culture, and Sports	104,851	13,914	138,060	25,116	456,135	623,718	31,134	0	97,807
State Universities and Colleges	38,444	7,184	9,118	1,917	208,290	236,401	3,690	0	21,087
Department of Environment and Natural Resources	114,652	7,471	885	1,301	380,053	86,578	17,105	0	796
Department of Finance	28,961	15,029	3,246	3,382	94,335	104,913	20,103	0	150
Department of Foreign Affairs	54,986	28,767	10,265	7,304	33,487	36,953	105,119	0	11,924
Department of Health	181,540	36,770	38,908	2,993	491,266	1,775,234	8,191	0	6,975
Department of Justice	21,350	9,072	6,092	1,140	49,043	120,993	11,370	0	934
Department of Labor and Employment	13,932	8,352	627	378	48,944	19,870	11,660	0	0
Department of Local Government	18,795	3,652	7	744	31,155	14,896	11,816	0	0
Department of National Defense	120,991	48,526	258,180	25,944	435,534	1,879,695	52,159	2,055	595
Department of Public Works and Highways	26,770	6,561	1,161,129	279	90,529	148,558	462	0	0
Department of Science and Technology	15,111	5,391	2,761	780	44,052	31,040	7,355	0	80,251
Department of Social Welfare and Development	20,260	4,550	2,613	54,200	44,024	36,735	1,844	0	145,945
Department of Tourism	6,091	5,093	420	2,214	20,736	6,389	7,022	0	791
Department of Trade and Industry	14,043	11,123	0	6,230	150,517	12,682	40,997	0	0
Department of Transportation and Communications	16,947	8,396	63,051	80,777	85,466	140,534	21,019	0	496
Other Executive Offices	37,442	8,368	1,674	4,609	78,662	53,479	40,071	2,725	29,600
The Judiciary	5,313	3,507	261	627	23,752	15,442	8,613	0	7,000
Constitutional Commissions	7,183	3,841	4,923	5,114	59,422	10,359	8,540	0	1,790
Office of the Ombudsman	150	230	0	100	650	1,035	500	0	0
Office of the Special Prosecutor	260	140	0	5	1,030	360	50	0	0
Commission on Human Rights	2,200	1,300	0	700	3,327	3,000	2,500	0	0
Autonomous Regions	4,870	983	5,950	192	19,351	3,807	183	0	6,871

AWARDS AND INDEMNITIES	LOAN REPAYMENTS	LOSSES/ DEPRECIATION	WATER, ILLUMINATION AND POWER SERVICES	SOCIAL SECURITY BENEFITS AND OTHER CLAIMS	AUDITING SERVICES	MAINTENANCE OF MOTOR VEHICLES FOR OFFICIAL TRAVEL	DISCRETIO- NARY EXPENSES	REPRESENTA- TION EXPENSES	EXTRAORDI- NARY/ CONTINGENCY/ EMERGENCY EXPENSES	TAXES AND LICENSES	TRADING/ PRODUCTION	TOTAL
0	0	0	584	190,793	0	1,945	30	168	42	0	0	52,458,981
0	0	0	0	0	0	0	0	0	0	0	0	2,301,486
0	0	0	0	0	0	0	0	0	0	0	0	5,362,267
0	0	0	0	0	0	0	0	0	0	0	0	36,673,314
0	0	0	0	0	0	0	0	0	0	0	0	36,000
0	0	0	0	0	0	0	0	0	0	0	0	1,594,000
0	0	0	0	0	0	0	0	0	0	0	0	119,814
0	0	0	0	0	0	0	0	0	0	0	0	89,520
0	0	0	0	0	0	0	0	0	0	0	0	1,286,663
0	0	0	0	0	0	0	0	0	0	0	0	120,000
0	0	0	584	793	0	1,945	30	168	42	0	0	14,121
0	0	0	0	0	0	0	0	0	0	0	0	296,796
0	0	0	0	190,000	0	0	0	0	0	0	0	190,000
0	0	0	0	0	0	0	0	0	0	0	0	175,000
0	0	0	0	0	0	0	0	0	0	0	0	4,200,000
7,297	0	0	1,187,172	1,650,227	1,726	1,147,223	183,233	78,271	3,584	428	1,018	69,873,766

Annex A.4
CAPITAL OUTLAYS PROGRAM, BY DEPARTMENT/SPECIAL PURPOSE FUND, 1988
(In thousand pesos)

PARTICULARS	LAND AND LAND IMPROVEMENT OUTLAY			BUILDINGS AND STRUCTURES OUTLAY			EQUIPMENT OUTLAY (OCO)	INVESTMENT OUTLAY			LOANS OUTLAY/ OTHERS (OCO)	TOTAL
	Infra- structure	Other Capital Outlays	Subtotal	Infra- structure	Other Capital Outlays	Subtotal		Equity	Other Capital Outlays	Subtotal		
DEPARTMENTS	2,422,190	109,883	2,532,073	1,251,154	1,525,068	2,776,222	1,165,878	0	23,833	23,833	137,096	6,635,102
Congress of the Philippines	0	0	0	0	0	0	0	0	0	0	100,000	100,000
Office of the President	0	3,536	3,536	0	3,000	3,000	11,124	0	112	112	0	17,772
Office of the Vice-President	0	0	0	0	1,150	1,150	0	0	0	0	0	1,150
Department of Agrarian Reform	0	18,005	18,005	0	0	0	8,241	0	0	0	0	26,246
Department of Agriculture	0	1,350	1,350	0	1,320	1,320	31,181	0	15,340	15,340	17,096	66,287
Department of Budget and Management	0	0	0	0	0	0	6,942	0	0	0	0	6,942
National Economic and Development Authority	0	0	0	0	0	0	1,095	0	0	0	0	1,095
Department of Education, Culture, and Sports	0	59,752	59,752	916,000	878,982	1,794,982	127,230	0	8,381	8,381	20,000	2,010,345
State Universities and Colleges	0	0	0	0	7,000	7,000	9,000	0	0	0	0	16,000
Department of Environment and Natural Resources	0	18,200	18,200	0	3,500	3,500	800	0	0	0	0	22,500
Department of Finance	0	0	0	0	4,500	4,500	10,793	0	0	0	0	15,293
Department of Foreign Affairs	0	0	0	0	0	0	6,609	0	0	0	0	6,609
Department of Health	0	0	0	0	365,199	365,199	155,291	0	0	0	0	520,490
Department of Justice	0	0	0	0	14,643	14,643	11,276	0	0	0	0	25,919
Department of Labor and Employment	0	0	0	0	2,244	2,244	4,600	0	0	0	0	6,844
Department of Local Government	0	0	0	0	0	0	1,000	0	0	0	0	1,000
Department of National Defense	0	200	200	0	172,620	172,620	424,021	0	0	0	0	596,841
Department of Public Works and Highways	2,352,940	0	2,352,940	81,983	0	81,983	220,345	0	0	0	0	2,655,268
Department of Science and Technology	0	1,000	1,000	0	47,100	47,100	23,913	0	0	0	0	72,013
Department of Social Welfare and Development	0	0	0	0	1,820	1,820	9,173	0	0	0	0	10,993
Department of Tourism	0	1,400	1,400	0	15,000	15,000	11,103	0	0	0	0	27,503
Department of Trade and Industry	0	0	0	0	0	0	31,107	0	0	0	0	31,107
Department of Transportation and Communications	69,250	0	69,250	253,171	0	253,171	25,532	0	0	0	0	347,953
Other Executive Offices	0	0	0	0	0	0	12,528	0	0	0	0	12,528
The Judiciary	0	0	0	0	0	0	12,527	0	0	0	0	12,527
Constitutional Commissions	0	0	0	0	0	0	3,940	0	0	0	0	3,940
Office of the Ombudsman	0	0	0	0	0	0	950	0	0	0	0	950
Office of the Special Prosecutor	0	0	0	0	0	0	457	0	0	0	0	457
Commission on Human Rights	0	0	0	0	0	0	4,700	0	0	0	0	4,700
Autonomous Regions	0	6,440	6,440	0	6,990	6,990	400	0	0	0	0	13,830

Annex A-4

CAPITAL OUTLAYS PROGRAM, BY DEPARTMENT/SPECIAL PURPOSE FUND, 1988 (Continuation)

(In thousand pesos)

PARTICULARS	LAND AND LAND IMPROVEMENT OUTLAY			BUILDINGS AND STRUCTURES OUTLAY			EQUIPMENT OUTLAY (OCO)	INVESTMENT OUTLAY			LOANS OUTLAY/ OTHERS (OCO)	TOTAL
	Infra- structure	Other Capital Outlays	Subtotal	Infra- structure	Other Capital Outlays	Subtotal		Equity	Other Capital Outlays	Subtotal		
SPECIAL PURPOSE FUNDS	1,000,000	1,124,463	2,124,463	4,181,000	3,788,384	7,969,384	480,481	2,035,635	0	2,035,635	5,212,000	17,821,963
Budgetary Support to Government Corporations	0	0	0	0	0	0	0	2,035,635	0	2,035,635	0	2,035,635
National Assistance to Local Government Units	1,000,000	423,463	1,423,463	0	0	0	0	0	0	0	0	1,423,463
Calamity Fund	0	276,000	276,000	0	130,700	130,700	0	0	0	0	0	406,700
Comprehensive Agrarian Reform Program Fund	0	275,000	275,000	0	0	0	0	0	0	0	4,267,000	4,542,000
Contingent Fund	0	150,000	150,000	0	100,000	100,000	154,443	0	0	0	0	404,443
Economic Support Fund	0	0	0	0	0	0	0	0	0	0	945,000	945,000
Foreign Assisted Projects Support Fund	0	0	0	4,181,000	3,257,684	7,438,684	0	0	0	0	0	7,438,684
General Fund Adjustments	0	0	0	0	300,000	300,000	326,038	0	0	0	0	626,038
GRAND TOTAL	3,422,190	1,234,346	4,656,536	5,432,154	5,313,452	10,745,606	1,646,359	2,035,635	23,833	2,059,468	5,349,096	24,457,065

Annex A.5

EXPENDITURE PROGRAM, BY DEPARTMENT/SPECIAL PURPOSE FUND, 1986-1988

(In thousand pesos)

g 99 apt - f

PARTICULARS	1986				1987				1988			
	Current	Net Lending	Total	Total	Current	Net Lending	Total	Total	Current	Net Lending	Total	Total
	Operating Expenditures	Capital Outlays			Operating Expenditures	Capital Outlays			Operating Expenditures	Capital Outlays		
DEPARTMENTS	40,832,993	4,247,059	0	45,080,052	46,086,207	4,968,283	0	51,054,490	51,552,423	6,635,102	0	58,187,525
1 Congress of the Philippines	0	0	0	0	200,000	100,000	0	300,000	600,000	100,000	0	700,000
2 Batasang Pambansa	136,016	70	0	136,086	0	0	0	0	0	0	0	0
3 Constitutional Commission	18,883	0	0	18,883	2,000	0	0	2,000	0	0	0	0
4 Office of the President	781,363	41,742	0	823,105	460,373	41,213	0	501,586	473,494	17,772	0	491,266
5 Office of the Vice-President	6,302	195	0	6,497	11,326	700	0	12,026	12,597	1,150	0	13,747
6 Office of the Prime Minister	13,128	0	0	13,128	0	0	0	0	0	0	0	0
7 Department of Agrarian Reform	310,526	36,737	0	347,263	343,620	53,909	0	397,529	358,599	26,246	0	384,845
8 Department of Agriculture	1,294,540	173,277	0	1,467,817	1,705,325	125,116	0	1,830,441	1,840,206	66,287	0	1,906,493
9 Department of Budget and Management	107,708	6,125	0	113,833	211,090	4,672	0	215,762	222,384	6,942	0	229,326
10 National Economic and Development Authority	120,247	108	0	120,355	146,014	612	0	146,626	169,632	1,095	0	170,727
11 Department of Education, Culture, and Sports	10,600,612	1,098,702	0	11,699,314	12,349,744	1,486,437	0	13,836,181	13,879,382	2,010,345	0	15,889,727
12 State Universities and Colleges	2,129,686	21,804	0	2,151,490	2,439,106	20,000	0	2,459,106	2,630,207	16,000	0	2,646,207
13 Department of Environment and Natural Resources	1,149,389	21,692	0	1,171,081	1,303,250	6,509	0	1,309,759	1,534,411	22,500	0	1,556,911
14 Department of Finance	976,564	6,457	0	983,021	1,171,903	28,359	0	1,200,262	1,219,060	15,293	0	1,234,353
15 Department of Foreign Affairs	775,410	4,264	0	779,674	832,117	6,879	0	838,996	961,165	6,609	0	967,774
16 Department of Health	3,016,863	199,195	0	3,216,058	3,859,362	384,128	0	4,243,490	4,638,333	520,490	0	5,158,823
17 Department of Justice	672,921	9,000	0	681,921	841,477	10,648	0	852,125	949,266	25,919	0	975,185
18 Department of Labor and Employment	259,187	4,070	0	263,257	333,497	632	0	334,129	398,632	6,844	0	405,476
19 Department of Local Government	295,369	749	0	296,118	289,909	2,750	0	292,659	302,243	1,000	0	303,243
20 Department of National Defense	11,623,109	133,916	0	11,757,025	12,028,142	348,542	0	12,376,684	13,396,909	596,841	0	13,993,750
21 Department of Public Works and Highways	1,686,472	2,310,547	0	3,997,019	2,030,552	2,031,537	0	4,062,089	2,055,336	2,655,268	0	4,710,604
22 Department of Science and Technology	329,923	6,350	0	336,273	380,765	23,840	0	404,605	440,642	72,013	0	512,655
23 Department of Social Welfare and Development	240,838	0	0	240,838	427,307	7,800	0	435,107	495,343	10,993	0	506,336
24 Department of Tourism	95,320	7,516	0	102,836	115,930	15,543	0	131,473	115,617	27,503	0	143,120
25 Department of Trade and Industry	246,103	762	0	246,865	292,370	580	0	292,950	566,360	31,107	0	597,467
26 Department of Transportation and Communications	1,163,192	122,973	0	1,286,165	1,289,394	229,692	0	1,519,086	1,386,815	347,953	0	1,734,768
27 Other Executive Offices	885,622	11,368	0	896,990	721,101	11,189	0	732,290	764,316	12,528	0	776,844
28 The Judiciary	855,667	9,914	0	865,581	1,004,045	9,422	0	1,013,467	1,044,218	12,527	0	1,056,745
29 Constitutional Commissions	963,439	4,557	0	967,996	1,197,206	1,955	0	1,199,161	944,660	3,940	0	948,600
30 Office of the Ombudsman	0	0	0	0	0	0	0	0	17,060	950	0	18,010
31 Office of the Special Prosecutor	11,919	101	0	12,020	17,374	101	0	17,475	18,461	457	0	18,918
32 Commission on Human Rights	4,341	1,479	0	5,820	13,338	686	0	14,024	39,784	4,700	0	44,484
33 Autonomous Regions	62,334	13,389	0	75,723	68,570	14,832	0	83,402	77,291	13,830	0	91,121

Annex A.5
EXPENDITURE PROGRAM, BY DEPARTMENT/SPECIAL PURPOSE FUND, 1986-1988 (Continuation)
(In thousand pesos)

P A R T I C U L A R S	1 9 8 6				1 9 8 7				1 9 8 8			
	Current	Net Lending			Current	Net Lending			Current	Net Lending		
	Operating	Capital	and Debt	Total	Operating	Capital	and Debt	Total	Operating	Capital	and Debt	Total
	Expenditures	Outlays	Amortization		Expenditures	Outlays	Amortization		Expenditures	Outlays	Amortization	
SPECIAL PURPOSE FUNDS	30,117,640	17,792,500	21,514,600	69,424,740	56,327,376	15,384,331	37,649,591	109,361,298	60,968,754	17,821,963	32,749,758	111,540,475
Budgetary Support to Government Corporations	1,545,187	12,304,310	15,065,600	28,915,097	1,598,237	3,020,720	8,615,591	13,234,548	2,301,486	2,035,635	7,972,240	12,309,361
National Assistance to Local Government Units	4,539,649	747,737	0	5,287,386	5,303,316	2,391,061	0	7,694,377	5,362,267	1,423,463	0	6,785,730
Debt Service Fund	21,612,000	0	6,449,000	28,061,000	36,861,000	0	29,034,000	65,895,000	36,673,314	0	24,777,518	61,450,832
Calamity Fund	0	0	0	0	36,000	243,389	0	279,389	36,000	406,700	0	442,700
Capital Expenditures Adjustment Fund	0	94,330	0	94,330	0	100,000	0	100,000	0	0	0	0
Compensation and Organizational Adjustment Fund	0	0	0	0	682,694	0	0	682,694	3,931,738	0	0	3,931,738
Comprehensive Agrarian Reform Program Fund	0	0	0	0	1,356,000	1,344,000	0	2,700,000	1,986,000	4,542,000	0	6,528,000
Contingent Fund	0	0	0	0	209,672	402,995	0	612,667	239,628	404,443	0	644,071
Economic Support Fund	17,797	116,665	0	134,462	670,000	0	0	670,000	115,520	945,000	0	1,060,520
Foreign Assisted Projects Support Fund	1,182,240	4,529,458	0	5,711,698	1,977,273	7,342,024	0	9,319,297	1,583,314	7,438,684	0	9,021,998
General Fund Adjustments	0	0	0	0	200,000	540,142	0	740,142	200,000	626,038	0	826,038
Integrated Area Development Projects Fund	16,126	0	0	16,126	24,121	0	0	24,121	26,635	0	0	26,635
International Commitments Fund	181,992	0	0	181,992	204,741	0	0	204,741	296,796	0	0	296,796
Personnel Benefits Fund	455,981	0	0	455,981	3,309,800	0	0	3,309,800	3,841,056	0	0	3,841,056
Property Insurance Fund	126,000	0	0	126,000	102,522	0	0	102,522	175,000	0	0	175,000
Tax Expenditures	440,668	0	0	440,668	3,792,000	0	0	3,792,000	4,200,000	0	0	4,200,000
GRAND TOTAL	70,950,633	22,039,559	21,514,600	114,504,792	102,413,583	20,352,614	37,649,591	160,415,788	112,521,177	24,457,065	32,749,758	169,728,000

Annex A.6
EXPENDITURE PROGRAM, BY AGENCY, BY GENERAL EXPENSE CLASS, 1986-1988
(In thousand pesos)

999kn-f

PARTICULARS	1986				1987				1988			
	Current Operating Expenditures	Capital Outlays	Net Lending and Debt Amortization	Total	Current Operating Expenditures	Capital Outlays	Net Lending and Debt Amortization	Total	Current Operating Expenditures	Capital Outlays	Net Lending and Debt Amortization	Total
DEPARTMENTS	40,832,993	4,247,059	0	45,080,052	46,086,207	4,968,283	0	51,054,490	51,552,423	6,635,102	0	58,187,525
Congress of the Philippines	0	0	0	0	200,000	100,000	0	300,000	600,000	100,000	0	700,000
Batasang Pambansa	136,016	70	0	136,086	0	0	0	0	0	0	0	0
Constitutional Commission	18,883	0	0	18,883	2,000	0	0	2,000	0	0	0	0
Office of the President	781,363	41,742	0	823,105	460,373	41,213	0	501,586	473,494	17,772	0	491,266
The President's Offices	343,082	18,238	0	361,320	211,144	11,388	0	222,532	217,697	7,646	0	225,343
National Security Council	270	0	0	270	450	0	0	450	9,389	763	0	10,152
Office of the Press Secretary	63,302	4,680	0	67,982	83,053	20,949	0	104,002	91,966	5,408	0	97,374
Office of the Press Secretary (Proper)	3,898	4,670	0	8,568	17,420	967	0	18,387	21,334	0	0	21,334
Bureau of Broadcast Services	27,318	0	0	27,318	28,120	4,634	0	32,754	28,484	0	0	28,484
Bureau of Communications Services	23,412	10	0	23,422	12,336	320	0	12,656	10,150	0	0	10,150
News and Information Bureau	8,674	0	0	8,674	12,212	964	0	13,176	17,492	0	0	17,492
Presidential Broadcast Staff (RTVM)	0	0	0	0	12,965	14,064	0	27,029	14,506	5,408	0	19,914
Office of Political Affairs	1,888	258	0	2,146	8,110	184	0	8,294	0	0	0	0
Presidential Blue Ribbon Committee	0	0	0	0	0	0	0	0	4,739	0	0	4,739
Presidential Commission on Culture and Arts	410	0	0	410	1,902	608	0	2,510	4,460	0	0	4,460
Presidential Commission on Good Government	95,264	1,300	0	96,564	49,849	839	0	50,688	56,898	0	0	56,898
Presidential Commission for the Urban Poor	0	0	0	0	13,834	4,222	0	18,056	14,820	0	0	14,820
President's Center for Special Studies	9,994	0	0	9,994	9,585	0	0	9,585	9,385	200	0	9,585
Presidential Management Staff	267,153	17,266	0	284,419	82,446	3,023	0	85,469	64,140	3,755	0	67,895
Presidential Management Staff (Proper)	263,096	13,705	0	276,801	77,709	1,148	0	78,857	59,220	2,107	0	61,327
Sacobia Development Authority	4,057	3,561	0	7,618	4,737	1,875	0	6,612	4,920	1,648	0	6,568
Office of the Vice-President	6,302	195	0	6,497	11,326	700	0	12,026	12,597	1,150	0	13,747
Office of the Vice-President	6,302	195	0	6,497	11,326	700	0	12,026	12,597	1,150	0	13,747
Office of the Prime Minister	13,128	0	0	13,128	0	0	0	0	0	0	0	0
Office of the Prime Minister	13,128	0	0	13,128	0	0	0	0	0	0	0	0

Annex A.6
EXPENDITURE PROGRAM, BY AGENCY, BY GENERAL EXPENSE CLASS, 1986-1988 (Continuation)
(In thousand pesos)

PARTICULARS	1986				1987				1988			
	Current	Net Lending	Total	Total	Current	Net Lending	Total	Total	Current	Net Lending	Total	Total
	Operating Expenditures	Capital Outlays			Operating Expenditures	Capital Outlays			Operating Expenditures	Capital Outlays		
7 Department of Agrarian Reform	310,526	36,737	0	347,263	343,620	53,909	0	397,529	358,599	26,246	0	384,845
Office of the Secretary	310,526	36,737	0	347,263	343,620	53,909	0	397,529	358,599	26,246	0	384,845
8 Department of Agriculture	1,294,540	173,277	0	1,467,817	1,705,325	125,116	0	1,830,441	1,840,206	66,287	0	1,906,493
1 Office of the Secretary	1,186,923	155,866	0	1,342,789	1,576,750	107,349	0	1,684,099	1,712,062	42,392	0	1,754,454
2 Agricultural Credit Policy Council	0	0	0	0	0	0	0	0	8,725	1,761	0	10,486
3 Fertilizer and Pesticide Authority	6,083	175	0	6,258	10,325	0	0	10,325	11,488	1,324	0	12,812
4 Fiber Industry Development Authority	23,919	122	0	24,041	29,683	140	0	29,823	32,708	2,864	0	35,572
5 Livestock Development Council	0	0	0	0	0	0	0	0	7,796	60	0	7,856
6 National Agricultural and Fishery Council	39,336	0	0	39,336	44,759	0	0	44,759	44,772	0	0	44,772
* National Governing Board of the Philippine Training Centers for Rural Development	14,224	0	0	14,224	16,106	380	0	16,486	0	0	0	0
8 National Meat Inspection Commission	5,956	239	0	6,195	6,142	151	0	6,293	0	0	0	0
9 Regional Cooperatives Development Assistance Office, Region IX	9,429	7,500	0	16,929	11,976	7,500	0	19,476	12,637	7,930	0	20,567
10 Regional Cooperatives Development Assistance Office, Region XII	8,670	9,375	0	18,045	9,584	9,596	0	19,180	10,018	9,956	0	19,974
* 9 Department of Budget and Management	107,708	6,125	0	113,833	211,090	4,672	0	215,762	222,384	6,942	0	229,326
Office of the Secretary	107,708	6,125	0	113,833	211,090	4,672	0	215,762	222,384	6,942	0	229,326
10 National Economic and Development Authority	120,247	108	0	120,355	146,014	612	0	146,626	169,632	1,095	0	170,727
Office of the Director-General	100,800	36	0	100,836	121,805	556	0	122,361	143,009	930	0	143,939
National Council on Integrated Area Development	9,551	0	0	9,551	11,000	0	0	11,000	12,174	0	0	12,174
Philippine National Volunteer Service Coordinating Agency	1,482	50	0	1,532	1,897	0	0	1,897	2,011	65	0	2,076
Tariff Commission	8,414	22	0	8,436	11,312	56	0	11,368	12,438	100	0	12,538
11 Department of Education, Culture, and Sports	10,600,612	1,098,702	0	11,699,314	12,349,744	1,486,437	0	13,836,181	13,879,382	2,010,345	0	15,889,727
Office of the Secretary	10,554,543	1,087,478	0	11,642,021	12,294,968	1,477,342	0	13,772,310	13,817,181	2,000,382	0	15,817,563
Institute of Philippine Languages	5,736	100	0	5,836	7,330	102	0	7,432	7,718	102	0	7,820
National Historical Institute	8,709	8,180	0	16,889	10,691	8,373	0	19,064	13,363	7,524	0	20,887
National Library	9,377	2,900	0	12,277	10,547	500	0	11,047	10,767	1,213	0	11,980
National Museum	14,797	44	0	14,841	17,283	50	0	17,333	18,793	1,124	0	19,917
Records Management and Archives Office	7,450	0	0	7,450	8,925	70	0	8,995	11,560	0	0	11,560

Annex A.6
EXPENDITURE PROGRAM, BY AGENCY, BY GENERAL EXPENSE CLASS, 1986-1988 (Continuation)
(In thousand pesos)

PARTICULARS	1986				1987				1988			
	Current	Net Lending	Total	Total	Current	Net Lending	Total	Total	Current	Net Lending	Total	Total
	Operating Expenditures	Capital Outlays			Operating Expenditures	Capital Outlays			Operating Expenditures	Capital Outlays		
State Universities and Colleges	2,129,686	21,804	0	2,151,490	2,439,106	20,000	0	2,459,106	2,630,207	16,000	0	2,646,207
National Capital Region	971,006	21,804	0	992,810	1,046,480	20,000	0	1,066,480	1,126,852	16,000	0	1,142,852
Eulogio "Amang" Rodriguez Institute of Science and Technology	13,458	0	0	13,458	18,279	0	0	18,279	17,255	0	0	17,255
Philippine Merchant Marine Academy	12,549	0	0	12,549	16,388	0	0	16,388	16,909	0	0	16,909
Philippine Normal College	31,009	0	0	31,009	38,324	0	0	38,324	41,821	0	0	41,821
Polytechnic University of the Philippines	64,983	0	0	64,983	83,852	0	0	83,852	87,630	0	0	87,630
Rizal Technological Colleges	14,367	0	0	14,367	21,395	0	0	21,395	22,377	0	0	22,377
Technological University of the Philippines	41,466	0	0	41,466	54,232	0	0	54,232	56,638	0	0	56,638
University of the Philippines System	793,174	21,804	0	814,978	814,010	20,000	0	834,010	884,222	16,000	0	900,222
Region I - Ilocos Region	178,873	0	0	178,873	208,234	0	0	208,234	226,511	0	0	226,511
Abra State Institute of Sciences and Technology	5,402	0	0	5,402	6,131	0	0	6,131	6,593	0	0	6,593
Benguet State University	21,711	0	0	21,711	26,315	0	0	26,315	27,451	0	0	27,451
Don Mariano Marcos Memorial State University	47,051	0	0	47,051	53,530	0	0	53,530	56,072	0	0	56,072
Mariano Marcos State University	42,545	0	0	42,545	50,073	0	0	50,073	56,323	0	0	56,323
Cotton Research and Development Institute	6,249	0	0	6,249	7,747	0	0	7,747	8,166	0	0	8,166
Philippine Tobacco Research and Training Center	13,232	0	0	13,232	14,676	0	0	14,676	15,708	0	0	15,708
Pangasinan State University	24,732	0	0	24,732	28,579	0	0	28,579	31,657	0	0	31,657
University of Northern Philippines	17,951	0	0	17,951	21,183	0	0	21,183	24,541	0	0	24,541
Region II - Cagayan Valley	100,154	0	0	100,154	120,499	0	0	120,499	125,964	0	0	125,964
Cagayan State University	33,223	0	0	33,223	42,232	0	0	42,232	44,134	0	0	44,134
Ifugao State College of Agriculture and Forestry	9,697	0	0	9,697	11,289	0	0	11,289	11,848	0	0	11,848
Isabela State University	35,315	0	0	35,315	38,755	0	0	38,755	40,732	0	0	40,732
Nueva Vizcaya State Institute of Technology	13,820	0	0	13,820	17,843	0	0	17,843	18,492	0	0	18,492
Nueva Vizcaya State Polytechnic College	4,972	0	0	4,972	6,673	0	0	6,673	6,875	0	0	6,875
Quirino State College	3,127	0	0	3,127	3,707	0	0	3,707	3,883	0	0	3,883
Region III - Central Luzon	111,518	0	0	111,518	130,365	0	0	130,365	136,940	0	0	136,940
Bulacan College of Arts and Trade	12,265	0	0	12,265	13,600	0	0	13,600	14,568	0	0	14,568
Central Luzon Polytechnic College	16,459	0	0	16,459	19,350	0	0	19,350	19,524	0	0	19,524
Central Luzon State University	36,506	0	0	36,506	43,774	0	0	43,774	47,031	0	0	47,031
Don Honorio Ventura College of Arts and Trade	8,526	0	0	8,526	10,347	0	0	10,347	11,056	0	0	11,056
Pampanga Agricultural College	12,920	0	0	12,920	13,839	0	0	13,839	14,017	0	0	14,017
Tarlac College of Agriculture	10,862	0	0	10,862	11,771	0	0	11,771	12,447	0	0	12,447
Tarlac College of Technology	9,784	0	0	9,784	12,540	0	0	12,540	12,832	0	0	12,832

Annex A.6

EXPENDITURE PROGRAM, BY AGENCY, BY GENERAL EXPENSE CLASS, 1986-1988 (Continuation)

(In thousand pesos)

P A R T I C U L A R S	1 9 8 6				1 9 8 7				1 9 8 8			
	Current	Net Lending	Total	Total	Current	Net Lending	Total	Total	Current	Net Lending	Total	Total
	Operating Expenditures	Capital Outlays			Operating Expenditures	Capital Outlays			Operating Expenditures	Capital Outlays		
Western Luzon Agricultural College	4,196	0	0	4,196	5,144	0	0	5,144	5,465	0	0	5,465
Region IV - Southern Tagalog and Palawan	75,899	0	0	75,899	98,853	0	0	98,853	106,648	0	0	106,648
Don Severino Agricultural College	13,134	0	0	13,134	13,929	0	0	13,929	14,999	0	0	14,999
Laguna State Polytechnic College	4,213	0	0	4,213	4,614	0	0	4,614	4,809	0	0	4,809
Marinduque Institute of Science and Technology	4,047	0	0	4,047	4,840	0	0	4,840	5,552	0	0	5,552
Occidental Mindoro National College	7,454	0	0	7,454	9,668	0	0	9,668	10,017	0	0	10,017
Pablo Borbon Memorial Institute of Technology	10,431	0	0	10,431	13,790	0	0	13,790	14,650	0	0	14,650
Palawan National Agricultural College	11,887	0	0	11,887	21,207	0	0	21,207	23,072	0	0	23,072
Palawan State College	9,527	0	0	9,527	11,086	0	0	11,086	11,548	0	0	11,548
Rizal College of Agriculture and Technology	3,514	0	0	3,514	3,686	0	0	3,686	4,874	0	0	4,874
Romblon State College	3,749	0	0	3,749	4,603	0	0	4,603	5,215	0	0	5,215
Southern Luzon Polytechnic College	7,943	0	0	7,943	11,430	0	0	11,430	11,912	0	0	11,912
Region V - Bicol	81,585	0	0	81,585	101,636	0	0	101,636	108,372	0	0	108,372
Bicol University	37,980	0	0	37,980	50,267	0	0	50,267	53,625	0	0	53,625
Camarines Sur Polytechnic College	558	0	0	558	807	0	0	807	1,286	0	0	1,286
Camarines Sur State Agricultural College	10,551	0	0	10,551	14,164	0	0	14,164	14,852	0	0	14,852
Catanduanes State College	32,496	0	0	32,496	36,398	0	0	36,398	38,609	0	0	38,609
Region VI - Western Visayas	68,381	0	0	68,381	89,355	0	0	89,355	109,354	0	0	109,354
Iloilo State College of Fisheries	7,313	0	0	7,313	9,184	0	0	9,184	9,728	0	0	9,728
Northern Iloilo Polytechnic State College	4,128	0	0	4,128	5,651	0	0	5,651	5,667	0	0	5,667
Paglaan State College	8,072	0	0	8,072	10,675	0	0	10,675	11,261	0	0	11,261
Panay State Polytechnic College	13,235	0	0	13,235	17,640	0	0	17,640	18,176	0	0	18,176
Polytechnic State College of Antique	4,720	0	0	4,720	5,938	0	0	5,938	6,108	0	0	6,108
West Visayas State University	20,767	0	0	20,767	26,974	0	0	26,974	44,396	0	0	44,396
Western Visayas College of Science and Technology	10,146	0	0	10,146	13,293	0	0	13,293	14,018	0	0	14,018
Region VII - Central Visayas	43,928	0	0	43,928	57,921	0	0	57,921	62,494	0	0	62,494
Cebu State College	6,742	0	0	6,742	8,643	0	0	8,643	9,716	0	0	9,716
Cebu State College of Science and Technology	27,359	0	0	27,359	38,948	0	0	38,948	41,471	0	0	41,471
Central Visayas Polytechnic College	9,827	0	0	9,827	10,330	0	0	10,330	11,307	0	0	11,307
Region VIII - Eastern Visayas	99,520	0	0	99,520	119,901	0	0	119,901	126,680	0	0	126,680
Eastern Samar State College	3,652	0	0	3,652	4,937	0	0	4,937	5,354	0	0	5,354

Annex A.6
EXPENDITURE PROGRAM, BY AGENCY, BY GENERAL EXPENSE CLASS, 1986-1988 (Continuation)
(In thousand pesos)

P A R T I C U L A R S	1 9 8 6				1 9 8 7				1 9 8 8			
	Current		Net Lending		Current		Net Lending		Current		Net Lending	
	Operating Expenditures	Capital Outlays	and Debt Amortization	Total	Operating Expenditures	Capital Outlays	and Debt Amortization	Total	Operating Expenditures	Capital Outlays	and Debt Amortization	Total
Leyte Institute of Technology	12,943	0	0	12,943	14,999	0	0	14,999	15,560	0	0	15,560
Leyte State College	7,912	0	0	7,912	8,698	0	0	8,698	9,224	0	0	9,224
Naval Institute of Technology	5,160	0	0	5,160	5,835	0	0	5,835	6,271	0	0	6,271
Paloan Institute of Technology	5,740	0	0	5,740	6,706	0	0	6,706	7,022	0	0	7,022
Samar State Polytechnic College	6,769	0	0	6,769	7,870	0	0	7,870	8,462	0	0	8,462
Tiburcio Tancinco Memorial Institute of Science and Technology	4,165	0	0	4,165	4,884	0	0	4,884	5,081	0	0	5,081
University of Eastern Philippines	13,618	0	0	13,618	18,794	0	0	18,794	19,600	0	0	19,600
Visayas State College of Agriculture	39,561	0	0	39,561	47,178	0	0	47,178	50,106	0	0	50,106
Region IX - Western Mindanao	61,009	0	0	61,009	84,027	0	0	84,027	95,177	0	0	95,177
Basilan State College	2,223	0	0	2,223	3,715	0	0	3,715	4,315	0	0	4,315
Sulu State College	4,562	0	0	4,562	5,558	0	0	5,558	7,103	0	0	7,103
MSU-Tawi-Tawi College of Technology and Oceanography	25,796	0	0	25,796	30,874	0	0	30,874	31,884	0	0	31,884
Tawi-Tawi Regional Agricultural College	2,975	0	0	2,975	3,113	0	0	3,113	3,546	0	0	3,546
Western Mindanao State University	19,738	0	0	19,738	28,453	0	0	28,453	32,863	0	0	32,863
Zamboanga State College of Marine Sciences and Technology	5,715	0	0	5,715	12,314	0	0	12,314	15,466	0	0	15,466
Region X - Northern Mindanao	58,614	0	0	58,614	65,759	0	0	65,759	70,559	0	0	70,559
Bukidnon State College	9,315	0	0	9,315	11,196	0	0	11,196	11,734	0	0	11,734
Central Mindanao University	31,793	0	0	31,793	34,297	0	0	34,297	37,580	0	0	37,580
Don Mariano Marcos Memorial Polytechnic State College	13,434	0	0	13,434	14,312	0	0	14,312	14,875	0	0	14,875
Misamis Oriental State College of Agriculture and Technology	1,915	0	0	1,915	2,492	0	0	2,492	2,792	0	0	2,792
Northern Mindanao State Institute of Science and Technology	2,157	0	0	2,157	3,462	0	0	3,462	3,578	0	0	3,578
Region XI - Southeastern Mindanao	16,571	0	0	16,571	22,494	0	0	22,494	25,745	0	0	25,745
Southern Philippines Agri-Business and Marine and Aquatic School of Technology	2,612	0	0	2,612	3,906	0	0	3,906	4,490	0	0	4,490
University of Southeastern Philippines	13,959	0	0	13,959	18,588	0	0	18,588	21,255	0	0	21,255
Region XII - Southern Mindanao	262,628	0	0	262,628	293,582	0	0	293,582	308,911	0	0	308,911
Cotabato Foundation College of Science and Technology	7,656	0	0	7,656	8,620	0	0	8,620	9,145	0	0	9,145
Cotabato City State Polytechnic College	10,471	0	0	10,471	14,346	0	0	14,346	15,295	0	0	15,295
Mindanao State University	164,811	0	0	164,811	174,086	0	0	174,086	183,771	0	0	183,771
MSU-Iligan Institute of Technology	52,398	0	0	52,398	63,079	0	0	63,079	64,541	0	0	64,541

Annex A.6
EXPENDITURE PROGRAM, BY AGENCY, BY GENERAL EXPENSE CLASS, 1986-1988 (Continuation)
(In thousand pesos)

PARTICULARS	1986				1987				1988			
	Current	Net Lending	Total	Total	Current	Net Lending	Total	Total	Current	Net Lending	Total	Total
	Operating Expenditures	Capital Outlays			Operating Expenditures	Capital Outlays			Operating Expenditures	Capital Outlays		
University of Southern Mindanao	27,292	0	0	27,292	33,451	0	0	33,451	36,159	0	0	36,159
Department of Environment and Natural Resources	1,149,389	21,692	0	1,171,081	1,303,250	6,509	0	1,309,759	1,534,411	22,500	0	1,556,911
Office of the Secretary	1,110,997	20,582	0	1,131,579	1,255,748	2,453	0	1,258,201	1,484,017	22,500	0	1,506,517
Office of the Secretary (Proper)	38,285	4,554	0	42,839	49,693	0	0	49,693	1,484,017	22,500	0	1,506,517
Bureau of Forest Development	577,799	9,986	0	587,785	654,796	0	0	654,796	0	0	0	0
Bureau of Lands	362,468	1,085	0	363,553	387,965	0	0	387,965	0	0	0	0
Bureau of Mines and Geo-Sciences	82,139	920	0	83,059	98,602	0	0	98,602	0	0	0	0
Forest Research Institute	32,157	200	0	32,357	38,608	216	0	38,824	0	0	0	0
Mineral Reservations Development Board	1,586	116	0	1,702	3,231	0	0	3,231	0	0	0	0
National Environmental Protection Council	5,648	0	0	5,648	7,784	0	0	7,784	0	0	0	0
National Pollution Control Commission	10,915	3,721	0	14,636	15,069	2,237	0	17,306	0	0	0	0
National Mapping and Resource Information Authority	36,762	1,110	0	37,872	47,502	4,056	0	51,558	50,394	0	0	50,394
Bureau of Coast and Geodetic Survey	21,276	0	0	21,276	24,975	3,980	0	28,955	0	0	0	0
National Cartography Authority	3,243	0	0	3,243	5,526	0	0	5,526	0	0	0	0
Natural Resources Management Center	12,243	1,110	0	13,353	17,001	76	0	17,077	0	0	0	0
Wood Industry Development Authority	1,630	0	0	1,630	0	0	0	0	0	0	0	0
Department of Finance	976,564	6,457	0	983,021	1,171,903	28,359	0	1,200,262	1,219,060	15,293	0	1,234,353
Office of the Secretary	18,165	0	0	18,165	23,679	50	0	23,729	66,736	2,225	0	68,961
Bureau of Customs	252,175	1,531	0	253,706	348,318	1,539	0	349,857	298,870	7,330	0	306,200
Bureau of Internal Revenue	518,802	3,668	0	522,470	578,235	25,893	0	604,128	611,943	1,131	0	613,074
Bureau of Local Government Finance	19,300	0	0	19,300	25,408	0	0	25,408	27,842	1,000	0	28,842
Bureau of the Treasury	98,477	499	0	98,976	117,309	500	0	117,809	121,844	1,864	0	123,708
Economic Intelligence and Investigation Bureau	41,253	0	0	41,253	43,172	122	0	43,294	48,306	800	0	49,106
Fiscal Incentives Review Board	0	0	0	0	477	69	0	546	536	0	0	536
Insurance Commission	18,857	739	0	19,596	22,192	186	0	22,378	28,716	500	0	29,216
National Tax Research Center	9,535	20	0	9,555	13,113	0	0	13,113	14,267	443	0	14,710
Department of Foreign Affairs	775,410	4,264	0	779,674	832,117	6,879	0	838,996	961,165	6,609	0	967,774
Office of the Secretary	752,267	4,264	0	756,531	806,552	6,879	0	813,431	934,740	6,109	0	940,849
Foreign Service Institute	6,507	0	0	6,507	7,687	0	0	7,687	8,149	500	0	8,649
RP-US Business Development Council	14,843	0	0	14,843	15,754	0	0	15,754	15,754	0	0	15,754
UNESCO National Commission of the Philippines	1,793	0	0	1,793	2,124	0	0	2,124	2,522	0	0	2,522
Department of Health	3,016,863	199,195	0	3,216,058	3,859,362	384,128	0	4,243,490	4,638,333	520,490	0	5,158,823

Annex A.6
EXPENDITURE PROGRAM, BY AGENCY, BY GENERAL EXPENSE CLASS, 1986-1988 (Continuation)
(In thousand pesos)

PARTICULARS	1986				1987				1988			
	Current	Net Lending	Total	Total	Current	Net Lending	Total	Total	Current	Net Lending	Total	Total
	Operating Expenditures	Capital Outlays			Operating Expenditures	Capital Outlays			Operating Expenditures	Capital Outlays		
Office of the Secretary	2,985,912	197,580	0	3,183,492	3,804,480	382,367	0	4,186,847	4,581,934	519,997	0	5,101,931
Dangerous Drugs Board	13,322	1,615	0	14,937	20,067	1,065	0	21,132	22,693	257	0	22,950
Philippine Medical Care Commission	17,629	0	0	17,629	34,815	696	0	35,511	33,706	236	0	33,942
17 Department of Justice	672,921	9,000	0	681,921	841,477	10,648	0	852,125	949,266	25,919	0	975,185
Office of the Secretary	154,432	2,756	0	157,188	218,175	1,280	0	219,455	237,831	1,923	0	239,754
* Bureau of Prisons	129,017	779	0	129,796	144,023	1,890	0	145,913	156,580	2,523	0	159,103
* Citizens' Legal Assistance Office	73,203	0	0	73,203	97,415	0	0	97,415	104,999	975	0	105,974
Commission on Immigration and Deportation	26,660	350	0	27,010	28,687	1,500	0	30,187	37,189	2,673	0	39,862
National Bureau of Investigation	138,211	700	0	138,911	169,714	5,967	0	175,681	206,030	13,643	0	219,673
National Land Titles and Deeds Registration Administration	77,014	3,931	0	80,945	89,443	0	0	89,443	98,763	2,092	0	100,855
Office of the Government Corporate Counsel	7,641	355	0	7,996	10,512	0	0	10,512	10,415	332	0	10,747
* Probation Administration	42,863	11	0	42,874	51,432	11	0	51,443	59,284	694	0	59,978
Commission on the Settlement of Land Problems	7,623	118	0	7,741	11,749	0	0	11,749	14,157	294	0	14,451
* Office of the Solicitor General	16,257	0	0	16,257	20,327	0	0	20,327	24,018	770	0	24,788
8 Department of Labor and Employment	259,187	4,070	0	263,257	333,497	632	0	334,129	398,632	6,844	0	405,476
Office of the Secretary	116,329	1,425	0	117,754	152,460	100	0	152,560	190,433	2,000	0	192,433
National Labor Relations Commission	33,411	83	0	33,494	39,043	83	0	39,126	46,494	123	0	46,617
National Manpower and Youth Council	71,739	0	0	71,739	77,859	0	0	77,859	90,552	900	0	91,452
National Maritime Polytechnic	5,249	2,357	0	7,606	8,742	0	0	8,742	9,396	2,987	0	12,383
National Productivity Commission	2,546	0	0	2,546	3,369	0	0	3,369	4,123	60	0	4,183
National Wages Council	5,146	205	0	5,351	7,741	205	0	7,946	8,849	530	0	9,379
Philippine Overseas Employment Administration	24,767	0	0	24,767	44,283	244	0	44,527	48,785	244	0	49,029
29 Department of Local Government	295,369	749	0	296,118	289,909	2,750	0	292,659	302,243	1,000	0	303,243
* Office of the Secretary	295,369	749	0	296,118	289,909	2,750	0	292,659	302,243	1,000	0	303,243
20 Department of National Defense	11,623,109	133,916	0	11,757,025	12,028,142	348,542	0	12,376,684	13,396,909	596,841	0	13,993,750
Office of the Secretary	83,056	810	0	83,866	98,151	4,000	0	102,151	107,630	8,318	0	115,948
National Defense College of the Philippines	5,229	1,695	0	6,924	6,152	111	0	6,263	6,445	480	0	6,925
Armed Forces of the Philippines	9,177,315	129,963	0	9,307,278	9,344,333	314,998	0	9,659,331	10,486,456	512,218	0	10,998,674
General Headquarters	1,927,785	126,097	0	2,053,882	1,682,700	172,661	0	1,855,361	1,874,789	307,601	0	2,182,390
Philippine Air Force	1,086,782	0	0	1,086,782	1,269,745	35,330	0	1,305,075	1,276,907	37,700	0	1,314,607
Philippine Army	2,778,502	0	0	2,778,502	2,759,974	27,064	0	2,787,038	3,209,817	91,327	0	3,301,144
Philippine Constabulary	1,851,403	0	0	1,851,403	1,925,662	42,800	0	1,968,462	2,094,504	42,800	0	2,137,304
Philippine Navy	1,532,843	3,866	0	1,536,709	1,706,252	37,143	0	1,743,395	2,030,439	32,790	0	2,063,229

Annex A.6
EXPENDITURE PROGRAM, BY AGENCY, BY GENERAL EXPENSE CLASS, 1986-1988 (Continuation)
(In thousand pesos)

PARTICULARS	1986				1987				1988			
	Current	Net Lending	Total	Total	Current	Net Lending	Total	Total	Current	Net Lending	Total	Total
	Operating Expenditures	Capital Outlays			Operating Expenditures	Capital Outlays			Operating Expenditures	Capital Outlays		
Government Arsenal	70,002	1,302	0	71,304	79,215	1,302	0	80,517	101,838	8,527	0	110,365
Integrated National Police	2,124,964	0	0	2,124,964	2,308,318	27,800	0	2,336,118	2,490,994	63,129	0	2,554,123
Office of Civil Defense	9,653	0	0	9,653	10,761	0	0	10,761	11,903	710	0	12,613
Philippine Veterans Affairs Office	152,890	146	0	153,036	181,212	331	0	181,543	191,643	3,459	0	195,102
Philippine Veterans Affairs Office (Proper)	83,060	146	0	83,206	91,202	0	0	91,202	97,397	1,419	0	98,816
Military Shrines Services	3,107	0	0	3,107	3,793	0	0	3,793	4,148	1,740	0	5,888
Veterans Memorial Medical Center	66,723	0	0	66,723	86,217	331	0	86,548	90,098	300	0	90,398
Department of Public Works and Highways	1,686,472	2,310,547	0	3,997,019	2,030,552	2,031,537	0	4,062,089	2,055,336	2,655,268	0	4,710,604
Office of the Secretary	1,680,593	2,310,547	0	3,991,140	2,020,092	2,031,537	0	4,051,629	2,043,129	2,655,268	0	4,698,397
National Water Resources Board	5,879	0	0	5,879	10,460	0	0	10,460	12,207	0	0	12,207
Department of Science and Technology	329,923	6,350	0	336,273	380,765	23,840	0	404,605	440,642	72,013	0	512,655
Office of the Secretary	69,787	1,805	0	71,592	82,170	291	0	82,461	93,103	19,099	0	112,202
Advanced Science and Technology Institute	0	0	0	0	0	0	0	0	3,801	0	0	3,801
Food and Nutrition Research Institute	12,088	100	0	12,188	14,459	100	0	14,559	17,890	10,812	0	28,702
Forest Products Research and Development Institute	16,125	0	0	16,125	17,213	0	0	17,213	19,514	2,307	0	21,821
Industrial Technology Development Institute	0	0	0	0	0	0	0	0	35,970	14,697	0	50,667
Materials Science Research Institute	6,093	0	0	6,093	6,702	17	0	6,719	0	0	0	0
National Academy of Science and Technology	5,189	138	0	5,327	6,618	36	0	6,654	7,613	200	0	7,813
National Institute of Science and Technology	21,527	0	0	21,527	25,432	0	0	25,432	0	0	0	0
Philippine Atmospheric, Geophysical and Astronomical Services Administration	56,176	4,287	0	60,463	64,924	795	0	65,719	79,001	4,500	0	83,501
Philippine Council for Agriculture Resources Research and Development	21,483	0	0	21,483	28,927	0	0	28,927	0	0	0	0
Philippine Council for Agriculture, Forestry, and Natural Resources Research and Development	0	0	0	0	0	0	0	0	30,150	325	0	30,475
Philippine Council for Advanced Science and Technology Research and Development	0	0	0	0	0	0	0	0	2,604	0	0	2,604
Philippine Council for Aquatic and Marine Research and Development	0	0	0	0	0	0	0	0	3,240	270	0	3,510
Philippine Council for Health Research and Development	9,521	0	0	9,521	10,071	0	0	10,071	11,069	160	0	11,229
Philippine Council for Industry and Energy Research and Development	8,583	0	0	8,583	9,512	0	0	9,512	10,477	0	0	10,477
Philippine Institute of Volcanology and Seismology	8,876	0	0	8,876	10,337	0	0	10,337	12,088	1,630	0	13,718
Philippine Invention Development Institute	6,647	0	0	6,647	7,469	0	0	7,469	0	0	0	0
Philippine National Science Society	8,254	0	0	8,254	9,289	0	0	9,289	10,523	100	0	10,623
Philippine Nuclear Research Institute	25,992	4	0	25,996	27,076	0	0	27,076	29,870	485	0	30,355
Philippine Science High School	11,224	0	0	11,224	15,730	22,000	0	37,730	18,269	11,842	0	30,111
Philippine Textile Research Institute	8,974	16	0	8,990	9,810	601	0	10,411	12,657	4,891	0	17,548

Annex A.6
EXPENDITURE PROGRAM, BY AGENCY, BY GENERAL EXPENSE CLASS, 1986-1988 (Continuation)
(In thousand pesos)

PARTICULARS	1986				1987				1988			
	Current	Net Lending	Total	Total	Current	Net Lending	Total	Total	Current	Net Lending	Total	Total
	Operating Expenditures	Capital Outlays			Operating Expenditures	Capital Outlays			Operating Expenditures	Capital Outlays		
Science Education Institute	0	0	0	0	0	0	0	0	27,606	300	0	27,906
Science and Technology Information Institute	0	0	0	0	0	0	0	0	8,706	295	0	9,001
Science Promotion Institute	33,384	0	0	33,384	35,026	0	0	35,026	0	0	0	0
Technology Application and Promotion Institute	0	0	0	0	0	0	0	0	6,491	100	0	6,591
Department of Social Welfare and Development	240,838	0	0	240,838	427,307	7,800	0	435,107	495,343	10,993	0	506,336
Office of the Secretary	195,303	0	0	195,303	367,730	6,909	0	374,639	429,413	8,820	0	438,233
Commission on Population	31,220	0	0	31,220	38,095	891	0	38,986	41,450	557	0	42,007
Council for the Welfare of Children and Youth	710	0	0	710	1,931	0	0	1,931	2,042	451	0	2,493
National Council for the Welfare of Disabled Persons	3,532	0	0	3,532	4,277	0	0	4,277	4,493	150	0	4,643
National Nutrition Council	10,073	0	0	10,073	15,274	0	0	15,274	17,945	1,015	0	18,960
Department of Tourism	95,320	7,516	0	102,836	115,930	15,543	0	131,473	115,617	27,503	0	143,120
Office of the Secretary	89,374	31	0	89,405	108,976	5,542	0	114,519	108,383	9,701	0	118,084
Office of the Secretary (Proper)	64,684	31	0	64,715	76,161	5,543	0	81,704	108,383	9,701	0	118,084
Bureau of Tourism Services	10,453	0	0	10,453	12,440	0	0	12,440	0	0	0	0
Bureau of Tourism Promotion	14,237	0	0	14,237	20,375	0	0	20,375	0	0	0	0
Intramuros Administration	5,946	7,485	0	13,431	6,954	10,000	0	16,954	7,234	17,802	0	25,036
Department of Trade and Industry	246,103	762	0	246,865	292,370	580	0	292,950	566,360	31,107	0	597,467
Office of the Secretary	202,955	471	0	203,426	228,810	580	0	229,390	473,950	26,099	0	500,049
Board of Investments	22,262	96	0	22,358	36,238	0	0	36,238	53,332	4,496	0	57,828
Bonded Export Marketing Board	0	0	0	0	0	0	0	0	2,500	0	0	2,500
Construction Industry Authority of the Philippines	8,166	195	0	8,361	11,965	0	0	11,965	11,548	0	0	11,548
Construction Manpower Development Foundation	0	0	0	0	0	0	0	0	1,012	0	0	1,012
International Coffee Organization - Certifying Agency	0	0	0	0	0	0	0	0	2,748	202	0	2,950
Philippine National Alcohol Commission	0	0	0	0	771	0	0	771	0	0	0	0
Philippine Trade Training Center	0	0	0	0	0	0	0	0	8,000	0	0	8,000
Product Development and Design Center of the Philippines	11,419	0	0	11,419	12,565	0	0	12,565	13,270	310	0	13,580
Technology Transfer Board	1,301	0	0	1,301	2,021	0	0	2,021	0	0	0	0
Department of Transportation and Communications	1,163,192	122,973	0	1,286,165	1,289,394	229,692	0	1,519,086	1,386,815	347,953	0	1,734,768
Office of the Secretary	1,126,765	122,686	0	1,249,451	1,249,813	229,479	0	1,479,292	1,342,900	345,350	0	1,688,250
Office of the Secretary (Proper)	25,327	117,537	0	142,864	31,350	229,329	0	260,679	1,342,900	345,350	0	1,688,250
Bureau of Air Transportation	170,141	50	0	170,191	219,876	50	0	219,926	0	0	0	0

Annex A.6

EXPENDITURE PROGRAM, BY AGENCY, BY GENERAL EXPENSE CLASS, 1986-1988 (Continuation)
(In thousand pesos)

PARTICULARS	1986				1987				1988			
	Current	Net Lending	Total	Total	Current	Net Lending	Total	Total	Current	Net Lending	Total	Total
	Operating	Capital			Operating	Capital			Operating	Capital		
	Expenditures	Outlays	Amortization		Expenditures	Outlays	Amortization		Expenditures	Outlays	Amortization	
Bureau of Posts	620,726	5,049	0	625,775	628,255	50	0	628,305	0	0	0	0
Bureau of Telecommunications	191,991	0	0	191,991	228,517	0	0	228,517	0	0	0	0
Land Transportation Commission	118,580	50	0	118,630	141,815	50	0	141,865	0	0	0	0
Civil Aeronautics Board	4,440	75	0	4,515	5,260	0	0	5,260	5,776	50	0	5,826
Maritime Industry Authority	13,540	49	0	13,589	13,873	50	0	13,923	14,620	723	0	15,343
National Telecommunications Commission	16,658	163	0	16,821	18,231	163	0	18,394	21,167	1,765	0	22,932
Office of Transportation Cooperatives	1,789	0	0	1,789	2,217	0	0	2,217	2,352	65	0	2,417
Other Executive Offices	885,622	11,368	0	896,990	721,101	11,189	0	732,290	764,316	12,528	0	776,844
Committee on Privatization	0	0	0	0	0	0	0	0	1,088	0	0	1,088
Commission on Filipinos Overseas	4,735	227	0	4,962	7,809	0	0	7,809	8,055	0	0	8,055
Energy Regulatory Board	12,415	0	0	12,415	15,910	150	0	16,060	17,754	260	0	18,014
Games and Amusements Board	6,758	0	0	6,758	7,230	55	0	7,285	7,415	125	0	7,540
General Services Administration	26,092	228	0	26,320	32,898	252	0	33,150	0	0	0	0
Office of the Administrator	6,478	24	0	6,502	8,994	24	0	9,018	0	0	0	0
Building Services and Real Property Management Office	10,964	0	0	10,964	13,409	165	0	13,574	0	0	0	0
Supply Coordination Office	8,650	204	0	8,854	10,495	63	0	10,558	0	0	0	0
Government Corporate Monitoring and Coordinating Committee	0	0	0	0	1,157	343	0	1,500	1,317	0	0	1,317
Housing and Land Use Regulatory Board	34,290	0	0	34,290	40,439	0	0	40,439	43,254	539	0	43,793
Housing and Urban Development Coordinating Council	0	0	0	0	2,155	348	0	2,503	3,298	301	0	3,599
Metropolitan Manila Commission	5,010	0	0	5,010	6,500	2,500	0	9,000	4,200	0	0	4,200
Movie and Television Review and Classification Board	3,817	0	0	3,817	4,037	70	0	4,107	5,197	97	0	5,294
Office of Energy Affairs	125,813	0	0	125,813	32,609	0	0	32,609	32,281	0	0	32,281
Office of the Executive Director	0	0	0	0	0	0	0	0	32,281	0	0	32,281
Office of the Deputy Executive Secretary	5,974	0	0	5,974	7,601	0	0	7,601	0	0	0	0
Bureau of Energy Development	115,967	0	0	115,967	20,510	0	0	20,510	0	0	0	0
Bureau of Energy Utilization	3,872	0	0	3,872	4,498	0	0	4,498	0	0	0	0
Office of Muslim Affairs	104,092	1,999	0	106,091	61,670	1,150	0	62,820	63,904	0	0	63,904
Office for Northern Cultural Communities	0	0	0	0	12,764	500	0	13,264	22,526	1,500	0	24,026
Office for Southern Cultural Communities	0	0	0	0	54,150	1,000	0	55,150	54,058	0	0	54,058
National Commission on the Role of Filipino Women	3,951	78	0	4,029	4,721	0	0	4,721	4,881	124	0	5,005
National Computer Center	21,837	39	0	21,876	25,662	268	0	25,930	26,195	700	0	26,895
National Police Commission	81,674	2,688	0	84,362	89,665	0	0	89,665	100,783	2,650	0	103,433
National Printing Office	29,294	0	0	29,294	43,629	0	0	43,629	45,056	0	0	45,056
National Statistical Coordination Board	111,193	3,772	0	114,965	144,137	3,792	0	147,929	173,623	596	0	174,219
Office of the Secretary-General	9,357	0	0	9,357	14,015	0	0	14,015	17,804	596	0	18,400
National Statistics Office	101,836	3,772	0	105,608	130,122	3,792	0	133,914	155,819	0	0	155,819
Philippine Commission for the International Youth Year	1,355	0	0	1,355	552	0	0	552	0	0	0	0

Annex A.6
EXPENDITURE PROGRAM, BY AGENCY, BY GENERAL EXPENSE CLASS, 1986-1988 (Continuation)
(In thousand pesos)

PARTICULARS	1986				1987				1988			
	Current	Capital	Net Lending	Total	Current	Capital	Net Lending	Total	Current	Capital	Net Lending	Total
	Operating	Outlays	and Debt		Operating	Outlays	and Debt		Operating	Outlays	and Debt	
	Expenditures		Amortization		Expenditures		Amortization		Expenditures		Amortization	
Philippine Gamefowl Commission	5,714	59	0	5,773	6,183	98	0	6,281	6,398	43	0	6,441
Philippine Information Agency	257,845	0	0	257,845	65,584	0	0	65,584	64,736	1,363	0	66,099
Philippine Racing Commission	9,175	463	0	9,638	11,177	463	0	11,640	14,221	182	0	14,403
Securities and Exchange Commission	35,934	200	0	36,134	43,375	200	0	43,575	56,952	4,048	0	61,000
Videogram Regulatory Board	4,628	1,615	0	6,243	7,088	0	0	7,088	7,124	0	0	7,124
The Judiciary	855,667	9,914	0	865,581	1,004,045	9,422	0	1,013,467	1,044,218	12,527	0	1,056,745
Supreme Court of the Philippines and the Inferior Courts	784,097	8,862	0	792,959	926,356	8,640	0	934,996	952,832	11,631	0	964,463
Sandiganbayan	12,812	37	0	12,849	20,715	49	0	20,764	24,899	54	0	24,953
Court of Appeals	55,921	799	0	56,720	53,152	517	0	53,669	61,588	682	0	62,270
Court of Tax Appeals	2,837	216	0	3,053	3,822	216	0	4,038	4,899	160	0	5,059
Constitutional Commissions	963,439	4,557	0	967,996	1,197,206	1,955	0	1,199,161	944,660	3,940	0	948,600
Civil Service Commission	66,842	618	0	67,460	74,625	618	0	75,243	82,223	1,703	0	83,926
Career Executive Service Board	4,801	0	0	4,801	6,391	0	0	6,391	6,486	155	0	6,641
Professional Regulation Commission	19,113	0	0	19,113	21,894	160	0	22,054	24,860	743	0	25,603
Commission on Audit	453,244	270	0	453,514	642,913	270	0	643,183	631,828	1,224	0	633,052
Commission on Elections	419,439	3,669	0	423,108	451,383	907	0	452,290	199,263	115	0	199,378
Office of the Ombudsman	0	0	0	0	0	0	0	0	17,060	950	0	18,010
Office of the Special Prosecutor	11,919	101	0	12,020	17,374	101	0	17,475	18,461	457	0	18,918
Commission on Human Rights	4,341	1,479	0	5,820	13,338	686	0	14,024	39,784	4,700	0	44,484
Autonomous Regions	62,334	13,389	0	75,723	68,570	14,832	0	83,402	77,291	13,830	0	91,121
Sangguniang Pampook and Lupong Tagapagpaganap ng Pook, Region IX	28,685	6,496	0	35,181	30,389	6,500	0	36,889	32,180	6,500	0	38,680
Sangguniang Pampook and Lupong Tagapagpaganap ng Pook, Region III	29,588	6,893	0	36,481	30,389	6,500	0	36,889	32,180	6,500	0	38,680
Cordillera Administrative Region	4,061	0	0	4,061	7,792	1,832	0	9,624	12,931	830	0	13,761
Cordillera Administrative Region (Proper)	0	0	0	0	3,773	1,227	0	5,000	9,000	0	0	9,000
Kalinga Special Development Authority	4,061	0	0	4,061	4,019	605	0	4,624	3,931	830	0	4,761

Annex A.6
EXPENDITURE PROGRAM, BY AGENCY, BY GENERAL EXPENSE CLASS, 1986-1988 (Continuation)
(In thousand pesos)

PARTICULARS	1986				1987				1988			
	Current	Net Lending	Capital	Total	Current	Net Lending	Capital	Total	Current	Net Lending	Capital	Total
	Operating Expenditures	Outlays	and Debt		Operating Expenditures	Outlays	and Debt		Operating Expenditures	Outlays	and Debt	
SPECIAL PURPOSE FUNDS	30,117,640	17,792,500	21,514,600	69,424,740	56,327,376	15,384,331	37,649,591	109,361,298	60,968,754	17,821,963	32,749,758	111,540,475
Budgetary Support to Government Corporations	1,545,187	12,304,310	15,065,600	28,915,097	1,598,237	3,020,720	8,615,591	13,234,548	2,301,486	2,035,635	7,972,240	12,309,361
Corporate Equity	0	12,304,310	0	12,304,310	0	3,020,720	0	3,020,720	0	2,035,635	0	2,035,635
Subsidy to Government Corporations	1,545,187	0	0	1,545,187	1,598,237	0	0	1,598,237	2,301,486	0	0	2,301,486
Net Lending to Government Corporations	0	0	15,065,600	15,065,600	0	0	8,615,591	8,615,591	0	0	7,972,240	7,972,240
National Assistance to Local Government Units	4,539,649	747,737	0	5,287,386	5,303,316	2,391,061	0	7,694,377	5,362,267	1,423,463	0	6,785,730
Barangay Development Fund	0	113,413	0	113,413	25,000	90,000	0	115,000	25,000	90,000	0	115,000
Budgetary Aid to Local Government Units	153,359	129,432	0	282,791	20,500	63,000	0	83,500	20,500	63,000	0	83,500
Local Communities Assistance Program	0	0	0	0	240,000	1,000,000	0	1,240,000	0	0	0	0
Local Government Planning and Zoning Fund	2,000	0	0	2,000	2,000	0	0	2,000	0	0	0	0
Local Government Revenue Stabilization Fund	0	0	0	0	1,532,941	0	0	1,532,941	1,140,000	0	0	1,140,000
Local Roads Construction, Repair and Maintenance	941,461	248,067	0	1,189,528	859,055	910,000	0	1,769,055	953,019	1,000,000	0	1,953,019
Provincial Development Assistance Project Fund	0	181,393	0	181,393	0	270,463	0	270,463	0	270,463	0	270,463
Provincial Health and Agricultural Program	33,270	0	0	33,270	34,200	0	0	34,200	0	0	0	0
Repair and Construction of Public School Buildings and Rural Health Units	28,035	71,732	0	99,767	16,502	57,598	0	74,100	0	0	0	0
Sharing of National Revenue	3,381,524	0	0	3,381,524	2,573,118	0	0	2,573,118	3,223,748	0	0	3,223,748
Support for Local Development Project Fund	0	3,700	0	3,700	0	0	0	0	0	0	0	0
Debt Service Fund	21,612,000	0	6,449,000	28,061,000	36,861,000	0	29,034,000	65,895,000	36,673,314	0	24,777,518	61,450,832
Interest Payments	21,612,000	0	0	21,612,000	36,861,000	0	0	36,861,000	36,673,314	0	0	36,673,314
Debt Amortization	0	0	6,449,000	6,449,000	0	0	29,034,000	29,034,000	0	0	24,777,518	24,777,518
Calamity Fund	0	0	0	0	36,000	243,389	0	279,389	36,000	406,700	0	442,700
Capital Expenditures Adjustment Fund	0	94,330	0	94,330	0	100,000	0	100,000	0	0	0	0
Compensation and Organizational Adjustment Fund	0	0	0	0	682,694	0	0	682,694	3,931,738	0	0	3,931,738
Comprehensive Agrarian Reform Program Fund	0	0	0	0	1,356,000	1,344,000	0	2,700,000	1,986,000	4,542,000	0	6,528,000
Contingent Fund	0	0	0	0	209,672	402,995	0	612,667	239,628	404,443	0	644,071
Economic Support Fund	17,797	116,665	0	134,462	670,000	0	0	670,000	115,520	945,000	0	1,060,520
Foreign Assisted Projects Support Fund	1,182,240	4,529,458	0	5,711,698	1,977,273	7,342,024	0	9,319,297	1,583,314	7,438,684	0	9,021,998
General Fund Adjustments	0	0	0	0	200,000	540,142	0	740,142	200,000	626,038	0	826,038
Integrated Area Development Projects Fund	16,126	0	0	16,126	24,121	0	0	24,121	26,635	0	0	26,635
International Commitments Fund	181,992	0	0	181,992	204,741	0	0	204,741	296,796	0	0	296,796
Personnel Benefits Fund	455,981	0	0	455,981	3,309,800	0	0	3,309,800	3,841,056	0	0	3,841,056
Employees Compensation Insurance Premium Fund	117,418	0	0	117,418	110,000	0	0	110,000	137,000	0	0	137,000

Annex A.6
EXPENDITURE PROGRAM, BY AGENCY, BY GENERAL EXPENSE CLASS, 1986-1988 (Continuation)
(In thousand pesos)

P A R T I C U L A R S	1 9 8 6				1 9 8 7				1 9 8 8			
	Current	Net Lending	Total	Total	Current	Net Lending	Total	Total	Current	Net Lending	Total	Total
	Operating	Capital			Operating	Capital			Operating	Capital		
	Expenditures	Outlays	Amortization		Expenditures	Outlays	Amortization		Expenditures	Outlays	Amortization	
Health Insurance (Medicare) Fund	55,000	0	0	55,000	80,000	0	0	80,000	108,000	0	0	108,000
Pagtutulungan sa Kinabukasan: Ikaw, Bangko, Industriya, at Gobyerno (Pag-IBIG) Fund	278,713	0	0	278,713	364,800	0	0	364,800	364,800	0	0	364,800
Retirement Gratuity Fund	0	0	0	0	160,000	0	0	160,000	190,000	0	0	190,000
Terminal Leave Benefits Fund	0	0	0	0	90,000	0	0	90,000	100,000	0	0	100,000
Local Officials Insurance Premium Fund	4,850	0	0	4,850	5,000	0	0	5,000	38,000	0	0	38,000
Government Employees Amelioration Fund	0	0	0	0	2,500,000	0	0	2,500,000	2,903,256	0	0	2,903,256
Property Insurance Fund	126,000	0	0	126,000	102,522	0	0	102,522	175,000	0	0	175,000
Tax Expenditures	440,668	0	0	440,668	3,792,000	0	0	3,792,000	4,200,000	0	0	4,200,000
GRAND TOTAL	70,950,633	22,039,559	21,514,600	114,504,792	102,413,583	20,352,614	37,649,591	160,415,788	112,521,177	24,457,065	32,749,758	169,728,000

Annex A.7
INFRASTRUCTURE PROGRAM, 1986-1988 a/
(In thousand pesos)

P A R T I C U L A R S	1 9 8 6			1 9 8 7			1 9 8 8		
	Continuing	General	Total	Continuing	General	Total	Continuing	General	Total
	Appropriation	Appropriation	Program	Appropriation	Appropriation	Program	Appropriation	Appropriation	Program
Department of Public Works and Highways									
Highways	3,065,558	0	3,065,558	3,805,315	0	3,805,315	4,340,583	0	4,340,583
Ports/Lighthouses	103,450	0	103,450	456,186	0	456,186	413,830	0	413,830
Flood Control/Seawall	863,593	0	863,593	896,596	0	896,596	905,563	0	905,563
Water Supply	28,287	161,607	189,894	146,373	230,916	377,289	4,296	502,220	506,516
National/School Buildings	28,276	0	28,276	14,000	0	14,000	16,000	0	16,000
Hospitals and Sanitaria	1,164	0	1,164	0	0	0	0	0	0
Metro Manila Infrastructure Utilities and Engineering	37,420	0	37,420	46,897	0	46,897	6,000	0	6,000
Program for Essential Municipal Infrastructure Utilities Maintenance, and Engineering Development	80,113	0	80,113	64,900	0	64,900	67,000	0	67,000
Regional Cities Development Project	48,836	0	48,836	105,844	0	105,844	159,652	0	159,652
Miscellaneous Public Works	300,375	25,500	325,875	0	161,012	161,012	0	0	0
Total	4,557,072	187,107	4,744,179	5,536,111	391,928	5,928,039	5,912,924	502,220	6,415,144
Department of Transportation and Communications									
Airports/Airways	69,886	0	69,886	140,300	0	140,300	309,750	0	309,750
Telecommunications	209,484	0	209,484	44,630	0	44,630	51,921	0	51,921
Postal Communications	39,459	0	39,459	60,000	0	60,000	96,250	0	96,250
Buildings	0	0	0	44,086	0	44,086	23,500	0	23,500
Total	318,829	0	318,829	289,016	0	289,016	481,421	0	481,421
Department of Education, Culture, and Sports									
School Buildings	0	520,055	520,055	0	760,000	760,000	0	916,000	916,000
National Assistance to Local Government Units									
Local Roads Construction, Repair and Maintenance	0	248,067	248,067	0	910,000	910,000	0	1,000,000	1,000,000
GRAND TOTAL	4,875,901	955,229	5,831,130	5,825,127	2,061,928	7,887,055	6,394,345	2,418,220	8,812,565

a/ Net of Equipment and Special Account

Annex A.8
EXPENDITURE PROGRAM, BY SECTOR, 1986-1988
(In thousand pesos)

PARTICULARS	1986	1987	1988
ECONOMIC SERVICES	28,113,887	28,659,871	35,543,367
1 Agriculture	3,216,423	5,129,695	4,637,290
Office of the President			
Central Visayas Regional Projects Office	91,156	131,371	195,798
Department of Agriculture	1,750,313	2,265,738	2,249,646
Department of Science and Technology			
Philippine Council for Agriculture and Resources			
Research and Development	37,502	83,036	0
Philippine Council for Agriculture, Forestry, and			
Natural Resources, Research and Development	0	0	90,762
Philippine Council for Aquatic and Marine			
Research and Development	0	0	3,510
Compensation and Organizational Adjustment Fund	0	0	43,118
Government Employees Amelioration Fund	0	75,560	83,456
Farm Systems Development Corporation	16,940	0	0
National Food Authority	397,640	1,169,030	790,000
National Irrigation Administration	414,853	800,033	1,020,000
Philippine Coconut Authority	107,922	3,312	0
Philippine Crop Insurance Corporation	40,000	0	50,000
Philippine Dairy Corporation	46,360	0	0
Philippine Fisheries Development Authority	111,950	850	0
Philippine Rice Research Institute	0	0	10,000
Philippine Tobacco Administration	18,290	0	0
Laguna Lake Development Authority	14,290	29,870	0
Leyte Sab-A Basin Development Authority	1,800	0	0
National Post Harvest Institute for Research and Extension	6,030	0	5,000
Southern Philippines Development Authority	33,140	0	0
Sugar Regulatory Administration	80,777	570,895	96,000
Philippine Virginia Tobacco Administration	47,460	0	0
2 Agrarian Reform	384,318	3,150,102	6,978,481
Department of Agrarian Reform	384,318	432,249	421,396
Compensation and Organizational Adjustment Fund	0	0	9,908
Comprehensive Agrarian Reform Program	0	2,700,000	6,528,000
Government Employees Amelioration Fund	0	17,853	19,177
3 Natural Resources and Environment	1,326,459	1,585,514	1,849,128
Department of Environment and Natural Resources	1,304,835	1,504,625	1,716,424
Department of Science and Technology			
Forest Products Research and Development Institute	16,924	17,343	21,821
Compensation and Organizational Adjustment Fund	0	0	37,773

Annex A.8
EXPENDITURE PROGRAM, BY SECTOR, 1986-1988 (Continuation)
(In thousand pesos)

P A R T I C U L A R S		1986	1987	1988
Government Employees Amelioration Fund		0	63,546	73,110
Natural Resources Development Corporation		4,700	0	0
4 Trade and Industry		603,472	596,187	1,127,467
Department of Foreign Affairs				
RP-US Business Development Council		14,843	15,754	15,754
Department of Science and Technology				
Philippine Council for Industry and Energy				
Research and Development		8,583	9,512	10,477
Department of Trade and Industry		272,882	410,360	760,162
Other Executive Offices				
Securities and Exchange Commission		36,134	43,575	61,000
Compensation and Organizational Adjustment Fund		0	0	14,734
Government Employees Amelioration Fund		0	13,442	28,517
Center for International Trade Expositions and Missions, Incorporated		0	0	50,000
Cottage Industry Technology Center		0	0	4,000
National Cottage Industries Development Authority		90,040	0	0
National Development Company		109,200	80,000	78,000
Technology and Livelihood Resource Center		23,400	0	0
Export Processing Zone Authority		20,000	20,000	94,923
Metals Industry Research and Development Center		21,020	0	8,000
Philippine Trade Exhibition Center		3,550	3,544	0
Philippine Shippers' Council		1,320	0	1,900
PHIVIDECON Industrial Authority		2,500	0	0
5 Tourism		135,887	162,367	180,166
Department of Tourism		102,836	131,473	143,120
Compensation and Organizational Adjustment Fund		0	0	2,400
Government Employees Amelioration Fund		0	4,325	4,646
Philippine Tourism Authority		5,510	0	0
National Parks Development Corporation		27,541	26,569	30,000
6 Power and Energy		1,368,240	327,510	225,693
Department of Science and Technology				
Philippine Nuclear Research Institute		25,996	27,076	30,355
Other Executive Offices				
Energy Regulatory Board		12,415	16,060	18,014
Office of Energy Affairs		162,029	80,676	41,309
Compensation and Organizational Adjustment Fund		0	0	2,049
Government Employees Amelioration Fund		0	3,698	3,966
National Power Corporation		894,000	0	0
National Electrification Administration		23,800	200,000	130,000

Annex A.8
EXPENDITURE PROGRAM, BY SECTOR, 1986-1988 (Continuation)
(In thousand pesos)

PARTICULARS	1986	1987	1988
Philippine National Oil Company	250,000	0	0
7 Water Resources Development and Flood Control	1,350,590	1,498,981	1,641,252
Department of Public Works and Highways			
Office of the Secretary	1,058,371	1,292,885	1,428,456
National Water Resources Board	5,879	10,460	12,207
Compensation and Organizational Adjustment Fund	0	0	201
Government Employees Amelioration Fund	0	336	388
Local Water Utilities Administration	0	95,300	200,000
Metropolitan Waterworks and Sewerage System	264,530	100,000	0
Rural Waterworks Development Corporation	21,810	0	0
8 Communications, Roads and Other Transport	8,236,046	10,257,586	11,464,339
Department of Public Works and Highways			
Office of the Secretary	5,378,698	6,694,425	7,250,539
Department of Transportation and Communications	1,628,280	1,605,717	1,942,953
National Assistance to Local Government Units			
Local Roads Construction, Repair and Maintenance	1,189,528	1,769,055	1,953,019
Compensation and Organizational Adjustment Fund	0	0	62,050
Government Employees Amelioration Fund	0	108,389	120,098
Light Rail Transit Authority	0	0	85,000
Philippine National Railways	39,540	80,000	50,680
9 Other Economic Services	11,492,452	5,951,929	7,439,551
National Economic and Development Authority			
National Council on Integrated Area Development	9,551	11,000	12,174
National Assistance to Local Government Units			
Barangay Development Fund	113,413	115,000	115,000
Budgetary Aid to Local Government Units	282,791	83,500	83,500
Provincial Development Assistance Project Fund	1,058,772	473,495	637,839
Support for Local Development Projects Fund	3,700	0	0
Capital Expenditures Adjustment Fund	94,330	100,000	0
Economic Support Fund	134,462	670,000	1,060,520
Foreign Assisted Projects	0	927,944	1,408,500
Compensation and Organizational Adjustment Fund	0	341,347	516,069
Government Employees Amelioration Fund	0	313	388
General Fund Adjustments	0	370,071	413,019
Integrated Area Development Projects Fund	36,159	57,050	62,233
Tax Expenditures	220,334	1,896,000	2,100,000
Asset Privatization Trust	0	500,000	292,000
Central Bank of the Philippines	118,000	0	0
Development Bank of the Philippines	3,690,500	0	0
Philippine Deposit Insurance Corporation	500,000	0	325,000

Annex A.8
EXPENDITURE PROGRAM, BY SECTOR, 1986-1988 (Continuation)
(In thousand pesos)

PARTICULARS	1986	1987	1988
Philippine Export and Foreign Loan Guarantee Corporation	1,480,440	0	0
Equity/Subsidy (Unallocated)	0	406,209	413,309
Philippine National Bank	3,750,000	0	0
SOCIAL SERVICES	21,022,414	31,251,481	35,524,021
Education, Culture and Manpower Development	14,838,073	18,430,862	21,991,942
Department of Education, Culture, and Sports	12,287,637	14,579,383	15,931,274
Office of the President			
Presidential Commission on Culture and Arts	410	2,510	4,460
State Universities and Colleges	2,262,361	2,473,890	2,660,103
Department of Labor and Employment			
National Manpower and Youth Council	125,471	202,258	93,862
National Maritime Polytechnic	7,606	8,742	12,383
Department of Public Works and Highways			
Office of the Secretary	28,276	14,000	16,000
Department of National Defense			
National Defense College of the Philippines	6,924	6,263	6,925
Military Shrines Services	3,107	3,793	5,888
Department of Science and Technology			
Philippine Science High School	11,224	37,730	30,111
National Assistance to Local Government Units			
Repair and Construction of Public School Buildings and Rural Health Units	99,767	74,100	0
Philippine High School for the Arts	5,290	0	0
Compensation and Organizational Adjustment Fund	0	0	2,023,721
Government Employees Amelioration Fund	0	1,028,193	1,207,215
Health	3,569,741	4,951,519	5,754,050
Department of Health	3,280,110	4,539,079	5,245,743
Department of Social Welfare and Development			
National Nutrition Council	10,073	15,274	18,960
Department of Public Works and Highways			
Office of the Secretary	1,164	0	0
Department of National Defense			
Veterans Memorial Medical Center	66,723	86,548	90,398
Department of Science and Technology			
Philippine Council for Health Research and Development	14,693	28,721	13,229
Food and Nutrition Research Institute	12,188	18,602	30,039
National Assistance to Local Government Units			
Provincial Health and Agricultural Program	33,270	34,200	0
Compensation and Organizational Adjustment Fund	0	0	84,374
Health Insurance (Medicare) Fund	55,000	80,000	108,000

Annex A.8
EXPENDITURE PROGRAM, BY SECTOR, 1986-1988 (Continuation)
(In thousand pesos)

PARTICULARS	1986	1987	1988
Government Employees Amelioration Fund	0	149,095	163,307
Lung Center of the Philippines	15,000	0	0
National Kidney Institute	23,000	0	0
Philippine Children's Medical Center	24,000	0	0
Philippine Heart Center	34,520	0	0
3 Social Security, Welfare and Employment	833,657	1,442,973	1,566,225
Office of the President			
Presidential Commission for the Urban Poor	0	18,056	14,820
Sacobia Development Authority	7,618	6,612	6,568
Department of Justice			
Citizens' Legal Assistance Office	73,203	97,415	105,974
Commission on the Settlement of Land Problems	7,741	11,749	14,451
Department of Labor and Employment			
Office of the Secretary	117,754	152,560	192,433
Philippine Overseas Employment Administration	24,767	44,527	49,029
National Labor Relations Commission	33,494	39,126	46,617
National Wages Council	5,351	7,946	9,379
Department of National Defense			
Philippine Veterans Affairs Office (Proper)	83,206	91,202	98,816
Department of Social Welfare and Development	349,264	560,706	487,781
Other Executive Offices			
Commission on Filipinos Overseas	4,962	7,809	8,055
National Commission on the Role of Filipino Women	4,029	4,721	5,005
Compensation and Organizational Adjustment Fund	0	0	21,222
Personnel Benefits Fund			
Employees Compensation Insurance Premium Fund	117,418	110,000	137,000
Retirement Gratuity Fund	0	160,000	190,000
Terminal Leave Benefits Fund	0	90,000	100,000
Local Officials Insurance Premium Fund	4,850	5,000	38,000
Government Employees Amelioration Fund	0	35,544	41,075
4 Housing and Community Development	1,549,813	947,455	866,531
Other Executive Offices			
Housing and Land Use Regulatory Board	34,290	40,439	43,793
Housing and Urban Development Coordinating Council	8,541	2,503	3,599
Office of the President			
Presidential Management Staff (Proper)	161,865	0	0
Compensation and Organizational Adjustment Fund	0	0	1,478
Pagtutulungan sa Kinabukasan: Ikaw, Bangko, Industriya, at Gobyerno (Pag-IBIG) Fund	278,713	364,800	364,800
Government Employees Amelioration Fund	0	2,578	2,861
National Housing Authority	64,000	403,300	450,000
Human Settlements Development Corporation	0	133,000	0

Annex A.8
EXPENDITURE PROGRAM, BY SECTOR, 1986-1988 (Continuation)
(In thousand pesos)

P A R T I C U L A R S		1986	1987	1988
National Home Mortgage Finance Corporation		1,000,400	0	0
Home Insurance and Guaranty Corporation		2,004	835	0
5 Other Social Services		231,130	5,478,672	5,345,273
Commission on Human Rights		5,820	14,024	44,484
Department of Labor and Employment				
National Productivity Commission		2,546	3,369	4,183
National Assistance to Local Government Units				
Local Communities Assistance Program		0	1,240,000	0
Tax Expenditures		220,334	1,896,000	2,100,000
Foreign Assisted Projects		0	927,943	1,408,500
Philippine Veterans Assistance Commission		130	0	0
Pambansang Katipunan ng Kabataang Barangay ng Pilipinas		2,300	0	0
Equity/Subsidy (Unallocated)		0	406,210	413,309
Calamity Fund		0	279,389	442,700
Compensation and Organizational Adjustment Fund		0	341,347	516,963
Government Employees Amelioration Fund		0	319	2,115
General Fund Adjustments		0	370,071	413,019
3 DEFENSE		7,611,045	8,222,223	9,704,588
Department of National Defense				
Office of the Secretary		83,866	102,151	115,948
Armed Forces of the Philippines				
General Headquarters		2,053,882	1,855,361	2,182,390
Philippine Air Force		1,086,782	1,305,075	1,314,607
Philippine Army		2,778,502	2,787,038	3,301,144
Philippine Navy		1,536,709	1,743,395	2,063,229
Government Arsenal		71,304	80,517	110,365
Compensation and Organizational Adjustment Fund		0	0	210,153
Government Employees Amelioration Fund		0	348,686	406,752
4 GENERAL PUBLIC SERVICES		14,630,846	18,181,622	19,792,952
General Administration		5,566,925	6,886,765	7,276,852
Congress of the Philippines		0	300,000	700,000
Batasang Pambansa		136,086	0	0
Constitutional Commission		18,883	2,000	0
Office of the President				
The President's Offices		361,320	222,532	225,343
National Security Council		270	450	10,152
Office of the Press Secretary		67,982	104,002	97,374
Office of Political Affairs		2,146	8,294	0
Presidential Blue Ribbon Committee		0	0	4,739

Annex A.8
EXPENDITURE PROGRAM, BY SECTOR, 1986-1988 (Continuation)
(In thousand pesos)

PARTICULARS	1986	1987	1988
Presidential Management Staff(Proper)	119,801	84,847	61,327
President's Center for Special Studies	9,994	9,585	9,585
Office of the Vice-President	6,497	12,026	13,747
Office of the Prime Minister	13,128	0	0
National Economic and Development Authority			
Office of the Director-General	179,027	204,910	151,990
Philippine National Volunteer Service Coordinating Agency	1,532	1,897	2,076
Tariff Commission	15,219	19,635	15,802
Department of Budget and Management	113,833	215,762	229,326
Department of Finance	1,226,753	1,624,964	1,588,279
Department of Foreign Affairs			
Office of the Secretary	756,531	813,431	940,849
Foreign Service Institute	6,507	7,687	8,649
UNESCO National Commission of the Philippines	1,793	2,124	2,522
Department of Justice			
Commission on Immigration and Deportation	27,010	30,187	39,862
National Land Titles and Deeds Registration Administration	80,945	89,443	100,855
National Bureau of Investigation	138,911	175,681	219,673
Office of the Government Corporate Counsel	7,996	10,512	10,747
Office of the Solicitor General	16,257	20,327	24,788
Department of Local Government	325,850	328,909	325,497
Department of Science and Technology			
Office of the Secretary	71,592	82,461	112,202
Advanced Science and Technology Institute	0	0	3,801
National Academy of Science and Technology	5,327	6,654	7,813
Industrial Technology Development Institute	0	0	50,667
Materials Science Research Institute	6,093	6,719	0
National Institute of Science and Technology	21,527	25,432	0
Philippine Atmospheric, Geophysical and Astronomical Services Administration	84,552	316,733	140,196
Philippine Council for Advanced Science and Technology			
Research and Development	0	0	2,604
Philippine Institute of Volcanology and Seismology	8,876	10,337	13,718
Philippine Invention Development Institute	6,647	7,469	0
Science Promotion Institute	33,384	35,026	0
Science Education Institute	0	0	27,906
Science and Technology Information Institute	0	0	9,001
Philippine National Science Society	8,254	9,289	10,623
Philippine Textile Research Institute	8,990	10,411	17,548
Technology Application and Promotion Institute	0	0	6,591
Other Executive Offices			
Committee on Privatization	0	0	1,088
Games and Amusement Board	6,758	7,285	7,540
General Services Administration	26,320	33,150	0
National Printing Office	29,294	43,629	45,056
Government Corporate Monitoring and Coordinating Committee	0	1,500	1,317

Annex A.8
EXPENDITURE PROGRAM, BY SECTOR, 1986-1988 (Continuation)
(In thousand pesos)

PARTICULARS	1986	1987	1988
Metropolitan Manila Commission	16,331	14,158	6,779
Movie and Television Review and Classification Board	3,817	4,107	5,294
Office of Muslim Affairs	106,091	62,820	63,904
Office for Northern Cultural Communities	0	13,264	24,026
Office for Southern Cultural Communities	0	55,150	54,058
National Computer Center	21,876	25,930	26,895
National Statistical Coordination Board	137,352	167,626	199,151
Philippine Commission for the International Youth Year	1,355	552	0
Philippine Gamefowl Commission	5,773	6,281	6,441
Philippine Information Agency	257,845	65,584	66,099
Philippine Racing Commission	9,638	11,640	14,403
Videogram Regulatory Board	6,243	7,088	7,124
Constitutional Commissions	967,996	1,199,161	948,600
Autonomous Regions	75,723	83,402	91,121
National Assistance to Local Government Units			
Financial Assistance for the Local Resources Management Program	3,000	0	10,000
Local Government Planning and Zoning Fund	2,000	2,000	0
Compensation and Organizational Adjustment Fund	0	0	174,452
Government Employees Amelioration Fund	0	282,702	337,652
2 Public Order and Safety	5,277,841	6,217,265	6,977,364
Department of Justice			
Office of the Secretary	157,188	219,455	239,754
Bureau of Prisons	129,796	145,913	159,103
Probation Administration	42,874	51,443	59,978
Department of National Defense			
Philippine Constabulary	1,851,403	1,968,462	2,137,304
Integrated National Police	2,124,964	2,336,118	2,554,123
Office of Civil Defense	9,653	10,761	12,613
Other Executive Offices			
National Police Commission	84,362	89,665	103,433
The Judiciary	865,581	1,013,467	1,056,745
Office of the Special Prosecutor	12,020	17,475	18,918
Office of the Ombudsman	0	0	18,010
Compensation and Organizational Adjustment Fund	0	0	210,316
Government Employees Amelioration Fund	0	364,506	407,067
3 Other General Public Services	3,786,080	5,077,592	5,538,736
Office of the President			
Presidential Commission on Good Government	96,564	50,688	56,898
National Assistance to Local Government Units			
Sharing of National Revenue	3,381,524	2,573,118	3,223,748
Local Government Revenue Stabilization Fund	0	1,532,941	1,140,000

Annex A.8
EXPENDITURE PROGRAM, BY SECTOR, 1986-1988 (Continuation)
(In thousand pesos)

P A R T I C U L A R S		1986	1987	1988
Contingent Fund		0	612,667	644,071
Compensation and Organizational Adjustment Fund		0	0	757
Government Employees Amelioration Fund		0	915	1,466
International Commitments Fund		181,992	204,741	296,796
Property Insurance Fund		126,000	102,522	175,000
5 NET LENDING <i>(scribble)</i>		15,065,600	8,205,591	7,712,240
9 DEBT SERVICE FUND		28,061,000	65,895,000	61,450,832
Interest Payments		21,612,000	36,861,000	36,673,314
Debt Amortization		6,449,000	29,034,000	24,777,518
GRAND TOTAL		114,504,792	160,415,788	169,728,000

Annex A.9

EXPENDITURE PROGRAM DIRECTLY ALLOCATED TO REGIONS, BY DEPARTMENT/SPECIAL PURPOSE FUND, 1988

(In thousand pesos)

PARTICULARS	NCR	I	II	III	IV	V	VI	VII	VIII	IX	X	XI	XII	TOTAL REGIONALIZED BUDGET
DEPARTMENTS	3,561,591	2,494,260	1,796,745	2,456,909	3,499,289	2,101,270	2,626,617	1,781,337	1,877,387	1,651,364	1,681,832	1,720,091	1,737,181	28,985,873
Office of the President	14,820	2,155	0	6,568	0	0	0	0	2,378	0	0	0	0	25,921
Office of the Vice-President	0	1,150	0	0	0	0	0	0	0	0	0	0	0	1,150
Department of Agrarian Reform	0	27,225	20,501	37,610	31,074	19,324	29,939	21,205	19,282	18,916	15,972	16,984	24,636	282,668
Department of Agriculture	0	116,789	102,400	112,722	149,133	100,057	101,046	78,333	80,891	107,138	86,458	78,037	92,481	1,205,485
Department of Budget and Management	996	9,521	6,918	8,168	11,320	7,051	7,809	8,305	7,649	6,966	7,468	6,312	6,596	95,079
National Economic and Development Authority	0	2,754	2,774	2,711	2,732	2,746	2,689	2,750	2,685	3,572	2,749	2,727	2,868	33,757
Department of Education, Culture, and Sports	1,478,146	1,181,385	717,197	1,209,861	1,751,903	1,090,204	1,529,112	882,322	968,363	739,443	778,991	798,360	710,940	13,836,227
State Universities and Colleges	1,142,852	226,511	125,964	136,940	106,648	108,372	109,354	62,494	126,680	95,177	70,559	25,745	308,911	2,646,207
Department of Environment and Natural Resources	13,779	103,740	81,175	87,175	153,897	59,561	59,187	79,102	45,827	58,630	76,037	56,195	41,589	915,894
Department of Finance	2,422	27,594	108,213	50,426	99,360	22,105	29,489	26,453	20,801	22,773	33,139	27,825	15,849	486,449
Department of Health	95,092	338,046	241,381	340,032	515,458	282,059	327,544	270,243	246,353	213,140	253,179	261,091	184,848	3,568,466
Department of Labor and Employment	16,283	7,807	7,091	11,739	10,600	8,345	13,426	8,742	20,393	9,224	8,117	8,107	7,161	137,035
Department of Local Government	1,018	17,907	13,351	13,978	26,164	13,965	15,990	16,132	15,683	14,722	16,055	10,700	13,667	189,332
Department of National Defense	97,323	0	0	0	0	0	0	0	0	0	0	0	0	97,323
Department of Public Works and Highways	381,908	333,535	275,955	343,375	504,318	306,544	295,264	216,365	232,314	228,741	241,753	346,360	210,873	3,917,305
Department of Science and Technology	30,361	0	0	0	1,573	0	0	250	500	0	0	0	0	32,684
Department of Social Welfare and Development	61,117	17,067	12,457	18,603	20,764	14,929	15,399	17,057	17,025	16,869	18,485	14,804	12,813	257,389
Department of Tourism	27,975	1,027	1,028	799	1,287	727	1,067	982	729	681	720	738	702	38,462
Department of Trade and Industry	5,546	4,316	5,096	4,069	10,734	4,232	4,491	5,257	4,414	6,963	5,828	6,325	4,128	71,399
Department of Transportation and Communications	103,062	32,025	29,431	34,619	46,367	26,637	41,862	48,458	29,757	40,108	30,458	30,926	32,194	525,904
Other Executive Offices	7,716	5,862	4,687	4,991	6,978	4,806	5,171	4,347	4,785	4,282	4,664	3,996	4,267	66,552
Constitutional Commissions	81,175	37,844	27,365	32,523	48,979	29,606	37,778	32,540	30,878	25,339	31,200	24,859	23,978	464,064
Autonomous Regions	0	0	13,761	0	0	0	0	0	0	38,680	0	0	38,680	91,121

Annex A.9
EXPENDITURE PROGRAM DIRECTLY ALLOCATED TO REGIONS, BY DEPARTMENT/SPECIAL PURPOSE FUND, 1988 (Continuation)
(In thousand pesos)

PARTICULARS	:	NCR	:	I	:	II	:	III	:	IV	:	V	:	VI	:	VII	:	VIII	:	IX	:	X	:	XI	:	XII	:	TOTAL REGIONALIZED BUDGET
SPECIAL PURPOSE FUNDS		872,280		984,274		644,372		794,740		1,428,258		826,145		976,695		1,103,925		877,196		603,688		892,008		923,549		766,525		11,493,655
Budgetary Support to Government Corporations		0		192,280		153,073		126,946		194,995		96,924		200,322		221,411		61,826		78,926		186,506		203,024		91,854		1,808,087
National Assistance to Local Government Units		337,395		439,210		346,076		475,606		685,666		371,501		485,682		386,283		342,659		331,732		424,662		451,640		326,455		5,404,567
Foreign Assisted Projects Support Fund		534,885		352,784		141,073		192,188		537,387		348,354		290,691		496,231		472,711		193,030		280,840		268,885		345,307		4,454,366
Integrated Area Development Project Fund		0		0		4,150		0		10,210		9,366		0		0		0		0		0		0		2,909		26,635
GRAND TOTAL		4,433,871		3,478,534		2,441,117		3,251,649		4,927,547		2,927,415		3,603,312		2,885,262		2,754,583		2,255,052		2,573,840		2,643,640		2,503,706		40,679,528

Annex A.10
EXPENDITURE PROGRAM, BY AGENCY, BY TYPE OF FUND, 1986-1988 (Continuation)
(In thousand pesos)

PARTICULARS	1986					1987					1988				
	General Fund Proper	Special Accounts/Funds			Total	General Fund Proper	Special Accounts/Funds			Total	General Fund Proper	Special Accounts/Funds			Total
		Annually Appropriated	Automatic-ally Appropriated	Subtotal			Annually Appropriated	Automatic-ally Appropriated	Subtotal			Annually Appropriated	Automatic-ally Appropriated	Subtotal	
Philippine Merchant Marine Academy	12,484	65	0	65	12,549	16,242	146	0	146	16,388	16,743	166	0	166	16,909
Philippine Normal College	26,984	4,025	0	4,025	31,009	32,774	5,550	0	5,550	38,324	35,883	5,938	0	5,938	41,821
Polytechnic University of the Philippines	46,947	18,036	0	18,036	64,983	61,627	22,225	0	22,225	83,852	60,430	27,200	0	27,200	87,630
Rizal Technological Colleges	12,057	2,310	0	2,310	14,367	18,136	3,259	0	3,259	21,395	19,017	3,360	0	3,360	22,377
Technological University of the Philippines	39,806	1,660	0	1,660	41,466	51,008	3,224	0	3,224	54,232	53,548	3,090	0	3,090	56,638
University of the Philippines System	671,811	0	143,167	143,167	814,978	673,535	0	160,475	160,475	834,010	735,902	0	164,320	164,320	900,222
Region I - Ilocos Region	170,463	8,410	0	8,410	178,873	195,509	12,725	0	12,725	208,234	213,804	12,707	0	12,707	226,511
Abra State Institute of Sciences and Technology	5,369	33	0	33	5,402	6,058	73	0	73	6,131	6,484	109	0	109	6,593
Benguet State University	20,558	1,153	0	1,153	21,711	24,555	1,760	0	1,760	26,315	25,601	1,850	0	1,850	27,451
Don Mariano Marcos Memorial State University	44,845	2,206	0	2,206	47,051	50,486	3,044	0	3,044	53,530	53,349	2,723	0	2,723	56,072
Mariano Marcos State University	40,902	1,643	0	1,643	42,545	47,360	2,713	0	2,713	50,073	53,747	2,576	0	2,576	56,323
Cotton Research and Development Institute	6,249	0	0	0	6,249	7,747	0	0	0	7,747	8,166	0	0	0	8,166
Philippine Tobacco Research and Training Center	13,232	0	0	0	13,232	14,676	0	0	0	14,676	15,708	0	0	0	15,708
Pangasinan State University	23,359	1,373	0	1,373	24,732	26,352	2,227	0	2,227	28,579	29,337	2,320	0	2,320	31,657
University of Northern Philippines	15,949	2,002	0	2,002	17,951	18,275	2,908	0	2,908	21,183	21,412	3,129	0	3,129	24,541
Region II - Cagayan Valley	96,554	3,600	0	3,600	100,154	113,719	6,780	0	6,780	120,499	119,585	6,379	0	6,379	125,964
Cagayan State University	32,104	1,119	0	1,119	33,223	40,332	1,900	0	1,900	42,232	42,004	2,130	0	2,130	44,134
Ifugao State College of Agriculture and Forestry	9,624	73	0	73	9,697	11,151	138	0	138	11,289	11,703	145	0	145	11,848
Isabela State University	33,804	1,511	0	1,511	35,315	36,055	2,700	0	2,700	38,755	38,291	2,441	0	2,441	40,732
Nueva Vizcaya State Institute of Technology	13,547	273	0	273	13,820	16,643	1,200	0	1,200	17,843	17,751	741	0	741	18,492
Nueva Vizcaya State Polytechnic College	4,506	466	0	466	4,972	5,926	747	0	747	6,673	6,053	822	0	822	6,875
Quirino State College	2,969	158	0	158	3,127	3,612	95	0	95	3,707	3,783	100	0	100	3,883
Region III - Central Luzon	103,974	7,544	0	7,544	111,518	117,852	12,513	0	12,513	130,365	123,701	13,239	0	13,239	136,940
Bulacan College of Arts and Trade	11,365	900	0	900	12,265	12,508	1,092	0	1,092	13,600	13,305	1,263	0	1,263	14,568
Central Luzon Polytechnic College	14,880	1,579	0	1,579	16,459	17,306	2,044	0	2,044	19,350	17,431	2,093	0	2,093	19,524
Central Luzon State University	34,555	1,951	0	1,951	36,506	39,396	4,378	0	4,378	43,774	42,434	4,597	0	4,597	47,031
Don Honorio Ventura College of Arts and Trades	7,706	820	0	820	8,526	8,772	1,575	0	1,575	10,347	9,602	1,454	0	1,454	11,056
Pampanga Agricultural College	12,609	311	0	311	12,920	13,199	640	0	640	13,839	13,560	457	0	457	14,017
Tarlac College of Agriculture	10,569	293	0	293	10,862	11,125	646	0	646	11,771	11,907	540	0	540	12,447
Tarlac College of Technology	8,200	1,584	0	1,584	9,784	10,600	1,940	0	1,940	12,540	10,261	2,571	0	2,571	12,832
Western Luzon Agricultural College	4,090	106	0	106	4,196	4,946	198	0	198	5,144	5,201	264	0	264	5,465
Region IV - Southern Tagalog and Palawan	71,685	4,214	0	4,214	75,899	91,069	7,784	0	7,784	98,853	96,205	10,443	0	10,443	106,648
Don Severino Agricultural College	12,868	266	0	266	13,134	13,521	408	0	408	13,929	14,538	461	0	461	14,999
Laguna State Polytechnic College	3,983	230	0	230	4,213	4,108	506	0	506	4,614	4,252	557	0	557	4,809
Marinduque Institute of Science and Technology	3,798	249	0	249	4,047	4,457	383	0	383	4,840	5,025	527	0	527	5,552
Occidental Mindoro National College	7,196	258	0	258	7,454	8,749	919	0	919	9,668	8,836	1,181	0	1,181	10,017
Pablo Borbon Memorial Institute of Technology	8,740	1,691	0	1,691	10,431	11,245	2,545	0	2,545	13,790	11,157	3,493	0	3,493	14,650

Annex A.10
EXPENDITURE PROGRAM, BY AGENCY, BY TYPE OF FUND, 1986-1988 (Continuation)
(In thousand pesos)

PARTICULARS	1986					1987					1988				
	Special Accounts/Funds					Special Accounts/Funds					Special Accounts/Funds				
	General Fund Proper	Annually Appropriated	Automatic-ally Appropriated	Subtotal	Total	General Fund Proper	Annually Appropriated	Automatic-ally Appropriated	Subtotal	Total	General Fund Proper	Annually Appropriated	Automatic-ally Appropriated	Subtotal	Total
Palawan National Agricultural College	11,656	231	0	231	11,887	20,751	456	0	456	21,207	22,587	485	0	485	23,072
Palawan State College	8,608	919	0	919	9,527	9,340	1,746	0	1,746	11,086	8,744	2,804	0	2,804	11,548
Rizal College of Agriculture and Technology	3,477	37	0	37	3,514	3,580	106	0	106	3,686	4,689	185	0	185	4,874
Romblon State College	3,659	90	0	90	3,749	4,313	290	0	290	4,603	4,911	304	0	304	5,215
Southern Luzon Polytechnic College	7,700	243	0	243	7,943	11,005	425	0	425	11,430	11,466	446	0	446	11,912
Region V - Bicol	78,143	3,442	0	3,442	81,585	95,439	6,197	0	6,197	101,636	102,416	5,956	0	5,956	108,372
Bicol University	36,646	1,334	0	1,334	37,980	47,117	3,150	0	3,150	50,267	50,758	2,867	0	2,867	53,625
Camarines Sur Polytechnic College	36	522	0	522	558	731	76	0	76	807	1,233	53	0	53	1,286
Camarines Sur State Agricultural College	10,081	470	0	470	10,551	13,170	994	0	994	14,164	14,186	666	0	666	14,852
Catanduanes State College	31,380	1,116	0	1,116	32,496	34,421	1,977	0	1,977	36,398	36,239	2,370	0	2,370	38,609
Region VI - Western Visayas	63,223	5,158	0	5,158	68,381	81,494	7,861	0	7,861	89,335	95,722	13,632	0	13,632	109,354
Iloilo State College of Fisheries	7,218	95	0	95	7,313	9,013	171	0	171	9,184	9,528	200	0	200	9,728
Northern Iloilo Polytechnic State College	4,007	121	0	121	4,128	5,247	404	0	404	5,651	5,116	551	0	551	5,667
Paglaan State College	7,661	411	0	411	8,072	9,867	808	0	808	10,675	9,903	1,358	0	1,358	11,261
Panay State Polytechnic College	13,096	139	0	139	13,235	17,375	265	0	265	17,640	17,863	313	0	313	18,176
Polytechnic State College of Antique	4,510	210	0	210	4,720	5,686	252	0	252	5,938	5,708	400	0	400	6,108
West Visayas State University	17,416	3,351	0	3,351	20,767	22,454	4,520	0	4,520	26,974	35,054	9,342	0	9,342	44,396
Western Visayas College of Science and Technology	9,315	831	0	831	10,146	11,852	1,441	0	1,441	13,293	12,550	1,468	0	1,468	14,018
Region VII - Central Visayas	40,865	3,063	0	3,063	43,928	54,275	3,646	0	3,646	57,921	57,634	4,860	0	4,860	62,494
Cebu State College	5,655	1,087	0	1,087	6,742	7,053	1,590	0	1,590	8,643	8,216	1,500	0	1,500	9,716
Cebu State College of Science and Technology	25,671	1,688	0	1,688	27,359	37,373	1,575	0	1,575	38,948	38,581	2,890	0	2,890	41,471
Central Visayas Polytechnic College	9,539	288	0	288	9,827	9,849	481	0	481	10,330	10,837	470	0	470	11,307
Region VIII - Eastern Visayas	92,719	6,801	0	6,801	99,520	111,178	8,723	0	8,723	119,901	116,942	9,738	0	9,738	126,680
Eastern Samar State College	3,558	94	0	94	3,652	4,749	188	0	188	4,937	5,098	256	0	256	5,354
Leyte Institute of Technology	11,324	1,619	0	1,619	12,943	12,969	2,030	0	2,030	14,999	13,180	2,580	0	2,580	15,560
Leyte State College	6,041	1,871	0	1,871	7,912	6,628	2,070	0	2,070	8,698	6,869	2,355	0	2,355	9,224
Naval Institute of Technology	5,059	101	0	101	5,160	5,519	316	0	316	5,835	6,021	250	0	250	6,271
Paloan Institute of Technology	5,024	716	0	716	5,740	5,976	730	0	730	6,706	6,125	897	0	897	7,022
Samar State Polytechnic College	6,399	370	0	370	6,769	7,320	550	0	550	7,870	8,032	430	0	430	8,462
Tiburcio Tancinco Memorial Institute of Science and Technology	3,857	308	0	308	4,165	4,514	370	0	370	4,884	4,712	369	0	369	5,081
University of Eastern Philippines	12,791	827	0	827	13,618	17,482	1,312	0	1,312	18,794	18,405	1,195	0	1,195	19,600
Visayas State College of Agriculture	38,666	895	0	895	39,561	46,021	1,157	0	1,157	47,178	48,500	1,606	0	1,606	50,106
Region IX - Western Mindanao	56,448	4,561	0	4,561	61,009	77,361	6,666	0	6,666	84,027	88,316	6,861	0	6,861	95,177

Annex A.10
EXPENDITURE PROGRAM, BY AGENCY, BY TYPE OF FUND, 1986-1988 (Continuation)
(In thousand pesos)

PARTICULARS	1986					1987					1988				
	Special Accounts/Funds				Total	Special Accounts/Funds				Total	Special Accounts/Funds				Total
	General Fund Proper	Annually Appropriated	Automatic-ally Appropriated	Subtotal		General Fund Proper	Annually Appropriated	Automatic-ally Appropriated	Subtotal		General Fund Proper	Annually Appropriated	Automatic-ally Appropriated	Subtotal	
Basilan State College	2,152	71	0	71	2,223	3,370	345	0	345	3,715	4,020	295	0	295	4,315
Sulu State College	4,062	500	0	500	4,562	4,858	700	0	700	5,558	6,349	754	0	754	7,103
MSU-Tawi-Tawi College of Technology and Oceanography	25,768	28	0	28	25,796	30,824	50	0	50	30,874	31,641	243	0	243	31,884
Tawi-Tawi Regional Agricultural College	2,920	55	0	55	2,975	3,042	71	0	71	3,113	3,447	99	0	99	3,546
Western Mindanao State University	15,831	3,907	0	3,907	19,738	22,953	5,500	0	5,500	28,453	27,623	5,240	0	5,240	32,863
Zamboanga State College of Marine Sciences and Technology	5,715	0	0	0	5,715	12,314	0	0	0	12,314	15,236	230	0	230	15,466
Region X - Northern Mindanao	54,786	3,828	0	3,828	58,614	60,836	4,923	0	4,923	65,759	66,136	4,423	0	4,423	70,559
Bukidnon State College	7,146	2,169	0	2,169	9,315	8,429	2,767	0	2,767	11,196	9,295	2,439	0	2,439	11,734
Central Mindanao University	30,441	1,352	0	1,352	31,793	32,667	1,630	0	1,630	34,297	36,187	1,393	0	1,393	37,580
Don Mariano Marcos Memorial Polytechnic State College	13,254	180	0	180	13,434	14,019	293	0	293	14,312	14,484	391	0	391	14,875
Misamis Oriental State College of Agriculture and Technology	1,876	39	0	39	1,915	2,418	74	0	74	2,492	2,742	50	0	50	2,792
Northern Mindanao State Institute of Science and Technology	2,069	88	0	88	2,157	3,303	159	0	159	3,462	3,428	150	0	150	3,578
Region II - Southeastern Mindanao	15,969	602	0	602	16,571	21,426	1,068	0	1,068	22,494	24,416	1,329	0	1,329	25,745
Southern Philippines Agri-Business and Marine and Aquatic School of Technology	2,518	94	0	94	2,612	3,700	206	0	206	3,906	4,339	151	0	151	4,490
University of Southeastern Philippines	13,451	508	0	508	13,959	17,726	862	0	862	18,588	20,077	1,178	0	1,178	21,255
Region XII - Southern Mindanao	258,510	4,118	0	4,118	262,628	286,482	7,100	0	7,100	293,582	300,389	8,522	0	8,522	308,911
Cotabato Foundation College of Science and Technology	7,603	53	0	53	7,656	8,548	72	0	72	8,620	9,069	76	0	76	9,145
Cotabato City State Polytechnic College	9,779	692	0	692	10,471	13,381	965	0	965	14,346	13,915	1,380	0	1,380	15,295
Mindanao State University	164,060	751	0	751	164,811	172,784	1,302	0	1,302	174,086	182,114	1,657	0	1,657	183,771
MSU-Iligan Institute of Technology	51,583	815	0	815	52,398	61,286	1,793	0	1,793	63,079	61,732	2,809	0	2,809	64,541
University of Southern Mindanao	25,485	1,807	0	1,807	27,292	30,483	2,968	0	2,968	33,451	33,559	2,600	0	2,600	36,159
Department of Environment and Natural Resources	1,170,847	234	0	234	1,171,081	1,309,555	204	0	204	1,309,759	1,558,291	620	0	620	1,556,911
Office of the Secretary	1,131,345	234	0	234	1,131,579	1,297,997	204	0	204	1,298,201	1,505,897	620	0	620	1,506,517
Office of the Secretary (Proper)	42,605	234	0	234	42,839	49,693	0	0	0	49,693	1,505,897	620	0	620	1,506,517
Bureau of Forest Development	587,785	0	0	0	587,785	654,796	0	0	0	654,796	0	0	0	0	0
Bureau of Lands	363,553	0	0	0	363,553	387,965	0	0	0	387,965	0	0	0	0	0
Bureau of Mines and Geo-Sciences	83,059	0	0	0	83,059	98,443	159	0	159	98,602	0	0	0	0	0
Forest Research Institute	32,357	0	0	0	32,357	38,824	0	0	0	38,824	0	0	0	0	0
Mineral Reservations Development Board	1,702	0	0	0	1,702	3,186	45	0	45	3,231	0	0	0	0	0

Annex A.10
EXPENDITURE PROGRAM, BY AGENCY, BY TYPE OF FUND, 1986-1988 (Continuation)
(In thousand pesos)

PARTICULARS	1986					1987					1988				
	Special Accounts/Funds					Special Accounts/Funds					Special Accounts/Funds				
	General	Annually	Automatic-			General	Annually	Automatic-			General	Annually	Automatic-		
	Fund Proper	Appropriated	ally Appropriated	Subtotal	Total	Fund Proper	Appropriated	ally Appropriated	Subtotal	Total	Fund Proper	Appropriated	ally Appropriated	Subtotal	Total
National Environmental Protection Council	5,648	0	0	0	5,648	7,784	0	0	0	7,784	0	0	0	0	0
National Pollution Control Commission	14,636	0	0	0	14,636	17,306	0	0	0	17,306	0	0	0	0	0
National Mapping and Resource Information Authority	37,872	0	0	0	37,872	51,538	0	0	0	51,538	50,394	0	0	0	50,394
Bureau of Coast and Geodetic Survey	21,276	0	0	0	21,276	28,955	0	0	0	28,955	0	0	0	0	0
National Cartography Authority	3,243	0	0	0	3,243	5,526	0	0	0	5,526	0	0	0	0	0
Natural Resources Management Center	13,353	0	0	0	13,353	17,077	0	0	0	17,077	0	0	0	0	0
Wood Industry Development Authority	1,630	0	0	0	1,630	0	0	0	0	0	0	0	0	0	0
Department of Finance	883,624	0	99,397	99,397	983,021	1,106,166	0	94,096	94,096	1,200,262	1,139,406	0	94,947	94,947	1,234,353
Office of the Secretary	18,165	0	0	0	18,165	23,729	0	0	0	23,729	68,961	0	0	0	68,961
Bureau of Customs	253,706	0	0	0	253,706	349,857	0	0	0	349,857	306,200	0	0	0	306,200
Bureau of Internal Revenue	423,073	0	99,397	99,397	522,470	510,032	0	94,096	94,096	604,128	518,127	0	94,947	94,947	613,074
Bureau of Local Government Finance	19,300	0	0	0	19,300	25,408	0	0	0	25,408	28,842	0	0	0	28,842
Bureau of the Treasury	98,976	0	0	0	98,976	117,809	0	0	0	117,809	123,708	0	0	0	123,708
Economic Intelligence and Investigation Bureau	41,253	0	0	0	41,253	43,294	0	0	0	43,294	49,106	0	0	0	49,106
Fiscal Incentives Review Board	0	0	0	0	0	546	0	0	0	546	536	0	0	0	536
Insurance Commission	19,596	0	0	0	19,596	22,378	0	0	0	22,378	29,216	0	0	0	29,216
National Tax Research Center	9,555	0	0	0	9,555	13,113	0	0	0	13,113	14,710	0	0	0	14,710
Department of Foreign Affairs	779,674	0	0	0	779,674	838,996	0	0	0	838,996	967,774	0	0	0	967,774
Office of the Secretary	756,531	0	0	0	756,531	813,431	0	0	0	813,431	940,849	0	0	0	940,849
Foreign Service Institute	6,507	0	0	0	6,507	7,687	0	0	0	7,687	8,649	0	0	0	8,649
RP-US Business Development Council	14,843	0	0	0	14,843	15,754	0	0	0	15,754	15,754	0	0	0	15,754
UNESCO National Commission of the Philippines	1,793	0	0	0	1,793	2,124	0	0	0	2,124	2,522	0	0	0	2,522
Department of Health	3,215,446	0	612	612	3,216,058	4,242,876	0	614	614	4,243,490	5,158,209	0	614	614	5,158,823
Office of the Secretary	3,183,428	0	64	64	3,183,492	4,186,783	0	64	64	4,186,847	5,101,867	0	64	64	5,101,931
Dangerous Drugs Board	14,389	0	548	548	14,937	20,582	0	550	550	21,132	22,400	0	550	550	22,950
Philippine Medical Care Commission	17,629	0	0	0	17,629	35,511	0	0	0	35,511	33,942	0	0	0	33,942
Department of Justice	667,717	14,204	0	14,204	681,921	849,125	1,500	1,500	3,000	852,125	972,185	3,000	0	3,000	975,185
Office of the Secretary	157,188	0	0	0	157,188	219,455	0	0	0	219,455	239,754	0	0	0	239,754
Bureau of Prisons	129,796	0	0	0	129,796	145,913	0	0	0	145,913	159,103	0	0	0	159,103
Citizens' Legal Assistance Office	73,203	0	0	0	73,203	97,415	0	0	0	97,415	105,974	0	0	0	105,974
Commission on Immigration and Deportation	27,010	0	0	0	27,010	30,187	0	0	0	30,187	39,862	0	0	0	39,862
National Bureau of Investigation	138,911	0	0	0	138,911	175,681	0	0	0	175,681	219,673	0	0	0	219,673
National Land Titles and Deeds Registration Administration	68,191	12,754	0	12,754	80,945	89,443	0	0	0	89,443	100,855	0	0	0	100,855
Office of the Government Corporate Counsel	7,996	0	0	0	7,996	10,512	0	0	0	10,512	10,747	0	0	0	10,747
Probation Administration	42,874	0	0	0	42,874	51,443	0	0	0	51,443	59,978	0	0	0	59,978

Annex A.IV
EXPENDITURE PROGRAM, BY AGENCY, BY TYPE OF FUND, 1986-1988 (Continuation)
(In thousand pesos)

PARTICULARS	1986					1987					1988				
	Special Accounts/Funds					Special Accounts/Funds					Special Accounts/Funds				
	General	Annually	Automatic-			General	Annually	Automatic-			General	Annually	Automatic-		
	Fund Proper	Appropriated	ally Appropriated	Subtotal	Total	Fund Proper	Appropriated	ally Appropriated	Subtotal	Total	Fund Proper	Appropriated	ally Appropriated	Subtotal	Total
Commission on the Settlement of Land Problems	7,741	0	0	0	7,741	11,749	0	0	0	11,749	14,451	0	0	0	14,451
Office of the Solicitor General	14,807	1,450	0	1,450	16,257	17,327	1,500	1,500	3,000	20,327	21,788	3,000	0	3,000	24,788
Department of Labor and Employment	263,257	0	0	0	263,257	334,129	0	0	0	334,129	405,476	0	0	0	405,476
Office of the Secretary	117,754	0	0	0	117,754	152,560	0	0	0	152,560	192,433	0	0	0	192,433
National Labor Relations Commission	33,494	0	0	0	33,494	39,126	0	0	0	39,126	46,617	0	0	0	46,617
National Manpower and Youth Council	71,739	0	0	0	71,739	77,859	0	0	0	77,859	91,452	0	0	0	91,452
National Maritime Polytechnic	7,606	0	0	0	7,606	8,742	0	0	0	8,742	12,383	0	0	0	12,383
National Productivity Commission	2,546	0	0	0	2,546	3,369	0	0	0	3,369	4,183	0	0	0	4,183
National Wages Council	5,351	0	0	0	5,351	7,946	0	0	0	7,946	9,379	0	0	0	9,379
Philippine Overseas Employment Administration	24,767	0	0	0	24,767	44,527	0	0	0	44,527	49,029	0	0	0	49,029
Department of Local Government	296,118	0	0	0	296,118	292,659	0	0	0	292,659	303,243	0	0	0	303,243
Office of the Secretary	296,118	0	0	0	296,118	292,659	0	0	0	292,659	303,243	0	0	0	303,243
Department of National Defense	11,738,681	0	18,344	18,344	11,757,025	12,358,081	0	18,603	18,603	12,376,684	13,968,786	0	24,964	24,964	13,993,750
Office of the Secretary	65,522	0	18,344	18,344	83,866	83,548	0	18,603	18,603	102,151	90,984	0	24,964	24,964	115,948
National Defense College of the Philippines	6,924	0	0	0	6,924	6,263	0	0	0	6,263	6,925	0	0	0	6,925
Armed Forces of the Philippines	9,307,278	0	0	0	9,307,278	9,659,331	0	0	0	9,659,331	10,998,674	0	0	0	10,998,674
General Headquarters	2,053,882	0	0	0	2,053,882	1,855,361	0	0	0	1,855,361	2,182,390	0	0	0	2,182,390
Philippine Air Force	1,086,782	0	0	0	1,086,782	1,305,075	0	0	0	1,305,075	1,314,607	0	0	0	1,314,607
Philippine Army	2,778,502	0	0	0	2,778,502	2,787,038	0	0	0	2,787,038	3,301,144	0	0	0	3,301,144
Philippine Constabulary	1,851,403	0	0	0	1,851,403	1,968,462	0	0	0	1,968,462	2,137,304	0	0	0	2,137,304
Philippine Navy	1,536,709	0	0	0	1,536,709	1,743,395	0	0	0	1,743,395	2,063,229	0	0	0	2,063,229
Government Arsenal	71,304	0	0	0	71,304	80,517	0	0	0	80,517	110,365	0	0	0	110,365
Integrated National Police	2,124,964	0	0	0	2,124,964	2,336,118	0	0	0	2,336,118	2,554,123	0	0	0	2,554,123
Office of Civil Defense	9,653	0	0	0	9,653	10,761	0	0	0	10,761	12,613	0	0	0	12,613
Philippine Veterans Affairs Office	153,036	0	0	0	153,036	181,543	0	0	0	181,543	195,102	0	0	0	195,102
Philippine Veterans Affairs Office (Proper)	83,206	0	0	0	83,206	91,202	0	0	0	91,202	98,816	0	0	0	98,816
Military Shrines Services	3,107	0	0	0	3,107	3,793	0	0	0	3,793	5,888	0	0	0	5,888
Veterans Memorial Medical Center	66,723	0	0	0	66,723	86,548	0	0	0	86,548	90,398	0	0	0	90,398
Department of Public Works and Highways	3,985,349	0	11,670	11,670	3,997,019	4,038,089	0	24,000	24,000	4,062,089	4,690,227	0	20,377	20,377	4,710,604
Office of the Secretary	3,979,470	0	11,670	11,670	3,991,140	4,027,629	0	24,000	24,000	4,051,629	4,678,020	0	20,377	20,377	4,698,397
National Water Resources Board	5,879	0	0	0	5,879	10,460	0	0	0	10,460	12,207	0	0	0	12,207
Department of Science and Technology	334,219	2,054	0	2,054	336,273	403,079	1,526	0	1,526	404,605	512,107	548	0	548	512,655
Office of the Secretary	71,592	0	0	0	71,592	82,461	0	0	0	82,461	112,202	0	0	0	112,202

Annex A.10
EXPENDITURE PROGRAM, BY AGENCY, BY TYPE OF FUND, 1986-1988 (Continuation)
(In thousand pesos)

PARTICULARS	1986					1987					1988				
	Special Accounts/Funds				Total	Special Accounts/Funds				Total	Special Accounts/Funds				Total
	General Fund Proper	Annually Appropriated	Automatic-ally Appropriated	Subtotal		General Fund Proper	Annually Appropriated	Automatic-ally Appropriated	Subtotal		General Fund Proper	Annually Appropriated	Automatic-ally Appropriated	Subtotal	
Advanced Science and Technology Institute	0	0	0	0	0	0	0	0	0	0	3,801	0	0	0	3,801
Food and Nutrition Research Institute	12,188	0	0	0	12,188	14,559	0	0	0	14,559	28,702	0	0	0	28,702
Forest Products Research and Development Institute	16,125	0	0	0	16,125	17,213	0	0	0	17,213	21,821	0	0	0	21,821
Industrial Technology Development Institute	0	0	0	0	0	0	0	0	0	0	50,667	0	0	0	50,667
Materials Science Research Institute	6,093	0	0	0	6,093	6,719	0	0	0	6,719	0	0	0	0	0
National Academy of Science and Technology	5,327	0	0	0	5,327	6,654	0	0	0	6,654	7,813	0	0	0	7,813
National Institute of Science and Technology	21,527	0	0	0	21,527	25,432	0	0	0	25,432	0	0	0	0	0
Philippine Atmospheric, Geophysical and Astronomical Services Administration	60,463	0	0	0	60,463	65,719	0	0	0	65,719	83,501	0	0	0	83,501
Philippine Council for Agriculture and Resources Research and Development	21,483	0	0	0	21,483	28,927	0	0	0	28,927	0	0	0	0	0
Philippine Council for Agriculture, Forestry, and Natural Resources Research and Development	0	0	0	0	0	0	0	0	0	0	30,475	0	0	0	30,475
Philippine Council for Advanced Science and Technology Research and Development	0	0	0	0	0	0	0	0	0	0	2,604	0	0	0	2,604
Philippine Council for Aquatic and Marine Research and Development	0	0	0	0	0	0	0	0	0	0	3,510	0	0	0	3,510
Philippine Council for Health Research and Development	9,521	0	0	0	9,521	10,071	0	0	0	10,071	11,229	0	0	0	11,229
Philippine Council for Industry and Energy Research and Development	8,583	0	0	0	8,583	9,512	0	0	0	9,512	10,477	0	0	0	10,477
Philippine Institute of Volcanology and Seismology	8,876	0	0	0	8,876	10,337	0	0	0	10,337	13,718	0	0	0	13,718
Philippine Invention Development Institute	6,647	0	0	0	6,647	7,469	0	0	0	7,469	0	0	0	0	0
Philippine National Science Society	8,254	0	0	0	8,254	9,289	0	0	0	9,289	10,623	0	0	0	10,623
Philippine Nuclear Research Institute	23,942	2,054	0	2,054	25,996	25,550	1,526	0	1,526	27,076	29,807	548	0	548	30,355
Philippine Science High School	11,224	0	0	0	11,224	37,730	0	0	0	37,730	30,111	0	0	0	30,111
Philippine Textile Research Institute	8,990	0	0	0	8,990	10,411	0	0	0	10,411	17,548	0	0	0	17,548
Science Education Institute	0	0	0	0	0	0	0	0	0	0	27,906	0	0	0	27,906
Science and Technology Information Institute	0	0	0	0	0	0	0	0	0	0	9,001	0	0	0	9,001
Science Promotion Institute	33,384	0	0	0	33,384	35,026	0	0	0	35,026	0	0	0	0	0
Technology Application and Promotion Institute	0	0	0	0	0	0	0	0	0	0	6,591	0	0	0	6,591
Department of Social Welfare and Development	240,779	59	0	59	240,838	434,647	0	460	460	435,107	505,876	0	460	460	506,336
Office of the Secretary 1	195,303	0	0	0	195,303	374,179	0	460	460	374,639	437,773	0	460	460	438,233
Commission on Population 2	31,220	0	0	0	31,220	38,986	0	0	0	38,986	42,007	0	0	0	42,007
Council for the Welfare of Children and Youth	710	0	0	0	710	1,931	0	0	0	1,931	2,493	0	0	0	2,493
National Council for the Welfare of Disabled Persons 4	3,473	59	0	59	3,532	4,277	0	0	0	4,277	4,643	0	0	0	4,643
National Nutrition Council 5	10,073	0	0	0	10,073	15,274	0	0	0	15,274	18,960	0	0	0	18,960
Department of Tourism	102,836	0	0	0	102,836	131,473	0	0	0	131,473	143,120	0	0	0	143,120
Office of the Secretary	89,405	0	0	0	89,405	114,519	0	0	0	114,519	118,084	0	0	0	118,084

Annex A.10
EXPENDITURE PROGRAM, BY AGENCY, BY TYPE OF FUND, 1986-1988 (Continuation)
(In thousand pesos)

PARTICULARS	1986					1987					1988				
	Special Accounts/Funds					Special Accounts/Funds					Special Accounts/Funds				
	General	Annually	Automatic-	Subtotal	Total	General	Annually	Automatic-	Subtotal	Total	General	Annually	Automatic-	Subtotal	Total
	Fund Proper	Appropriated	ally Appropriated			Fund Proper	Appropriated	ally Appropriated			Fund Proper	Appropriated	ally Appropriated		
Office of the Secretary (Proper)	64,715	0	0	0	64,715	81,704	0	0	0	81,704	118,084	0	0	0	118,084
Bureau of Tourism Services	10,453	0	0	0	10,453	12,440	0	0	0	12,440	0	0	0	0	0
Bureau of Tourism Promotion	14,237	0	0	0	14,237	20,375	0	0	0	20,375	0	0	0	0	0
Intramuros Administration	13,431	0	0	0	13,431	16,954	0	0	0	16,954	25,036	0	0	0	25,036
Department of Trade and Industry	243,273	3,592	0	3,592	246,865	286,810	6,140	0	6,140	292,950	590,849	6,618	0	6,618	597,467
Office of the Secretary	203,426	0	0	0	203,426	228,856	534	0	534	229,390	499,881	168	0	168	500,049
Board of Investments	22,358	0	0	0	22,358	36,238	0	0	0	36,238	57,628	0	0	0	57,628
Bonded Export Marketing Board	0	0	0	0	0	0	0	0	0	0	2,500	0	0	0	2,500
Construction Industry Authority of the Philippines	4,769	3,592	0	3,592	8,361	6,359	5,606	0	5,606	11,965	5,548	6,000	0	6,000	11,548
Construction Manpower Development Foundation	0	0	0	0	0	0	0	0	0	0	1,012	0	0	0	1,012
International Coffee Organization-Certifying Agency	0	0	0	0	0	0	0	0	0	0	2,500	450	0	450	2,950
Philippine National Alcohol Commission	0	0	0	0	0	771	0	0	0	771	0	0	0	0	0
Philippine Trade Training Center	0	0	0	0	0	0	0	0	0	0	8,000	0	0	0	8,000
Product Development and Design Center of the Philippines	11,419	0	0	0	11,419	12,565	0	0	0	12,565	13,580	0	0	0	13,580
Technology Transfer Board	1,301	0	0	0	1,301	2,021	0	0	0	2,021	0	0	0	0	0
Department of Transportation and Communications	1,286,165	0	0	0	1,286,165	1,519,086	0	0	0	1,519,086	1,734,768	0	0	0	1,734,768
Office of the Secretary	1,249,451	0	0	0	1,249,451	1,479,292	0	0	0	1,479,292	1,688,250	0	0	0	1,688,250
Office of the Secretary (Proper)	142,864	0	0	0	142,864	260,679	0	0	0	260,679	1,688,250	0	0	0	1,688,250
Bureau of Air Transportation	170,191	0	0	0	170,191	219,926	0	0	0	219,926	0	0	0	0	0
Bureau of Posts	625,775	0	0	0	625,775	628,305	0	0	0	628,305	0	0	0	0	0
Bureau of Telecommunications	191,991	0	0	0	191,991	228,517	0	0	0	228,517	0	0	0	0	0
Land Transportation Commission	118,630	0	0	0	118,630	141,865	0	0	0	141,865	0	0	0	0	0
Civil Aeronautics Board	4,515	0	0	0	4,515	5,260	0	0	0	5,260	5,826	0	0	0	5,826
Maritime Industry Authority	13,589	0	0	0	13,589	13,923	0	0	0	13,923	15,343	0	0	0	15,343
National Telecommunications Commission	16,821	0	0	0	16,821	18,394	0	0	0	18,394	22,932	0	0	0	22,932
Office of Transportation Cooperatives	1,789	0	0	0	1,789	2,217	0	0	0	2,217	2,417	0	0	0	2,417
Other Executive Offices	779,046	0	117,944	117,944	896,990	717,653	0	14,637	14,637	732,290	763,170	0	13,674	13,674	776,844
Committee on Privatization	0	0	0	0	0	0	0	0	0	0	1,088	0	0	0	1,088
Commission on Filipinos Overseas	4,962	0	0	0	4,962	7,809	0	0	0	7,809	8,055	0	0	0	8,055
Energy Regulatory Board	4,930	0	7,485	7,485	12,415	14,046	0	2,014	2,014	16,060	15,367	0	2,647	2,647	18,014
Games and Amusements Board	6,758	0	0	0	6,758	7,285	0	0	0	7,285	7,540	0	0	0	7,540
General Services Administration	26,320	0	0	0	26,320	33,150	0	0	0	33,150	0	0	0	0	0
Office of the Administrator	6,502	0	0	0	6,502	9,018	0	0	0	9,018	0	0	0	0	0
Building Services and Real Property Management Office	10,964	0	0	0	10,964	13,574	0	0	0	13,574	0	0	0	0	0
Supply Coordination Office	8,854	0	0	0	8,854	10,558	0	0	0	10,558	0	0	0	0	0

Annex A.10
EXPENDITURE PROGRAM, BY TYPE OF FUND, 1986-1988 (Continuation)
(In thousand pesos)

PARTICULARS	1986					1987					1988				
	Special Accounts/Funds					Special Accounts/Funds					Special Accounts/Funds				
	General	Annually	Automatic-			General	Annually	Automatic-			General	Annually	Automatic-		
	Fund Proper	Appropriated	ally Appropriated	Subtotal	Total	Fund Proper	Appropriated	ally Appropriated	Subtotal	Total	Fund Proper	Appropriated	ally Appropriated	Subtotal	Total
Government Corporate Monitoring and Coordinating Committee	0	0	0	0	0	1,500	0	0	0	1,500	1,317	0	0	0	1,317
Housing and Land Use Regulatory Board	29,609	0	4,681	4,681	34,290	34,439	0	6,000	6,000	40,439	37,793	0	6,000	6,000	43,793
Housing and Urban Development Coordinating Council	0	0	0	0	0	2,503	0	0	0	2,503	3,599	0	0	0	3,599
Metropolitan Manila Commission	5,010	0	0	0	5,010	9,000	0	0	0	9,000	4,200	0	0	0	4,200
Movie and Television Review and Classification Board	3,817	0	0	0	3,817	4,107	0	0	0	4,107	5,294	0	0	0	5,294
Office of Energy Affairs	20,035	0	105,778	105,778	125,813	25,986	0	6,623	6,623	32,609	27,254	0	5,027	5,027	32,281
Office of the Executive Director	0	0	0	0	0	0	0	0	0	0	27,254	0	5,027	5,027	32,281
Office of the Deputy Executive Secretary	5,974	0	0	0	5,974	7,601	0	0	0	7,601	0	0	0	0	0
Bureau of Energy Development	10,189	0	105,778	105,778	115,967	13,887	0	6,623	6,623	20,510	0	0	0	0	0
Bureau of Energy Utilization	3,872	0	0	0	3,872	4,498	0	0	0	4,498	0	0	0	0	0
Office of Muslim Affairs	106,091	0	0	0	106,091	62,820	0	0	0	62,820	63,904	0	0	0	63,904
Office for Northern Cultural Communities	0	0	0	0	0	13,264	0	0	0	13,264	24,026	0	0	0	24,026
Office for Southern Cultural Communities	0	0	0	0	0	55,150	0	0	0	55,150	54,058	0	0	0	54,058
National Commission on the Role of Filipino Women	4,029	0	0	0	4,029	4,721	0	0	0	4,721	5,005	0	0	0	5,005
National Computer Center	21,876	0	0	0	21,876	25,930	0	0	0	25,930	26,895	0	0	0	26,895
National Police Commission	84,362	0	0	0	84,362	89,665	0	0	0	89,665	103,433	0	0	0	103,433
National Printing Office	29,294	0	0	0	29,294	43,629	0	0	0	43,629	45,056	0	0	0	45,056
National Statistical Coordination Board	114,965	0	0	0	114,965	147,929	0	0	0	147,929	174,219	0	0	0	174,219
Office of the Secretary-General	9,357	0	0	0	9,357	14,015	0	0	0	14,015	18,400	0	0	0	18,400
National Statistics Office	105,608	0	0	0	105,608	133,914	0	0	0	133,914	155,819	0	0	0	155,819
Philippine Commission for the International Youth Year	1,355	0	0	0	1,355	552	0	0	0	552	0	0	0	0	0
Philippine Gamefowl Commission	5,773	0	0	0	5,773	6,281	0	0	0	6,281	6,441	0	0	0	6,441
Philippine Information Agency	257,845	0	0	0	257,845	65,584	0	0	0	65,584	66,099	0	0	0	66,099
Philippine Racing Commission	9,638	0	0	0	9,638	11,640	0	0	0	11,640	14,403	0	0	0	14,403
Securities and Exchange Commission	36,134	0	0	0	36,134	43,575	0	0	0	43,575	61,000	0	0	0	61,000
Videogram Regulatory Board	6,243	0	0	0	6,243	7,088	0	0	0	7,088	7,124	0	0	0	7,124
The Judiciary	865,581	0	0	0	865,581	1,013,467	0	0	0	1,013,467	1,056,745	0	0	0	1,056,745
Supreme Court of the Philippines and the Interior Courts	792,959	0	0	0	792,959	934,996	0	0	0	934,996	964,463	0	0	0	964,463
Sandiganbayan	12,849	0	0	0	12,849	20,764	0	0	0	20,764	24,953	0	0	0	24,953
Court of Appeals	56,720	0	0	0	56,720	53,669	0	0	0	53,669	62,270	0	0	0	62,270
Court of Tax Appeals	3,053	0	0	0	3,053	4,038	0	0	0	4,038	5,059	0	0	0	5,059
Constitutional Commissions	967,996	0	0	0	967,996	1,199,161	0	0	0	1,199,161	948,600	0	0	0	948,600
Civil Service Commission	67,460	0	0	0	67,460	75,243	0	0	0	75,243	83,926	0	0	0	83,926
Career Executive Service Board	4,801	0	0	0	4,801	6,391	0	0	0	6,391	6,641	0	0	0	6,641
Professional Regulation Commission	19,113	0	0	0	19,113	22,054	0	0	0	22,054	25,603	0	0	0	25,603

Annex A.10
EXPENDITURE PROGRAM, BY AGENCY, BY TYPE OF FUND, 1986-1988 (Continuation)
(In thousand pesos)

PARTICULARS	1986					1987					1988				
	Special Accounts/Funds					Special Accounts/Funds					Special Accounts/Funds				
	General Fund Proper	Annually Appropriated	Automatic-ally Appropriated	Subtotal	Total	General Fund Proper	Annually Appropriated	Automatic-ally Appropriated	Subtotal	Total	General Fund Proper	Annually Appropriated	Automatic-ally Appropriated	Subtotal	Total
Commission on Audit	453,514	0	0	0	453,514	643,183	0	0	0	643,183	633,052	0	0	0	633,052
Commission on Elections	423,108	0	0	0	423,108	452,290	0	0	0	452,290	199,378	0	0	0	199,378
Office of the Ombudsman	0	0	0	0	0	0	0	0	0	0	18,010	0	0	0	18,010
Office of the Special Prosecutor	12,020	0	0	0	12,020	17,475	0	0	0	17,475	18,918	0	0	0	18,918
Commission on Human Rights	5,820	0	0	0	5,820	14,024	0	0	0	14,024	44,484	0	0	0	44,484
Autonomous Regions	75,723	0	0	0	75,723	83,402	0	0	0	83,402	91,121	0	0	0	91,121
Sangguniang Paapook and Lupong Tagapagpaganap ng Pook, Region IX	35,181	0	0	0	35,181	36,889	0	0	0	36,889	38,680	0	0	0	38,680
Sangguniang Paapook and Lupong Tagapagpaganap ng Pook, Region XII	36,481	0	0	0	36,481	36,889	0	0	0	36,889	38,680	0	0	0	38,680
Cordillera Administrative Region	4,061	0	0	0	4,061	9,624	0	0	0	9,624	13,761	0	0	0	13,761
Cordillera Administrative Region (Proper)	0	0	0	0	0	5,000	0	0	0	5,000	9,000	0	0	0	9,000
Kalinga Special Development Authority	4,061	0	0	0	4,061	4,624	0	0	0	4,624	4,761	0	0	0	4,761
SPECIAL PURPOSE FUNDS	69,152,990	186,651	85,099	271,750	69,424,740	108,151,063	1,123,028	87,207	1,210,235	109,361,298	110,016,959	1,427,516	96,000	1,523,516	111,540,475
Budgetary Support to Government Corporations	28,829,998	0	85,099	85,099	28,915,097	13,147,341	0	87,207	87,207	13,234,548	12,213,361	0	96,000	96,000	12,309,361
Corporate Equity	12,304,310	0	0	0	12,304,310	3,020,720	0	0	0	3,020,720	2,035,635	0	0	0	2,035,635
Subsidy to Government Corporations	1,460,088	0	85,099	85,099	1,545,187	1,511,030	0	87,207	87,207	1,598,237	2,205,486	0	96,000	96,000	2,301,486
Net Lending to Government Corporations	15,065,600	0	0	0	15,065,600	8,615,591	0	0	0	8,615,591	7,972,240	0	0	0	7,972,240
National Assistance to Local Government Units	5,287,386	0	0	0	5,287,386	7,694,377	0	0	0	7,694,377	6,785,730	0	0	0	6,785,730
Barangay Development Fund	113,413	0	0	0	113,413	115,000	0	0	0	115,000	115,000	0	0	0	115,000
Budgetary Aid to Local Government Units	282,791	0	0	0	282,791	83,500	0	0	0	83,500	83,500	0	0	0	83,500
Local Communities Assistance Program	0	0	0	0	0	1,240,000	0	0	0	1,240,000	0	0	0	0	0
Local Government Planning and Zoning Fund	2,000	0	0	0	2,000	2,000	0	0	0	2,000	0	0	0	0	0
Local Government Revenue Stabilization Fund	0	0	0	0	0	1,532,941	0	0	0	1,532,941	1,140,000	0	0	0	1,140,000
Local Roads Construction, Repair and Maintenance	1,189,528	0	0	0	1,189,528	1,769,055	0	0	0	1,769,055	1,953,019	0	0	0	1,953,019
Provincial Development Assistance Project Fund	181,393	0	0	0	181,393	270,463	0	0	0	270,463	270,463	0	0	0	270,463
Provincial Health and Agricultural Program	33,270	0	0	0	33,270	34,200	0	0	0	34,200	0	0	0	0	0
Repair and Construction of Public School Buildings and Rural Health Units	99,767	0	0	0	99,767	74,100	0	0	0	74,100	0	0	0	0	0
Sharing of National Revenue	3,381,524	0	0	0	3,381,524	2,573,118	0	0	0	2,573,118	3,223,748	0	0	0	3,223,748

Annex A.10
EXPENDITURE PROGRAM, BY AGENCY, BY TYPE OF FUND, 1986-1988 (Continuation)
(In thousand pesos)

PARTICULARS	1986					1987					1988				
	Special Accounts/Funds				Total	Special Accounts/Funds				Total	Special Accounts/Funds				Total
	General Fund Proper	Annually Appropriated	Automatic-ally Appropriated	Subtotal		General Fund Proper	Annually Appropriated	Automatic-ally Appropriated	Subtotal		General Fund Proper	Annually Appropriated	Automatic-ally Appropriated	Subtotal	
Support for Local Development Project Fund	3,700	0	0	0	3,700	0	0	0	0	0	0	0	0	0	0
Debt Service Fund	28,061,000	0	0	0	28,061,000	65,895,000	0	0	0	65,895,000	61,450,832	0	0	0	61,450,832
Interest Payments	21,612,000	0	0	0	21,612,000	36,861,000	0	0	0	36,861,000	36,673,314	0	0	0	36,673,314
Debt Amortization	6,449,000	0	0	0	6,449,000	29,034,000	0	0	0	29,034,000	24,777,518	0	0	0	24,777,518
Calamity Fund	0	0	0	0	0	279,389	0	0	0	279,389	442,700	0	0	0	442,700
Capital Expenditures Adjustment Fund	94,330	0	0	0	94,330	100,000	0	0	0	100,000	0	0	0	0	0
Compensation and Organizational Adjustment Fund	0	0	0	0	0	682,694	0	0	0	682,694	3,931,738	0	0	0	3,931,738
Comprehensive Agrarian Reform Program Fund	0	0	0	0	0	2,700,000	0	0	0	2,700,000	6,528,000	0	0	0	6,528,000
Contingent Fund	0	0	0	0	0	612,667	0	0	0	612,667	644,071	0	0	0	644,071
Economic Support Fund	17,797	116,665	0	116,665	134,462	25,000	645,000	0	645,000	670,000	25,000	1,035,520	0	1,035,520	1,060,520
Foreign Assisted Projects Support Fund	5,641,712	69,986	0	69,986	5,711,698	8,841,269	478,028	0	478,028	9,319,297	8,630,002	391,996	0	391,996	9,021,998
General Fund Adjustments	0	0	0	0	0	740,142	0	0	0	740,142	826,038	0	0	0	826,038
Integrated Area Development Projects Fund	16,126	0	0	0	16,126	24,121	0	0	0	24,121	26,635	0	0	0	26,635
International Commitments Fund	181,992	0	0	0	181,992	204,741	0	0	0	204,741	296,796	0	0	0	296,796
Personnel Benefits Fund	455,981	0	0	0	455,981	3,309,800	0	0	0	3,309,800	3,841,056	0	0	0	3,841,056
Employees Compensation Insurance Premium Fund	117,418	0	0	0	117,418	110,000	0	0	0	110,000	137,000	0	0	0	137,000
Health Insurance (Medicare) Fund	55,000	0	0	0	55,000	80,000	0	0	0	80,000	108,000	0	0	0	108,000
Pagtutulungan sa Kinabukasan: Ikaw, Bangko, Industriya at Gobyerno (Pag-IBIG) Fund	278,713	0	0	0	278,713	364,800	0	0	0	364,800	364,800	0	0	0	364,800
Retirement Gratuity Fund	0	0	0	0	0	160,000	0	0	0	160,000	190,000	0	0	0	190,000
Terminal Leave Benefits Fund	0	0	0	0	0	90,000	0	0	0	90,000	100,000	0	0	0	100,000
Local Officials Insurance Premium Fund	4,850	0	0	0	4,850	5,000	0	0	0	5,000	38,000	0	0	0	38,000
Government Employees Amelioration Fund	0	0	0	0	0	2,500,000	0	0	0	2,500,000	2,903,256	0	0	0	2,903,256
Property Insurance Fund	126,000	0	0	0	126,000	102,522	0	0	0	102,522	175,000	0	0	0	175,000
Tax Expenditures	440,668	0	0	0	440,668	3,792,000	0	0	0	3,792,000	4,200,000	0	0	0	4,200,000
GRAND TOTAL	113,734,392	294,167	476,233	770,400	114,504,792	158,750,913	1,263,283	401,592	1,664,875	160,415,788	167,724,486	1,588,158	415,354	2,003,514	169,728,000

Annex A.11
SPECIAL ACCOUNTS/FUNDS IN THE GENERAL FUND, 1986-1988
(In thousand pesos)

P A R T I C U L A R S	LEGAL BASES	1986			1987			1988		
		COE	CO	Total	COE	CO	Total	COE	CO	Total
I. AUTOMATICALLY APPROPRIATED SPECIAL ACCOUNTS/FUNDS										
Special Accounts in the General Fund										
Department of Finance										
Bureau of Internal Revenue										
Internal Revenue Labels Fund	EO 1043	16,394	0	16,394	8,234	12,000	20,234	20,000	0	20,000
Allowances of Revenue Personnel	EO 1042 as amended by EO 45; PD 1234	83,003	0	83,003	73,786	0	73,786	74,947	0	74,947
Penalties on Late Remittances	EO 937; PD 1234	0	0	0	0	76	76	0	0	0
Sub-Total		99,397	0	99,397	82,020	12,076	94,096	94,947	0	94,947
Department of Health										
Office of the Secretary										
Dermatology Research and Training Project	RA 2360 as amended	64	0	64	64	0	64	64	0	64
Dangerous Drugs Board	RA 6331; RA 6632	548	0	548	550	0	550	550	0	550
Sub-Total		612	0	612	614	0	614	614	0	614
Department of Justice										
Office of the Solicitor-General										
Naturalization Fund	PD 736; PD 1234	0	0	0	1,500	0	1,500	0	0	0
Department of National Defense										
Office of the Secretary										
National Action Committee on Anti-Hijacking	LOI 414-A	17,534	810	18,344	18,603	0	18,603	19,599	5,365	24,964
Department of Public Works and Highways										
Office of the Secretary										
Metro-Manila Flood Control and Drainage Program	PD 18	0	4,884	4,884	0	19,000	19,000	0	16,377	16,377

256

28

Annex A.11
 SPECIAL ACCOUNTS/FUNDS IN THE GENERAL FUND, 1986-1988 (Continuation)
 (In thousand pesos)

P A R T I C U L A R S	LEGAL BASES	1986			1987			1988		
		COE	CO	Total	COE	CO	Total	COE	CO	Total
National Building Code	PD 1096; PD 1234	6,786	0	6,786	5,000	0	5,000	4,000	0	4,000
Sub-Total		6,786	4,884	11,670	5,000	19,000	24,000	4,000	16,377	20,377
Department of Social Welfare and Development Office of the Secretary	PD 1234	0	0	0	460	0	460	460	0	460
Other Executive Offices Energy Regulatory Board	PD 1206 as amended by PD 1573; PD 1234	7,485	0	7,485	2,014	0	2,014	2,647	0	2,647
Housing and Land Use Regulatory Board Office of Energy Affairs Office of the Executive Director	EO 648; PD 1234	4,681	0	4,681	6,000	0	6,000	6,000	0	6,000
Bureau of Energy Development	PD 1206 as amended by PD 1573; PD 1234	0	0	0	0	0	0	5,027	0	5,027
Sub-Total		105,778	0	105,778	6,623	0	6,623	0	0	0
		117,944	0	117,944	14,637	0	14,637	13,674	0	13,674
Government Corporations Philippine Coconut Authority	RA 1145 as amended; PD 1234	4,322	0	4,322	3,312	0	3,312	0	0	0
Sugar Regulatory Administration	PD 388 as amended; PD 1234	80,777	0	80,777	83,895	0	83,895	96,000	0	96,000
Sub-Total		85,099	0	85,099	87,207	0	87,207	96,000	0	96,000
Total Special Accounts in the General Fund		327,372	5,694	333,066	210,041	31,076	241,117	229,294	21,742	251,036

Annex A.11

SPECIAL ACCOUNTS/FUNDS IN THE GENERAL FUND, 1986-1988 (Continuation)

(In thousand pesos)

P A R T I C U L A R S	LEGAL BASES	1986			1987			1988		
		COE	CO	Total	COE	CO	Total	COE	CO	Total
Revolving Fund										
State Universities and Colleges										
University of the Philippines System	EO 714	143,167	0	143,167	160,475	0	160,475	164,320	0	164,320
Total Revolving Fund		143,167	0	143,167	160,475	0	160,475	164,320	0	164,320
TOTAL AUTOMATICALLY APPROPRIATED SPECIAL ACCOUNTS/FUNDS		470,539	5,694	476,233	370,516	31,076	401,592	393,614	21,742	415,356
II. ANNUALLY APPROPRIATED SPECIAL ACCOUNTS/FUNDS 44										
Special Accounts in the General Fund										
Department of Agriculture										
Office of the Secretary										
Livestock Development Fund	PD 914; PD 1234	434	745	1,179	1,800	0	1,800	0	0	0
Plant Quarantine Rules and Regulations	PD 1433; PD 1234	1,250	0	1,250	2,795	0	2,795	4,000	0	4,000
Fertilizer and Pesticide Authority	PD 1144; PD 1234	847	0	847	1,548	0	1,548	1,424	0	1,424
Livestock Development Council										
Livestock Development Fund	PD 914; PD 1234	0	0	0	0	0	0	2,000	0	2,000
Sub-Total		2,531	745	3,276	6,143	0	6,143	7,424	0	7,424
State Universities and Colleges										
	PD 1437	82,745	0	82,745	122,742	0	122,742	140,232	0	140,232
Department of Environment and Natural Resources										
Office of the Secretary										
Mineral Reservations Fund	PD 1305; PD 1234	0	0	0	0	0	0	155	0	155
Mines and Geo-Sciences Fund	PD 1305; PD 1234	0	0	0	0	0	0	465	0	465
Reforestation Projects	LOCAL GRANT	234	0	234	0	0	0	0	0	0
Bureau of Mines and Geo-Sciences	PD 1305; PD 1234	0	0	0	159	0	159	0	0	0

Annex A.11

SPECIAL ACCOUNTS/FUNDS IN THE GENERAL FUND, 1986-1988 (Continuation)

(In thousand pesos)

P A R T I C U L A R S	LEGAL BASES	1986			1987			1988		
		COE	CO	Total	COE	CO	Total	COE	CO	Total
Mineral Reservations Development Board	PD 1305; PD 1234	0	0	0	45	0	45	0	0	0
Sub-Total		234	0	234	204	0	204	620	0	620
Department of Justice										
National Land Titles and Deeds										
Registration Administration	PD 1529; PD 1234	8,823	3,931	12,754	0	0	0	0	0	0
Office of the Solicitor General										
Naturalization Fund	PD 736; PD 1234	1,450	0	1,450	1,500	0	1,500	3,000	0	3,000
Sub-Total		10,273	3,931	14,204	1,500	0	1,500	3,000	0	3,000
Department of Science and Technology										
Philippine Nuclear Research Institute	PD 1573; PD 1234	1,970	0	1,970	1,161	0	1,161	0	0	0
	PAEC/IAEA Contract	84	0	84	365	0	365	548	0	548
Sub-Total		2,054	0	2,054	1,526	0	1,526	548	0	548
Department of Social Welfare and Development										
National Council for the Welfare of Disabled Persons	PD 1504	59	0	59	0	0	0	0	0	0
Department of Trade and Industry										
Office of the Secretary										
Coffee Export Fund	LOI 1095; PD 1234	0	0	0	285	0	285	0	0	0
Export Development Fund	EO 773; PD 1234	0	0	0	249	0	249	168	0	168
Construction Industry Authority of the Philippines	PD 1746; PD 1234	3,592	0	3,592	5,606	0	5,606	6,000	0	6,000
International Coffee Organization - Certifying Agency										
Coffee Export Fund	LOI 1095; PD 1234	0	0	0	0	0	0	450	0	450
Sub-Total		3,592	0	3,592	6,140	0	6,140	6,618	0	6,618

Annex A.11
SPECIAL ACCOUNTS/FUNDS IN THE GENERAL FUND, 1986-1988 (Continuation)
(In thousand pesos)

P A R T I C U L A R S	LEGAL BASES	1986			1987			1988		
		COE	CO	Total	COE	CO	Total	COE	CO	Total
Economic Support Fund										
Development Project Fund	LOI 1030; JCI-85	0	116,665	116,665	0	645,000	645,000	90,520	945,000	1,035,520
Foreign Assisted Projects Support Fund										
Foreign Grants										
Department of Agriculture										
Office of the Secretary										
Accelerated Agricultural Production Project	USAID 492-0385	0	0	0	0	0	0	21,127	0	21,127
Rainfed Resources Development project	USAID 492-T-068	0	0	0	23,628	2,227	25,855	3,285	0	3,285
Second Country Program for Children										
Early Childhood Enrichment Project	UNICEF Grant	634	0	634	5,407	0	5,407	0	0	0
Sub-Total		634	0	634	29,035	2,227	31,262	24,412	0	24,412
National Economic and Development Authority										
Office of the Director-General										
Training and Development Issues Project	USAID 492-U-069	5,343	0	5,343	26,423	600	27,023	0	0	0
Department of Environment and Natural Resources										
Office of the Secretary										
Office of the Secretary (Proper)										
Palawan Integrated Area Development	RP-EEC GRANT	2,643	0	2,643	3,423	0	3,423	7,994	0	7,994
Rainfed Resources Development Project	USAID 492-0366	0	0	0	8,008	2,639	10,647	19,210	2,205	21,415
Bureau of Forest Development										
ASEAN-US Watershed Project	USAID 498-0358.03	1,717	0	1,717	1,700	0	1,700	0	0	0
National Environmental Protection Council										
BLISS Waste Treatment Project	IDRC Grant	0	0	0	0	163	163	0	0	0
Sub-Total		4,360	0	4,360	13,131	2,802	15,933	27,204	2,205	29,409

Annex A.11
SPECIAL ACCOUNTS/FUNDS IN THE GENERAL FUND, 1986-1988 (Continuation)
(In thousand pesos)

P A R T I C U L A R S	LEGAL BASES	1986			1987			1988		
		COE	CO	Total	COE	CO	Total	COE	CO	Total
Department of Finance										
Bureau of Local Government Finance										
Local Resources Management Project	USAID 492-T-067	26,272	0	26,272	111,262	0	111,262	56,501	371	56,872
Upland Access Project	USAID 492-T-068	0	0	0	0	26,655	26,655	0	12,755	12,755
Sub-Total		26,272	0	26,272	111,262	26,655	137,917	56,501	13,126	69,627
Department of Health										
Office of the Secretary										
Primary Health Care Financing Project	USAID 492-U-070	0	0	0	53,820	0	53,820	61,061	8,918	69,979
Department of Public Works and Highways										
Office of the Secretary										
Northern Samar Integrated Rural Development Project	ADAB GRANT	0	0	0	0	21,500	21,500	0	0	0
Department of Science and Technology										
Philippine Council for Agriculture, Forestry, and Natural Resources										
Research and Development										
Rainfed Resources Development Project										
Biotechnical Research	USAID 492-T-068	0	0	0	4,565	162	4,727	0	0	0
Rainfed Resources Research and Development	USAID 492-T-068A	0	0	0	21,082	8,913	29,995	30,000	5,000	35,000
Philippine Council for Health Research and Development										
Primary Health Care Financing Project	USAID 492-0371	5,172	0	5,172	18,650	0	18,650	2,000	0	2,000
Sub-Total		5,172	0	5,172	44,297	9,075	53,372	32,000	5,000	37,000
Department of Social Welfare and Development										
Office of the Secretary										
Strengthening the Early Childhood Enrichment in Day Care Services	UNICEF GRANT	0	0	0	4,775	0	4,775	0	0	0

Annex A.11

SPECIAL ACCOUNTS/FUNDS IN THE GENERAL FUND, 1986-1988 (Continuation)

(In thousand pesos)

P A R T I C U L A R S	LEGAL BASES	1986			1987			1988		
		COE	CO	Total	COE	CO	Total	COE	CO	Total
Bureau of Family and Child Welfare	UNICEF GRANT	2,638	0	2,638	0	0	0	0	0	0
Commission on Population										
Population Planning III	USAID 492-0341	25,567	0	25,567	95,806	0	95,806	0	0	0
Sub-Total		28,205	0	28,205	100,581	0	100,581	0	0	0
Department of Trade and Industry										
Office of the Secretary										
Small and Medium Enterprise										
Development Project	USAID 492-T-071	0	0	0	30,620	6,000	36,620	109,429	0	109,429
National Assistance to Local Government Units										
Provincial Development Assistance										
Project Fund										
Rural Water Supply and Sanitation Project	USAID GRANT	0	0	0	0	0	0	0	52,140	52,140
Total Foreign Grants		69,986	0	69,986	409,169	68,859	478,028	310,607	81,389	391,996
Total Special Accounts in the General Fund		171,474	121,341	292,815	547,424	713,859	1,261,283	559,569	1,026,389	1,585,958
Fiduciary Fund										
Department of Agrarian Reform										
Office of the Secretary										
Fund for Agrarian Reform Education	US/RP AGREEMENT per US PUBLIC LAW 88-94	1,352	0	1,352	1,900	100	2,000	2,100	100	2,200
Total Fiduciary Fund		1,352	0	1,352	1,900	100	2,000	2,100	100	2,200

Annex A.11

SPECIAL ACCOUNTS/FUNDS IN THE GENERAL FUND, 1986-1988 (Continuation)

(In thousand pesos)

P A R T I C U L A R S	LEGAL BASES	1986			1987			1988		
		COE	CO	Total	COE	CO	Total	COE	CO	Total
TOTAL ANNUALLY APPROPRIATED SPECIAL ACCOUNTS/FUNDS		172,826	121,341	294,167	549,324	713,959	1,263,283	561,669	1,026,489	1,588,158
GRAND TOTAL - SPECIAL ACCOUNTS/FUNDS IN THE GENERAL FUND		643,365	127,035	770,400	919,840	745,035	1,664,875	955,283	1,048,231	2,003,514

Annex A.12
FOREIGN-ASSISTED PROJECTS, BY AGENCY, 1987-1988
(In thousand pesos)

P A R T I C U L A R S	C R E D I T O R	L O A N (L) / G R A N T (G) N U M B E R	1 9 8 7				1 9 8 8			
			Counterpart	Loan	Grant	Total	Counterpart	Loan	Grant	Total
			Fund	Proceeds			Fund	Proceeds		
OFFICE OF THE PRESIDENT										
Central Visayas Regional Project Office										
Central Visayas Regional Development Project	IBRD	(L) 2360 PH	30,167	101,204	0	131,371	42,476	153,322	0	195,798
Presidential Management Staff										
Human Resources Management Program (PHRDP)	JICA	GRANT	2,383	0	0	2,383	0	0	0	0
Sea Farming Program (PHRDP)	JICA	GRANT	3,607	0	0	3,607	0	0	0	0
TOTAL (Office of the President)			36,157	101,204	0	137,361	42,476	153,322	0	195,798
DEPARTMENT OF AGRARIAN REFORM										
Office of the Secretary										
Southern Leyte Settlement Project	KFW	(L) 79/65/320	18,429	15,471	0	33,900	22,764	12,374	0	35,138
Development and Application of an Agrarian Reform Strategic Plan	UNDP-FAD	(G) PHI/84/006 A/01/12	820	0	0	820	1,413	0	0	1,413
TOTAL (Department of Agrarian Reform)			19,249	15,471	0	34,720	24,177	12,374	0	36,551

Annex A.12
FOREIGN-ASSISTED PROJECTS, BY AGENCY, 1987-1988 (Continuation)
(In thousand pesos)

P A R T I C U L A R S	C R E D I T O R	L O A N (L) / G R A N T (G) N U M B E R	1 9 8 7				1 9 8 8			
			Counterpart	Loan			Counterpart	Loan		
			Fund	Proceeds	Grant	Total	Fund	Proceeds	Grant	Total
DEPARTMENT OF AGRICULTURE										
Office of the Secretary										
Second Laguna de Bay Irrigation Project	ADB	(L) 466 PHI	1,924	0	0	1,924	2,030	0	0	2,030
Magat Range Management Pilot Project	IBRD	(L) 1890 PH	491	0	0	491	0	0	0	0
Agricultural Support Services Project	IBRD	(L) 2040 PH	103,943	139,689	0	243,632	70,238	130,222	0	200,460
National Fisheries Development Project	IBRD	(L) 2156 PH	1,504	13,464	0	14,968	0	0	0	0
Rainfed Resources Development Project	USAID	(G) 492-T-068	6,301	0	25,855	32,156	15,855	0	3,285	19,140
Eastern Visayas Farming Systems Development Project	USAID	(G) 492-T-066	1,292	0	0	1,292	0	0	0	0
Palawan Integrated Area Development Project	ADB	(L) 528/529 PHI	12,417	17,544	0	29,961	11,003	15,967	0	26,970
Smallholder Livestock Development Project	ADB/IFAD	(L) 548PH1/84PH	6,232	6,879	0	13,111	0	0	0	0
Northern Samar Integrated Rural Development Project	ADAB	GRANT	5,132	0	0	5,132	6,798	0	0	6,798
Selective Home Food Products for Rural Women	UNDP/WFP	GRANT	1,064	0	0	1,064	0	0	0	0
RP-German Fruit Growing in Northern Luzon	GERMANY	GRANT	3,074	0	0	3,074	0	0	0	0
Second Country Program for Children	UNICEF	GRANT	745	0	5,407	6,152	0	0	0	0
Bohol Agricultural Promotion Project	JICA	GRANT	3,738	0	0	3,738	4,184	0	0	4,184
Accelerated Agricultural Production Project	USAID	(G) 492-0385	16,000	0	0	16,000	8,703	0	21,127	29,830
Highland Agriculture Development Project	ADB	(L) 802 PHI	0	0	0	0	4,481	33,509	0	37,990
RP-FAD Nationwide Ecological Survey of Mango Seed Weevil	FAO	GRANT	1,145	0	0	1,145	0	0	0	0
Training Center for Animal Products and By-Products	FAD-UNDP	(G) 83/009/A/ 01/02	5,108	0	0	5,108	0	0	0	0

Annex A.12
FOREIGN-ASSISTED PROJECTS, BY AGENCY, 1987-1988 (Continuation)
(In thousand pesos)

P A R T I C U L A R S	C R E D I T O R	L O A N (L) / G R A N T (G) N U M B E R	1 9 8 7				1 9 8 8			
			Counterpart	Loan			Counterpart	Loan		
			Fund	Proceeds	Grant	Total	Fund	Proceeds	Grant	Total
International Training Center on Pig Husbandry Project	NETHERLANDS	GRANT	7,107	0	0	7,107	2,187	0	0	2,187
Fishery Training Project (Technical Assistance Component)	IBRD	(L) 1786 PH	0	720	0	720	0	0	0	0
Philippine Aquaculture Development Project	ADB	(L) 676 PHI	1,648	19,593	0	21,241	2,237	9,739	0	11,976
National Fisheries Development Project	IBRD	(L) 2156 PH	1,530	24,270	0	25,800	0	0	0	0
Small Scale Fisheries Pilot Project in Bayawan Negros Oriental	CIDA/FAO	(G) GCPP/PHI 037/CAN	65	0	0	65	0	0	0	0
Fiber Industry Development Authority Northern Samar Integrated Rural Development Project	ADAB	GRANT	1,416	0	0	1,416	1,588	0	0	1,588
TOTAL (Department of Agriculture)			181,876	222,159	31,262	435,297	129,304	189,437	24,412	343,153
NATIONAL ECONOMIC AND DEVELOPMENT AUTHORITY										
Office of the Director-General										
Training and Development Issues Project	CFSA	(G) 492-V-069	1,420	0	27,023	28,443	1,184	0	0	1,184
Local Resource Management Project	CFSA	GRANT	4,290	0	0	4,290	4,367	0	0	4,367
Minor Forest Products Development Project	USAID	(L) PL 480	0	108	0	108	0	0	0	0
Administrative Cost Type B and C	CFSA	GRANT	47,361	0	0	47,361	0	0	0	0

Annex A.12
FOREIGN-ASSISTED PROJECTS, BY AGENCY, 1987-1988 (Continuation)
(In thousand pesos)

[illegible]

Annex A.12
FOREIGN-ASSISTED PROJECTS, BY AGENCY, 1987-1988 (Continuation)
(In thousand pesos)

P A R T I C U L A R S	C R E D I T O R	L O A N (L) / G R A N T (G) N U M B E R	1 9 8 7				1 9 8 8			
			Counterpart/ Fund	Loan Proceeds	Grant	Total	Counterpart/ Fund	Loan Proceeds	Grant	Total
University of the Philippines (Diliman)										
RP-Geology Program	FRG/GTZ	GRANT	1,824	0	0	1,824	6,003	0	0	6,003
Marine Science and Resource Development Project	UNDP	(G) PHI/84/A/ 01/37	879	0	0	879	1,479	0	0	1,479
University of the Philippines (Los Banos)										
Agricultural Support Services Project										
Plant Breeding Component	IBRD	(L) 2040 PH	2,260	2,550	0	4,810	2,410	1,104	0	3,514
Agronomy Component	IBRD	(L) 2040 PH	2,112	755	0	2,867	2,400	500	0	2,900
Regional Network for Agricultural Machinery/ Agricultural Mechanization Development Program	UNDP	(G) RAS/81/117/ A/01/53	2,240	0	0	2,240	0	0	0	0
Regional Training Program on Food and Nutrition Planning	NETHERLANDS	GRANT	620	0	0	620	0	0	0	0
University of the Philippines (Visayas)										
RP-German Technical Assistance Program	FRG/GTZ	GRANT	967	0	0	967	0	0	0	0
Rizal Technological College										
Development of RTC as Center for Instrumentation and Control	UNDP	(G) PHI 83/004	577	0	0	577	0	0	0	0

Annex A.12
FOREIGN-ASSISTED PROJECTS, BY AGENCY, 1987-1988 (Continuation)
(In thousand pesos)

P A R T I C U L A R S	C R E D I T O R	L O A N (L) / G R A N T (G) N U M B E R	1 9 8 7				1 9 8 8			
			Counterpart	Loan			Counterpart	Loan		
			Fund	Proceeds	Grant	Total	Fund	Proceeds	Grant	Total
TOTAL (State Universities and Colleges)			11,479	3,305	0	14,784	12,292	1,604	0	13,896
DEPARTMENT OF ENVIRONMENT AND NATURAL RESOURCES										
Office of the Secretary										
Palawan Integrated Area Development Project	ADB	(L) 528/529 PHI	3,279	6,939	0	10,218	7,740	19,612	0	27,352
Rainfed Resources Development Project	USAID	(G) 492-T-068	6,637	0	10,647	17,284	9,272	0	21,415	30,687
Palawan Integrated Area Development Project	EEC	GRANT	0	0	3,423	3,423	0	0	7,994	7,994
National Cartography, Photogrammetry, and		(L) 80/67/								
Remote Sensing Center Project	KFW	605/F/428	1,980	3,545	0	5,525	0	0	0	0
Philippine Forestry Development Project	ADB	(L) 677 PHI	529	44,037	0	44,566	1,944	59,138	0	61,082
Watershed Management and Erosion Control										
Project	IBRD	(L) 1890 PH	9,262	5,846	0	15,108	0	0	0	0
Third Davao del Norte Irrigation Project-										0
Soil Conservation and Watershed Management										0
Component	ADB	(L) 580 PHI	4,103	3,347	0	7,450	6,710	5,483	0	12,193
Allah River Irrigation Project-Watershed										
Management Component	ADB	(L) 341/727 PHI	7,795	13,712	0	21,507	0	0	0	0
Bukidnon Irrigation Project-Muleta-Manupali										
Watershed and Soil Conservation Project	ADB	(L) 406 PHI	16,771	4,600	0	21,371	0	0	0	0
Bicol River Basin Integrated Area Development										
Project-Lake Bato Watershed Management	ADB	(L) 417 PHI	1,710	2,168	0	3,878	1,733	700	0	2,433
RP-German Forest Resources Inventory Project	FRG-GTZ	GRANT	7,984	0	0	7,984	7,911	0	0	7,911

Annex A.12
FOREIGN-ASSISTED PROJECTS, BY AGENCY, 1987-1988 (Continuation)
(In thousand pesos)

P A R T I C U L A R S	C R E D I T O R	L O A N (L) / G R A N T (G) N U M B E R	1 9 8 7				1 9 8 8			
			Counterpart	Loan	Grant	Total	Counterpart	Loan	Grant	Total
			Fund	Proceeds			Fund	Proceeds		
RP-Japan Afforestation Technical Cooperation Project	JICA	GRANT	17,072	0	0	17,072	0	0	0	0
ASEAN-New Zealand Afforestation Project	ASEAN-NZ	GRANT	9,016	0	0	9,016	0	0	0	0
RP-Japan Crocodile Farming Project	JICA	GRANT	2,560	0	0	2,560	3,479	0	0	3,479
RP-German Timber Stand Improvement Project	GTZ	(G) 79-2127.3	1,214	0	0	1,214	376	0	0	376
ASEAN-US Watershed Project	USAID	(G) 498-0258.03	1,587	0	1,700	3,287	1,631	0	0	1,631
Upland Development Project	FRG	GRANT	1,478	0	0	1,478	1,871	0	0	1,871
Forest Fire Management Project	FAO	GRANT	0	0	0	0	922	0	0	922
Strengthening the Government Capability in Gold Exploration Project	UNDP	(G) 85/001/ B.01/01	1,440	0	0	1,440	0	0	0	0
Bamboo Research and Development Project	UNDP	(G) 85/008/ A/01/12	0	0	0	0	1,582	0	0	1,582
BLISS Waste Treatment Project	IDRC	GRANT	135	0	163	298	0	0	0	0
Seagrass Restoration	IDRC	GRANT	187	0	0	187	0	0	0	0
TOTAL (Department of Environment and Natural Resources)			94,739	84,194	15,933	194,866	45,171	84,933	29,409	159,513

DEPARTMENT OF FINANCE

Office of the Secretary Agricultural Inputs Loan	IBRD	(L) 2469 PH	0	407	0	407	0	0	0	0
---	------	-------------	---	-----	---	-----	---	---	---	---

Annex A.12

FOREIGN-ASSISTED PROJECTS, BY AGENCY, 1987-1988 (Continuation)

(In thousand pesos)

P A R T I C U L A R S	C R E D I T O R	L O A N (L) / G R A N T (G) N U M B E R	1 9 8 7				1 9 8 8			
			Counterpart	Loan	Grant	Total	Counterpart	Loan	Grant	Total
			Fund	Proceeds			Fund	Proceeds		
Bureau of Local Government Finance										
Regional Cities Development Project	IBRD	(L) 2257 PH	0	95,961	0	95,961	0	109,075	0	109,075
Upland Access Project	USAID	(G) 492-T-068	0	0	26,655	26,655	3,158	0	12,755	15,913
Program for Essential Municipal Infrastructure, Utilities, Maintenance, and Engineering Development (PREMIUMED)	IBRD	(L) 2435 PH	1,855	184,485	0	186,340	5,643	140,572	0	146,215
Local Resources Management Project										
Local Resources Management/Real Property Tax Administration Project	USAID	(G) 492-T-067	3,432	0	93,162	96,594	2,182	0	33,010	35,192
Local Resources Management/NEDA	USAID	(G) 492-T-067	0	0	18,100	18,100	2,969	0	23,862	26,831
Bureau of the Treasury										
Economic Recovery Project	IBRD	(L) 2787 PH	0	0	0	0	0	20,000	0	20,000
National Tax Research Center										
Structural Adjustment Loan II	IBRD	(L) 2266 PH	0	645	0	645	0	700	0	700
TOTAL (Department of Finance)			5,287	281,498	137,917	424,702	13,952	270,347	69,627	353,926

DEPARTMENT OF HEALTH

Annex A.12

FOREIGN-ASSISTED PROJECTS, BY AGENCY, 1987-1988 (Continuation)

(In thousand pesos)

P A R T I C U L A R S	C R E D I T O R	L O A N (L) / G R A N T (G) N U M B E R	1 9 8 7				1 9 8 8			
			Counterpart	Loan			Counterpart	Loan		
			Fund	Proceeds	Grant	Total	Fund	Proceeds	Grant	Total
Office of the Secretary										
Palawan Integrated Area Development Project (Malaria Control Program)	ADB	(L) 528/529 PHI	4,048	0	0	4,048	3,495	2,961	0	6,456
Northern Samar Integrated Rural Development Project	ADAB	GRANT	941	0	0	941	941	0	0	941
Population Project II	IDA	(L) 923 PH	7,700	132,300	0	140,000	0	0	0	0
Second Agusan Irrigation Project (Schistosomiasis Component)	ADB	(L) 362 PHI	1,023	0	0	1,023	969	223	0	1,192
Third Davao del Norte Irrigation Project	ADB	(L) 580 PHI	932	1,239	0	2,171	1,253	1,153	0	2,406
First Rural Water Supply and Sanitation Project	IBRD	(L) 2206 PH	14,109	40,023	0	54,132	0	0	0	0
Primary Health Care Financing Project	USAID	(G) 492-U-070	0	0	53,820	53,820	0	0	69,979	69,979
Second Agusan Irrigation Project (Rural Health Services Component)	ADB	(L) 362 PHI	0	0	0	0	1,363	620	0	1,983
Third Davao del Norte Irrigation Project (Rural Health Services Component)	ADB	(L) 580 PHI	2,179	767	0	2,946	742	279	0	1,021
Samar Integrated Rural Development Project	IBRD	(L) 1772 PH	1,093	1,628	0	2,721	0	0	0	0
Bukidnon Irrigation Project (Schistosomiasis Project)	ADB	(L) 406 PHI	1,247	1,529	0	2,776	0	0	0	0
Bukidnon Irrigation Project (Rural Health Services Component)	ADB	(L) 406 PHI	544	538	0	1,082	0	0	0	0
Tago River Irrigation Project	ADB	(L) 305 PHI	0	0	0	0	1,538	1,404	0	2,942
CARE for the Negros Feeding Program	USAID	GRANT	29,929	0	0	29,929	0	0	0	0

Annex A.12
 FOREIGN-ASSISTED PROJECTS, BY AGENCY, 1987-1988 (Continuation)
 (In thousand pesos)

P A R T I C U L A R S	C R E D I T O R	L O A N (L) / G R A N T (G) N U M B E R	1 9 8 7				1 9 8 8			
			Counterpart	Loan			Counterpart	Loan		
			Fund	Proceeds	Grant	Total	Fund	Proceeds	Grant	Total
TOTAL (Department of Health)			63,745	178,024	53,820	295,589	10,301	6,640	69,979	86,920
DEPARTMENT OF LABOR AND EMPLOYMENT										
National Manpower and Youth Council										
Vocational Training Project	IBRD	(L) 2200 PH	32,768	90,631	0	123,399	0	0	0	0
Upgrading of the Footwear and Leathergoods										
Training and Demonstration Center	UNDP	GRANT	1,000	0	0	1,000	2,410	0	0	2,410
TOTAL (Department of Labor and Employment)			33,768	90,631	0	124,399	2,410	0	0	2,410
DEPARTMENT OF LOCAL GOVERNMENT										
Office of the Secretary										
Barangay Water Project II	USAID	(L) 492-U-059	1,877	0	0	1,877	0	0	0	0
Third Road Improvement Project	ADB	(L) 491/597 PHI	11,177	3,899	0	15,076	0	0	0	0
Rural Roads Improvement Project	IBRD	(L) 1860 PH	4,568	0	0	4,568	0	0	0	0
Rural Service Center Project	USAID	(G) 492-03041-								
		78-20	3,438	0	0	3,438	0	0	0	0
Upland Access Project	USAID	(L) 492-T-068	3,419	0	0	3,419	4,064	0	0	4,064
Second Rural Roads Improvement Project	IBRD	(L) 2716 PH	7,872	0	0	7,872	9,055	0	0	9,055

Annex A.12

FOREIGN-ASSISTED PROJECTS, BY AGENCY, 1987-1988 (Continuation)

(In thousand pesos)

P A R T I C U L A R S	C R E D I T O R	L O A N (L) / G R A N T (G) N U M B E R	1 9 8 7				1 9 8 8			
			Counterpart	Loan	Grant	Total	Counterpart	Loan	Grant	Total
			Fund	Proceeds			Fund	Proceeds		
Rural Water Supply and Sanitation Project	USAID	GRANT	0	0	0	0	9,135	0	0	9,135
TOTAL (Department of Local Government)			32,351	3,899	0	36,250	22,254	0	0	22,254

DEPARTMENT OF PUBLIC WORKS AND HIGHWAYS

Highways

Metro Manila Traffic Engineering and Management Project - Phase II	DECF	(L) PH-P54	56,303	40,678	0	96,981	15,762	22,386	0	38,148
Metro Manila Roads, C-3 13th Yen	DECF	(L) PH-P74	48,060	3,612	0	51,672	36,035	31,437	0	67,472
R-10 and Related Road Projects, Phase II	DECF	(L) PH-P59	71,023	64,500	0	135,523	63,508	76,314	0	139,822
MMUTSTRAP, B-2	IBRD	(L) 2257 PH	9,924	0	0	9,924	44,000	0	0	44,000
Ilocos Norte Rural Road Improvement Project	DECF	(L) PH-P33	51,812	0	0	51,812	30,000	0	0	30,000
Cagayan Integrated Area Development Project	DECF	(L) PH-P14	10,000	0	0	10,000	0	0	0	0
Palawan Integrated Area Development Project	ADB	(L) 528/529 PHI	7,999	31,261	0	39,260	2,115	5,670	0	7,785
Rural Road Improvement Project-San Jose						0		0		0
Mamburao Road	IBRD	(L) 1860 PH	6,456	8,901	0	15,357	23,000	0	0	23,000
Central Visayas Urban Road	IBRD	(L) 2360 PH	3,500	0	0	3,500	0	0	0	0
Samar Integrated Rural Development Project										
Eastern	IBRD	(L) 1772 PH	30,000	0	0	30,000	0	0	0	0
Northern	ADAB	GRANT	79,500	0	21,500	101,000	130,000	0	0	130,000

Annex A.12

FOREIGN-ASSISTED PROJECTS, BY AGENCY, 1987-1988 (Continuation)

(In thousand pesos)

P A R T I C U L A R S	C R E D I T O R	L O A N (L) / G R A N T (G) N U M B E R	1 9 8 7				1 9 8 8			
			Counterpart	Loan	Grant	Total	Counterpart	Loan	Grant	Total
			Fund	Proceeds			Fund	Proceeds		
West and Northwest Leyte Road Improvement Project	DECF	(L) PH-P58	72,360	81,270	0	153,630	37,015	72,765	0	109,780
Southern Leyte Resettlement Project, Road Component	KFM	(L) 79/65/320	6,380	10,793	0	17,173	1,819	1,890	0	3,709
First OPEC Assisted Road Project	OPEC	(L) 59 P	30,000	0	0	30,000	20,000	0	0	20,000
Philippine-Japan Highway Loan and its Related Road Project (Access Road)	DECF	(L) PH-P12	170,000	0	0	170,000	296,000	0	0	296,000
Philippine-Japan Highway Loan, Phase II (Laoag Allacapan Road)	DECF	(L) PH-P46	53,218	79,851	0	133,069	20,007	23,121	0	43,128
Bridge Reconstruction	Jumbo Loan	LOAN	300,000	0	0	300,000	500,000	0	0	500,000
Fourth IBRD Highway Project (Construction of Base and Area Shops)	IBRD	(L) 1661 PH	32,235	36,765	0	69,000	0	0	0	0
Fifth IBRD Project										
Bridge Construction	IBRD	(L) 2418 PH	110,591	87,892	0	198,483	116,686	107,940	0	224,626
Road Restoration Project	IBRD	(L) 2418 PH	202,802	197,198	0	400,000	235,010	217,392	0	452,402
Road Development Studies and Engineering	IBRD	(L) 2418 PH	8,561	3,225	0	11,786	7,495	3,150	0	10,645
Baguio-Acop-Mount Data Road	IBRD	(L) 2418 PH	57,432	48,805	0	106,237	45,009	41,622	0	86,631
Second ADB Road Improvement Project	ADB	(L) 477 PHI	44,782	104,103	0	148,885	14,170	25,746	0	39,916
Third ADB Road Improvement Project	ADB	(L) 579 PHI	45,230	69,230	0	114,460	40,771	82,257	0	123,028
Fourth ADB Road Improvement Project	ADB	(L) 801 PHI	0	0	0	0	54,949	205,884	0	260,833
Mindanao Secondary and Feeder Roads Project	ADB	(L) 379 PHI	21,978	26,832	0	48,810	10,500	0	0	10,500
Kuwait-Assisted Road Project	Kuwait	LOAN	42,928	64,371	0	107,299	46,694	44,688	0	91,382
Integrated Improvement of Daang Maharlika (JICA-Assisted Studies and Engineering)	JICA	GRANT	5,500	0	0	5,500	0	0	0	0

Annex A.12
FOREIGN-ASSISTED PROJECTS, BY AGENCY, 1987-1988 (Continuation)
(In thousand pesos)

P A R T I C U L A R S	C R E D I T O R	L O A N (L) / G R A N T (G) N U M B E R	1 9 8 7				1 9 8 8			
			Counterpart	Loan			Counterpart	Loan		
			Fund	Proceeds	Grant	Total	Fund	Proceeds	Grant	Total
Small Island Provinces Road Improvement Project	KFW	GRANT	9,000	0	0	9,000	9,000	0	0	9,000
Rehabilitation of Major Bridges along PJH and MNR	JICA	GRANT	2,000	0	0	2,000	6,216	0	0	6,216
Barangay Roads Development Project	JICA	GRANT	2,000	0	0	2,000	7,000	0	0	7,000
Highland Agriculture Development Project	ADB	(L) 802 PHI	0	0	0	0	6,146	22,848	0	28,994
Second Rural Road Improvement Project- Land Settlement II	IBRD	(L) 2716 PH	27,590	37,410	0	65,000	67,676	60,291	0	127,967
Material Quality Control Laboratory Building	IBRD	(L) 1860 PH	6,219	7,267	0	13,486	0	0	0	0
Cordillera and Bondoc Peninsula Roads Project	KFW		33,609	27,391	0	61,000	0	0	0	0
Ports										
Fishing Ports Project, Package I	DECF	(L) PH-P25								
Sual Fishing Port			27,344	16,942	0	44,286	22,142	22,008	0	44,150
Lucena Fishing Port			44,698	62,737	0	107,435	2,716	8,610	0	11,326
Canaligan Fishing Port			20,518	36,808	0	57,326	30,100	22,050	0	52,150
Zamboanga Fishing Port			45,284	54,094	0	99,378	1,710	2,310	0	4,020
Fishing Ports Project, Package II - Detailed Engineering	DECF	(L) PH-P51	792	5,160	0	5,952	9,912	7,077	0	16,989
Palawan Integrated Area Development Project	ADB	(L) 528/529 PHI	1,155	50,654	0	51,809	1,500	23,604	0	25,104

Flood Control

Annex A.12

FOREIGN-ASSISTED PROJECTS, BY AGENCY, 1987-1988 (Continuation)

(In thousand pesos)

P A R T I C U L A R S	C R E D I T O R	L O A N (L) / G R A N T (G) N U M B E R	1 9 8 7				1 9 8 8			
			Counterpart	Loan			Counterpart	Loan		
			Fund	Proceeds	Grant	Total	Fund	Proceeds	Grant	Total
Metro Manila Drainage System Rehabilitation Project (Rehabilitation of Manila Pumping Stations)	DECF	(L) PH-P66	5,558	122,765	0	128,323	2,713	57,225	0	59,938
Manggahan Floodway Project	DECF	(L) PH-P10	90,000	0	0	90,000	54,300	0	0	54,300
Telemetry and Flood Warning System for the Pasig-Marikina-Laguna Lake Complex (Effective Flood Control and Operation System)	DECF	(L) PH-P62	11,551	88,150	0	99,701	517	33,180	0	33,697
Cagayan River Basin, Master Plan/Engineering	JICA	GRANT	5,079	0	0	5,079	1,000	0	0	1,000
Pampanga Delta Development Project, Flood Control Component (Detailed Engineering)										
13th Yen	DECF	(L) PH-P71	10,149	30,917	0	41,066	4,844	27,825	0	32,669
Bicol River Basin Development Project	ADB	(L) 417 PHI	25,436	26,273	0	51,709	17,992	38,094	0	56,086
Water Supply										
First Rural Water Supply and Sanitation Project	IBRD	(L) 2206 PH	31,565	58,897	0	90,462	27,709	32,991	0	60,700
Palawan Integrated Area Development Project	ADB	(L) 528/529 PHI	625	3,591	0	4,216	0	0	0	0
Samar Integrated Area Development Project - Water Supply Component	IBRD	(L) 1772 PH	6,565	2,064	0	8,629	4,296	0	0	4,296
Third Davao Irrigation Project	ADB	(L) 580 PHI	2,723	4,230	0	6,953	2,838	12,936	0	15,774
Allah River Irrigation Project	ADB	(L) 341 PHI	209	1,444	0	1,653	0	0	0	0
Rural Water Supply III	DECF	(L) PH-P78	30,607	82,421	0	113,028	65,385	80,409	0	145,794

Annex A.12

FOREIGN-ASSISTED PROJECTS, BY AGENCY, 1987-1988 (Continuation)

(In thousand pesos)

P A R T I C U L A R S	C R E D I T O R	L O A N (L) / G R A N T (G) N U M B E R	1 9 8 7				1 9 8 8			
			Counterpart	Loan	Grant	Total	Counterpart	Loan	Grant	Total
			Fund	Proceeds			Fund	Proceeds		
UNICEF II	UNICEF	(G) CPC-II	6,292	0	0	6,292	0	0	0	0
Second Davao del Norte Irrigation Project	ADB	(L) 285 PHI	1,443	5,453	0	6,896	1,443	0	0	1,443
Island Provinces Rural Water Supply Sector Project	ADB	(L) 812 PHI	0	0	0	0	17,436	195,090	0	212,526
Urban Development										
Metro Manila Infrastructure, Utilities and Engineering Program (MMINUTE)	IBRD	(L) 1821 PH	11,465	35,432	0	46,897	6,000	0	0	6,000
Regional Cities Development Project	IBRD	(L) 2257 PH	61,057	44,787	0	105,844	84,892	74,760	0	159,652
Program for Essential Municipal Infrastructure, Utilities, Maintenance, and Engineering Development (PREMIUMED)	IBRD	(L) 2435 PH	64,900	0	0	64,900	67,000	0	0	67,000
TOTAL (Department of Public Works and Highways)			2,164,007	1,764,174	21,500	3,949,681	2,313,028	1,683,570	0	3,996,598
DEPARTMENT OF SCIENCE AND TECHNOLOGY										
Food and Nutrition Research Institute Agricultural Support Services Project (National Nutrition Survey)	IBRD	(L) 2040 PH	3,453	590	0	4,043	1,022	315	0	1,337

Annex A.12
FOREIGN-ASSISTED PROJECTS, BY AGENCY, 1987-1988 (Continuation)
(In thousand pesos)

[illegible]

Annex A.12
FOREIGN-ASSISTED PROJECTS, BY AGENCY, 1987-1988 (Continuation)
(In thousand pesos)

P A R T I C U L A R S	C R E D I T O R	L O A N (L) / G R A N T (G) N U M B E R	1 9 8 7				1 9 8 8			
			Counterpart	Loan			Counterpart	Loan		
			Fund	Proceeds	Grant	Total	Fund	Proceeds	Grant	Total
Primary Health Care Financing Project	USAID	(G) 492-0371	0	0	18,650	18,650	0	0	2,000	2,000
Forest Products Research and Development Institute										
Technical Cooperation Project on Pulp and Paper Manufacture for the Industrial Utilization of Banana Stalks	JSIMM	GRANT	130	0	0	130	0	0	0	0
TOTAL (Department of Science and Technology)			62,549	212,025	53,372	327,946	39,629	43,690	37,000	120,319
DEPARTMENT OF SOCIAL WELFARE AND DEVELOPMENT										
Office of the Secretary										
Community Based Vocational Rehabilitation of Disabled Person	UNDP	GRANT	833	0	0	833	0	0	0	0
Northern Samar Integrated Rural Development Project	ADAB	GRANT	324	0	0	324	405	0	0	405
Strengthening the Early Childhood Enrichment in Day Care Services	UNICEF	GRANT	0	0	4,775	4,775	0	0	0	0
Inland Freight (CRS)	USAID	GRANT	13,400	0		13,400	0	0	0	0
Commission on Population Population Project II	IDA	(L) 923 PH	4,581	21,154	0	25,735	0	0	0	0

Annex A.12
FOREIGN-ASSISTED PROJECTS, BY AGENCY, 1987-1988 (Continuation)
(In thousand pesos)

P A R T I C U L A R S	C R E D I T O R	L O A N (L) / G R A N T (G) N U M B E R	1 9 8 7				1 9 8 8			
			Counterpart	Loan			Counterpart	Loan		
			Fund	Proceeds	Grant	Total	Fund	Proceeds	Grant	Total
Population Project III	USAID	(G) 492-Q-063/ 492-0341	0	0	95,806	95,806	0	0	0	0
TOTAL (Department of Social Welfare and Development)			19,138	21,154	100,581	140,873	405	0	0	405
DEPARTMENT OF TRADE AND INDUSTRY										
Office of the Secretary										
Technical Assistance Component of Structural Adjustment Loan II	IBRD	(L) 2266 PH	0	10,400	0	10,400	0	7,783	0	7,783
Philippine Trade Training Center	JICA	GRANT	750	0	0	750	9,223	0	0	9,223
Rattan Furniture Industry Project	EEC	GRANT	117	0	0	117	187	0	0	187
Bureau of Small and Medium Industries										
Small and Medium Industries Development Project	IBRD	(L) 2169 PH	3,597	26,708	0	30,305	0	0	0	0
Small and Medium Enterprise Development Project	USAID	(G) 492-T-071	10,426	0	36,620	47,046	33,023	0	109,429	142,452
Project for the Development of Export	UNDP	(G) PH1/B3/007	916	0	0	916	0	0	0	0

Annex A.12

FOREIGN-ASSISTED PROJECTS, BY AGENCY, 1987-1988 (Continuation)

(In thousand pesos)

P A R T I C U L A R S	C R E D I T O R	L O A N (L) / G R A N T (G) N U M B E R	1 9 8 7				1 9 8 8			
			Counterpart Fund	Loan Proceeds	Grant	Total	Counterpart Fund	Loan Proceeds	Grant	Total
Board of Investments										
Textile Sector Restructuring Project	IBRD	(L) 2127 PH	726	9,833	0	10,559	0	0	0	0
Construction Industry Authority of the Philippines										
Shelter and Manpower Training Program - Program II	JICA	GRANT	13,662	0	0	13,662	0	0	0	0
Fifth IBRD Highway Project	IBRD	(L) 2418 PH	0	3,655	0	3,655	0	3,050	0	3,050
TOTAL (Department of Trade and Industry)			30,194	50,596	36,620	117,410	42,433	10,833	109,429	162,695
DEPARTMENT OF TRANSPORTATION AND COMMUNICATIONS										
Office of the Secretary										
Air Navigational Facilities Modernization Program	DECF	(L) PH-P76	7,000	32,250	0	39,250	12,000	168,000	0	180,000
Development of Telecommunications Training Institute	JICA	GRANT	3,800	0	0	3,800	4,000	0	0	4,000
Telecommunications Training Institute	JICA	GRANT	1,285	0	0	1,285	0	0	0	0
Expansion of the Motor Vehicle Inspection System	JICA	GRANT	19,086	0	0	19,086	0	0	0	0

FOREIGN-ASSISTED PROJECTS, BY AGENCY, 1987-1988 (Continuation)
(In thousand pesos)

[illegible]

Annex A.12
FOREIGN-ASSISTED PROJECTS, BY AGENCY, 1987-1988 (Continuation)
(In thousand pesos)

P A R T I C U L A R S	C R E D I T O R	L O A N (L) / G R A N T (G) N U M B E R	1 9 8 7				1 9 8 8			
			Counterpart	Loan	Grant	Total	Counterpart	Loan	Grant	Total
			Fund	Proceeds			Fund	Proceeds		
Agreement on Petroleum Exploration Non-Conventional Energy Resources Development Project	FRG	GRANT	1,181	0	0	1,181	1,390	0	0	1,390
Pilot Solar Power Plant Project	USAID	(L) 492-W-052	1,749	4,018	0	5,767	0	0	0	0
Technical Assistance Component of Structural Adjustment Loan II	FRG	GRANT	0	0	0	0	1,016	0	0	1,016
Industrial Energy Management Consultancy and Training Center	IBRD	(L) 2266 PH (G) PHI/82/002/ A/01/37	0	6,555	0	6,555	0	4,704	0	4,704
Technology Transfer for Energy Management RP-West Germany Technical Cooperation	UNDP		915	0	0	915	0	0	0	0
Agreement on Rational Utilization of Energy	USAID	(L) 492-W-075	480	10,390	0	10,870	1,396	0	0	1,396
	FRG	GRANT	0	0	0	0	522	0	0	522
TOTAL (Other Executive Offices)			18,295	54,627	0	72,922	10,266	26,273	0	36,539
INTEGRATED AREA DEVELOPMENT PROJECTS FUND										
Palawan Integrated Area Development Project	ADB	(L) 528/529 PHI	6,084	10,076	0	16,160	9,933	10,028	0	19,961
Northern Samar Integrated Rural Development Project	ADAB	GRANT	16,769	0	0	16,769	15,637	0	0	15,637

FOREIGN-ASSISTED PROJECTS, BY AGENCY, 1987-1988 (Continuation)
(In thousand pesos)

P A R T I C U L A R S	C R E D I T O R	L O A N (L) / G R A N T (G) N U M B E R	1 9 8 7				1 9 8 8			
			Counterpart	Loan			Counterpart	Loan		
			Fund	Proceeds	Grant	Total	Fund	Proceeds	Grant	Total
TOTAL (Integrated Area Development Support Fund)			22,853	10,076	0	32,929	25,570	10,028	0	35,598
NATIONAL ASSISTANCE TO LOCAL GOVERNMENT										
Provincial Development Assistance Project Fund										
Third Road Improvement Project	ADB (L)	491/597 PHI	15,666	118,172	0	133,838	0	0	0	0
Rural Service Center Project	USAID	(G) 78-20	29,850	0	0	29,850	0	0	0	0
Second Rural Roads Improvement Project	USAID	(L) 2716 PH	8,976	30,368	0	39,344	26,756	278,996	0	305,752
Rural Water Supply and Sanitation Project	USAID	GRANT	0	0	0	0	9,484	0	52,140	61,624
Financial Assistance for the Local Resources Management Program										
Local Resources Management Project	USAID	(G) 492-T-067	0	0	0	0	10,000	0	0	10,000
TOTAL (National Assistance to Local Government Units)			54,492	148,540	0	203,032	46,240	278,996	52,140	377,376
OTHERS										
			581,363	1,274,524	0	1,855,887	563,400	2,253,600	0	2,817,000
GRAND TOTAL			3,610,246	5,231,023	478,028	9,319,297	3,386,536	5,243,466	391,996	9,021,998

Annex A.13
SALIENT FEATURES OF FOREIGN-ASSISTED PROJECTS, BY CREDITOR
(In thousands of the indicated currency)

PARTICULARS	LOAN NUMBER	INTEREST RATE	COMMITMENT FEE	GRACE PERIOD	YEAR OF MATURITY	IMPLEMENTING AGENCIES	PROJECT COST	CUMULATIVE FUND UTILIZATION		1987 PROGRAM		1988 PROGRAM			
								AS OF DEC. 31, 1986							
							Expenditures Chargeable To								
							Counterpart Fund (P)	Loan 1/ Proceeds (Y)	Counterpart Fund (P)	Loan 1/ Proceeds (Y)	Counterpart Fund (P)	Loan 1/ Proceeds (Y)	Counterpart Fund (P)	Loan 1/ Proceeds (Y)	
OVERSEAS ECONOMIC COOPERATION FUND (OECF)															
Manggahan Floodway Project	PH-P10	3.25%	-	1975-1982	2000	DPWH	489,862	5,112,000	326,659	5,104,892	90,000	0	54,300	0	
PJHL and its Related Road Project	PH-P12	3.25%	-	1976-1983	2000	DPWH	2,820,000	3,800,000	1,389,000	3,799,314	170,000	0	296,000	0	
Cagayan Integrated Area Development Project	PH-P14	3.25%	-	1976-1983	2000	DPWH	150,680	6,160,000	0	0	10,000	0	0	0	
Fishing Ports Development Project Package I	PH-P25	3.25%	-	1978-1988	2008	DPWH	358,595	8,340,000	151,940	4,989,319	137,844	1,421,508	56,668	445,060	
Ilocos Norte Rural Roads Improvement Project	PH-P33	3.00%	-	1980-1990	2010	DPWH	195,181	730,000	99,000	431,928	51,812	0	30,000	0	
Laoag-Allacapan Section Philippine-Japan Loan Project, Phase II	PH-P46	3.00%	-	1981-1991	2011	DPWH	184,140	6,300,000	96,000	2,424,576	53,218	665,425	20,007	187,170	
Fishing Ports Development Package II	PH-P51	3.00%	-	1981-1991	2012	DPWH	197,202	3,630,000	77,290	30,516	792	43,000	9,912	57,290	
Flood Forecasting and Warning System for Dam Operation Project	PH-P53	3.00%	-	1981-1991	2012	PAG-ASA	48,935	3,600,000	44,690	3,275,145	4,245	110,208	0	0	
Metro Manila Traffic Engineering and Management Project	PH-P54	3.00%	-	1982-1992	2012	DPWH	229,127	3,860,000	158,188	2,420,208	56,303	338,983	15,762	181,220	
West-Northwest Leyte Road Improvement Project	PH-P58	3.00%	-	1984-1994	2013	DPWH	260,000	6,300,000	46,384	963,648	72,360	677,250	37,015	589,050	
Radial Road No. 10 and its Related Roads Project	PH-P59	3.00%	-	1983-1993	2013	DPWH	375,011	5,400,000	78,702	1,037,064	71,023	537,500	63,508	617,780	
Nationwide Flood Control Dredging Project	PH-P62	3.00%	-	1983-1993	2001	DPWH	25,108	1,140,000	111,965	429,234	11,551	734,583	517	268,600	
Metro Manila Drainage System Rehabilitation Project	PH-P66	3.50%	-	1984-1994	1989	DPWH	12,651	3,012,000	5,908	788,592	5,558	1,023,042	2,713	463,250	
Flood Forecasting and Warning System for Dam Operation Project II	PH-P73	3.00%	-	1986-1996	2016	PAG-ASA	57,778	3,988,000	0	0	33,608	1,650,317	8,947	349,852	
Metro Manila Roads, C-3, 13th Yen	PH-P74	3.50%	-	1986-1996	2016	DPWH	152,994	1,439,000	5,047	12,936	48,060	30,100	36,035	254,490	
Air Navigation Facilities Modernization Program	PH-P72	3.50%	-	1986-1996	2016	DOTC	379,030	7,595,000	0	0	7,000	268,750	12,000	1,360,000	
Rural Water Supply III (Level I and II)	PH-P78	3.50%	-	1986-1996	2016	DPWH	218,802	2,555,000	5,505	84,336	30,607	686,842	65,385	650,930	
Pampanga Delta Development Project, Flood Control Component (Detailed Engineering)	PH-P71	3.50%	-	1986-1996	2016	DPWH	24,018	705,000	2,970	0	10,149	257,642	4,844	225,250	
TOTAL							6,179,114	73,666,000	2,599,248	25,791,708	864,130	8,445,150	713,613	5,649,942	

Annex A.13
SALIENT FEATURES OF FOREIGN-ASSISTED PROJECTS, BY CREDITOR (Continuation)
(In thousands of the indicated currency)

PARTICULARS	LOAN NUMBER	INTEREST RATE	COMMITMENT FEE	GRACE PERIOD	YEAR OF MATURITY	IMPLEMENTING AGENCIES	PROJECT COST		CUMULATIVE FUND UTILIZATION AS OF DEC. 31, 1986		1987 PROGRAM		1988 PROGRAM	
							Expenditures		Chargeable		To			
							Counterpart	Loan 1/	Counterpart	Loan 1/	Counterpart	Loan 1/	Counterpart	Loan 1/
							Fund	Proceeds	Fund	Proceeds	Fund	Proceeds	Fund	Proceeds
							(P)	(\$)	(P)	(\$)	(P)	(\$)	(P)	(\$)
ASIAN DEVELOPMENT BANK (ADB)														
Second Davao del Norte Irrigation Project	(L) 285 PHI	8.90%	3/4 of 1%	1976-1983	2006	DPWH	4,316	15,000	0	0	1,443	252	1,443	0
Tago River Irrigation Project	(L) 305 PHI	8.30%	3/4 of 1%	1977-1984	2007	DOH	0	22,000	0	0	0	0	1,538	67
Allah River Irrigation Project	(L) 341 PHI	7.70%	3/4 of 1%	1978-1985	2008	DPWH	38,424	23,500	196	260	209	67	0	0
Allah River Irrigation Supplementary Project	(L) 727 PHI	7.70%	3/4 of 1%	1978-1985	2008	DOH, DENR	49,284	27,900	41,489	16,380	7,795	635	0	0
Second Agusan Irrigation Project	(L) 362 PHI	1.00%	3/4 of 1%	1978-1988	2008	DOH	4,423	14,000	3,703	9,260	1,023	0	2,332	40
Mindanao Secondary and Feeder Roads Project	(L) 379 PHI	7.70%	3/4 of 1%	1978-1982	1998	DPWH	334,864	24,000	302,826	22,752	21,978	1,242	10,500	0
Bukidnon Irrigation Project	(L) 406 PHI	1.00%	3/4 of 1%	1983-1989	2000	DOH, DENR	173,606	15,000	41,387	5,471	18,562	309	0	0
Bicol River Basin Irrigation Project	(L) 417 PHI	7.60%	-	1979-1986	2002	BFD, DPWH	229,929	41,000	187,147	16,873	27,146	1,317	19,725	1,847
Second Laguna de Bay Irrigation Project	(L) 466 PHI	1.00%	3/4 of 1%	1980-1990	2010	DA	7,632	20,000	7,633	4,749	1,924	0	2,030	0
Second ADB Road Improvement Project	(L) 477 PHI	9.00%	-	1980-1984	2000	DPWH	175,137	30,000	117,594	12,650	44,782	4,820	14,170	1,226
Third Road Improvement Project	(L) 491/597 PHI	11.00	3/4 of 1%	1982-1986	2003	DLG, NALGU, DPWH	497,768	68,000	269,804	31,639	72,073	8,857	40,771	3,917
Palawan Integrated Area Development Project	(L) 528/529 PHI	10.10%/1.00%	3/4 of 1%	1981-1991	2011	DA, DOH, DENR, IAD, DPWH	195,662	47,000	119,770	18,485	35,607	5,559	35,786	3,707
Technical and Vocational Education Project	(L) 531 PHI	10.10%	3/4 of 1%	1981-1986	2001	DECS	159,791	27,000	135,496	8,720	36,223	12,731	15,677	1,232
Smallholder Livestock Development Project	(L) 548 PHI/84 PH	10.10%	3/4 of 1%	1981-1987	2000	DA	104,529	8,000	39,836	7,809	6,233	318	0	0
Third Davao del Norte Irrigation Project	(L) 580 PHI	11.00%	3/4 of 1%	1982-1987	2007	DOH, DENR, DPWH	26,789	45,300	15,200	2,594	9,937	444	11,543	945
Philippine Aquaculture Development Project	(L) 676 PHI	10.50%	3/4 of 1%	1983-1989	1997	DA	9,219	21,840	4,827	1,485	1,648	907	2,237	464
Philippine Forestry Development Project	(L) 677 PHI	10.50%	3/4 of 1%	1983-1991	2005	DENR	30,800	34,000	1,052	4,359	529	2,039	1,944	2,816
Fourth ADB Road Improvement Project	(L) 801 PHI	CQB	3/4 of 1%	1987-1991	2012	DPWH	250,800	82,000	0	0	0	0	54,949	9,804
Highland Agriculture Development Project	(L) 802 PHI/196 PH	CQB	3/4 of 1%	1986-1991	2016	DPWH, DA	71,750	23,400	1,960	0	0	0	10,627	2,684
Island Provinces Rural Water Supply Sector Project	(L) 812 PHI	CQB	3/4 of 1%	1987-1991	2011	DPWH	360,548	24,000	0	0	0	0	17,436	9,290
TOTAL							2,725,271	612,940	1,289,920	163,486	287,111	39,495	242,708	38,039
INTERNATIONAL BANK FOR RECONSTRUCTION AND DEVELOPMENT (IBRD)														
Population Project II	(L) IDA 923 PH	0.75%	3/4 of 1%	1979-1989	2019	DOH, DSWD	224,357	40,000	256,541	32,331	12,281	7,104	0	0
Fourth IBRD Highway Project	(L) 1661 PH	7.00%	3/4 of 1%	1979-1984	1999	DPWH	523,408	100,000	275,492	77,028	32,235	1,702	0	0
Samar Integrated Rural Development Project	(L) 1772 PH	7.95%	3/4 of 1%	1980-1985	2000	DOH, DPWH	544,887	27,000	53,587	75,554	37,658	171	4,296	0
Fishery Training Project	(L) 1786 PH	7.95%	3/4 of 1%	1980-1985	2000	DA, DECS, SUCs	348,132	38,000	341,801	38,215	2,700	33	0	0
Third Urban Development Project	(L) 1821 PH	8.25%	3/4 of 1%	1980-1985	2000	DPWH, MMC	529,481	72,000	246,980	70,611	16,623	1,640	8,579	0

Annex A.13
SALIENT FEATURES OF FOREIGN-ASSISTED PROJECTS, BY CREDITOR (Continuation)
(In thousands of the indicated currency)

PARTICULARS	LOAN NUMBER	INTEREST RATE	COMMITMENT FEE	GRACE PERIOD	YEAR OF MATURITY	IMPLEMENTING AGENCIES	PROJECT COST	CUMULATIVE FUND UTILIZATION AS OF DEC. 31, 1986		1987 PROGRAM		1988 PROGRAM					
							Expenditures	Chargeable	To	Counterpart: Fund	Loan 1/ Proceeds	Counterpart: Fund	Loan 1/ Proceeds	Counterpart: Fund	Loan 1/ Proceeds	Counterpart: Fund	Loan 1/ Proceeds
(P)	(\$)	(P)	(\$)	(P)	(\$)	(P)	(\$)										
Rural Roads Improvement Project	(L) 1860 PH	8.25%	3/4 of 1%	1980-1985	2000	DPMH, DLG	418,204	62,000	299,946	31,145	17,243	749	23,000	0			
Watershed Management and Erosion Control Project	(L) 1890 PH	8.25%	3/4 of 1%	1980-1983	2000	DA, DENR	75,791	38,000	46,412	17,294	9,753	271	0	0			
Seventh Education Sector Loan	(L) 2030 PH	9.60%	3/4 of 1%	1981-1986	2001	DECS, DPMH	1,140,807	100,000	876,733	68,877	50,192	17,551	0	0			
Agricultural Services Support Project	(L) 2040 PH	9.60%	3/4 of 1%	1981-1986	2001	DA, SUCS, FNRI, PCAFNRD	414,464	45,000	212,333	13,006	112,122	6,655	76,481	6,300			
Textile Sector Restructuring Project	(L) 2127 PH	11.60%	3/4 of 1%	1982-1987	2002	BDI	9,034	57,400	2,646	44,714	726	455	0	0			
National Fisheries Development Project	(L) 2156 PH	11.60%	3/4 of 1%	1982-1987	2002	DA	144,007	22,400	18,099	1,533	3,034	1,747	0	0			
Small and Medium Industries Development Project III	(L) 2169 PH	11.60%	3/4 of 1%	1982-1987	2002	DTI	1,492,669	132,000	25,157	31,990	3,597	1,236	0	0			
Vocational Training Project	(L) 2200 PH	11.60%	3/4 of 1%	1982-1987	2002	MMYC	166,125	24,400	100,828	11,679	32,768	4,196	0	0			
Philippine Petroleum Exploration Promotion Project	(L) 2201 PH	11.60%	3/4 of 1%	1982-1987	2002	DEA	16,698	13,500	14,986	7,014	0	321	0	0			
First Rural Water Supply and Sanitation Project	(L) 2206 PH	11.60%	3/4 of 1%	1982-1986	1996	DOH, DPMH	258,940	35,500	165,716	17,977	45,674	4,580	27,709	1,571			
Regional Cities Development Project	(L) 2257 PH	.5 % over CQB	3/4 of 1%	1983-1989	2003	DPMH, DOF, NEDA	427,285	67,000	91,549	21,498	73,328	6,516	131,392	8,754			
Structural Adjustment Loan II	(L) 2266 PH	.5 % over CQB	3/4 of 1%	1983-1988	2003	BIR, DTI, DEA, Btr NSCB, NTRC, TC	6,865	302,250	0	5,586	3,502	2,435	3,363	1,810			
Central Visayas Regional Development Project	(L) 2360 PH	.5 % over CQB	3/4 of 1%	1984-1989	2004	DPMH, CVRPO	250,562	25,600	40,101	9,642	33,667	4,685	42,476	7,301			
Fifth IBRD Highway Project	(L) 2418 PH	.5 % over CQB	3/4 of 1%	1984-1989	2004	DPMH, CIAP	1,297,000	102,000	329,703	22,202	379,386	15,777	404,200	17,769			
Program for Essential Municipal Infrastructure, Utilities, Maintenance, and Engineering Development (PREMIUMED)	(L) 2435 PH	.5 % over CQB	3/4 of 1%	1984-1989	2004	DOF, DPMH	415,800	40,000	72,021	11,402	66,755	8,541	72,643	6,694			
Agricultural Inputs Loan	(L) 2469 PH	.5 % over CQB	3/4 of 1%	1984-1989	2004	DOF	0	150,000	0	54	0	19	0	0			
Telecommunications Technical Assistance Project	(L) 2495 PH	.5 % over CQB	3/4 of 1%	1985-1990	2005	DOTC	10,700	4,000	4,200	1,194	3,000	936	3,500	985			
Second Rural Roads Improvement Project	(L) 2716 PH	.5 % over CQB	3/4 of 1%	1986-1992	2006	DLG, DPMH	980,300	82,000	8,000	712	44,438	3,138	103,487	16,157			
Economic Recovery Project	(L) 2787 PH	.5 % over CQB	3/4 of 1%	1987-1992	2007	BTr	0	10,000	0	0	0	0	0	952			
TOTAL							9,695,516	1,590,050	3,482,831	611,258	980,682	90,458	901,126	68,294			

UNITED STATES AGENCY FOR INTERNATIONAL
DEVELOPMENT (USAID)

Non-Conventional Energy Resources Development

SALIENT FEATURES OF FOREIGN-ASSISTED PROJECTS, BY CREDITOR (Continuation)
(In thousands of the indicated currency)

PARTICULARS	LOAN NUMBER	INTEREST RATE	COMMITMENT FEE	GRACE PERIOD	YEAR OF MATURITY	IMPLEMENTING AGENCIES	PROJECT COST		CUMULATIVE FUND UTILIZATION AS OF DEC. 31, 1986		1987 PROGRAM		1988 PROGRAM	
							Expenditures	Loan 1/	Counterpart	Loan 1/	Counterpart	Loan 1/	Counterpart	Loan 1/
							Fund	Proceeds	Fund	Proceeds	Fund	Proceeds	Fund	Proceeds
							(P)	(\$)	(P)	(\$)	(P)	(\$)	(P)	(\$)
Project Eastern Visayas Farming Systems Development Project	(L) 492-W-052	2.00%	-	1978-1988	1999	BED	22,605	5,600	9,784	4,416	1,749	186	0	0
Local Resources Management Project	(L) 492-T-066	2.00%	-	1981-1991	2021	DA,SUCs	19,600	1,600	19,275	1,600	1,292	0	0	0
Rainfed Resources Development Project	(G) 492-T-067	2.00%	-	1982-1992	2022	DOF,NALGU,NEDA	49,940	4,500	26,258	3,243	7,722	5,151	19,518	2,708
Small and Medium Enterprise Development Project	(G) 492-T-068	2.00%	-	1982-1992	2022	PCHRD,DA,DOF,DENR,DLG	156,721	8,300	45,763	2,647	16,967	3,143	32,349	1,784
Barangay Water Project II	(L) 492-T-071	2.00%	-	1983-1993	2023	DTI	70,000	13,500	19,140	1,619	10,426	1,695	33,023	5,211
Primary Health Care Financing Project	(L) 492-U-059	2.00%	-	1980-1990	2020	DLG,NALGU	80,659	7,500	221,661	4,016	1,877	0	0	0
	(G) 492-U-070/492-0371	2.00%	-	1983-1993	2023	DOH,PCHRD	194,600	7,800	20,003	5,953	0	3,355	0	3,428
Training and Development Issues Project	(L) 492-V-069	2.00%	-	1983-1993	2023	NEDA	21,000	3,300	2,553	2,109	1,420	1,251	1,184	0
Population Project III	(G) 492-B-063	2.00%	-	1980-1990	2020	DSWD	491,850	18,800	208,050	12,860	0	4,435	0	0
Technology Transfer for Energy Management	(G) 492-W-075	2.00%	-	1973-1985	2025	DEA	4,992	3,000	296	324	480	481	1,396	0
Rainfed Resources Research and Development	(G) 492-T-068A	2.00%	-	1983-1993	2020	PCAFNRD	68,000	2,000	2,832	534	14,199	1,389	20,000	1,667
ASEAN-US Watershed Project	(G) 498-0258.03					DENR	11,454	3,000	1,508	95	1,587	79	1,631	0
Accelerated Agricultural Production Project	(G) 492-03885					DA	360,000	1,006	0	0	16,000	0	8,703	1,006
Minor Forest Products Development Project	(L) PL 480					NEDA	0	108	0	0	0	5	0	0
Rural Service Center Project	(G) 492-0304/78-20					DLG	84,505	2,987	2,819	0	33,288	0	0	0
CARE for the Negros Feeding Program	GRANT					DOH	29,929	0	0	0	29,929	0	0	0
Rural Water Supply and Sanitation Project	GRANT					DLG	34,832	5,535	0	0	0	0	18,619	2,483
Inland Freight (CRS)	GRANT					DSWD	13,400	0	0	0	13,400	0	0	0
TOTAL							1,714,087	88,536	579,942	39,416	150,336	21,170	136,423	18,286
COUNTRY CREDITORS AND OTHER FINANCIAL INSTITUTIONS														
Southern Leyte Settlement Project	(L) KFW 79/65/310	2.00%	-	1982-1992	2012	DAR,DPWH	116,200	10,663	81,989	5,329	24,809	1,216	24,583	679
National Cartography, Photogrammetry, and Remote Sensing Center Project	(L) KFW 80/67/605 Part I: 2.00 % F/428 Part II: 7.9% 1/4 of 1%			1981-1991	2011	DENR	68,611	3,037	66,631	2,927	1,980	164	0	0
Small Island Provinces Road Improvement	(G) KFW Grant					DPWH	227,925	16,089	1,960	0	9,000	0	9,000	0
Cordillera and Bondoc Peninsula Roads Project	(L) KFW					DPWH	0	0	0	0	33,609	1,268	0	0
Development and Application of an Agrarian Reform Strategic Plan	(G) FAD/84/006/ A/01/02					DAR	1,563	340	775	0	820	0	1,413	0
Training Center for Animal Products and	(G) FAD 83/009													

Annex A.13
SALIENT FEATURES OF FOREIGN-ASSISTED PROJECTS, BY CREDITOR (Continuation)
(In thousands of the indicated currency)

PARTICULARS	LOAN NUMBER	INTEREST RATE	COMMITMENT FEE	GRACE PERIOD	YEAR OF MATURITY	IMPLEMENTING AGENCIES	PROJECT COST	CUMULATIVE FUND UTILIZATION		1987 PROGRAM		1988 PROGRAM	
								AS OF DEC. 31, 1986					
							Expenditures		Chargeable To				
							Counterpart Fund (P)	Loan 1/ Proceeds (\$)	Counterpart Fund (P)	Loan 1/ Proceeds (\$)	Counterpart Fund (P)	Loan 1/ Proceeds (\$)	
By-Products	A/01/02					DA	29,731	841	16,351	0	5,108	0	0
Small Scale Fisheries Pilot Project in Bayawan, Negros Oriental	(G)CIDA-FAO GCPP/ PHI/037/CAN					DA	2,500	741	59	0	65	0	0
RP-FAO Nationwide Ecological Survey of Mango Seed Weevil	(G) FAO Grant					DA	1,145	0	0	0	1,145	0	0
Forest Fire Management Project	(G) FAO Grant					DENR	922	0	0	0	0	922	0
Selective Home Food Products for Rural Women	(G)UNDP/WFP Grant					DA	5,867	335	985	0	1,064	0	0
Second Country Program for Children	(G) UNICEF Grant					DA	13,085	1,324	5,332	0	745	250	0
Strengthening Early Childhood Enrichment in Day Care Services	(G) UNICEF Grant					DSWD	765	1,719	277	0	0	221	0
UNICEF II	(G) UNICEF Grant					DPWH	11,251	894	0	0	6,292	0	0
Northern Samar Integrated Rural Development Project	(G) ADAB Grant					FIDA, DECS, DOH, DPWH, DSWD	705,789	26,711	244,199	0	104,082	995	155,369
RP-German Geology Program	(G) GTZ					SUCs	10,695	0	5,799	0	1,824	0	6,003
RP-German Timber Stand Improvement Project	(G) GTZ 79-212.3					BFD	6,202	129	3,481	0	1,214	0	376
Marine Science and Resource Development Project	(G)PHI 84/A/01/37					SUCs	11,173	1,209	0	0	879	0	1,479
Agricultural Mechanization Development Program	(G) PHI 81/117/ A/01/53					SUCs	9,765	818	2,955	0	2,240	0	0
RP-German Technical Assistance Program	(G) GTZ					SUCs	2,545	1,016	929	0	967	0	0
Development of Rizal Technological College as Center for Instrumentation and Control	(G) PHI 83/004					SUCs	5,133	0	4,056	0	577	0	0
Human Resources Management Program, PHRDP	(G)8309/5990/13662					OP	34,012	4,183	5,442	0	2,383	0	0
Seagrass Restoration	(G) 3-P-85-1013-02					DENR	367	79	38	0	187	0	0
BLISS Waste Treatment	(G) 3-P-84-0245					DENR	855	47	21	0	135	8	0
Bohol Agricultural Promotion Project	(G) JICA Grant					DA	16,580	4,722	8,690	4,000	3,738	0	4,184
Sea-Farming Program, PHRDP	(G) JICA Grant					OP	38,202	2,192	19,098	0	3,607	0	0
RP-Japan Afforestation Technical Cooperation Project	(G) JICA Grant					DENR	207,878	3,955	14,735	0	17,072	0	0
RP-Japan Crocodile Farming Project	(G) JICA Grant					DENR	25,428	9,867	3,963	0	2,560	0	3,479
Shelter and Manpower Training Program	(G) JICA Grant					DTI	23,481	8,100	9,819	5,629	13,662	0	0
Cagayan River Basin Master Plan/Engineering	(G) JICA Grant					DPWH	269,524	24,100	0	0	5,079	0	1,000
Development of Telecom Training Institute	(G) JICA Grant					DOTC	18,046	2,097	10,322	2,097	3,800	0	4,000
Barangay Roads Development Project	(G) JICA Grant					DPWH	9,000	0	0	0	2,000	0	7,000
Rehabilitation of Major Bridges along PJH and MNR	(G) JICA Grant					DPWH	8,216	0	0	0	2,000	0	6,216

Annex A.13
SALIENT FEATURES OF FOREIGN-ASSISTED PROJECTS, BY CREDITOR (Continuation)
(In thousands of the indicated currency)

PARTICULARS	LOAN NUMBER	INTEREST RATE	COMMITMENT FEE	GRACE PERIOD	YEAR OF MATURITY	IMPLEMENTING AGENCIES	PROJECT COST		CUMULATIVE FUND UTILIZATION AS OF DEC. 31, 1986		1987 PROGRAM		1988 PROGRAM	
							Expenditures		Chargeable		To			
							Counterpart Fund (P)	Loan 1/ Proceeds (\$) (P)	Counterpart Fund (P)	Loan 1/ Proceeds (\$) (P)	Counterpart Fund (P)	Loan 1/ Proceeds (\$) (P)	Counterpart Fund (P)	Loan 1/ Proceeds (\$) (P)
Philippine Trade Training Center	(G) JICA Grant					DTI	350,000	0	0	0	750	0	9,223	0
Telecommunications Training Institute	(G) JICA Grant					DOTC	18,046	2,097	4,617	0	1,285	0	0	0
Integrated Improvement of Daang Maharlika	(G) JICA Grant					DPMH	5,500	0	0	0	5,500	0	0	0
Expansion of Motor Vehicles Inspection System Project	(G) JICA Grant					DOTC	19,086	0	0	0	19,086	0	0	0
Palawan Integrated Area Development Project	(G) EEC Grant					DENR	1,372	507	0	0	0	158	0	381
Rattan Furniture Industry	(G) EEC Grant					DTI	305	0	0	0	117	0	187	0
RP-German Forest Resources Inventory Project	(G) FRG-GTZ					DENR	59,153	340	9,256	0	7,984	0	7,911	0
Cebu Upland Development Project	(G) FRG-GTZ					DENR	3,304	125	345	0	1,478	0	1,871	0
Philippine-West Germany Technical Cooperation Agreement on Coal Exploration (West German)	(G) FRG Grant					DEA	20,579	0	6,202	0	5,310	0	522	0
Philippine-West Germany Technical Cooperation Agreement on Petroleum Exploration (West German)	(G) FRG Grant					DEA	4,547	0	643	0	1,181	0	1,390	0
RP-German Fruit Growing in Northern Luzon	(G) FRG Grant					DA	8,721	0	0	0	3,074	0	0	0
Pilot Solar Power Plant	(G) FRG Grant					DEA	1,443	0	0	0	0	0	1,016	0
Strengthening the Government Capability in Gold Exploration Project	(G) UNDP 85/001/B.01/01					DENR	7,590	794	540	0	1,440	0	0	0
Community Based Vocational Rehabilitation of Disabled Persons	(G) UNDP Grant					DSWD	1,200	177	0	0	833	0	0	0
Bamboo Research and Development Project	(G) UNDP PH1/85/008/A/01/12					DENR	8,156	394	0	0	0	0	1,582	0
Upgrading of Footwear and Leathergoods Training and Demonstration Center	(G) UNDP Grant					NYC	3,955	1,191	0	0	1,000	0	2,410	0
Project for the Development of Export Industrial Energy Management Consultancy and Training Project	(G) PH1/83/007					DTI	1,541	0	625	0	916	0	0	0
Strengthening of the Philippine Carabao Research and Development	(G) PH1/82/002/A/01/37					DEA	5,464	1,583	3,185	0	915	0	0	0
Technical Cooperation Project on Pulp and Paper Manufacturing for the Industrial Utilization of Banana Stalks	(G) PH1/78/017/B/01/02					PCAFNRD	22,347	0	4,731	0	4,052	0	4,718	0
Strengthening of Agro-Meteorological Capabilities	(G) JSIMM Grant					DOST	1,563	755	1,363	0	130	0	0	0
International Training Center on Pig Husbandry Project	(G) PH1 84/004					PAG-ASA	7,952	385	0	0	1,898	0	4,531	0
	(G) Netherlands					DA	17,511	1,106	7,503	0	7,107	0	2,187	0

Annex A.13

SALIENT FEATURES OF FOREIGN-ASSISTED PROJECTS, BY CREDITOR (Continuation)

(In thousands of the indicated currency)

PARTICULARS	LOAN NUMBER	INTEREST RATE	COMMITMENT FEE	GRACE PERIOD	YEAR OF MATURITY	IMPLEMENTING AGENCIES	PROJECT COST	CUMULATIVE FUND UTILIZATION		1987 PROGRAM		1988 PROGRAM	
								AS OF DEC. 31, 1986					
							Expenditures		Chargeable		To		
							Counterpart Fund (P)	Loan 1/ Proceeds (\$)	Counterpart Fund (P)	Loan 1/ Proceeds (\$)	Counterpart Fund (P)	Loan 1/ Proceeds (\$)	Counterpart Fund (P)
Regional Training Program on Food and Nutrition Planning	(G) Netherlands					SUCs	2,274	954	620	0	620	0	0
ASEAN-New Zealand Afforestation Project	(G) NZ Grant					DENR	16,344	1,875	7,672	0	9,016	0	0
Administrative Cost Type B and C	(G) CFSA					NEDA	47,361	0	0	0	47,361	0	0
Kuwait-Assisted Road Project	(G) Kuwait Grant					DPMH	109,405	10,300	12,605	1,062	42,928	2,980	46,694
First OPEC Assisted Road Project	(L) OPEC 59P	Free	3/4 of 1%	1977-1980	1997	DPMH	163,271	8,250	106,471	8,250	30,000	0	20,000
Bridge Construction	(L) CB JUMBO Loan	.13% over LIBOR	1%	1981-1984	1998	DPMH	1,757,135	32,440	501,276	32,440	300,000	0	500,000
TOTAL							4,547,581	188,481	1,175,560	61,734	746,624	7,261	829,266
OTHERS							0	0	0	0	581,363	59,006	563,400
GRAND TOTAL							24,861,569	2,480,007	9,127,501	875,894	3,610,246	264,308	3,386,536

1/ Includes grant proceeds.

Annex A.14

DOMESTIC DEBT SERVICE, BY TYPE OF BORROWING INSTRUMENT, 1988

P A R T I C U L A R S	LEGAL BASIS	INTEREST RATE	TERM (Years)	DEBT SERVICE (IN THOUSAND PESOS)		
				Interest	Principal	Total
				Payments	Amortization	
REGULAR ACCOUNTS				22,671,610	5,618,956	28,290,566
Treasury Bills/Treasury Notes/Treasury Bonds				20,976,485	3,046,327	24,022,812
		a/				
Treasury Bills	RA 245, as amended	12.5	1 year or less			
Treasury Notes	RA 245, as amended					
Long Term		2 - 11.75	6 - 30			
Medium Term						
Discounted Treasury Notes		9	5			
SSS		12	5			
Others		9 - 12	3 - 5			
Treasury Bonds	PD 4,85,195, 694; RA 245	2 - 10	4 - 30			
Premyo Savings and Biglang Bahay Bonds	RA 1000	6 - 8	Perpetual	32,144	22,860	55,004
PNED Bonds	RA 1000	2 - 8	15 - 30	9,054	4,910	13,964
NIA Bonds	RA 3601	6	25	2,859	868	3,727
Negotiable Land Certificates	RA 1400	4 - 5	25	200	670	870
NPC Bonds	RA 3403, PD 380	4 - 7	10 - 30	18,538	6,452	24,990
NPC Capital Bonds	RA 6395	7	20	3,612	3,915	7,527
NAWASA Bonds	RA 1382	4 - 6	10 - 30	1,737	876	2,613
Treasury Capital Bonds	PD 811,195, BS	4	15	45,412	48,914	94,326
Capital Treasury Bonds	PD 694	2	30	8,000	5,060	13,060
Capital Bonds	PD 5	Non-Interest Bearing	30	0	6,471	6,471
Capital Treasury Notes	RA 245	Non-Interest Bearing & 4	25	8,000	113,666	121,666
Backpay Sinking Fund	RA 304	Non-Interest Bearing	10	0	5,000	5,000
PEA-BIR Building	PD 1084	8.5 - 14	15	15,018	8,573	23,591
Veterans Sinking Fund	RA 897	Non-Interest Bearing	30	0	5,000	5,000
Emergency and Guerrilla Currency Notes	RA 369			0	5,000	5,000
CCP Bonds	PD 15	7	20	8,569	9,310	17,879
Philippine Heart Center for Asia	PD 673	7	6	0	8,073	8,073
SEC Building-Realty Corporation Condominium		16.5	10	994	1,413	2,407
Philippine Exchange Co., Inc. (PHILEX)-PNB LOI 817		10	16	250,000	250,000	500,000
CB's Relending of CFBP Proceeds		Various	6 - 10	194,871	728,596	923,467
Others				1,096,117	1,337,002	2,433,119

Annex A.14

DOMESTIC DEBT SERVICE, BY TYPE OF BORROWING INSTRUMENT, 1988 (Continuation)

P A R T I C U L A R S	LEGAL BASIS	INTEREST RATE	TERM (Years)	DEBT SERVICE (IN THOUSAND PESOS)		
				Interest	Principal	
				Payments	Amortization	Total
LIABILITIES ASSUMED BY THE NATIONAL GOVERNMENT				3,781,067	8,646,844	12,427,911
Philippine National Bank	AD 14	5 - 28	1 year or less	1,322,800	2,893,600	4,216,400
Development Bank of the Philippines	AD 14	4 - 23	1 year or less	2,110,800	4,104,300	6,215,100
Philippine Nuclear Power Plant	EO 55	Various		347,467	1,648,944	1,996,411
TOTAL				26,452,677	14,265,800	40,718,477

a/ Assumed Effective Rate for 91-day Treasury Bills

Source: Department of Finance

Annex A.15
FOREIGN DEBT SERVICE, BY SPECIFIC ACCOUNT, 1988

PARTICULARS	CREDITOR	LOAN NUMBER	INTEREST RATE	COMMITMENT FEE RATE	GRACE PERIOD	LAST YEAR OF PRINCIPAL REPAYMENT	DEBT SERVICE (In thousand dollars)		
							Interest Payments	Principal Amortization	Total
REGULAR ACCOUNTS							313,878	326,840	640,718
OFFICE OF THE PRESIDENT									
Urban Engineering Project	IBRD	2067 PH	11.60%	3/4 of 1%	1982-1987	2002	813	485	1,298
Central Visayas Regional Development Project	IBRD	2360 PH	.5% over CDB	3/4 of 1%	1984-1989	2004	1,144	0	1,144
TOTAL (Office of the President)							1,957	485	2,442
DEPARTMENT OF AGRARIAN REFORM									
Imelda Settlement Project	GERMANY	1938304	2.00%	1/4 of 1%	1982-1992	2012	116	0	116
TOTAL (Department of Agrarian Reform)							116	0	116
DEPARTMENT OF AGRICULTURE									
National Agricultural Services Extension Project	IBRD	1626 PH	7.35%	3/4 of 1%	1978-1983	1998	936	1,181	2,117
Highland Agricultural Development Project (Co-financed by ADB 802 PHI)	IFAD	196 PH	4.00%	1/2 of 1%	1986-1992	2007	76	0	76
Expanded Seed Production and Distribution Project	OECD	PH-P2	3.50%	-	1973-1980	1993	78	389	467
Expanded Seed Production and Distribution Project	OECD	PH-P2-2	3.25%	-	1978-1988	2008	275	206	481
Integrated Agricultural Products and Marketing Project	USAID	492-T-044	2.00%	-	1977-1987	2018	73	60	133
Highland Agricultural Development	ADB	802 PHI					482	0	482
TOTAL (Department of Agriculture)							1,920	1,836	3,756
NATIONAL ECONOMIC AND DEVELOPMENT AUTHORITY									
Training and Development Issues Project	USAID	492-T-069	2.00%	-	1983-1993	2024	1	0	1

Annex A.15
FOREIGN DEBT SERVICE, BY SPECIFIC ACCOUNT, 1988 (Continuation)

PARTICULARS	CREDITOR	LOAN NUMBER	INTEREST RATE	COMMITMENT FEE RATE	GRACE PERIOD	LAST YEAR OF PRINCIPAL REPAYMENT	DEBT SERVICE (In thousand dollars)		
							Interest Payments	Principal Amortization	Total
Training and Development Issues Project	USAID	492-T-069A	2.00%	-	1984-1994	2024	7	0	7
TOTAL (National Economic and Development Authority)							8	0	8
DEPARTMENT OF EDUCATION, CULTURE, AND SPORTS									
UP-Los Banos, Laguna Development Project	IBRD	393 PH	5.50%	0.375%	1964-1974	1995	156	327	483
3rd Education Project	IBRD	1224 PH	4.50%	3/4 of 1%	1976-1983	2001	884	1,098	1,982
4th Education Project	IBRD	1374 PH	8.50%	3/4 of 1%	1977-1982	1997	1,261	1,599	2,860
Elementary Education Project	IBRD	2030 PH	9.60%	3/4 of 1%	1980-1985	2001	5,701	5,369	11,070
Educational Radio Technical Assistance Project	IBRD	S-008 PH	7.50%	3/4 of 1%	1978-1983	1988	4	114	118
2nd Education Project	IDA	349 PH	.75%	3/4 of 1%	1973-1983	2022	90	127	217
Engineering Education Project	ADB	306 PHI	8.30%	3/4 of 1%	1977-1982	2002	1,104	505	1,609
Technical and Vocational Education Project	ADB	531 PHI	10.10%	3/4 of 1%	1981-1986	2006	2,009	406	2,415
TOTAL (Department of Education, Culture, and Sports)							11,209	9,545	20,754
DEPARTMENT OF ENVIRONMENT AND NATURAL RESOURCES									
2nd Denmark Loan of DK 5.6M (Grain Equipment)	DENMARK		Free	-	1984-1991	2009	0	43	43
TOTAL (Department of Environment and Natural Resources)							0	43	43
DEPARTMENT OF FINANCE									
Real Property Tax Administration Project	USAID	492-W-04B	2.00%	-	1978-1988	1998	71	145	216
Real Property Tax Administration Project, Amendment No. 1	USAID	492-W-04BA	2.00%	-	1979-1989	2022	15	0	15
Real Property Tax Administration Project, Amendment Nos. 3 & 4	USAID	492-W-04BB & C	2.00%	-	1980-1990	2023	46	0	46

Annex A.15
FOREIGN DEBT SERVICE, BY SPECIFIC ACCOUNT, 1988 (Continuation)

P A R T I C U L A R S	C R E D I T O R	L O A N N U M B E R	I N T E R E S T R A T E	C O M M I T M E N T F E E R A T E	G R A C E P E R I O D	L A S T Y E A R O F P R I N C I P A L R E P A Y M E N T	D E B T S E R V I C E (In thousand dollars)		
							Interest Payments	Principal Amortization	Total
TOTAL (Department of Finance)							132	145	277
DEPARTMENT OF HEALTH									
Philippine Population Project	IBRD	1035 PH	7.50%	3/4 of 1%	1974-1979	1997	1,294	958	2,252
Population Planning III Project	USAID	492-Q-063	2.00%	-	1980-1990	2021	98	0	98
Population Planning III Project Amendment No. 1	USAID	492-Q-063A	2.00%	-	1982-1992	2023	120	0	120
Population Planning III Project Amendment No. 3	USAID	492-Q-063C	2.00%	-	1984-1994	2025	1	0	1
Panay Unified Services for Health Project (PUSH)	USAID	492-U-053	2.00%	-	1978-1988	2000	53	0	53
Bicol Integrated Health Nutrition and Population Project	USAID	492-U-057	2.00%	-	1980-1990	2021	21	0	21
Primary Health Care Financing Project	USAID	492-U-070	2.00%	-	1983-1993	2025	21	0	21
2nd Belgian Loan (BF 25M) (Philippine General Hospital and Jose R. Reyes Memorial Hospital Equipment)	BELGIUM		2.00%	-	1972-1982	2002	9	33	42
TOTAL (Department of Health)							1,617	991	2,608
DEPARTMENT OF LABOR AND EMPLOYMENT									
4th Denmark Loan (DK 296M)	DENMARK		7.5%	-	1983-1988	1997	3,227	2,389	5,616
4th Denmark Loan (DK 65M)	DENMARK		0%	-	1981-1988	2006	0	261	261
Vocational Training Project	IBRD	2200 PH	11.60%	3/4 of 1%	1982-1987	2002	1,219	1,630	2,849
TOTAL (Department of Labor and Employment)							4,446	4,280	8,726
DEPARTMENT OF LOCAL GOVERNMENT									
Construction of Rural Roads and Bridges	USAID	492-T-035	2.00%	-	1974-1984	2017	438	316	754
Barangay Water I Project	USAID	492-U-049	2.00%	-	1978-1988	1999	56	0	56
Barangay Water Project, Amendment No. 1	USAID	492-U-049A	2.00%	-	1979-1989	2001	3	0	3
Barangay Water Project, Amendment No. 2	USAID	492-U-049B	2.00%	-	1979-1989	2001	49	0	49
Rural Roads Project II	USAID	492-T-050	2.00%	-	1979-1989	1999	140	0	140
Rural Roads Project II, Amendment No. 1	USAID	492-T-050A	2.00%	-	1979-1989	2020	212	0	212
Rural Roads Project II, Amendment No. 2	USAID	492-T-050B	2.00%	-	1980-1990	2021	127	0	127

Annex A.15
FOREIGN DEBT SERVICE, BY SPECIFIC ACCOUNT, 1988 (Continuation)

PARTICULARS	CREDITOR	LOAN NUMBER	INTEREST RATE	COMMITMENT FEE RATE	GRACE PERIOD	LAST YEAR OF PRINCIPAL REPAYMENT	DEBT SERVICE (In thousand dollars)		
							Interest Payments	Principal Amortization	Total
Rural Roads Project II, Amendment No. 3	USAID	492-T-060	2.00%	-	1980-1990	2021	193	0	193
Rural Roads Project II, Amendment No. 4	USAID	492-T-060A	2.00%	-	1981-1991	2022	18	0	18
Cooperative Marketing Project	USAID	492-T-051	2.00%	-	1978-1988	2000	32	0	32
Cooperative Marketing Project, Amendment No. 1	USAID	492-T-051A	2.00%	-	1979-1989	2021	83	0	83
TOTAL (Department of Local Government)							1,351	316	1,667
DEPARTMENT OF NATIONAL DEFENSE									
US Federal Financing Bank (Foreign Military Sales VIII)	OTHERS		various	-	1981-1984	1988	213	3,848	4,061
US Federal Financing Bank (Foreign Military Sales IX)	OTHERS		various	-	1982-1987	1990	2,600	6,666	9,266
US Federal Financing Bank (Foreign Military Sales X)	OTHERS		various	-	1986-1987	1991	3,471	6,666	10,137
US Federal Financing Bank (Foreign Military Sales XI)	OTHERS		various	-	1984-1986	1990	3,648	0	3,648
MARUBENI-INP Loan (80% Installment on 187 Units of Firefighting Vehicles and Spareparts for INP-\$6.8M)	JAPAN		8.50%	-	-	1988	602	5,661	6,263
First Interstate International Bank of California-1st (Downpayment on Firefighting Vehicles, Equipment, and Spareparts-\$3.544M)	OTHERS		.875% over LIBOR	-	-	1988	56	443	499
First Interstate International Bank of California-2nd (Downpayment on Firefighting Vehicles, Equipment, and Spareparts-\$16.592M)	OTHERS		.625% over LIBOR	-	-	1990	724	2,096	2,820
Orion Pacific Limited	OTHERS		1.375% over LIBOR	1/2 of 1%	1974-1980	1988	350	0	350
Barclays International Limited and ECGD (\$6.269M)	OTHERS		7.50%	1/2 of 1%	-	NA	47	0	47
Barclays International Limited (210 FMC Firefighting trucks-\$31.636M)	OTHERS		.625% over LIBOR	.500%	-	1989	906	4,053	4,959
Barclays International Limited (Downpayment on 213 FMC trucks-\$6.756M)	OTHERS		.875% over LIBOR	.500%	-	1989	230	845	1,075
TOTAL (Department of National Defense)							12,847	30,278	43,125
DEPARTMENT OF PUBLIC WORKS AND HIGHWAYS									
Manila Suburbs Flood Control	OECD	PH-P1	3.50%	-	1973-1980	1993	277	1,506	1,783
Depots Project in Tuguegarao, Legaspi, Tacloban, and Davao	OECD	PH-P4	3.25%	-	1974-1981	1999	241	657	898
Cubao, Shaw, and Manila South Diversion Road Grade Separator Projects	OECD	PH-P5	3.25%	-	1974-1981	1999	132	361	493
Bicol, Cotabato, and Pampanga River Basins	OECD	PH-P8	3.25%	-	1974-1981	1999	420	1,100	1,520

Annex A.15
FOREIGN DEBT SERVICE, BY SPECIFIC ACCOUNT, 1988 (Continuation)

PARTICULARS	CREDITOR	LOAN NUMBER	INTEREST RATE	COMMITMENT FEE RATE	GRACE PERIOD	LAST YEAR OF PRINCIPAL REPAYMENT	DEBT SERVICE (In thousand dollars)		
							Interest	Principal	Total
							Payments	Amortization	
River Dredging Project II	DECF	PH-P8-2	3.25%	-	1978-1998	2008	478	359	837
Pasig River Flood Control	DECF	PH-P10	3.25%	-	1975-1982	2000	769	1,855	2,624
Philippine-Japan Friendship Highway	DECF	PH-P12	3.25%	-	1976-1983	2000	595	1,381	1,976
Manila South Diversion Road Project	DECF	PH-P15	3.25%	-	1977-1984	2002	51	109	160
Philippine-Japan Friendship Highway Phase II	DECF	PH-P17	3.25%	-	1978-1985	2003	59	120	179
Philippine-Japan Friendship Ferry Project	DECF	PH-P21	3.25%	-	1978-1985	2003	538	1,085	1,623
Rural Water Supply Project	DECF	PH-P22	3.25%	-	1978-1988	2008	995	747	1,742
Manila North Road Improvement Project	DECF	PH-P23	3.25%	-	1978-1988	2008	637	478	1,115
Fishing Ports Development Project I	DECF	PH-P25	3.25%	-	1978-1988	2008	1,616	1,368	2,984
Engineering Services for Circumferential Road Phase II	DECF	PH-P26	3.25%	-	1978-1988	2008	63	48	111
Engineering Services for West Leyte Road Improvement	DECF	PH-P27	3.25%	-	1978-1988	2008	39	29	68
Ilocos Norte Rural Road Improvement Project	DECF	PH-P33	3.00%	-	1980-1990	2010	147	0	147
Rural Water Supply Project	DECF	PH-P34	3.00%	-	1980-1990	2010	375	0	375
EDSA C-4 Upgrading Project	DECF	PH-P36	3.00%	-	1980-1990	2010	30	0	30
Laoag-Allacapan Section, Philippine-Japan Friendship Highway	DECF	PH-P46	3.00%	-	1981-1991	2011	1,119	0	1,119
Fishing Ports Development Project II	DECF	PH-P51	3.00%	-	1982-1992	2012	625	0	625
Lower Agusan Development Project	DECF	PH-P52	3.00%	-	1982-1992	2012	61	0	61
Metro Manila Traffic Engineering and Management Project	DECF	PH-P54	3.00%	-	1982-1992	2012	730	0	730
West-Northwest Leyte Road Improvement Project	DECF	PH-P58	3.00%	-	1983-1993	2013	756	0	756
Metro Manila Radial Road-10 and Related Roads Project	DECF	PH-P59	3.00%	-	1983-1993	2013	788	0	788
Port Irene Development Project	DECF	PH-P61	3.00%	-	1983-1993	2013	28	0	28
Nationwide Flood Control Dredging Project	DECF	PH-P62	3.00%	-	1983-1993	2013	202	0	202
Metro Manila Drainage System Rehabilitation Project	DECF	PH-P66	3.50%	-	1984-1994	2014	311	0	311
Circumferential Road No. 3 Construction Project	DECF	PH-P74	3.50%	-	1986-1996	2016	94	0	94
Regional Telecommunications Development Project, Regions I & II	DECF	PH-P75	3.50%	-	1986-1996	2016	144	0	144
Digos-Davao-and Cotabato Road Project	IBRD	731 PH	7.25%	3/4 of 1%	1971-1975	1994	292	470	762
Luzon Infrastructure Project	IBRD	950 PH	7.25%	3/4 of 1%	1973-1977	1997	3,250	3,245	6,495
3rd Urban Highway Project	IBRD	1353 PH	8.70%	3/4 of 1%	1977-1982	1995	4,399	6,130	10,529
4th Urban Highway Project	IBRD	1661 PH	7.00%	3/4 of 1%	1979-1984	1999	5,249	6,670	11,919
Rural Roads Improvement Project	IBRD	1860 PH	8.25%	3/4 of 1%	1980-1985	2000	3,371	4,130	7,501
General Santos-Cotabato Road Project	ADB	56 PH1	7.50%	3/4 of 1%	1970-1975	1995	224	583	807
Iligan-Cagayan de Oro Road Project	ADB	106 PH1	7.50%	3/4 of 1%	1972-1977	1997	1,109	1,056	2,165
Tarlac and Sta. Rosa Feeder Roads	ADB	136 PH1	7.50%	3/4 of 1%	1973-1977	1997	173	177	350
Road Improvement Project	ADB	308 PH1	8.30%	.45%	1977-1982	2002	3,248	1,401	4,649
Mindanao Secondary and Feeder Roads	ADB	379 PH1	7.70%	3/4 of 1%	1978-1982	2002	1,593	778	2,371
2nd Road Improvement Project	ADB	477 PH1	9.00%	3/4 of 1%	1980-1984	2004	1,932	746	2,678

Annex A.15
FOREIGN DEBT SERVICE, BY SPECIFIC ACCOUNT, 1988 (Continuation)

P A R T I C U L A R S	C R E D I T O R	L O A N N U M B E R	I N T E R E S T R A T E	C O M M I T M E N T F E E R A T E	G R A C E P E R I O D	L A S T Y E A R O F	D E B T S E R V I C E (In thousand dollars)		
							Principal Repayment	Interest Payments	Total Amortization
3rd Road Improvement Project	ADB	597 PH1	11.00%	3/4 of 1%	1982-1986	2006	6,540	1,201	7,741
Highland Agricultural Development Project II	ADB	812 PH1					735	0	735
Eximbank of Japan (PJHL) First Yen Loan (Y7.2B)	JAPAN		5.50%	-	1969-1974	1988	48	1,728	1,776
Eximbank of Japan (PJHL) First Yen Loan (Y3.6B)	JAPAN		5.50%	-	1970-1975	1989	166	1,728	1,894
Cotabato-General Santos Road	OPEC	59 P	Free	-	1977-1980	1997	0	485	485
Algemene Bank of Netherlands (DFL 2.300M) (Supply of Dredging Equipment for Rural Development Program)	OTHERS		8.50%	-	1984-1985	1990	58	304	362
Algemene Bank of Netherlands (DFL 3.127M)	OTHERS		2.50%	-	1984-1992	2014	28	0	28
TOTAL (Department of Public Works and Highways)							44,735	42,035	86,770
DEPARTMENT OF SCIENCE AND TECHNOLOGY									
Flood Forecasting System	DECF	PH-P18	3.25%	-	1978-1985	2003	319	645	964
Flood Forecasting Warning System for Dam Operation Project	DECF	PH-P53	3.00%	-	1982-1992	2012	708	0	708
Flood Forecasting Warning System for Dam Operation Project II	DECF	PH-P73	3.50%	-	1986-1996	2016	219	0	219
TOTAL (Department of Science and Technology)							1,246	645	1,891
DEPARTMENT OF TRADE AND INDUSTRY									
Small and Medium Enterprise Development Project	USAID	492-T-071	2.00%	-	1983-1993	2024	4	0	4
TOTAL (Department of Trade and Industry)							4	0	4
DEPARTMENT OF TRANSPORTATION AND COMMUNICATIONS									
Air Navigational Facilities Modernization Project	DECF	PH-P24	3.25%	-	1978-1988	2008	1,150	864	2,014
Engineering Services-Telecommunications Development Project	DECF	PH-P28	3.25%	-	1978-1988	2008	34	26	60
Mail Distribution Project	DECF	PH-P38	3.00%	-	1980-1990	2010	163	0	163

Annex A.15
FOREIGN DEBT SERVICE, BY SPECIFIC ACCOUNT, 1988 (Continuation)

P A R T I C U L A R S	C R E D I T O R	L O A N N U M B E R	I N T E R E S T R A T E	C O M M I T M E N T F E E R A T E	G R A C E P E R I O D	L A S T Y E A R O F P R I N C I P A L R E P A Y M E N T	D E B T S E R V I C E (In thousand dollars)		
							Interest Payments	Principal Amortization	Total
Rural Telecommunications Project	OECD	PH-P47	3.00%	-	1981-1991	2011	1,533	0	1,533
Engineering Services for Maritime Communication Project	OECD	PH-P70	3.50%	-	1986-1996	2014	21	0	21
Philippine-Japan Friendship Highway Project Phase II, Stage 2	OECD	PH-P72	3.50%	-	1986-1996	2016	500	0	500
1st Belgian Loan	BELGIUM		3.00%	-	1970-1976	1995	13	74	87
Barclays International Ltd. Eurodollar Term (\$2.6M)	OTHERS		.625% over LIBOR	1/2 of 1%	NA	1992	120	312	432
Barclays International Ltd. Eurodollar Term (\$5.97M)	OTHERS		.75% over LIBOR	1/2 of 1%	NA	NA	28	70	98
Asia Dollar	OTHERS		1.75% over SIBOR	1/2 of 1%	1976-1978	1988	76	0	76
TOTAL (Department of Transportation and Communications)							3,638	1,346	4,984
OTHER EXECUTIVE OFFICES									
Agricultural Research Project I	USAID	492-T-039	2.00%	-	1975-1985	2017	143	100	243
Agricultural Research Project II	USAID	492-T-055	2.00%	-	1979-1989	2020	100	0	100
Agricultural Research Project II, Amendment No. 1	USAID	492-T-061	2.00%	-	1980-1990	2021	46	0	46
Agricultural Research Project II, Amendment No. 2	USAID	492-T-061A	2.00%	-	1980-1990	2022	54	0	54
Non-Conventional Energy Development Project	USAID	492-W-052	2.00%	-	1978-1988	1999	77	0	77
German Loan (DM 6.5M) Portion I/Portion II	GERMANY	1934570/ 1934589	2.00% and 7.85%	-	1981-1991/ 1981-1983	2011/ 1992	122	240	362
Industrial and Agricultural Projects	OTHERS	92-1	4.00%	-	1956-1960	1997	207	428	635
Industrial and Agricultural Projects	OTHERS	92-2	4.00%	-	1957-1961	1998	165	334	499
Economic Development Project	USAID	492-C-013	.75%	-	NA	NA	1	17	18
Economic Development Project	USAID	492-C-019	.75%	-	NA	NA	1	22	23
Economic Development Project	USAID	492-C-022	4.50%	-	NA	NA	8	21	29
Feasibility Studies	USAID	492-H-023	3.50%	-	1967-1972	1993	20	92	112
Feasibility Studies	USAID	492-H-030	3.00%	-	1973-1983	2014	52	44	96
3rd Consulting Services	USAID	492-T-040	3.00%	-	1976-1986	2016	40	30	70
Local Resources Management Project	USAID	492-T-067	2.00%	-	1928-1992	2023	16	0	16
Multisectoral Services Project	USAID	PL 480-1	3.50%	-	1966-1968	1988	24	1,090	1,114
Multisectoral Services Project	USAID	PL 480-2	3.50%	-	1970-1972	1990	29	547	576
Multisectoral Services Project	USAID	PL 480-3	3.00%	-	1971-1976	1991	201	1,615	1,816
Multisectoral Services Project	USAID	PL 480-4	2.00%	-	1972-1977	1992	167	1,160	1,267
Multisectoral Services Project	USAID	PL 480-4A	3.00%	-	1972-1979	2002	207	459	666
Multisectoral Services Project	USAID	PL 480-5	3.00%	-	1974-1979	1994	39	187	226

Annex A/15
FOREIGN DEBT SERVICE, BY SPECIFIC ACCOUNT, 1988 (Continuation)

PARTICULARS	CREDITOR	LOAN NUMBER	INTEREST RATE	COMMITMENT FEE RATE	GRACE PERIOD	LAST YEAR OF PRINCIPAL REPAYMENT	DEBT SERVICE (In thousand dollars)		
							Interest Payments	Principal Amortization	Total
Multisectoral Services Project	USAID	PL 480-6	3.00%	-	1977-1979	1997	187	624	811
Multisectoral Services Project	USAID	PL 480-7	3.00%	-	1978-1980	1998	179	540	719
Multisectoral Services Project	USAID	PL 480-8	3.00%	-	1979-1981	2015	154	426	580
TOTAL (Other Executive Offices)							2,179	7,976	10,155
MULTI-AGENCY									
National Crop Protection Center	USAID	492-T-045	2.00%	-	1978-1988	2019	97	0	97
Secondary and Feeder Roads in Bicol	USAID	492-T-041	3.00%	-	1976-1986	2017	260	187	447
Bicol Integrated Area Development Project	USAID	492-T-046	2.00%	-	1978-1988	2018	31	16	47
Bicol Integrated Area Development Project, Amendment No. 1	USAID	492-T-046A	2.00%	-	1978-1988	2020	15	0	15
Barangay Water Project II	USAID	492-U-059	2.00%	-	1980-1990	2023	75	0	75
Barangay Water Project II, Amendment No. 1	USAID	492-U-059A	2.00%	-	1980-1990	2020	10	0	10
Barangay Water Project II, Amendment No. 2	USAID	492-U-059B	2.00%	-	1981-1991	2025	6	0	6
Farming Systems Development Project-Eastern Visayas	USAID	492-T-066	2.00%	-	1981-1991	2022	16	0	16
Rainfed Resources Development Project	USAID	492-T-068	2.00%	-	1982-1992	2023	4	0	4
Rainfed Resources Development Project, Amendment No. 3	USAID	492-T-068A	2.00%	-	1983-1993	2023	1	0	1
2nd Philippine Population Project	IDA	923 PH	0.75%	-	1979-1989	2029	247	0	247
Mindoro Rural Development Project	IBRD	1102 PH	8.50%	3/4 of 1%	1975-1982	1999	1,707	1,030	2,737
Manila-Urban Development Project	IBRD	1272 PH	4.50%	3/4 of 1%	1976-1983	2001	357	445	802
Manila-Urban Development Project	IBRD	1282 PH	8.50%	3/4 of 1%	1976-1981	1998	1,417	1,050	2,467
Manila-Urban Development Project (Amendment No.1)	IBRD	1282 PH	.5% over CQB	3/4 of 1%	1984-1989	1998	561	691	1,252
2nd Rural Development and Land Settlement Project	IBRD	1421 PH	8.20%	3/4 of 1%	1977-1982	1997	637	799	1,436
Reforestation and Protection of Forest Resources	IBRD	1506 PH	7.90%	3/4 of 1%	1978-1983	1997	170	218	388
Small Farmer Development Project	IBRD	1646 PH	7.35%	3/4 of 1%	1979-1984	1999	860	1,040	1,900
2nd Urban Development Project	IBRD	1647 PH	7.35%	3/4 of 1%	1979-1984	1999	1,672	2,018	3,690
2nd Small and Medium Industries Development Project	IBRD	1727 PH	7.90%	3/4 of 1%	1979-1984	1999	1,541	1,665	3,206
Samar Integrated Rural Development Project	IBRD	1772 PH	7.95%	3/4 of 1%	1980-1985	2000	1,709	1,800	3,509
Fisheries Training Project	IBRD	1786 PH	7.95%	3/4 of 1%	1980-1985	2000	1,326	2,024	3,350
Rainfed Agricultural Development Project, Iloilo	IBRD	1815 PH	8.25%	3/4 of 1%	1980-1985	2000	335	282	617
3rd Urban Development Project	IBRD	1821 PH	8.25%	3/4 of 1%	1980-1985	2000	4,638	4,731	9,369
Watershed and Erosion Control Project	IBRD	1890 PH	8.25%	3/4 of 1%	1980-1983	2000	2,188	2,530	4,718
3rd Livestock and Fisheries Project	IBRD	1894 PH	8.25%	3/4 of 1%	1980-1986	2000	1,649	1,561	3,210

Annex A.15
FOREIGN DEBT SERVICE, BY SPECIFIC ACCOUNT, 1988 (Continuation)

P A R T I C U L A R S	C R E D I T O R	L O A N N U M B E R	I N T E R E S T R A T E	C O M M I T M E N T F E E R A T E	G R A C E P E R I O D	L A S T Y E A R O F R E P A Y M E N T	D E B T S E R V I C E (In thousand dollars)		
							Interest	Principal	Total
							Payments	Amortization	
Structural Adjustment Loan I	IBRD	1903 PH	9.25%	3/4 of 1%	1980-1985	2000	15,722	13,327	29,049
Agricultural Support Services Project	IBRD	2040 PH	9.60%	3/4 of 1%	1980-1986	2001	1,135	2,000	3,135
Textile Sector Restructuring Project	IBRD	2127 PH	11.60%	3/4 of 1%	1982-1987	2002	1,841	1,116	2,957
National Fisheries Development Project	IBRD	2156 PH	11.60%	3/4 of 1%	1982-1987	2002	186	140	326
3rd Small and Medium Industries Development Project	IBRD	2169 PH	11.60%	3/4 of 1%	1982-1987	2002	7,743	4,496	12,239
Petroleum Exploration Promotion Project	IBRD	2201 PH	11.60%	3/4 of 1%	1982-1987	2002	913	534	1,447
Rural Water Supply and Sanitation Project	IBRD	2206 PH	11.60%	3/4 of 1%	1982-1987	2002	2,857	2,370	5,227
Regional Cities Development Project	IBRD	2257 PH	.5% over CQB per sea	3/4 of 1%	1983-1988	2003	2,268	2,235	4,503
Structural Adjustment Loan II	IBRD	2266 PH	.5% over CQB per sea	3/4 of 1%	1983-1988	2003	23,938	10,075	34,013
5th Highways Project	IBRD	2418 PH	.5% over CQB	3/4 of 1%	1984-1989	2004	3,594	0	3,594
Municipal Development Project	IBRD	2435 PH	.5% over CQB	3/4 of 1%	1984-1989	2004	1,474	0	1,474
Agricultural Sector Input Project	IBRD	2469 PH	.5% over CQB	3/4 of 1%	1984-1989	2004	11,880	0	11,880
Telecommunications and Technical Assistance	IBRD	2495 PH	.5% over CQB	3/4 of 1%	1985-1990	2005	237	0	237
2nd Rural Roads Improvement Project	IBRD	2716 PH	.5% over CQB	3/4 of 1%	1986-1992	2006	2,330	0	2,330
Economic Recovery Loan	IBRD	2787 PH	.5% over CQB	3/4 of 1%	1987-1992	2007	14,797	0	14,797
Economic Recovery Loan (Technical Assistance)	IBRD	2788 PH	.5% over CQB	3/4 of 1%	1987-1992	2007	493	0	493
Rural Infrastructure Project	IDA	790 PH	.75%	-	1978-1988	2027	159	215	374
Smallholder Livestock and Development Project	IFAD	84 PH	4.00%	1/8 of 1%	1982-1987	2002	206	607	813
Laguna de Bay Development Project	ADB	246 PHI	8.75%	3/4 of 1%	1975-1981	2005	2,136	569	2,705
Second Davao del Norte Irrigation Project	ADB	285 PHI	8.90%	3/4 of 1%	1976-1983	2006	1,213	302	1,515
Allah River Irrigation	ADB	341 PHI	7.70%	3/4 of 1%	1978-1985	2006	1,720	476	2,196
Agusan Irrigation Project	ADB	362 PHI	1.00%	3/4 of 1%	1978-1988	2018	12	0	12
Bukidnon Irrigation Project	ADB	406 PHI	1.00%	3/4 of 1%	1979-1989	2019	6	0	6
Bicol River Basin Project	ADB	417 PHI	7.60%	3/4 of 1%	1979-1986	2009	2,897	750	3,647
2nd Laguna de Bay Development Project	ADB	466 PHI	1.00%	3/4 of 1%	1980-1990	2020	13	0	13
Province of Palawan Project	ADB	528 PHI	10.10%	3/4 of 1%	1981-1988	2011	2,403	0	2,403
Various Projects in Palawan	ADB	529 PHI	1.00%	3/4 of 1%	1981-1991	2021	41	0	41
Smallholder Livestock and Development Project	ADB	548 PHI	10.10%	3/4 of 1%	1981-1987	2006	741	151	892
3rd Davao del Norte Irrigation Project	ADB	580 PHI	11.00%	3/4 of 1%	1982-1987	2012	3,207	378	3,585
Special Supplementary Assistance to Selected Projects	ADB	628 PHI	11.00%	3/4 of 1%	1983-1988	2010	2,394	125	2,519
Aquaculture Development Project in Aklan, Capiz, and Iloilo	ADB	676 PHI	10.50%	3/4 of 1%	1983-1989	2003	978	0	978
Forestry Development Project	ADB	677 PHI	10.50%	3/4 of 1%	1983-1991	2013	1,352	0	1,352
Agricultural Input Program	ADB	680 PHI	10.50%	3/4 of 1%	1984-1987	1999	11,909	5,510	17,419
Allah River Irrigation Project	ADB	727 PHI	10.50%	3/4 of 1%	1984-1987	2008	2,590	433	3,023
Definco Loan	OTHERS		1% & 1.5% over LIBOR	1/2 of 1%	NA	NA	133	290	423
Japanese Yen Bonds Series No. 1 due 1988	JAPAN		6.70%		1978-1988	1988	2,027	21,903	23,930

Annex A.15
FOREIGN DEBT SERVICE, BY SPECIFIC ACCOUNT, 1988 (Continuation)

P A R T I C U L A R S	C R E D I T O R	L O A N N U M B E R	I N T E R E S T R A T E	C O M M I T M E N T F E E R A T E	G R A C E P E R I O D	L A S T Y E A R O F - P R I N C I P A L R E P A Y M E N T	D E B T S E R V I C E (In thousand dollars)		
							Interest Payments	Principal Amortization	Total
Japanese Yen Bonds Series No. 2 due 1988	JAPAN		7.00%	-	1978-1984	1988	4,236	21,847	26,083
Japanese Yen Bonds Series No. 3 due 1990	JAPAN		9.00%	-	1980-1986	1990	5,446	15,074	20,520
Japanese Yen Bonds Series No. 4 due 1991	JAPAN		8.90%	-	1981-1988	1991	7,181	11,923	19,104
Swiss Francs Bearer Bonds (50M) due 1989	SWITZERLAND		4.75%	-	1979-1980	1989	687	2,039	2,726
US Dollar Treasury Bills	OTHERS		1.625% over LIBOR	-	NA	1988	8,720	0	8,720
US Dollar Treasury Notes	OTHERS		.5% over LIBOR	-	NA	1988	1,926	55,000	56,926
Canadian International Department Agency	CANADA		Free	1/2 of 1%	1974-1984	1988	0	73	73
Public Corporate Sector Rationalization Program	IBRD		.5% over CBB	3/4 of 1%	NA	NA	3,263	0	3,263
Sugar Rehabilitation Loan	IBRD		.5% over CBB	3/4 of 1%	NA	NA	4,568	0	4,568
Special Project Implementation Assistance	ADB	779/780 PHI	9.65%	3/4 of 1%	1986-1996	2016	6,875	0	6,875
Fourth ADB Road Improvement	ADB	801 PHI	CBB		1987-1992	2007	2,196	0	2,196
Multisectoral Services	USAID	PL 480-9	3.00%	-	1980-1990	2015	1,200	0	1,200
Metro Manila Urban Transport Improvement Project	OECD	PH-P37	3.00%	-	1980-1990	2010	1,091	0	1,091
Information Education Dissemination Project	OECD	PH-P39	3.00%	-	1980-1990	2010	198	0	198
Postal Equipment Procurement Project	OECD	PH-P68	3.50%	-	1984-1994	2011	162	0	162
Engineering Services for Paopanga Delta Development Project	OECD	PH-P71	3.50%	NA	NA	NA	79	0	79
8th Commodity Loan	OECD						8,224	0	8,224
9th Commodity Loan	OECD						6,080	0	6,080
10th and Special Commodity Loan	OECD		3.50%	-	1987-1992	2007	3,168	0	3,168
Foreign Exchange Cost of Goods and Services (DM 13.5M)	GERMANY	2816644	2.00%	1/4 of 1%	1984-1994	2014	148	0	148
Foreign Exchange Cost of Goods and Services (DM 16.5M)	GERMANY	2816660	2.00%	1/4 of 1%	1984-1994	2014	181	0	181
Importation of Goods and Services	GERMANY	290017	2.00%	1/4 of 1%	1974-1984	2004	87	267	354
Mitsui Finance Asia Limited	OTHERS		3.50%	-	NA	NA	1,336	1,400	2,736
Contingencies							10,355	29,207	39,562
TOTAL (Multi-Agency)							226,481	226,919	453,400
LIABILITIES ASSUMED BY THE NATIONAL GOVERNMENT							172,811	173,718	346,529
Philippine National Bank							42,976	6,938	49,914
Development Bank of the Philippines							41,359	31,066	72,425
Philippine Nuclear Power Plant							88,476	135,714	224,190
GRAND TOTAL (In thousand dollars)							486,697	500,558	987,255
(In thousand pesos)							10,220,637	10,511,718	20,732,355

Source: Department of Finance

Section B
National Government Revenues

Annex B.1

REVENUE PROGRAM, BY SOURCE, 1986 - 1988 a/
(In thousand pesos)

PARTICULARS	1986	1987	1988
TAX REVENUES			
Taxes on Net Income and Profits	19,148,000	21,529,000	24,451,000
Taxes on Property	205,000	610,000	1,899,000
Taxes on Domestic Goods and Services			
General Sales, Turnover or Value Added Tax	3,818,000	5,896,000	15,641,000
Selective Excises on Goods	16,434,000	21,182,000	21,420,000
Selective Taxes on Services	4,452,000	4,779,000	3,874,000
Taxes on the Use of Goods or Property or Permission to Perform Activities	1,745,000	1,907,000	1,829,000
Other Taxes	1,843,000	2,462,000	2,697,000
Taxes on International Trade and Transactions	17,846,000	23,957,000	23,140,000
TOTAL TAX REVENUES	65,491,000	82,322,000	94,951,000
NON-TAX REVENUES			
Operating and Service Income			
Government Services	3,069,009	3,201,848	3,532,044
Government Business Operations	989,740	457,131	484,723
Interest	656,786	11,489,453	11,696,260
Insurance	3,661	3,750	250
Rent	6,206,775	4,218,421	2,007,315
Trading/Production	139,168	108,541	117,970
Fines and Penalties	80,691	112,004	121,568
Miscellaneous	326,864	40,124	45,708
Subtotal	11,472,694	19,631,272	18,005,838
Income from Public Enterprises/Investments			
Interest on Loans	50,289	3,505	3,807
Dividends on Stocks	120,063	102,657	151,258
Interest on Bonds	3,204	7,951	7,938
Interest on Treasury Notes/Bills	25,762	2,955	2,955
Interest on Promissory Notes	4,178	1,508	0
Fines and Penalties	32	0	0
Gain on Sale of Acquired Assets	77	0	0
Royalties	5,590	5,681	6,253
Miscellaneous	9,445	1,368	1,487
Subtotal	218,640	125,625	173,698

Annex B.1

REVENUE PROGRAM, BY SOURCE, 1986 - 1988 (Continuation)
(In thousand pesos)

PARTICULARS	1986	1987	1988
Miscellaneous Income			
Reparations	124	43	48
Sale of Goods/Merchandise Confiscated	81,891	81,910	88,710
Sale of Scrap of Construction Materials	15	8	8
Gain on Foreign Exchange Rates	185,225	1	1
Contributions	47,086	83,226	143,708
Inventory Adjustment	21	21	21
Sale of Waste Materials	192	460	476
Fines and Penalties	5,555	1,409	1,446
Miscellaneous	254,584	95,987	108,148
Subtotal	574,693	263,065	342,566
Capital Revenue			
Public Domain	3,426	3,495	3,670
Fixed Assets	511,672	4,976,494	6,532,930
Scrap of Fixed Assets	1,802	1,561	1,621
Gain on Sale of Fixed Assets	703	738	775
Subtotal	517,603	4,982,288	6,538,996
Grants and Aids			
Foreign	259,092	2,631,827	645,207
Domestic	435,852	450,365	460,548
Subtotal	694,944	3,082,192	1,105,755
Extraordinary Income	275,695	922,619	1,324,620
TOTAL NONTAX REVENUES	13,754,269	29,007,061	27,491,473
TAX AND NONTAX REVENUES	79,245,269	111,329,061	122,442,473
LESS: PROVISION FOR SHORTFALL	0	1,800,000	0
TOTAL REVENUES	79,245,269	109,529,061	122,442,473

a/ Data in this section are from the Department of Finance and Department of Budget and Management.

Annex B.2
REVENUE PROGRAM, BY COLLECTING DEPARTMENT, 1986 - 1988
(In thousand pesos)

PARTICULARS	1986			1987			1988		
	Tax	Nontax	Total	Tax	Nontax	Total	Tax	Nontax	Total
CONGRESS OF THE PHILIPPINES	0	73	73	0	0	0	0	0	0
OFFICE OF THE PRESIDENT	0	507,776	507,776	0	1,001,808	1,001,808	0	2,001,408	2,001,408
DEPARTMENT OF AGRARIAN REFORM	0	10,136	10,136	0	3,595	3,595	0	3,795	3,795
DEPARTMENT OF AGRICULTURE	0	55,611	55,611	0	79,888	79,888	0	57,930	57,930
DEPARTMENT OF BUDGET AND MANAGEMENT	0	27	27	0	28	28	0	13	13
NATIONAL ECONOMIC AND DEVELOPMENT AUTHORITY	0	13,732	13,732	0	27,457	27,457	0	19,065	19,065
DEPARTMENT OF EDUCATION, CULTURE, AND SPORTS	123,000	87,958	210,958	520,000	100,800	620,800	1,800,000	101,938	1,901,938
STATE UNIVERSITIES AND COLLEGES	0	279,816	279,816	0	299,928	299,928	0	315,070	315,070
DEPARTMENT OF ENVIRONMENT AND NATURAL RESOURCES	0	71,352	71,352	0	73,878	73,878	0	89,573	89,573
DEPARTMENT OF FINANCE	64,199,000	1,674,892	65,873,892	80,513,000	12,839,705	93,352,705	91,653,000	13,500,400	105,153,400
DEPARTMENT OF FOREIGN AFFAIRS	0	647,220	647,220	0	710,272	710,272	0	781,300	781,300
DEPARTMENT OF HEALTH	0	123,278	123,278	0	188,911	188,911	0	215,143	215,143
DEPARTMENT OF JUSTICE	5,000	172,139	177,139	1,000	168,603	169,603	1,000	167,606	168,606
DEPARTMENT OF LABOR AND EMPLOYMENT	0	70,828	70,828	0	72,287	72,287	0	80,579	80,579
DEPARTMENT OF LOCAL GOVERNMENT	0	4,128	4,128	0	3,976	3,976	0	56,416	56,416
DEPARTMENT OF NATIONAL DEFENSE	18,000	443,903	461,903	15,000	460,474	475,474	15,000	470,927	485,927
DEPARTMENT OF PUBLIC WORKS AND HIGHWAYS	14,000	137,575	151,575	15,000	166,786	181,786	15,000	146,997	161,997
DEPARTMENT OF SCIENCE AND TECHNOLOGY	0	7,040	7,040	0	63,415	63,415	0	46,590	46,590
DEPARTMENT OF SOCIAL WELFARE AND DEVELOPMENT	0	34,303	34,303	0	145,008	145,008	0	32,028	32,028
DEPARTMENT OF TRADE AND INDUSTRY	0	28,633	28,633	0	65,550	65,550	0	137,783	137,783
DEPARTMENT OF TOURISM	0	3,444	3,444	0	3,550	3,550	0	3,720	3,720
DEPARTMENT OF TRANSPORTATION AND COMMUNICATIONS	1,031,000	1,792,645	2,823,645	1,124,000	1,804,708	2,928,708	1,237,000	2,068,001	3,305,001
OTHER EXECUTIVE OFFICES	0	245,840	245,840	0	4,199,512	4,199,512	0	4,775,586	4,775,586
THE JUDICIARY	0	16,253	16,253	0	24,524	24,524	0	24,808	24,808
CONSTITUTIONAL COMMISSIONS	0	160,514	160,514	0	189,719	189,719	0	194,408	194,408
OFFICE OF THE SPECIAL PROSECUTOR	0	61	61	0	62	62	0	63	63
COMMISSION ON HUMAN RIGHTS	0	1	1	0	0	0	0	0	0
AUTONOMOUS REGIONS	0	3	3	0	0	0	0	0	0
GOVERNMENT CORPORATIONS									
Philippine Coconut Authority	0	5,357	5,357	0	5,000	5,000	0	5,000	5,000
Sugar Regulatory Commission	101,000	1,645	102,645	134,000	1,040	135,040	230,000	1,320	231,320
Philippine Ports Authority	0	842,086	842,086	0	0	0	0	0	0
OTHERS									
Economic Support Fund	0	6,150,000	6,150,000	0	4,202,000	4,202,000	0	1,995,000	1,995,000
Foreign Assisted Projects Fund	0	166,000	166,000	0	2,104,577	2,104,577	0	199,006	199,006
TOTAL	65,491,000	13,754,269	79,245,269	82,322,000	29,007,061	111,329,061	94,951,000	27,491,473	122,442,473
LESS: PROVISION FOR SHORTFALL	0	0	0	1,800,000	0	1,800,000	0	0	0
TOTAL REVENUES	65,491,000	13,754,269	79,245,269	80,522,000	29,007,061	109,529,061	94,951,000	27,491,473	122,442,473

✓ Annex B.3

TAX REVENUE PROGRAM, BY COLLECTING DEPARTMENT/AGENCY, BY SOURCE, 1986 - 1988
(In thousand pesos)

PARTICULARS	1986	1987	1988
DEPARTMENT OF EDUCATION, CULTURE, AND SPORTS	123,000	520,000	1,800,000
Office of the Secretary			
Real Property Tax	123,000	520,000	1,800,000
DEPARTMENT OF FINANCE	64,199,000	80,513,000	91,653,000
Bureau of Customs	17,496,000	23,385,000	22,617,000
Taxes on International Trade and Transactions			
Import Duties and Taxes	16,859,000	23,385,000	22,617,000
Export Taxes	637,000	0	0
Bureau of Internal Revenue	46,703,000	57,128,000	69,036,000
Taxes on Net Income and Profits			
Individual	6,381,000	5,630,000	6,653,000
Company, Corporate, and Enterprises	8,564,000	10,947,000	12,823,000
Others	4,203,000	4,952,000	4,975,000
Taxes on Property	82,000	90,000	99,000
Taxes on Domestic Goods and Services			
General Sales, Turnover or Value Added Tax	3,717,000	5,762,000	15,411,000
Selective Excises on Goods			
Energy	51,000	53,000	56,000
Alcohol Products	2,637,000	2,814,000	2,814,000
Tobacco Products	5,121,000	5,328,000	5,328,000
Fuels and Oils	8,513,000	11,397,000	11,784,000
Others	112,000	1,590,000	1,438,000
Selective Taxes on Services			
Other Percentage Taxes	2,883,000	3,256,000	2,082,000 a/
Banks/Financial Institutions	1,197,000	1,098,000	1,310,000

✓ Annex B.3

TAX REVENUE PROGRAM, BY COLLECTING DEPARTMENT/AGENCY, BY SOURCE, 1986 - 1988 (Continuation)
(In thousand pesos)

PARTICULARS	1986	1987	1988
Insurance Premiums	257,000	299,000	345,000
Amusements	115,000	126,000	137,000
Taxes on the Use of Goods or Property or Permission to Perform Activities			
Fixed Taxes	236,000	250,000	0 b/
Franchise Taxes	478,000	533,000	592,000
Other Taxes			
Mining	129,000	135,000	141,000
Forest Charges	81,000	81,000	0 c/
Taxes on International Trade and Transactions			
Travel Tax	324,000	572,000	523,000
Foreign Exchange Tax	26,000	0	0
Other Taxes			
Documentary Stamp Tax	1,451,000	1,621,000	1,806,000
Firearms	0	9,000	9,000
Tobacco Inspection Fee	10,000	10,000	10,000
Overseas Communication Tax	102,000	137,000	184,000
Others	33,000	438,000	516,000
DEPARTMENT OF JUSTICE	5,000	1,000	1,000
Commission on Immigration and Deportation			
Immigration Tax	5,000	1,000	1,000
DEPARTMENT OF NATIONAL DEFENSE	18,000	15,000	15,000
Integrated National Police			
Fire Code Tax	18,000	15,000	15,000

✓ Annex B.3

TAX REVENUE PROGRAM, BY COLLECTING DEPARTMENT/AGENCY, BY SOURCE, 1986 - 1988 (Continuation)
(In thousand pesos)

PARTICULARS	1986	1987	1988
DEPARTMENT OF PUBLIC WORKS AND HIGHWAYS	14,000	15,000	15,000
Office of the Secretary			
Metro Manila Flood Tax	14,000	15,000	15,000
DEPARTMENT OF TRANSPORTATION AND COMMUNICATIONS	1,031,000	1,124,000	1,237,000
Land Transportation Commission			
Motor Vehicle Tax	1,031,000	1,124,000	1,237,000
GOVERNMENT CORPORATIONS	101,000	134,000	230,000
Sugar Regulatory Administration			
Other Percentage Taxes	101,000	134,000	230,000
TOTAL TAX REVENUES	65,491,000	82,322,000	94,951,000
LESS: PROVISION FOR SHORTFALL	0	1,800,000	0
TAX REVENUES	65,491,000	80,522,000	94,951,000

a/ Net of miller's tax, contractor's tax and broker's tax to be replaced by value added tax.

b/ Abolished all fixed taxes upon implementation of the value added tax.

c/ Reclassified under other domestic taxes as collections of the Forest Management Bureau.

Annex B.4

NONTAX REVENUE PROGRAM, BY COLLECTING DEPARTMENT/AGENCY, BY SOURCE, 1986 - 1988
(In thousand pesos)

PARTICULARS	1986	1987	1988
CONGRESS OF THE PHILIPPINES	73	0	0
Capital Revenue			
Fixed Assets	72	0	0
Income from Public Enterprises/Investments			
Dividends on Stocks	1	0	0
OFFICE OF THE PRESIDENT	507,776	1,001,808	2,001,408
President's Offices	86	0	0
Miscellaneous Income			
Miscellaneous	86	0	0
Office of the Press Secretary	615	608	608
Bureau of Broadcast Services	465	458	458
Operating and Service Income			
Government Services	465	458	458
News and Information Bureau	150	150	150
Operating and Service Income			
Government Services	150	150	150
Presidential Commission on Good Government	504,623	1,000,000	2,000,000
Operating and Service Income			
Miscellaneous	504,623	1,000,000	2,000,000
President's Center for Special Studies	13	0	0
Miscellaneous Income			
Miscellaneous	13	0	0

Annex B.4

NONTAX REVENUE PROGRAM, BY COLLECTING DEPARTMENT/AGENCY, BY SOURCE, 1986 - 1988 (Continuation)
(In thousand pesos)

PARTICULARS	1986	1987	1988
Presidential Management Staff	2,439	1,200	800
Presidential Management Staff (Proper)	560	0	0
Miscellaneous Income			
Miscellaneous	560	0	0
Sacobia Development Authority	1,879	1,200	800
Operating and Service Income			
Government Business Operations	1,879	1,200	800
DEPARTMENT OF AGRARIAN REFORM	10,136	3,595	3,795
Office of the Secretary	10,136	3,595	3,795
General Fund			
Operating and Service Income	498	523	523
Government Services	77	80	80
Government Business Operations	273	286	286
Interest	97	101	101
Rent	2	3	3
Fines and Penalties	28	30	30
Miscellaneous	21	23	23
Miscellaneous Income	72	76	76
Inventory Adjustments	2	3	3
Sale of Waste Materials	5	5	5
Miscellaneous	65	68	68
Capital Revenue	20	21	21
Public Domain	5	5	5
Fixed Assets	15	16	16
Extraordinary Income			
Miscellaneous	929	975	975

Annex B.4

NONTAX REVENUE PROGRAM, BY COLLECTING DEPARTMENT/AGENCY, BY SOURCE, 1986 - 1988 (Continuation)
(In thousand pesos)

PARTICULARS	1986	1987	1988
Special Account in the General Fund			
Fund 102 - Second Rural Development Land Settlement Project			
Operating and Service Income			
Miscellaneous	2	0	0
Income from Public Enterprises/Investments			
Interest on Loans	5,787	0	0
Fund 401 - Fund for Agrarian Reform Education			
Operating and Service Income			
Interest	2,827	2,000	2,200
Miscellaneous Income			
Miscellaneous	1	0	0
DEPARTMENT OF AGRICULTURE	55,611	79,888	57,930
Office of the Secretary	17,980	49,254	43,894
General Fund	5,180	5,677	6,245
Operating and Service Income	4,946	5,440	5,983
Government Services	3,366	3,702	4,072
Government Business Operations	1,242	1,366	1,502
Rent	4	4	5
Trading/Production	16	18	19
Fines and Penalties	62	68	75
Miscellaneous	256	282	310
Miscellaneous Income	207	227	251
Reparations	39	43	48
Sale of Waste Materials	1	1	1
Fines and Penalties	29	32	35

Annex B.4

NONTAX REVENUE PROGRAM, BY COLLECTING DEPARTMENT/AGENCY, BY SOURCE, 1986 - 1988 (Continuation)
(In thousand pesos)

PARTICULARS	1986	1987	1988
Miscellaneous	138	151	167
Sale of Assets			
Fixed Assets	18	0	0
Extraordinary Income			
Miscellaneous Income	9	10	11
Special Account in the General Fund	6,112	37,069	30,443
Fund 102			
Operating and Service Income	85	18	20
Government Business Operations	8	10	11
Miscellaneous	77	8	9
Miscellaneous Income			
Miscellaneous	9	10	11
Fund 153 - Livestock Development Fund			
Operating and Service Income			
Government Services	1,874	1,800	2,000
Fund 156 - Plant Quarantine			
Operating and Service Income			
Government Services	3,433	4,000	4,000
Fund 157 - Early Childhood Enrichment Program			
Grants (Early Childhood Enrichment Program/Second Country Program for Children UNDP)	711	5,386	0
(Rainfed Resources Development Project/USAID 492-T-068)	0	25,855	3,285

Annex B.4

NONTAX REVENUE PROGRAM, BY COLLECTING DEPARTMENT/AGENCY, BY SOURCE, 1986 - 1988 (Continuation)

(In thousand pesos)

PARTICULARS	1986	1987	1988
(Accelerated Agricultural Production/USAID 492-0385)	0	0	21,127
Bureau of Plant Industry	227	248	267
Operating and Service Income	190	204	216
Government Services	16	20	22
Government Business Operations	54	60	65
Rent	3	4	4
Miscellaneous	117	120	125
Miscellaneous Income	20	24	26
Inventory Adjustments	10	11	11
Fines and Penalties	2	3	4
Miscellaneous	8	10	11
Capital Revenue			
Fixed Assets	17	20	25
Bureau of Soils	12	3	3
Operating and Service Income			
Fines and Penalties	1	1	1
Miscellaneous Income			
Fines and Penalties	0	2	2
Capital Revenue			
Scrap of Fixed Assets	11	0	0
Bureau of Agricultural Economics	3	1	1
Operating and Service Income			
Miscellaneous	2	1	1
Capital Revenue			
Scrap of Fixed Assets	1	0	0

Annex B.4

NONTAX REVENUE PROGRAM, BY COLLECTING DEPARTMENT/AGENCY, BY SOURCE, 1986 - 1988 (Continuation)
(In thousand pesos)

PARTICULARS	1986	1987	1988
Bureau of Agricultural Extension	2	2	0
Miscellaneous Income			
Miscellaneous	2	2	0
Bureau of Animal Industry	2,502	3,284	3,735
General Fund	2,382	3,210	3,660
Operating and Service Income	2,173	2,850	3,250
Government Services	1,560	2,100	2,400
Government Business Operations	517	750	850
Interest	95	0	0
Miscellaneous	1	0	0
Miscellaneous Income			
Miscellaneous	58	10	10
Capital Revenue			
Fixed Assets	151	350	400
Special Account in the General Fund Fund 102	120	74	75
Operating and Service Income	51	2	3
Interest	49	0	0
Fines and Penalties	2	2	3
Miscellaneous Income			
Miscellaneous	68	70	70
Capital Revenue			
Fixed Assets	1	2	2
Bureau of Fisheries and Aquatic Resources	3,942	2,970	3,200
General Fund			

Annex B.4

NONTAX REVENUE PROGRAM, BY COLLECTING DEPARTMENT/AGENCY, BY SOURCE, 1986 - 1988 (Continuation)
(In thousand pesos)

PARTICULARS	1986	1987	1988
Operating and Service Income	3,853	2,970	3,200
Government Services	1,788	1,835	2,000
Government Business Operations	843	665	700
Miscellaneous	1,222	470	500
Special Account in the General Fund Fund 102			
Operating and Service Income			
Miscellaneous	89	0	0
Fertilizer and Pesticide Authority	2,240	1,548	1,424
General Fund	26	0	0
Operating and Service Income	20	0	0
Interest	8	0	0
Insurance	12	0	0
Capital Revenue			
Fixed Assets	6	0	0
Special Account in the General Fund	2,214	1,548	1,424
Operating and Service Income			
Government Services	2,137	1,548	1,424
Interest	1	0	0
Fines and Penalties	76	0	0
Fiber Industry Development Authority	4,031	4,036	4,582
Operating and Service Income	3,903	4,036	4,582
Government Services	3,686	3,805	4,357
Miscellaneous	217	231	225
Miscellaneous Income	119	0	0
Reparations	85	0	0

Annex B.4

NONTAX REVENUE PROGRAM, BY COLLECTING DEPARTMENT/AGENCY, BY SOURCE, 1986 - 1988 (Continuation)
(In thousand pesos)

PARTICULARS	1986	1987	1988
Fines and Penalties	21	0	0
Miscellaneous	13	0	0
Capital Revenue			
Fixed Assets	9	0	0
National Agricultural and Fishery Council	21,506	11,050	8,030
General Fund	116	50	30
Operating and Service Income			
Government Services	116	50	30
Special Account in the General Fund	21,390	11,000	8,000
Fund 151 (with PNB as Trust Liability)			
Operating and Service Income	21,390	11,000	8,000
Interest	21,387	11,000	8,000
Miscellaneous	3	0	0
National Meat Inspection Commission	9,854	14,000	0
Operating and Service Income			
Government Services	9,799	13,748	0
Government Business Operations	55	252	0
DEPARTMENT OF BUDGET AND MANAGEMENT	27	28	13
Operating and Service Income			
Miscellaneous	27	28	13
NATIONAL ECONOMIC AND DEVELOPMENT AUTHORITY	13,732	27,457	19,065
Office of the Director-General	13,607	27,332	18,940
Fund 102 Grant (Training and Development Issues Project/USAID)	13,607	27,332	18,940

Annex B.4

NONTAX REVENUE PROGRAM, BY COLLECTING DEPARTMENT/AGENCY, BY SOURCE, 1986 - 1988 (Continuation)
(In thousand pesos)

PARTICULARS	1986	1987	1988
Tariff Commission	125	125	125
Operating and Service Income			
Miscellaneous	125	125	125
DEPARTMENT OF EDUCATION, CULTURE, AND SPORTS	87,958	100,800	101,938
Office of the Secretary	86,462	99,116	99,982
Office of the Secretary (Proper)	1,063	1,113	1,169
Operating and Service Income	1,060	1,113	1,169
Government Services	9	9	10
Rent (Jalandoni Estate)	1,051	1,104	1,159
Miscellaneous Income	3	0	0
Inventory Adjustments	1	0	0
Miscellaneous	2	0	0
Child and Youth Research Center	9	4	4
Operating and Service Income			
Miscellaneous	4	4	4
Miscellaneous Income			
Miscellaneous	5	0	0
Baguio Vocational Normal School	5	5	5
Operating and Service Income			
Miscellaneous	5	5	5
Bureau of Secondary Education	35	36	37
Operating and Service Income			
Government Services	35	36	37

Annex B.4

NONTAX REVENUE PROGRAM, BY COLLECTING DEPARTMENT/AGENCY, BY SOURCE, 1986 - 1988 (Continuation)

(In thousand pesos)

PARTICULARS	1986	1987	1988
Bureau of Higher Education	130	134	138
Operating and Service Income			
Government Services	91	95	99
Miscellaneous Income			
Miscellaneous	39	39	39
Food Service Training Laboratory	313	328	344
Operating and Service Income			
Government Services	4	4	4
Government Business Operations	309	324	340
National Education and Testing Center	16,216	13,557	13,557
Operating and Service Income			
Government Services	16,216	13,557	13,557
National Scholarship and Student Loan Center	326	345	375
Operating and Service Income			
Government Services	326	345	375
Program for Decentralized Educational Development (PRODED)	2	0	0
Special Account in the General Fund			
Fund 102			
Miscellaneous Income			
Miscellaneous	2	0	0
Instructional Materials Council	100	0	0
Miscellaneous Income			

Annex B.4

NONTAX REVENUE PROGRAM, BY COLLECTING DEPARTMENT/AGENCY, BY SOURCE, 1986 - 1988 (Continuation)
(In thousand pesos)

PARTICULARS	1986	1987	1988
Miscellaneous	100	0	0
Technical and Vocational Education Project (TVEP)	25	0	0
Miscellaneous Income			
Miscellaneous	25	0	0
Educational Development Project Implementing Task Force (EDPITAF)	95	0	0
Miscellaneous Income			
Miscellaneous	95	0	0
Regional Secondary and Higher Education	68,143	83,594	84,353
Operating and Service Income			
Government Services			
National Capital Region			
Higher Education	294	302	311
Secondary Education	431	448	466
Region I - Ilocos			
Higher Education	134	200	200
Secondary Education	12,003	14,863	15,407
Region II - Cagayan Valley			
Higher Education	98	107	144
Secondary Education	6,066	8,482	5,403
Region III - Central Luzon			
Higher Education	337	364	395
Secondary Education	6,267	6,803	7,613
Region IV - Southern Tagalog and Palawan			
Higher Education	1,136	1,066	1,079

Annex B.4

NONTAX REVENUE PROGRAM, BY COLLECTING DEPARTMENT/AGENCY, BY SOURCE, 1986 - 1988 (Continuation)
(In thousand pesos)

PARTICULARS	1986	1987	1988
Secondary Education	7,668	7,451	7,661
Region V - Bicol			
Higher Education	772	813	839
Secondary Education	5,164	5,950	6,080
Region VI - Western Visayas			
Higher Education	1,303	1,712	1,964
Secondary Education	11,048	15,596	17,415
Region VII - Central Visayas			
Higher Education	228	444	499
Secondary Education	977	1,400	1,230
Region VIII - Eastern Visayas			
Higher Education	685	845	708
Secondary Education	2,113	2,757	2,593
Region IX - Western Mindanao			
Higher Education	401	381	483
Secondary Education	1,126	1,995	1,911
Region X - Northern Mindanao			
Higher Education	328	500	463
Secondary Education	3,532	4,270	4,203
Region XI - Southeastern Mindanao			
Higher Education	0	0	0
Secondary Education	4,346	4,496	5,136
Region XII - Southern Mindanao			
Higher Education	157	176	256
Secondary Education	1,529	2,173	1,894
Institute of Philippine Languages	12	9	10

Annex B.4

NONTAX REVENUE PROGRAM, BY COLLECTING DEPARTMENT/AGENCY, BY SOURCE, 1986 - 1988 (Continuation)
(In thousand pesos)

PARTICULARS	1986	1987	1988
Income from Public Enterprises/Investments			
Miscellaneous	3	0	0
Miscellaneous Income	9	9	10
Inventory Adjustments	1	0	0
Miscellaneous	8	9	10
National Historical Institute	281	390	455
General Fund			
Miscellaneous Income			
Miscellaneous	86	170	180
Special Account in the General Fund			
Miscellaneous Income			
Contributions	195	220	275
National Library	350	371	411
Operating and Service Income	340	371	411
Government Services	329	360	400
Rent	6	6	6
Miscellaneous	5	5	5
Capital Revenue			
Fixed Assets	10	0	0
National Museum	227	264	365
Operating and Service Income			
Government Services	165	200	300
Miscellaneous Income			
Miscellaneous	62	64	65

Annex B.4

NONTAX REVENUE PROGRAM, BY COLLECTING DEPARTMENT/AGENCY, BY SOURCE, 1986 - 1988 (Continuation)
 (In thousand pesos)

PARTICULARS	1986	1987	1988
Records Management and Archives Office	626	650	715
Operating and Service Income	625	650	715
Government Services	331	350	385
Government Business Operations	292	300	330
Fines and Penalties	2	0	0
Miscellaneous Income			
Miscellaneous	1	0	0
STATE UNIVERSITIES AND COLLEGES	279,816	299,928	315,070
National Capital Region	197,289	206,806	217,203
Eulogio "Amang" Rodriguez Institute of Science and Technology	2,202	2,325	2,389
Operating and Service Income			
Government Services	2,012	2,072	2,134
Government Business Operations	85	144	144
Fines and Penalties	2	2	2
Miscellaneous	103	107	109
Philippine Merchant Marine Academy	146	155	166
Operating and Service Income			
Government Services	124	133	141
Miscellaneous	22	22	25
Philippine Normal College	5,783	5,550	5,936
Operating and Service Income	5,781	5,550	5,936
Government Services	4,668	4,481	4,794
Government Business Operations	1,043	1,000	1,069
Fines and Penalties	12	13	13
Miscellaneous	58	56	60
Income from Public Enterprises/Investments			

Annex B.4

NONTAX REVENUE PROGRAM, BY COLLECTING DEPARTMENT/AGENCY, BY SOURCE, 1986 - 1988 (Continuation)
(In thousand pesos)

PARTICULARS	1986	1987	1988
Dividends	2	0	0
Polytechnic University of the Philippines	24,669	25,900	27,200
Operating and Service Income	24,563	25,900	27,200
Government Services	23,083	24,339	25,561
Government Business Operations	1,180	1,244	1,307
Rent	300	317	332
Miscellaneous Income			
Miscellaneous	106	0	0
Rizal Technological Colleges	2,793	3,151	3,361
Operating and Service Income			
Government Services	2,712	3,059	3,263
Government Business Operations	53	60	64
Miscellaneous	28	32	34
Technological University of the Philippines	2,910	3,000	3,090
Operating and Service Income	2,902	3,000	3,090
Government Services	2,786	2,880	2,966
Government Business Operations	57	59	61
Fines and Penalties	28	29	30
Miscellaneous	31	32	33
Capital Revenue			
Fixed Assets	8	0	0
University of the Philippines - System	158,786	166,725	175,061
Operating and Service Income	142,914	150,059	157,562
Government Services	62,305	65,420	68,691
Government Business Operations	34,073	35,776	37,565
Rent	605	636	667
Interest	36,410	38,230	40,142
Fines and Penalties	1,254	1,317	1,383
Miscellaneous	8,267	8,680	9,114

Annex B.4

NONTAX REVENUE PROGRAM, BY COLLECTING DEPARTMENT/AGENCY, BY SOURCE, 1986 - 1988 (Continuation)
(In thousand pesos)

PARTICULARS	1986	1987	1988
Income from Public Enterprises/Investments	55	58	61
Interest on Loans	3	5	7
Dividends on Stocks	52	53	54
Miscellaneous Income	14,188	14,898	15,642
Sale of Scrap Construction Materials	7	8	8
Sale of Waste Materials	67	70	74
Miscellaneous	14,114	14,820	15,560
Capital Revenue	1,629	1,710	1,796
Scrap of Fixed Assets	926	972	1,021
Fixed Assets	703	738	775
Region I - Ilocos	10,955	11,898	12,707
Abra State Institute of Science and Technology	47	73	109
Operating and Service Income			
Government Services	47	73	109
Benguet State University	1,710	1,760	1,850
Operating and Service Income			
Government Services	1,710	1,760	1,850
Don Mariano Marcos Memorial State University	2,251	2,476	2,723
Operating and Service Income			
Government Services	2,251	2,476	2,723
Mariano Marcos State University	2,337	2,454	2,576
Operating and Service Income			
Government Services	2,337	2,454	2,576
Pangasinan State University	1,866	2,227	2,320

Annex B.4

NONTAX REVENUE PROGRAM, BY COLLECTING DEPARTMENT/AGENCY, BY SOURCE, 1986 - 1988 (Continuation)
(In thousand pesos)

PARTICULARS	1986	1987	1988
Operating and Service Income			
Government Services	1,866	2,227	2,320
University of Northern Philippines	2,744	2,908	3,129
Operating and Service Income			
Government Services	2,744	2,908	3,129
Region II - Cagayan Valley	5,653	7,110	6,380
Cagayan State University	1,932	2,028	2,131
Operating and Service Income			
Government Services	1,438	1,510	1,585
Government Business Operations	484	508	534
Fines and Penalties	5	5	6
Miscellaneous	5	5	6
Ifugao State College of Agriculture and Forestry	110	138	146
Operating and Service Income			
Government Services	103	129	136
Fines and Penalties	2	3	3
Miscellaneous	5	6	7
Isabela State University	2,214	2,324	2,441
Operating and Service Income			
Government Services	2,214	2,324	2,441
Nueva Vizcaya State Institute of Technology	672	1,778	741
Operating and Service Income			
Government Services	565	1,495	623
Government Business Operations	92	243	101

Annex B.4

NONTAX REVENUE PROGRAM, BY COLLECTING DEPARTMENT/AGENCY, BY SOURCE, 1986 - 1988 (Continuation)
(In thousand pesos)

PARTICULARS	1986	1987	1988
Fines and Penalties	6	16	7
Miscellaneous	9	24	10
Nueva Vizcaya State Polytechnic College	636	747	822
Operating and Service Income			
Government Services	636	747	822
Quirino State College	89	95	99
Operating and Service Income			
Government Services	16	17	18
Government Business Operations	26	28	29
Rent	4	4	4
Miscellaneous	43	46	48
Region III - Central Luzon	12,195	12,690	13,238
Bulacan College of Arts and Trade	1,190	1,226	1,262
Operating and Service Income			
Government Services	1,129	1,163	1,198
Government Business Operations	8	8	8
Miscellaneous	53	55	56
Central Luzon Polytechnic College	2,012	2,052	2,093
Operating and Service Income			
Government Services	1,922	1,960	1,999
Miscellaneous	90	92	94
Central Luzon State University	4,167	4,378	4,597
Operating and Service Income			
Government Services	4,167	4,378	4,597
Don Honorio Ventura College of Arts and Trade	1,319	1,385	1,454
Operating and Service Income			

Annex B.4

NONTAX REVENUE PROGRAM, BY COLLECTING DEPARTMENT/AGENCY, BY SOURCE, 1986 - 1988 (Continuation)
(In thousand pesos)

PARTICULARS	1986	1987	1988
Government Services	1,310	1,376	1,444
Fines and Penalties	4	4	4
Miscellaneous	5	5	6
Pampanga Agricultural College	422	435	457
Operating and Service Income			
Government Services	422	435	457
Tarlac College of Agriculture	504	514	540
Operating and Service Income			
Government Services	504	514	540
Tarlac College of Technology	2,336	2,448	2,571
Operating and Service Income			
Government Services	2,336	2,448	2,571
Western Luzon Agricultural College	245	252	264
Operating and Service Income			
Government Services	245	252	264
Region IV - Southern Tagalog and Palawan	8,216	9,332	10,443
Don Severino Agricultural College	425	408	461
Operating and Service Income			
Government Services	425	408	461
Laguna State Polytechnic College	372	506	557
Operating and Service Income			
Government Services	372	506	557
Marinduque Institute of Science and Technology	472	498	527

Annex B.4

NONTAX REVENUE PROGRAM, BY COLLECTING DEPARTMENT/AGENCY, BY SOURCE, 1986 - 1988 (Continuation)
(In thousand pesos)

PARTICULARS	1986	1987	1988
Operating and Service Income			
Government Services	472	498	527
Occidental Mindoro National College	618	954	1,181
Operating and Service Income			
Government Services	618	954	1,181
Pablo Borbon Memorial Institute of Technology	2,712	3,119	3,493
Operating and Service Income			
Government Services	2,712	3,119	3,493
Palawan National Agricultural College	429	456	485
Operating and Service Income			
Government Services	429	456	485
Palawan State College	2,338	2,549	2,804
Operating and Service Income			
Government Services	2,338	2,549	2,804
Rizal College of Agriculture and Technology	80	127	185
Operating and Service Income			
Government Services	80	127	185
Romblon State College	231	290	304
Operating and Service Income			
Government Services	231	290	304
Southern Luzon Polytechnic College	539	425	446
Operating and Service Income			
Government Services	539	425	446

Annex B.4

NONTAX REVENUE PROGRAM, BY COLLECTING DEPARTMENT/AGENCY; BY SOURCE, 1986 - 1988 (Continuation)
(In thousand pesos)

PARTICULARS	1986	1987	1988
Region V - Bicol	5,557	5,666	5,955
Bicol University	2,730	2,730	2,867
Operating and Service Income			
Government Services	2,629	2,629	2,761
Government Business Operations	34	34	36
Fines and Penalties	21	21	22
Miscellaneous	46	46	48
Camarines Sur Polytechnic College	40	46	53
Operating and Service Income			
Government Services	40	46	53
Camarines Sur State Agricultural College	604	634	666
Operating and Service Income			
Government Services	604	634	666
Catanduanes State College	2,183	2,256	2,369
Operating and Service Income			
Government Services	1,932	1,997	2,097
Government Business Operations	120	124	130
Rent	33	34	36
Miscellaneous	98	101	106
Region VI - Western Visayas	7,416	12,480	13,631
Iloilo State College of Fisheries	138	171	200
Operating and Service Income			
Government Services	109	135	158
Rent	12	15	17
Miscellaneous	17	21	25
Northern Iloilo Polytechnic State College	393	404	551

Annex B.4
NONTAX REVENUE PROGRAM, BY COLLECTING DEPARTMENT/AGENCY, BY SOURCE, 1986 - 1988 (Continuation)
(In thousand pesos)

PARTICULARS	1986	1987	1988
Operating and Service Income			
Government Services	345	355	484
Miscellaneous	48	49	67
Paglaum State College	817	1,082	1,358
Operating and Service Income			
Government Services	706	935	1,173
Miscellaneous	111	147	185
Panay State Polytechnic College	217	265	313
Operating and Service Income			
Government Services	217	265	313
Polytechnic State College of Antique	277	332	400
Operating and Service Income			
Government Services	277	332	400
West Visayas State University	4,360	8,891	9,341
Operating and Service Income			
Government Services	4,192	8,549	8,982
Government Business Operations	9	18	19
Fines and Penalties	9	18	19
Miscellaneous	150	306	321
Western Visayas College of Science and Technology	1,214	1,335	1,468
Operating and Service Income			
Government Services	1,214	1,335	1,468
Region VII - Central Visayas	4,689	4,689	4,860
Cebu State College	1,429	1,429	1,500
Operating and Service Income			

Annex B.4

NONTAX REVENUE PROGRAM, BY COLLECTING DEPARTMENT/AGENCY, BY SOURCE, 1986 - 1988 (Continuation)
(In thousand pesos)

PARTICULARS	1986	1987	1988
Government Services	1,359	1,359	1,426
Government Business Operations	31	31	33
Fines and Penalties	13	13	14
Miscellaneous	26	26	27
Cebu State College of Science and Technology	2,805	2,805	2,890
Operating and Service Income			
Government Services	2,805	2,805	2,890
Central Visayas Polytechnic College	455	455	470
Operating and Service Income			
Government Services	455	455	470
Region VIII - Eastern Visayas	8,934	9,302	9,738
Eastern Samar State College	212	233	256
Operating and Service Income			
Government Services	174	191	210
Government Business Operations	18	20	22
Fines and Penalties	8	9	10
Miscellaneous	12	13	14
Leyte Institute of Technology	2,079	2,224	2,380
Operating and Service Income			
Government Services	2,079	2,224	2,380
Leyte State College	2,264	2,309	2,355
Operating and Service Income			
Government Services	2,264	2,309	2,355
Naval Institute of Technology	245	245	250
Operating and Service Income			

Annex B.4

NONTAX REVENUE PROGRAM, BY COLLECTING DEPARTMENT/AGENCY, BY SOURCE 1986 - 1988 (Continuation)
(In thousand pesos)

PARTICULARS	1986	1987	1988
Government Services	245	245	250
Paloanpon Institute of Technology	814	854	897
Operating and Service Income			
Government Services	814	854	897
Samar State Polytechnic College	390	410	430
Operating and Service Income			
Government Services	390	410	430
Tiburcio Tancinco Memorial Institute of Science and Technology	341	352	369
Operating and Service Income			
Government Services	341	352	369
University of Eastern Philippines	1,160	1,160	1,195
Operating and Service Income			
Government Services	1,160	1,160	1,195
Visayas State College of Agriculture	1,429	1,515	1,606
Operating and Service Income			
Government Services	1,429	1,515	1,606
Region IX - Western Mindanao	6,384	6,492	6,641
Basilan State College	223	256	295
Operating and Service Income			
Government Services	206	245	287
Government Business Operations	17	11	8
Sulu State College	623	685	754
Operating and Service Income			

Annex B.4

NONTAX REVENUE PROGRAM, BY COLLECTING DEPARTMENT/AGENCY, BY SOURCE, 1986 - 1988 (Continuation)
(In thousand pesos)

PARTICULARS	1986	1987	1988
Government Services	574	635	704
Miscellaneous	49	50	50
MSU - Tawi-Tawi College of Technology and Oceanography	19	21	23
Operating and Service Income			
Government Services	13	15	16
Miscellaneous	6	6	7
Tawi-Tawi Regional Agricultural College	82	90	99
Operating and Service Income			
Government Services	82	90	99
Western Mindanao State University	5,237	5,240	5,240
Operating and Service Income			
Government Services	5,237	5,240	5,240
Zamboanga State College of Marine Sciences and Technology	200	200	230
Operating and Service Income			
Government Services	200	200	230
Region X - Northern Mindanao	4,195	4,386	4,423
Bukidnon State College	2,322	2,439	2,439
Operating and Service Income			
Government Services	2,269	2,439	2,439
Miscellaneous	53	0	0
Central Mindanao University	1,353	1,393	1,393
Operating and Service Income			
Government Services	1,009	1,393	1,393

Annex B.4

NONTAX REVENUE PROGRAM, BY COLLECTING DEPARTMENT/AGENCY, BY SOURCE, 1986 - 1988 (Continuation)
(In thousand pesos)

PARTICULARS	1986	1987	1988
Government Business Operations	274	0	0
Rent	70	0	0
Don Mariano Marcos Memorial Polytechnic State College	355	373	391
Operating and Service Income	-----	-----	-----
Government Services	355	373	391
Misamis Oriental State College of Agriculture and Technology	41	45	50
Operating and Service Income	-----	-----	-----
Government Services	41	45	50
Northern Mindanao State Institute of Science and Technology	124	136	150
Operating and Service Income	-----	-----	-----
Government Services	123	136	150
Capital Revenue			
Fixed Assets	1	0	0
Region XI - Southeastern Mindanao	1,206	1,266	1,329
Southern Philippines Agri-Business and Marine and Aquatic School of Technology	137	144	151
Operating and Service Income	-----	-----	-----
Government Services	137	144	151
University of Southeastern Philippines	1,069	1,122	1,178
Operating and Service Income	-----	-----	-----
Government Services	1,069	1,122	1,178
Region XII - Southern Mindanao	7,127	7,811	8,522

Annex B.4

NONTAX REVENUE PROGRAM, BY COLLECTING DEPARTMENT/AGENCY, BY SOURCE, 1986 - 1988 (Continuation)
(In thousand pesos)

PARTICULARS	1986	1987	1988
Cotabato Foundation College of Science and Technology	69	72	76
Operating and Service Income			
Government Services	69	72	76
Cotabato City State Polytechnic College	1,037	1,200	1,380
Operating and Service Income			
Government Services	1,037	1,200	1,380
Mindanao State University	1,333	1,485	1,657
MSU - Proper	533	612	705
Operating and Service Income			
Government Services	389	447	514
Government Business Operations	84	96	111
Miscellaneous	60	69	80
MSU - General Santos	606	667	734
Operating and Service Income			
Government Services	606	667	734
MSU - Institute of Fisheries Research and Development	86	90	95
Operating and Service Income			
Government Services	26	27	29
Government Business Operations	54	60	63
Fines and Penalties	5	2	2
Miscellaneous	1	1	1
MSU - Maguindanao Agricultural and Technical College	81	86	90
Operating and Service Income			
Government Services	62	66	69

Annex B.4

NONTAX REVENUE PROGRAM, BY COLLECTING DEPARTMENT/AGENCY, BY SOURCE, 1986 - 1988 (Continuation)
(In thousand pesos)

PARTICULARS	1986	1987	1988
Government Business Operations	19	20	21
MSU - Sulu Development and Technical College	27	30	33
Operating and Service Income			
Government Services	27	30	33
MSU - Iligan Institute of Technology	2,322	2,554	2,809
Operating and Service Income	1,529	1,681	1,849
Government Services	1,310	1,441	1,585
Government Business Operations	214	235	258
Fines and Penalties	5	5	6
Miscellaneous Income	793	873	960
Contributions	365	402	442
Miscellaneous	428	471	518
University of Southern Mindanao	2,366	2,500	2,600
Operating and Service Income			
Government Services	1,321	2,500	2,600
Government Business Operations	830	0	0
Miscellaneous	215	0	0
DEPARTMENT OF ENVIRONMENT AND NATURAL RESOURCES	71,352	73,878	89,573
Office of the Secretary	4,578	14,078	29,417
General Fund	47	8	8
Operating and Service Income			
Miscellaneous	2	8	8
Capital Revenue			
Fixed Assets	45	0	0

Annex B.4

NONTAX REVENUE PROGRAM, BY COLLECTING DEPARTMENT/AGENCY, BY SOURCE, 1986 - 1988 (Continuation)
(In thousand pesos)

PARTICULARS	1986	1987	1988
Special Account in the General Fund	4,531	14,070	29,409
Fund 102			
Miscellaneous Income			
Miscellaneous	2	0	0
Fund 151			
Grant (Palawan Integrated Area Development Project/EEC)	2,643	3,423	7,994
Fund 152			
Grant (Rainfed Resources Development/ Project/USAID 492-T-068)	0	10,647	21,415
Fund 153			
Grant - Local Donations for Reforestation Projects	1,886	0	0
Bureau of Forest Development	28,399	27,920	26,220
General Fund	24,971	26,220	26,220
Operating and Service Income	24,551	25,870	25,870
Government Services	23,618	24,920	24,920
Fines and Penalties	288	300	300
Miscellaneous	645	650	650
Miscellaneous Income	344	350	350
Sale of Goods/Merchandise Confiscated	307	310	310
Sale of Waste Materials	5	0	0
Miscellaneous	32	40	40
Capital Revenue	76	0	0
Fixed Assets	14	0	0
Scrap of Fixed Assets	62	0	0
Special Account in the General Fund	3,428	1,700	0

Annex B.4

NONTAX REVENUE PROGRAM, BY COLLECTING DEPARTMENT/AGENCY, BY SOURCE, 1986 - 1988 (Continuation)
(In thousand pesos)

PARTICULARS	1986	1987	1988
Fund 102			
Operating and Service Income			
Miscellaneous	4	0	0
Fund 151			
Grant (Asean-US Watershed Project)	3,225	1,700	0
Fund 152			
Grant (RP-Japan Commemorative Plan- tation for the International Year of the Forest)	199	0	0
Bureau of Lands	16,335	18,000	18,900
Operating and Service Income	12,056	13,500	14,175
Government Services	1,955	1,937	2,034
Government Business Operations	123	200	178
Interest	353	956	961
Rent	3,614	3,697	3,882
Miscellaneous	6,011	6,710	7,120
Miscellaneous Income			
Miscellaneous	850	1,000	1,050
Capital Revenue	3,429	3,500	3,675
Public Domain	3,421	3,490	3,665
Fixed Assets	8	10	10
Bureau of Mines and Geo-Sciences	13,533	3,893	4,115
General Fund	13,129	3,470	3,650
Operating and Service Income	2,267	3,180	3,280
Government Services	2,238	3,100	3,200
Interest	8	0	0
Rent	11	0	0
Miscellaneous	10	80	80

Annex B.4

NONTAX REVENUE PROGRAM, BY COLLECTING DEPARTMENT/AGENCY, BY SOURCE, 1986 - 1988 (Continuation)
(In thousand pesos)

PARTICULARS	1986	1987	1988
Miscellaneous Income	10,851	290	370
Sale of Waste Materials	13	40	50
Fines and Penalties	3	0	0
Miscellaneous	10,835	250	320
Capital revenue			
Fixed Assets	11	0	0
Special Account in the General Fund	404	423	465
Fund 151			
Income from Public Enterprises/Investments			
Royalties	404	423	465
Forest Research Institute	83	104	104
Operating and Service Income			
Rent	47	73	73
Miscellaneous Income	24	31	31
Sale of Waste Materials	4	5	5
Miscellaneous	20	26	26
Capital Revenue			
Fixed Assets	12	0	0
Mineral Reservations Development Board	5,203	5,217	5,739
General Fund	5,064	5,076	5,584
Income from Public Enterprises/Investments			
Royalties	5,006	5,076	5,584
Fines and Penalties	32	0	0
Miscellaneous	26	0	0
Special Account in the General Fund	139	141	155

Annex B.4

NONTAX REVENUE PROGRAM, BY COLLECTING DEPARTMENT/AGENCY, BY SOURCE, 1986 - 1988 (Continuation)
(In thousand pesos)

PARTICULARS	1986	1987	1988
Fund 151			
Income from Public Enterprises/Investments			
Royalties	139	141	155
National Mapping and Resource Information Authority	1,149	1,685	2,250
Operating and Service Income			
Government Services	3	503	1,004
Government Business Operations	1,086	1,074	1,086
Fines and Penalties	1	0	0
Miscellaneous	59	108	160
National Environmental Protection Council	33	208	55
Operating and Service Income			
Government Services	33	45	55
Grant (BLISS Waste Treatment Project - WHO)	0	163	0
National Pollution Control Commission	2,039	2,773	2,773
Operating and Service Income			
Government Services	2,039	2,773	2,773
DEPARTMENT OF FINANCE	1,674,892	2,335,705	2,732,400
Office of the Secretary	16	6	7
Operating and Service Income	6	5	5
Rent	2	3	3
Miscellaneous	4	2	2
Miscellaneous Income	10	1	2
Sale of Scrap of Construction Materials	8	0	0
Fines and Penalties	0	1	2
Miscellaneous	2	0	0

Annex B.4

NONTAX REVENUE PROGRAM, BY COLLECTING DEPARTMENT/AGENCY, BY SOURCE, 1986 - 1988 (Continuation)
(In thousand pesos)

PARTICULARS	1986	1987	1988
Bureau of Customs	133,917	140,000	155,000
Operating and Service Income			
Government Service	14,619	20,000	25,000
Miscellaneous Income	119,283	120,000	130,000
Sale of Goods/Merchandise Confiscated	81,584	81,600	88,400
Fines and Penalties	154	0	0
Miscellaneous	37,545	38,400	41,600
Capital Revenue			
Fixed Assets	15	0	0
Bureau of Internal Revenue	76,595	18,314	18,964
General Fund	55,207	14	14
Operating and Service Income	45,379	14	14
Rent	14	14	14
Miscellaneous	45,365	0	0
Miscellaneous Income			
Miscellaneous	9,828	0	0
Special Account in the General Fund	21,388	18,300	18,950
Fund 151			
Miscellaneous Income			
Fines and Penalties	3,705	0	0
Fund 153			
Miscellaneous Income			
Miscellaneous	17,683	18,300	18,950
Bureau of Local Government Finance	35,877	137,917	69,627

Annex B.4

NONTAX REVENUE PROGRAM, BY COLLECTING DEPARTMENT/AGENCY, BY SOURCE, 1986 - 1988 (Continuation)
(In thousand pesos)

PARTICULARS	1986	1987	1988
Grants (Local Resource Management/ USAID 492-T-067)	26,272	111,262	56,872
(Upland Access Project/USAID 492- T-068)	9,605	26,655	12,755
Bureau of the Treasury	1,426,945	2,037,749	2,486,916
Operating and Service Income	586,891	918,497	858,198
Government Services	17,136	13,424	12,082
Interest	569,755	905,073	846,116
Income from Public Enterprises/Investments	202,598	115,014	162,093
Interest on Bonds	3,204	7,951	7,938
Interest on Treasury Notes/Bills	25,762	2,955	2,955
Miscellaneous	8,206	0	0
Interest on loans	41,248	0	0
Dividends on Stocks	120,000	102,600	151,200
Interest on Promissory Notes	4,178	1,508	0
Extraordinary Income	274,741	921,634	1,323,634
Government Share from MIAA Profits	0	276,114	371,492
Miscellaneous	274,741	645,520	952,142
Miscellaneous Income	362,715	82,604	142,991
Gain on Foreign Exchange Rates	185,056	0	0
Contributions	46,521	82,604	142,991
Miscellaneous	131,138	0	0
Economic Intelligence and Investigation Bureau	9	0	0
Miscellaneous Income			
Miscellaneous	9	0	0
Insurance Commission	1,491	1,674	1,841
Operating and Service Income			

Annex B.4

NONTAX REVENUE PROGRAM, BY COLLECTING DEPARTMENT/AGENCY, BY SOURCE, 1986 - 1988 (Continuation)
(In thousand pesos)

PARTICULARS	1986	1987	1988
Government Services	801	981	1,079
Fines and Penalties	277	148	163
Miscellaneous	413	545	599
National Tax Research Center	42	45	45
Miscellaneous Income			
Miscellaneous	42	45	45
DEPARTMENT OF FOREIGN AFFAIRS	647,220	710,272	781,300
Office of the Secretary			
Operating and Service Income	645,702	710,272	781,300
Government Services	620,369	682,406	750,647
Interest	25,333	27,866	30,653
Capital Revenue			
Fixed Assets	8	0	0
Miscellaneous Income	1,510	0	0
Gain on Foreign Exchange Rates	13	0	0
Contributions	5	0	0
Miscellaneous	1,492	0	0
DEPARTMENT OF HEALTH	123,278	188,911	215,143
Office of the Secretary	114,338	179,814	213,942
Office of the Secretary (Proper)	341	54,170	70,337
Operating and Service Income			
Miscellaneous	341	350	358
Grant (Primary Health Care Financing Project/USAID 492-U-070)	0	53,820	69,979
Cancer Control Center	231	260	265

Annex B.4

NONTAX REVENUE PROGRAM, BY COLLECTING DEPARTMENT/AGENCY, BY SOURCE, 1986 - 1988 (Continuation)
(In thousand pesos)

PARTICULARS	1986	1987	1988
Operating and Service Income			
Government Services	231	260	265
Dermatology Research Training Service	168	168	168
Fund 151			
Operating and Service Income			
Government Services	168	168	168
Special Hospitals	19,036	20,636	23,335
Operating and Service Income			
Government Business Operations			
Jose R. Reyes Memorial Medical Center	4,057	4,260	4,305
Rizal Medical Center	2,050	2,426	2,484
East Avenue Medical Center	2,597	2,857	2,977
Quirino Memorial General Hospital	1,093	1,141	1,195
Tondo Medical Center	0	0	1,985
Jose Fabella Memorial Hospital	1,432	1,526	1,599
National Children's Hospital	484	580	585
National Center for Mental Health	3,191	3,257	3,257
National Orthopedic Hospital and Rehabilitation Medicine Center	3,263	3,589	3,948
San Lazaro Hospital	869	1,000	1,000
Regional Health Offices	84,498	94,853	109,534
Operating and Service Income			
Government Business Operations			
Region I	8,828	9,109	10,553
Region II	3,206	4,559	4,756
Region III	11,372	12,295	13,218
Region IV	12,515	15,680	16,021
Region V	4,299	5,903	6,271
Region VI	16,250	16,747	17,651
Region VII	7,680	8,600	9,171
Region VIII	4,553	5,022	5,245

Annex B.4

NONTAX REVENUE PROGRAM, BY COLLECTING DEPARTMENT/AGENCY, BY SOURCE, 1986 - 1988 (Continuation)
(In thousand pesos)

PARTICULARS	1986	1987	1988
Region IX	2,606	3,136	3,764
Region X	5,231	5,536	5,877
Region XI	6,135	6,266	6,443
Region XII	1,823	2,000	2,012
Nationwide	0	0	8,552
Bureau of Food and Drugs	4,349	3,866	4,349
Operating and Service Income			
Government Services	4,302	3,848	4,305
Miscellaneous Income			
Miscellaneous	47	18	44
Bureau of Research and Laboratories	160	215	180
Operating and Service Income			
Government Services	160	215	180
Bureau of Quarantine	5,296	5,314	5,442
Operating and Service Income			
Government Services	5,296	5,314	5,442
Research Institute for Tropical Medicine	259	332	332
Operating and Service Income			
Government Services	259	332	332
Dangerous Drugs Board	1,117	1,097	1,156
General Fund	267	247	306
Operating and Service Income			
Government Services	168	220	207
Miscellaneous Income			
Miscellaneous	99	27	99

Annex B.4

NONTAX REVENUE PROGRAM, BY COLLECTING DEPARTMENT/AGENCY, BY SOURCE, 1986 - 1988 (Continuation)
(In thousand pesos)

PARTICULARS	1986	1987	1988
Special Account in the General Fund	850	850	850
Fund 151			
Operating and Service Income			
Government Services	850	850	850
Philippine Medical Care Commission	7,823	8,000	45
Operating and Service Income			
Government Services	7,782	7,958	0
Miscellaneous Income			
Miscellaneous	41	42	45
DEPARTMENT OF JUSTICE	172,139	168,603	167,606
Office of the Secretary	29	29	29
Operating and Service Income			
Miscellaneous	21	22	22
Miscellaneous Income	8	7	7
Inventory Adjustments	7	7	7
Sale of Waste Materials	1	0	0
Bureau of Prisons	1,400	1,265	1,265
Operating and Service Income			
Rent	1,201	1,200	1,200
Miscellaneous	70	20	20
Miscellaneous Income			
Fines and Penalties	129	45	45
Citizens' Legal Assistance Office	2	0	0

Annex B.4

NONTAX REVENUE PROGRAM, BY COLLECTING DEPARTMENT/AGENCY, BY SOURCE, 1986 - 1988 (Continuation)
(In thousand pesos)

PARTICULARS	1986	1987	1988
Capital Revenue			
Fixed Assets	2	0	0
Commission on Immigration and Deportation	59,542	59,000	58,000
Operating and Service Income			
Government Services	58,833	58,390	57,335
Fines and Penalties	697	600	650
Miscellaneous	12	10	15
National Bureau of Investigation	34,172	32,060	32,060
Operating and Service Income			
Government Services	34,083	32,000	32,000
Capital Revenue			
Fixed Assets	1	0	0
Miscellaneous Income			
Miscellaneous	88	60	60
National Land Titles and Deeds Registration Administration	76,648	76,000	76,000
Operating and Service Income	76,644	76,000	76,000
Government Services	76,641	76,000	76,000
Fines and Penalties	3	0	0
Miscellaneous Income			
Fines and Penalties	1	0	0
Capital Revenue			
Fixed Assets	3	0	0
Office of the Government Corporate Counsel	79	9	12

Annex B.4

NONTAX REVENUE PROGRAM, BY COLLECTING DEPARTMENT/AGENCY, BY SOURCE, 1986 - 1988 (Continuation)
(In thousand pesos)

PARTICULARS	1986	1987	1988
Operating and Service Income			
Government Services	78	9	12
Capital Revenue			
Fixed Assets	1	0	0
Commission on the Settlement of Land Problems	29	0	0
Miscellaneous Income			
Miscellaneous	29	0	0
Office of the Solicitor General	238	240	240
Operating and Service Income			
Government Services	1	2	2
Government Business Operations	218	220	220
Miscellaneous	19	18	18
DEPARTMENT OF LABOR AND EMPLOYMENT	70,828	72,287	80,579
Office of the Secretary	1,020	1,066	1,066
Operating and Service Income			
Government Services	999	1,045	1,045
Miscellaneous	21	21	21
National Labor Relations Commission	133	138	143
Operating and Service Income			
Government Services	133	138	143
National Manpower and Youth Council	304	133	152
Operating and Service Income	41	31	22
Government Services	3	0	0
Miscellaneous	38	31	22

Annex B.4

NONTAX REVENUE PROGRAM, BY COLLECTING DEPARTMENT/AGENCY, BY SOURCE, 1986 - 1988 (Continuation)
(In thousand pesos)

PARTICULARS	1986	1987	1988
Miscellaneous Income			
Miscellaneous	241	73	90
Capital Revenue			
Scrap of Fixed Assets	22	29	40
National Maritime Polytechnic	145	870	378
Operating and Service Income			
Government Services	145	870	378
National Productivity Commission	58	80	240
Miscellaneous Income			
Miscellaneous	58	80	240
Philippine Overseas Employment Administration	69,168	70,000	78,600
Operating and Service Income			
Government Services	69,168	70,000	78,600
DEPARTMENT OF LOCAL GOVERNMENT	4,128	3,976	56,416
Office of the Secretary			
General Fund	273	46	46
Operating and Service Income	200	46	46
Interest	106	0	0
Rent	92	46	46
Miscellaneous	2	0	0
Miscellaneous Income			
Miscellaneous	8	0	0
Capital Revenue			

Annex B.4

NONTAX REVENUE PROGRAM, BY COLLECTING DEPARTMENT/AGENCY, BY SOURCE, 1986 - 1988 (Continuation)
(In thousand pesos)

PARTICULARS	1986	1987	1988
Scrap of Fixed Assets	65	0	0
Special Account in the General Fund	3,855	3,930	56,370
Fund 102			
Operating and Service Income	604	430	430
Interest	172	0	0
Miscellaneous Income	432	430	430
Fund 151			
Income from Public Enterprises/Investments			
Interest on loans	3,251	3,500	3,800
Grant (Rural Water Supply and Sanitation Project/USAID)	0	0	52,140
DEPARTMENT OF NATIONAL DEFENSE	443,903	460,474	470,927
Office of the Secretary	48	37	37
Miscellaneous Income			
Miscellaneous	48	37	37
National Defense College of the Philippines	8	0	0
Miscellaneous Income			
Fines and Penalties	8	0	0
Government Arsenal	1,016	1,000	1,000
Operating and Service Income	103	102	102
Government Business Operations	78	77	77
Trading and Production	25	25	25
Miscellaneous Income			

Annex B.4
 NONTAX REVENUE PROGRAM, BY COLLECTING DEPARTMENT/AGENCY, BY SOURCE, 1986 - 1988 (Continuation)
 (In thousand pesos)

PARTICULARS	1986	1987	1988
Fines and Penalties	913	898	898
Integrated National Police	433,845	450,000	460,000
Miscellaneous Income	140	0	0
Fines and Penalties	49	0	0
Miscellaneous	91	0	0
Contributions	433,705	450,000	460,000
Philippine Veterans Affairs Office	175	185	195
Philippine Veterans Affairs Office (Proper)	5	5	5
Miscellaneous Income			
Miscellaneous	2	2	2
Capital Revenue			
Scrap of Fixed Assets	3	3	3
Military Shrines Services	170	180	190
Operating and Service Income			
Government Business Operations	170	180	190
Veterans Memorial Medical Center	8,811	9,252	9,695
Operating and Service Income			
Government Business Operations	8,420	8,841	9,284
Miscellaneous	391	411	411
DEPARTMENT OF PUBLIC WORKS AND HIGHWAYS	137,575	166,786	146,997
Office of the Secretary	137,206	166,376	146,579
General Fund	133,771	139,021	141,656
Operating and Service Income	126,232	130,211	132,846

Annex B.4

NONTAX REVENUE PROGRAM, BY COLLECTING DEPARTMENT/AGENCY, BY SOURCE, 1986 - 1988 (Continuation)
(In thousand pesos)

PARTICULARS	1986	1987	1988
Government Services	1,763	2,950	2,950
Government Business Operations	123,531	126,000	128,507
Interest	8	43	43
Insurance	12	0	0
Rent	1	178	178
Trading and Production	27	0	0
Fines and Penalties	6	42	42
Miscellaneous	884	998	1,126
Income from Public Enterprises/Investments	95	0	0
Gain on Sale of Acquired Assets/Stocks	77	0	0
Miscellaneous	18	0	0
Miscellaneous Income	2,489	4,253	4,253
Sale of Waste Materials	16	250	250
Fines and Penalties	13	55	55
Miscellaneous	2,460	3,948	3,948
Capital Revenue	4,955	4,557	4,557
Fixed Assets	4,259	4,000	4,000
Scrap of Fixed Assets	696	557	557
Special Account in the General Fund	3,435	27,355	4,923
Fund 154			
Miscellaneous Income			
Sale of Waste Materials	61	68	68
Fund 102	186	21,668	174
Operating and Service Income	172	165	170
Government Services	164	165	170
Fines and Penalties	8	0	0
Miscellaneous Income	14	3	4
Fines and Penalties	12	0	0
Miscellaneous	2	3	4

Annex B.4

NONTAX REVENUE PROGRAM, BY COLLECTING DEPARTMENT/AGENCY, BY SOURCE, 1986 - 1988 (Continuation)
(In thousand pesos)

PARTICULARS	1986	1987	1988
Grant (Northern Samar Integrated Rural Development Project/ADAB)	0	21,500	0
Fund 103	562	619	681
Operating and Service Income	281	310	341
Government Services	157	173	190
Miscellaneous	124	137	151
Miscellaneous Income			
Miscellaneous	281	309	340
Fund 151 - National Building Code of the Philippines			
Miscellaneous Income			
Miscellaneous	2,626	5,000	4,000
National Water Resources Council	369	410	418
Operating and Service Income			
Government Services	369	410	418
DEPARTMENT OF SCIENCE AND TECHNOLOGY	7,040	63,415	46,590
Office of the Secretary	337	375	417
Operating and Service Income			
Rent	3	7	9
Miscellaneous Income	331	364	401
Fines and Penalties	1	1	1
Miscellaneous	330	363	400
Capital Revenue			
Fixed Assets	3	4	7

Annex B.4

NONTAX REVENUE PROGRAM, BY COLLECTING DEPARTMENT/AGENCY, BY SOURCE, 1986 - 1988 (Continuation)
(In thousand pesos)

PARTICULARS	1986	1987	1988
Food and Nutrition Research Institute	57	80	0
Operating and Service Income			
Miscellaneous	49	80	0
Capital Revenue			
Scrap of Fixed Assets	8	0	0
Forest Products Research and Development Institute	75	115	85
Operating and Service Income			
Government Services	28	43	30
Miscellaneous	47	72	55
Industrial Technology Institute	1,219	2,000	2,500
Operating and Service Income	1,219	1,975	2,455
Government Services	716	1,825	2,030
Miscellaneous	503	150	425
Capital Revenue			
Fixed Assets	0	25	45
Philippine Atmospheric, Geophysical, and Astronomical Services Administration	43	52	63
Operating and Service Income			
Government Services	33	40	48
Miscellaneous	10	12	15
Philippine Council for Agriculture, Forestry, and Natural Resources Research and Development	1,559	39,728	38,784
Income from Public Enterprises/Investments			
Royalties	34	41	49
Miscellaneous	25	28	30

Annex B.4

NONTAX REVENUE PROGRAM, BY COLLECTING DEPARTMENT/AGENCY, BY SOURCE, 1986 - 1988 (Continuation)
(In thousand pesos)

PARTICULARS	1986	1987	1988
Sale of Waste Materials	13	15	16
Miscellaneous	12	13	14
Grants	1,500	39,659	38,705
Carabao Research and Development Center/ (UNDP Grant PHI 78/017)	0	4,937	5,951
Rainfed Resources Research Development/ (USAID Loan 492-T-068A)	1,500	29,995	30,000
Rainfed Resources Research Development/ Biotechnical Research (USAID 492-T-068)	0	4,727	0
Technology, Printing and Dissemination Scheme for Regions (UNDP Grant PHI 87/006)	0	0	2,754
Philippine Council for Health Research and Development	1,472	18,650	2,000
Special Accounts in the General Fund			
Fund 151			
Grant (Primary Health Care/USAID 492-0371)	1,472	18,650	2,000
Philippine Nuclear Research Institute	1,706	1,805	2,131
General Fund	137	0	0
Miscellaneous Income			
Miscellaneous	137	0	0
Special Account in the General Fund	1,569	1,805	2,131
Fund 151	1,308	1,440	1,583
Operating and Service Income	1,302	1,433	1,576
Government Services	131	144	158
Government Business Operations	813	894	984
Miscellaneous	358	395	434

Annex B.4

NONTAX REVENUE PROGRAM, BY COLLECTING DEPARTMENT/AGENCY, BY SOURCE, 1986 - 1988 (Continuation)
(In thousand pesos)

PARTICULARS	1986	1987	1988
Miscellaneous Income			
Miscellaneous	6	7	7
Fund 152			
Grant (International Atomic Energy Agency Contract)	261	365	548
Philippine Science High School	175	210	210
Operating and Service Income			
Government Services	167	166	166
Miscellaneous Income	7	44	44
Fines and Penalties	6	8	8
Miscellaneous	1	36	36
Income from Public Enterprises/Investments			
Dividends on Stocks	1	0	0
Philippine Textile Research Institute	397	400	400
Operating and Service Income			
Miscellaneous	395	400	400
Income from Public Enterprises/Investments			
Dividends on Stocks	2	0	0
DEPARTMENT OF SOCIAL WELFARE AND DEVELOPMENT	34,303	145,008	32,028
Office of the Secretary	5,391	5,185	448
General Fund	414	410	448
Operating and Service Income			
Miscellaneous	381	400	438
Capital Revenue			

Annex B.4
 NONTAX REVENUE PROGRAM, BY COLLECTING DEPARTMENT/AGENCY, BY SOURCE, 1986 - 1988 (Continuation)
 (In thousand pesos)

PARTICULARS	1986	1987	1988
Scrap Fixed Assets	8	0	0
Extraordinary Income	16	0	0
Miscellaneous Income	9	10	10
Special Account in the General Fund			
Fund 151			
Grant (Strengthening the Early Childhood Enrichment in Day Care Services/UNICEF)	4,977	4,775	0
Commission on Population	28,682	95,821	31,575
Special Account in the General Fund			
Fund 151			
Capital Revenue			
Fixed Assets	27	15	15
Grant (Population Planning Project III/USAID)	28,655	95,806	31,560
National Council for the Welfare of Disabled Persons	2	2	2
Miscellaneous Income			
Miscellaneous	2	2	2
National Nutrition Council	228	44,000	3
General Fund	2	3	3
Miscellaneous Income			
Fines and Penalties	1	2	2
Miscellaneous	1	1	1
Special Account in the General Fund	226	43,997	0

Annex B.4.

NONTAX REVENUE PROGRAM, BY COLLECTING DEPARTMENT/AGENCY, BY SOURCE; 1986 - 1988 (Continuation)
(In thousand pesos)

PARTICULARS	1986	1987	1988
Fund 151			
Grant (UNICEF)	226	2,000	0
Fund 152			
Grant (UN - FAO)	0	41,997	0
DEPARTMENT OF TOURISM	3,444	3,550	3,720
Office of the Secretary	25	0	0
Operating and Service Income			
Miscellaneous	25	0	0
Bureau of Tourism Services	3,419	3,550	3,720
Operating and Service Income			
Government Services	3,090	3,100	3,250
Fines and Penalties	319	320	330
Miscellaneous	10	130	140
DEPARTMENT OF TRADE AND INDUSTRY	28,633	65,550	137,783
Office of the Secretary	19,469	56,058	128,891
General Fund	18,712	18,832	18,844
Operating and Service Income	18,549	18,664	18,676
Government Services	18,169	18,200	18,212
Fines and Penalties	239	240	240
Interest	24	24	24
Miscellaneous	117	200	200
Miscellaneous Income	163	168	168
Gain on Foreign Exchange Rates	1	1	1
Fines and Penalties	151	155	155
Miscellaneous	11	12	12

Annex B.4

NONTAX REVENUE PROGRAM, BY COLLECTING DEPARTMENT/AGENCY, BY SOURCE, 1986 - 1988 (Continuation)
(In thousand pesos)

PARTICULARS	1986	1987	1988
Special Account in the General Fund	757	37,226	110,047
Fund 102 (IBRD Loan 1903-PH)			
Miscellaneous Income			
Gain on Foreign Exchange Rates	154	0	0
Grant (Bureau of Small and Medium Enterprise Development Project/ USAID 492-T-071)	0	36,620	109,429
Fund 151 (Export Development Fund)			
Operating and Service Income			
Government Services	164	166	168
Fund 152 (Coffee Export Fund)			
Operating and Service Income			
Government Services	439	440	450
Board of Investments	4,696	5,000	5,000
Operating and Service Income	4,694	4,998	4,998
Government Services	3,648	3,884	3,884
Fines and Penalties	997	1,062	1,062
Miscellaneous	49	52	52
Miscellaneous Income			
Fines and Penalties	2	2	2
Construction Industry Authority of the Philippines	3,865	3,820	3,820
General Fund	1	0	0
Miscellaneous Income			
Gain on Foreign Exchange Rates	1	0	0

Annex B.4

NONTAX REVENUE PROGRAM, BY COLLECTING DEPARTMENT/AGENCY, BY SOURCE, 1986 - 1988 (Continuation)
(In thousand pesos)

PARTICULARS	1986	1987	1988
Special Account in the General Fund	3,864	3,820	3,820
Fund 102 (CMDC)			
Operating and Service Income			
Miscellaneous	45	0	0
Fund 151			
Operating and Service Income	3,761	3,760	3,760
Government Services	2,954	3,600	3,600
Fines and Penalties	757	160	160
Miscellaneous	50	0	0
Miscellaneous Income			
Miscellaneous	58	60	60
Product Development and Design Center of the Philippines	33	72	72
Operating and Service Income			
Government Business Operations	16	30	30
Fines and Penalties	6	3	3
Miscellaneous	11	39	39
Technology Transfer Board	570	600	0
Operating and Service Income			
Government Services	154	170	0
Fines and Penalties	189	200	0
Miscellaneous	227	230	0
DEPARTMENT OF TRANSPORTATION AND COMMUNICATIONS	1,792,645	1,804,708	2,068,001
Office of the Secretary	1,076	4,658	4,658
Operating and Service Income			
Rent	1,075	4,658	4,658

Annex B.4
NONTAX REVENUE PROGRAM, BY COLLECTING DEPARTMENT/AGENCY, BY SOURCE, 1986 - 1988 (Continuation)
(In thousand pesos)

PARTICULARS	1986	1987	1988
Capital Revenue			
Fixed Assets	1	0	0
Bureau of Posts	562,605	602,386	704,791
Operating and Service Income	562,430	602,180	704,549
Government Services	562,327	602,059	704,409
Fines and Penalties	4	5	6
Miscellaneous	99	116	134
Miscellaneous Income	158	185	217
Sale of Waste Materials	1	1	2
Fines and Penalties	153	179	209
Miscellaneous	4	5	6
Capital Revenue			
Fixed assets	17	21	25
Bureau of Telecommunications	18,090	37,841	41,625
Operating and Service Income	17,110	37,755	41,530
Government Services	72	964	1,060
Government Business Operations	17,038	36,791	40,470
Miscellaneous Income	180	86	95
Sale of Waste Materials	1	0	0
Fines and Penalties	94	0	0
Miscellaneous	85	86	95
Capital Revenue			
Fixed Assets	800	0	0
Bureau of Air Transportation	98,187	105,997	110,340
Operating and Service Income			
Government Services	5,684	6,623	10,018

Annex B.4

NONTAX REVENUE PROGRAM, BY COLLECTING DEPARTMENT/AGENCY, BY SOURCE, 1986 - 1988 (Continuation)
(In thousand pesos)

PARTICULARS	1986	1987	1988
Government Business Operations	91,537	99,218	100,166
Fines and Penalties	53	12	12
Miscellaneous	913	144	144
Land Transportation Commission	1,092,409	1,041,049	1,166,166
Operating and Service Income	1,083,504	1,032,918	1,157,646
Government Services	985,431	929,871	1,043,035
Fines and Penalties	67,655	91,202	98,768
Miscellaneous	30,418	11,845	15,843
Income from Public Enterprises/Investments	1	0	0
Dividends on Stocks	1	0	0
Miscellaneous Income			
Miscellaneous	8,904	8,131	8,520
Maritime Industry Authority	8,070	10,212	30,221
Operating and Service Income	8,060	10,196	30,203
Government Services	6,966	8,596	28,443
Fines and Penalties	163	282	310
Miscellaneous	931	1,318	1,450
Miscellaneous Income			
Miscellaneous	10	16	18
National Telecommunications Commission	12,208	2,565	10,200
Miscellaneous Income			
Miscellaneous	12,208	2,565	10,200
OTHER EXECUTIVE OFFICES	245,840	318,512	247,586
Energy Regulatory Board	7,995	8,422	8,589
General Fund	1	0	0

Annex B.4

NONTAX REVENUE PROGRAM, BY COLLECTING DEPARTMENT/AGENCY, BY SOURCE, 1986 - 1988 (Continuation)
(In thousand pesos)

PARTICULARS	1986	1987	1988
Miscellaneous Income			
Miscellaneous	1	0	0
Special Account in the General Fund	7,994	8,422	8,589
Fund 151			
Operating and Service Income			
Government Business Operations	7,921	8,422	8,589
Miscellaneous Income			
Fines and Penalties	73	0	0
Commission on Filipinos Overseas	473	500	500
Operating and Service Income			
Government Services	473	500	500
Games and Amusement Board	413	582	600
Operating and Service Income			
Government Services	335	570	583
Income from Public Enterprises/Investments			
Dividends on Stocks	1	1	1
Miscellaneous Income	75	11	16
Fines and Penalties	10	8	10
Miscellaneous	65	3	6
Capital Revenue			
Fixed Assets	2	0	0
General Services Administration	31,684	124,844	27,590
Office of the Administrator (Proper)	0	264	0

Annex B.4
 NONTAX REVENUE PROGRAM, BY COLLECTING DEPARTMENT/AGENCY, BY SOURCE, 1986 - 1988 (Continuation)
 (In thousand pesos)

PARTICULARS	1986	1987	1988
Operating and Service Income			
Government Business Operations	0	264	0
Office of the Administrator (Civil Aircraft Office)	0	90,000	0
Capital Revenue			
Fixed Assets	0	90,000	0
Building Services and Real Property Management Office	8,848	8,915	0
Operating and Service Income	8,222	8,265	0
Interest	126	140	0
Rent	4,381	4,400	0
Insurance	3,499	3,500	0
Fines and Penalties	31	35	0
Miscellaneous	185	190	0
Capital Revenue			
Fixed Assets	626	650	0
National Printing Office	22,726	25,535	27,590
Operating and Service Income			
Government Services	6,847	8,000	9,000
Government Business Operations	15,483	17,000	18,000
Fines and Penalties	26	35	40
Miscellaneous	370	500	550
Supply Coordination Office	110	130	0
Operating and Service Income			
Miscellaneous	110	130	0
Housing and Urban Development Coordinating Council	4,566	6,022	7,028
Housing and Land Use Regulatory Board			

Annex B.4

NONTAX REVENUE PROGRAM, BY COLLECTING DEPARTMENT/AGENCY, BY SOURCE, 1986 - 1988 (Continuation)

(In thousand pesos)

PARTICULARS	1986	1987	1988
General Fund	17	22	28
Miscellaneous Income			
Miscellaneous	7	10	12
Capital Revenue			
Fixed Assets	10	12	16
Special Account in the General Fund	4,549	6,000	7,000
Fund 151			
Operating and Service Income			
Government Services	4,265	5,407	6,309
Fines and Penalties	283	592	690
Miscellaneous	1	1	1
Movie and Television Review and Classification Board	1,261	4,255	3,112
Operating and Service Income	1,260	4,255	3,112
Government Services	1,020	3,985	2,517
Fines and Penalties	213	250	575
Interest Income	27	20	20
Capital Revenue			
Fixed Assets	1	0	0
National Commission on the Role of Filipino Women	5	0	0
Operating and Service Income			
Miscellaneous	5	0	0
National Computer Center	606	949	853
Operating and Service Income			

Annex B.4

NONTAX REVENUE PROGRAM, BY COLLECTING DEPARTMENT/AGENCY, BY SOURCE, 1986 - 1988 (Continuation)
(In thousand pesos)

PARTICULARS	1986	1987	1988
Government Services	580	900	800
Miscellaneous Income	26	49	53
Fines and Penalties	5	12	12
Sale of Waste Materials	0	2	2
Miscellaneous	21	35	39
National Police Commission	976	1,300	1,800
Operating and Service Income			
Government Services	849	1,000	1,300
Miscellaneous	127	300	500
National Statistical Coordinating Board	4,468	4,500	4,570
National Statistics Office			
Operating and Service Income	4,040	4,100	4,150
Government Services	4,032	4,100	4,150
Rent	8	0	0
Miscellaneous Income	414	400	420
Fines and Penalties	16	0	0
Miscellaneous	398	400	420
Capital Revenue			
Fixed Assets	14	0	0
Office of Energy Affairs	142,939	110,526	120,073
Office of the Executive Director	14	0	0
General Fund	2	0	0
Miscellaneous Income			
Miscellaneous	2	0	0
Special Account in the General Fund	12	0	0

Annex B.4

NONTAX REVENUE PROGRAM, BY COLLECTING DEPARTMENT/AGENCY, BY SOURCE, 1986 - 1988 (Continuation)
(In thousand pesos)

PARTICULARS	1986	1987	1988
Fund 151			
Operating and Service Income			
Government Services	11	0	0
Government Business Operations	1	0	0
Bureau of Energy Development	142,322	109,868	119,415
General Fund	107	2	2
Operating and Service Income			
Miscellaneous	2	2	2
Capital Revenue			
Scrap of Fixed Assets	105	0	0
Special Accounts in the General Fund	142,215	109,866	119,413
Fund 102			
Operating and Service Income			
Miscellaneous	1,924	0	0
Fund 151	140,291	109,866	119,413
Operating and Service Income			
Trading and Production	139,100	108,498	117,926
Income from Public Enterprises/Investments	1,191	1,368	1,487
Royalties	7	0	0
Miscellaneous	1,184	1,368	1,487
Bureau of Energy Utilization	603	658	658
General Fund	2	2	2
Operating and Service Income			
Miscellaneous	2	2	2

Annex B.4

NONTAX REVENUE PROGRAM, BY COLLECTING DEPARTMENT/AGENCY, BY SOURCE, 1986 - 1988 (Continuation)
(In thousand pesos)

PARTICULARS	1986	1987	1988
Special Account in the General Fund	601	656	656
Fund 102			
Operating and Service Income			
Miscellaneous	1	1	1
Fund 151			
Operating and Service Income	600	655	655
Fines and Penalties	141	150	150
Miscellaneous	459	505	505
Philippine Gamefowl Commission	5,501	6,985	7,684
Operating and Service Income			
Government Services	5,481	6,985	7,684
Fines and Penalties	19	0	0
Miscellaneous	1	0	0
Philippine Information Agency	596	657	720
Operating and Service Income			
Rent	16	18	19
Miscellaneous Income			
Miscellaneous	580	639	701
Philippine Racing Commission	7,404	8,359	8,718
Operating and Service Income	7,394	8,359	8,718
Government Services	7,166	8,009	8,365
Insurance	138	250	250
Fines and Penalties	80	88	90
Miscellaneous	10	12	13
Capital Revenue			

Annex B.4

NONTAX REVENUE PROGRAM, BY COLLECTING DEPARTMENT/AGENCY, BY SOURCE, 1986 - 1988 (Continuation)

(In thousand pesos)

PARTICULARS	1986	1987	1988
Fixed Assets	10	0	0
Securities and Exchange Commission	32,457	35,185	46,295
Operating and Service Income	32,454	35,185	46,295
Government Services	28,781	31,525	41,042
Fines and Penalties	3,508	3,500	5,017
Miscellaneous	165	160	236
Capital Revenue			
Fixed Assets	3	0	0
Videogram Regulatory Board	4,492	5,426	9,454
Operating and Service Income			
Government Services	4,347	5,223	9,152
Fines and Penalties	141	200	300
Miscellaneous	4	3	2
Office for Development Management	4	0	0
Operating and Service Income			
Miscellaneous	3	0	0
Miscellaneous Income			
Sale of Waste Materials	1	0	0
THE JUDICIARY	16,253	24,524	24,808
Supreme Court of the Philippines and Inferior Courts	13,696	21,151	21,380
Supreme Court of the Philippines	1,921	1,951	1,980
Operating and Service Income	1,549	1,951	1,980
Government Services	1,525	1,900	1,920
Fines and Penalties	8	20	30
Miscellaneous	16	31	30

Annex B.4

NONTAX REVENUE PROGRAM, BY COLLECTING DEPARTMENT/AGENCY, BY SOURCE, 1986 - 1988 (Continuation)
(In thousand pesos)

PARTICULARS	1986	1987	1988
Capital Revenue			
Fixed Assets	372	0	0
Regional Trial Courts	11,775	19,200	19,400
Operating and Service Income			
Government Services	10,919	11,200	11,400
Fines and Penalties	856	8,000	8,000
Sandiganbayan	2,237	3,018	3,018
Operating and Service Income	2,215	3,003	3,003
Government Services	47	3	3
Fines and Penalties	2,168	3,000	3,000
Miscellaneous Income	22	15	15
Fines and Penalties	2	0	0
Miscellaneous	20	15	15
Court of Appeals	304	320	370
Operating and Service Income	294	310	360
Government Services	263	300	320
Miscellaneous	31	10	40
Miscellaneous Income	8	10	10
Fines and Penalties	3	5	5
Miscellaneous	5	5	5
Capital Revenue			
Fixed Assets	2	0	0
Court of Tax Appeals	16	35	40
Operating and Service Income			
Government Services	12	30	35
Government Business Operations	4	5	5

Annex B.4

NONTAX REVENUE PROGRAM, BY COLLECTING DEPARTMENT/AGENCY, BY SOURCE, 1986 - 1988 (Continuation)
(In thousand pesos)

PARTICULARS	1986	1987	1988
CONSTITUTIONAL COMMISSIONS	160,514	189,719	194,408
Civil Service Commission	13,869	14,333	15,766
Operating and Service Income			
Government Services	13,869	14,333	15,766
Career Executive Service Board	3	0	0
Operating and Service Income			
Miscellaneous	3	0	0
Professional Regulations Commission	29,210	32,563	35,819
Operating and Service Income			
Government Services	29,005	32,333	35,566
Miscellaneous	205	230	253
Commission on Audit	116,953	142,344	142,344
Operating and Service Income	116,943	142,334	142,334
Government Services	116,417	141,814	141,814
Fines and Penalties	8	0	0
Miscellaneous	518	520	520
Capital Revenue			
Fixed Assets	7	7	7
Income on Public Enterprises/Investments			
Dividends on Stocks	3	3	3
Commission on Elections	479	479	479
Miscellaneous Income	117	117	117
Sale of Waste Materials	3	3	3
Fines and Penalties	1	1	1

Annex B.4

NONTAX REVENUE PROGRAM, BY COLLECTING DEPARTMENT/AGENCY, BY SOURCE, 1986 - 1988 (Continuation)
(In thousand pesos)

PARTICULARS	1986	1987	1988
Miscellaneous	113	113	113
Capital Revenue			
Fixed Assets	362	362	362
OFFICE OF THE SPECIAL PROSECUTOR	61	62	63
Operating and Service Income			
Government Services	61	62	63
COMMISSION ON HUMAN RIGHTS	1	0	0
Miscellaneous Income			
Miscellaneous	1	0	0
AUTONOMOUS REGIONS	3	0	0
Lupong Tagapagpaganap ng Pook Region IX			
Miscellaneous Income			
Miscellaneous	3	0	0
GOVERNMENT CORPORATIONS	849,088	6,040	6,320
Philippine Ports Authority	842,086	0	0
Operating and Service Income			
Government Business Operations	576,529	0	0
Rent	44,220	0	0
Miscellaneous	221,337	0	0
Sugar Regulatory Administration	1,645	1,040	1,320
Operating and Service Income			
Government Business Operations	1,645	1,040	1,320

Annex B.4

NONTAX REVENUE PROGRAM, BY COLLECTING DEPARTMENT/AGENCY, BY SOURCE, 1986 - 1988 (Continuation)

(In thousand pesos)

PARTICULARS	1986	1987	1988
Philippine Coconut Authority	5,357	5,000	5,000
Operating and Service Income			
Government Business Operations	5,357	5,000	5,000
OTHERS			
Economic Support Fund	6,150,000	4,202,000	1,995,000
Other Foreign Grants	166,000	2,104,577	199,006
Asset Privatization Trust	0	3,881,000	4,528,000
BTr - Interest on Deposits	0	8,880,000	8,880,000
BTr - Interest on Advances to Government Corporations	0	1,624,000	1,888,000
GRAND TOTAL	13,754,269	29,007,061	27,491,473

Section C
National Government Borrowings and
Outstanding Debt

Annex C.1
 BORROWING PROGRAM, BY SOURCE, 1986-1988 a/
 (In million pesos)

PARTICULARS	1986	1987	1988
DOMESTIC BORROWINGS			
Treasury Bills/Treasury Notes/Treasury Bonds	29,475	112,129	35,475 b/
OECD Treasury Notes	1,440	0	0
Provisional Advances from CB	2,785	(8,591)	0
Treasury Promissory Notes	32	53	0
SSS Treasury Notes	880	0	0
US Dollar Dominated Treasury Notes	190	0	0
Total	34,802	103,591	35,475
FOREIGN BORROWINGS			
PROGRAM LOANS	7,205	7,965	4,200
ADB			
Special Projects Implementation Assistance	1,027	1,040	0
Agricultural Inputs Loan	116	0	0
IBRD			
Economic Recovery Loan	0	2,080	2,100
Agricultural Inputs Loan	1,190	660	0
OECD			
8th Commodity Loan	0	35	0
9th Commodity Loan	3,287	979	0
Eximbank Co-Financing	0	3,120	2,100
PL 480	1,400	0	0
KFW Commodity Loan	185	51	0
PROJECT LOANS	2,564	4,484	5,302
Total	9,769	12,449	9,502
TOTAL GROSS BORROWINGS	44,571	116,040	44,977

a/ Data in this section are from the Department of Finance and Department of Budget and Management.

b/ A combination of any domestic borrowing instruments.

Annex C.2

OUTSTANDING DOMESTIC DEBT, AS OF YEAR-END, 1986-1988

(In million pesos)

P A R T I C U L A R S	1 9 8 6			1 9 8 7			1 9 8 8			
	Outstanding at the Beginning	Added Borrowings	Repayment of Principal	Outstanding at the Beginning	Added Borrowings	Repayment of Principal	Outstanding at the Beginning	Added Borrowings	Repayment of Principal	Outstanding at the End
REGULAR ACCOUNTS	85,706.8	34,802.0	6,996.0	113,512.8	103,591.0	4,748.2	212,355.6	35,475.0	5,619.0	242,211.6
Treasury Bills/Treasury Notes/Treasury Bonds	54,943.5	31,495.8	1,903.0	84,536.3	112,129.0	4,623.4	192,041.9	35,475.0	2,571.6	224,945.3
Provisional Advances from CB	8,591.0	2,785.0	2,785.0	8,591.0	(8,591.0)	0.0	0.0	0.0	0.0	0.0
Premyo Savings and Biglang Bahay Bonds	401.8	0.0	0.0	401.8	0.0	22.9	378.9	0.0	22.9	356.0
PWED Bonds	363.1	0.0	85.0	278.1	0.0	39.9	238.2	0.0	43.0	195.2
NIA Bonds	47.6	0.0	0.0	47.6	0.0	0.0	47.6	0.0	0.0	47.6
Negotiable Land Certificates	6.2	0.0	1.6	4.6	0.0	0.5	4.1	0.0	0.3	3.8
NPC Bonds	316.8	0.0	7.9	308.9	0.0	18.1	290.8	0.0	10.3	280.5
NPC Capital Bonds	71.6	0.0	21.0	50.6	0.0	0.0	50.6	0.0	40.0	10.6
NAWASA Bonds	32.7	0.0	0.0	32.7	0.0	0.0	32.7	0.0	0.0	32.7
MWSS Capital Bonds	100.0	0.0	0.0	100.0	0.0	100.0	0.0	0.0	0.0	0.0
Treasury Capital Bonds	1,135.3	0.0	0.0	1,135.3	0.0	0.0	1,135.3	0.0	0.0	1,135.3
Capital Treasury Bonds	400.0	0.0	0.0	400.0	0.0	0.0	400.0	0.0	0.0	400.0
Capital Bonds										
(Non-Interest Bearing)	200.0	0.0	0.0	200.0	0.0	0.0	200.0	0.0	0.0	200.0
Capital Treasury Notes	415.0	0.0	0.0	415.0	0.0	0.0	415.0	0.0	75.0	340.0
Backpay Sinking Fund	140.4	6.8	9.6	137.6	6.6	9.3	134.9	0.0	8.8	126.1
CCP Bonds	140.4	32.4	10.0	162.8	0.0	8.7	154.1	0.0	8.7	145.4
Back Years Premium-GSIS	56.0	0.0	17.0	39.0	0.0	0.0	39.0	0.0	0.0	39.0
Philippine Heart Center for Asia	41.6	0.0	23.5	18.1	0.0	10.0	8.1	0.0	8.1	0.0
SEC Building-Realty Corporation										
Condominium	9.2	0.0	1.4	7.8	0.0	1.4	6.4	0.0	1.4	5.0
Philippine Exchange Co., Inc.-PNB	4,231.7	0.0	250.0	3,981.7	0.0	250.0	3,731.7	0.0	250.0	3,481.7
PEA-BIR Building Program	7.8	115.5	5.4	117.9	0.0	5.8	112.1	0.0	7.6	104.5
EPZA Bonds	433.0	0.0	0.0	433.0	0.0	92.0	341.0	0.0	0.0	341.0

Annex C.2

OUTSTANDING DOMESTIC DEBT, AS OF YEAR-END, 1986-1988 (Continuation)

(In million pesos)

P A R T I C U L A R S	1 9 8 6			1 9 8 7			1 9 8 8		
	Outstanding	Added	Repayment	Outstanding	Added	Repayment	Outstanding	Added	Repayment
	at the Beginning	Borrowings	of Principal	at the Beginning	Borrowings	of Principal	at the Beginning	Borrowings	of Principal
CB's Relending of CFBP Proceeds									
CFBP \$250M Eurodollar Loan of 1979-\$5.005M (INP)	54.8	0.0	20.5	34.3	0.0	13.7	20.6	0.0	13.7
CFBP \$200M Club Loan of 1980-\$33.256M (PAF)	472.6	0.0	105.1	367.5	0.0	105.0	262.5	0.0	105.0
CFBP \$100M Morgan Guarantee Trust Company Loan of 1979-\$8.46M (DPH)	93.5	0.0	26.7	66.8	0.0	26.7	40.1	0.0	26.7
CFBP \$250M Eurodollar Loan-\$32.0M (DPH)	306.4	0.0	87.4	219.0	0.0	87.5	131.5	0.0	87.9
CFBP \$200M Eurodollar Loan-\$5.284M (DPH)	60.3	0.0	12.1	48.2	0.0	24.1	24.1	0.0	24.1
CFBP \$200M Eurodollar Loan of 1981-\$32.445M (DPH)	524.2	0.0	154.2	370.0	0.0	148.0	222.0	0.0	148.0
CFBP \$500M Eurodollar Loan of 1978-\$7.88M (BAT)	8.6	0.0	2.1	6.5	0.0	2.2	4.3	0.0	2.2
CFBP \$500M Eurodollar Loan of 1978-\$3.95M (PAG-ASA)	27.0	0.0	10.8	16.2	0.0	10.8	5.4	0.0	5.4
CFBP \$325M Eurodollar Loan of 1982-\$100M	2,053.0	0.0	315.8	1,737.2	0.0	315.8	1,421.4	0.0	315.8
Others	10,021.7	366.5	1,140.9	9,247.3	46.4	(1,167.6)	10,461.3	0.0	1,842.5
LIABILITIES ASSUMED BY THE NATIONAL GOVERNMENT	0.0	0.0	0.0	76,266.0	0.0	15,872.8	60,393.2	0.0	8,646.8
Development Bank of the Philippines	0.0	0.0	0.0	28,731.0	0.0	3,180.8	25,550.2	0.0	4,104.3
Philippine National Bank	0.0	0.0	0.0	42,438.0	0.0	11,043.1	31,394.9	0.0	2,893.6
Philippine Nuclear Power Plant	0.0	0.0	0.0	5,097.0	0.0	1,648.9	3,448.1	0.0	1,648.9
TOTAL	85,706.8	34,802.0	6,996.0	189,778.8	103,591.0	20,621.0	272,748.8	35,475.0	14,265.8

-76-

a/ A combination of any domestic borrowing instruments.

b/ Includes transfer of liabilities of government financial institutions assumed by the national government as of June, 1986.

Annex C.3

OUTSTANDING FOREIGN DEBT, BY AGENCY, AS OF YEAR-END, 1986-1988

(In million dollars)

P A R T I C U L A R S	1 9 8 6			1 9 8 7			1 9 8 8			
	Outstanding	Added	Repayment	Outstanding	Added	Repayment	Outstanding	Added	Repayment	Outstanding
	at the Beginning	Borrowings	of Principal	at the Beginning	Borrowings	of Principal	at the Beginning	Borrowings	of Principal	at the End
PROGRAM LOANS										
IBRD Loan No. 2469 PH (Agricultural Inputs Project)	60.3	58.3	0.0	118.6	31.7	0.0	150.3	0.0	0.0	150.3
IBRD Loan No. 2787 PH (Economic Recovery Loan)	0.0	0.0	0.0	0.0	100.0	0.0	100.0	100.0	0.0	200.0
ADB Loan No. 680 PHI (Agricultural Inputs Project)	0.0	5.7	0.0	5.7	0.0	0.0	5.7	0.0	0.0	5.7
ADB Loan Nos. 779/780 PHI (Special Project Implementation Assistance)	0.0	50.4	0.0	50.4	50.0	0.0	100.4	0.0	0.0	100.4
Eximbank Co-Financing Economic Recovery Loan	0.0	0.0	0.0	0.0	150.0	0.0	150.0	100.0	0.0	250.0
8th OECF Commodity Loan	104.7	0.0	0.0	104.7	1.7	0.0	106.4	0.0	0.0	106.4
9th OECF Commodity Loan	0.0	161.1	0.0	161.1	47.1	0.0	208.2	0.0	0.0	208.2
PL 480	0.0	68.6	0.0	68.6	0.0	0.0	68.6	0.0	0.0	68.6
KFW Loan	0.0	9.1	0.0	9.1	2.4	0.0	11.5	0.0	0.0	11.5
TOTAL Program Loans	165.0	353.2	0.0	518.2	382.9	0.0	901.1	200.0	0.0	1,101.1
PROJECT LOANS										
OFFICE OF THE PRESIDENT										
IBRD Loan No. 2360 PH (Central Visayas Regional Project), RA 4860	3.1	0.6	0.0	3.7	4.9	0.0	8.6	7.3	0.0	15.9

Annex C.3

OUTSTANDING FOREIGN DEBT, BY AGENCY, AS OF YEAR-END, 1986-1988 (Continuation)
(In million dollars)

P A R T I C U L A R S	1 9 8 6			1 9 8 7			1 9 8 8			
	Outstanding at the Beginning	Added Borrowings	Repayment of Principal	Outstanding at the Beginning	Added Borrowings	Repayment of Principal	Outstanding at the Beginning	Added Borrowings	Repayment of Principal	Outstanding at the End
IBRD Loan No. 2067 PH (Urban Engineering Project), RA 4860	7.2	0.1	0.0	7.3	0.0	0.2	7.1	0.0	0.5	6.6
TOTAL (Office of the President)	10.3	0.7	0.0	11.0	4.9	0.2	15.7	7.3	0.5	22.5
DEPARTMENT OF AGRARIAN REFORM										
USAID Loan No. 492-T-046 (Bicol Integrated Area Development), RA 4860	1.2	0.1	0.0	1.3	0.0	0.0	1.3	0.0	0.0	1.3
KFW Loan Account No. 1938304 (Imelda Settlement Project), RA 4860	1.0	0.2	0.0	1.2	1.3	0.0	2.5	0.7	0.0	3.2
USAID Loan No. 492-T-046A (Bicol Integrated Area Development), RA 4860	0.6	0.0	0.0	0.6	0.0	0.0	0.6	0.0	0.0	0.6
TOTAL (Department of Agrarian Reform)	2.8	0.3	0.0	3.1	1.3	0.0	4.4	0.7	0.0	5.1
DEPARTMENT OF AGRICULTURE										
IBRD Loan No. 1626 PH (Agricultural Extension Project), RA 4860	15.0	0.4	1.2	14.2	0.0	1.2	13.0	0.0	1.2	11.8
DECF Loan No. PH-P2 (Expanded Seed Production and Distribution Project)	3.1	0.0	0.4	2.7	0.0	0.4	2.3	0.0	0.4	1.9
DECF Loan No. PH-P2-2 (Expanded Seed										

Annex C.3

OUTSTANDING FOREIGN DEBT, BY AGENCY, AS OF YEAR-END, 1986-1988 (Continuation)
(In million dollars)

P A R T I C U L A R S	1 9 8 6			1 9 8 7			1 9 8 8			
	Outstanding	Added	Repayment	Outstanding	Added	Repayment	Outstanding	Added	Repayment	Outstanding
	at the	Borrowings	of	at the	Borrowings	of	at the	Borrowings	of	at the
	Beginning		Principal	Beginning		Principal	Beginning		Principal	End
Production and Distribution Project)	8.4	0.0	0.0	8.4	0.0	0.0	8.4	0.0	0.2	8.2
USAID Loan No. 492-T-044 (Integrated										
Agricultural Production and Marketing										
Project)	2.9	0.0	0.0	2.9	0.0	0.0	2.9	0.0	0.0	2.9
ADB Loan No. 802 PHI (Highland										
Agriculture I)	0.0	0.0	0.0	0.0	0.0	0.0	0.0	2.7	0.0	2.7
IFAD Loan Highland Agricultural Deve-										
lopment	0.0	0.0	0.0	0.0	0.4	0.0	0.4	0.9	0.0	1.3
ADB/IFAD Loan Nos. 54B PHI/84 PH (Small-										
holder Livestock Development Project)	0.0	0.0	0.0	0.0	0.0	0.0	0.0	0.0	0.0	0.0
TOTAL (Department of Agriculture)	29.4	0.4	1.6	28.2	0.4	1.6	27.0	3.6	1.8	28.8
NATIONAL ECONOMIC AND DEVELOPMENT AUTHORITY										
USAID Loan No. 492-V-069 (Participant										
Training III), RA 4860	0.1	0.0	0.0	0.1	0.0	0.0	0.1	0.0	0.0	0.1
USAID Loan No. 492-V-069A (Participant										
Training III), RA 4860	0.2	0.2	0.0	0.4	0.0	0.0	0.4	0.0	0.0	0.4
TOTAL (National Economic and Development										
Authority)	0.3	0.2	0.0	0.5	0.0	0.0	0.5	0.0	0.0	0.5

Annex C.3

OUTSTANDING FOREIGN DEBT, BY AGENCY, AS OF YEAR-END, 1986-1988 (Continuation)

(In million dollars)

P A R T I C U L A R S	1 9 8 6			1 9 8 7			1 9 8 8			
	Outstanding	Added	Repayment	Outstanding	Added	Repayment	Outstanding	Added	Repayment	Outstanding
	at the Beginning	Borrowings	of Principal	at the Beginning	Borrowings	of Principal	at the Beginning	Borrowings	of Principal	at the End
DEPARTMENT OF EDUCATION, CULTURE, AND SPORTS										
IBRD Loan No. 393 PH (UP-Los Banos, Laguna Development Project)	3.5	0.0	0.3	3.2	0.0	0.3	2.9	0.0	0.3	2.6
IBRD Loan No. 1224 PH (3rd Education Project)	22.0	0.0	1.0	21.0	0.0	1.1	19.9	0.0	1.1	18.8
IBRD Loan No. 1374 PH (4th Education Project), RA 4860	18.5	0.0	1.6	16.9	0.0	1.6	15.3	0.0	1.6	13.7
IBRD Loan No. 2030 PH (Elementary Education Sector Loan Project)	21.0	14.4	0.0	35.4	18.2	5.4	48.2	0.0	5.4	42.8
IBRD Loan No. S-008 PH (Educational Radio Technical Assistance Project)	0.5	0.0	0.2	0.3	0.0	0.2	0.1	0.0	0.1	0.0
IDA Loan No. 349 PH (2nd Educational Development Project)	12.3	0.0	0.1	12.2	0.0	0.1	12.1	0.0	0.2	11.9
ADB Loan No. 306 PHI (Engineering Education Project)	14.3	0.0	0.4	13.9	0.0	0.5	13.4	0.0	0.5	12.9
ADB Loan No. 531 PHI (Technical Vocational Education Project)	3.1	1.9	0.0	5.0	0.0	0.4	4.6	0.0	0.4	4.2
TOTAL (Department of Education, Culture, and Sports)	95.2	16.3	3.6	107.9	18.2	9.6	116.5	0.0	9.6	106.9

DEPARTMENT OF FINANCE

Annex C.3

OUTSTANDING FOREIGN DEBT, BY AGENCY, AS OF YEAR-END, 1986-1988 (Continuation)
(In million dollars)

P A R T I C U L A R S	1 9 8 6			1 9 8 7			1 9 8 8		
	Outstanding	Added	Repayment	Outstanding	Added	Repayment	Outstanding	Added	Repayment
	at the Beginning	Borrowings	of Principal	at the Beginning	Borrowings	of Principal	at the Beginning	Borrowings	of Principal
USAID Loan No. 492-W-048 (Real Property Tax Administration System), RA 4860	3.6	0.0	0.0	3.6	0.0	0.0	3.6	0.0	0.2
USAID Loan No. 492-W-048A, Amendment No. 1	0.7	0.0	0.0	0.7	0.0	0.0	0.7	0.0	0.0
USAID Loan Nos. 492-W-048B and C, Amendment Nos. 2 and 3	2.3	0.0	0.0	2.3	0.0	0.0	2.3	0.0	0.0
TOTAL (Department of Finance)	6.6	0.0	0.0	6.6	0.0	0.0	6.6	0.0	0.2
DEPARTMENT OF HEALTH									
IBRD Loan No. 1035 PH (Philippine Population Project), RA 4860	19.2	0.0	0.8	18.4	0.0	0.9	17.5	0.0	0.9
USAID Loan No. 492-U-053 (Panay Unified Services for Health Project), RA 4860	2.7	0.0	0.0	2.7	0.0	0.0	2.7	0.0	0.0
USAID Loan No. 492-U-057 (Health, Nutrition, and Population Project), RA 4860	1.0	0.0	0.0	1.0	0.0	0.0	1.0	0.0	0.0
USAID Loan No. 492-Q-063 (Population Planning III), RA 4860	4.6	0.0	0.0	4.6	0.0	0.0	4.6	0.0	0.0
USAID Loan No. 492-Q-063A (Amendment No. 1)	2.9	0.1	0.0	3.0	0.0	0.0	3.0	0.0	0.0
USAID Loan No. 492-U-070 (Primary Health Care Financing Project)	0.4	0.6	0.0	1.0	0.0	0.0	1.0	0.0	0.0
Second Belgian Loan (BF 25M) (PGH)	0.5	0.0	0.0	0.5	0.0	0.0	0.5	0.0	0.1

Annex C.3

OUTSTANDING FOREIGN DEBT, BY AGENCY, AS OF YEAR-END, 1986-1988 (Continuation)

(In million dollars)

P A R T I C U L A R S	1 9 8 6			1 9 8 7			1 9 8 8			Outstanding at the Beginning End
	Outstanding	Added	Repayment	Outstanding	Added	Repayment	Outstanding	Added	Repayment	
	at the	Borrowings	of	at the	Borrowings	of	at the	Borrowings	of	
	Beginning	Principal	Principal	Beginning	Principal	Principal	Beginning	Principal	Principal	
TOTAL (Department of Health)	31.3	0.7	0.8	31.2	0.0	0.9	30.3	0.0	1.0	29.3
DEPARTMENT OF LABOR AND EMPLOYMENT										
IBRD Loan No. 2200 PH (Vocational Training Project), RA 4860	4.1	1.1	0.0	5.2	4.3	0.0	9.5	0.0	1.6	7.9
4th Denmark Loan DK 65,000	9.5	0.0	0.0	9.5	0.0	0.0	9.5	0.0	0.3	9.2
4th Denmark Loan DK 296,230	43.0	0.0	0.0	43.0	0.0	0.0	43.0	0.0	2.4	40.6
TOTAL (Department of Labor and Employment)	56.6	1.1	0.0	57.7	4.3	0.0	62.0	0.0	4.3	57.7
DEPARTMENT OF LOCAL GOVERNMENT										
USAID Loan No. 492-T-035 (Construction of Rural Roads and Bridges)	15.0	0.0	0.4	14.6	0.0	0.3	14.3	0.0	0.3	14.0
USAID Loan No. 492-U-049 (Barangay Water Project)	2.8	0.0	0.0	2.8	0.0	0.0	2.8	0.0	0.0	2.8
USAID Loan No. 492-T-049A, Amendment No. 1	0.1	0.0	0.0	0.1	0.0	0.0	0.1	0.0	0.0	0.1
USAID Loan No. 492-T-049B, Amendment No. 2	2.4	0.0	0.0	2.4	0.0	0.0	2.4	0.0	0.0	2.4
USAID Loan No. 492-T-050 (Rural Roads Project II)	7.0	0.0	0.0	7.0	0.0	0.0	7.0	0.0	0.0	7.0

Annex C.3

OUTSTANDING FOREIGN DEBT, BY AGENCY, AS OF YEAR-END, 1986-1988 (Continuation)
(In million dollars)

P A R T I C U L A R S	1 9 8 6			1 9 8 7			1 9 8 8			
	Outstanding	Added	Repayment	Outstanding	Added	Repayment	Outstanding	Added	Repayment	Outstanding
	at the	Borrowings	of	at the	Borrowings	of	at the	Borrowings	of	at the
	Beginning		Principal	Beginning		Principal	Beginning		Principal	End
USAID Loan No. 492-T-050A, Amendment No. 1	10.6	0.0	0.0	10.6	0.0	0.0	10.6	0.0	0.0	10.6
USAID Loan No. 492-T-050B, Amendment No. 2	6.4	0.0	0.0	6.4	0.0	0.0	6.4	0.0	0.0	6.4
USAID Loan No. 492-T-051 (Cooperative Marketing Project)	1.6	0.0	0.0	1.6	0.0	0.0	1.6	0.0	0.0	1.6
USAID Loan No. 492-T-051A, Amendment No. 1	4.1	0.0	0.0	4.1	0.0	0.0	4.1	0.0	0.0	4.1
USAID Loan No. 492-U-059 (Barangay Water Project II)	2.0	1.8	0.0	3.8	0.0	0.0	3.8	0.0	0.0	3.8
USAID Loan No. 492-U-059A (Barangay Water Project II)	0.0	0.5	0.0	0.5	0.0	0.0	0.5	0.0	0.0	0.5
USAID Loan No. 492-U-059B (Barangay Water Project II)	0.0	0.3	0.0	0.3	0.0	0.0	0.3	0.0	0.0	0.3
USAID Loan No. 492-T-060, Amendment No. 3	9.6	0.0	0.0	9.6	0.0	0.0	9.6	0.0	0.0	9.6
USAID Loan No. 492-T-060A, Amendment No. 4	0.9	0.0	0.0	0.9	0.0	0.0	0.9	0.0	0.0	0.9
TOTAL (Department of Local Government)	62.5	2.6	0.4	64.7	0.0	0.3	64.4	0.0	0.3	64.1
DEPARTMENT OF NATIONAL DEFENSE										
Orion Pacific Ltd. (Purchase of Aircrafts), RA 4860	3.9	0.0	0.0	3.9	0.0	0.0	3.9	0.0	0.0	3.9

Annex C.3

OUTSTANDING FOREIGN DEBT, BY AGENCY, AS OF YEAR-END, 1986-1988 (Continuation)

(In million dollars)

P A R T I C U L A R S	1 9 8 6			1 9 8 7			1 9 8 8			
	Outstanding	Added	Repayment	Outstanding	Added	Repayment	Outstanding	Added	Repayment	Outstanding
	at the	Borrowings	of	at the	Borrowings	of	at the	Borrowings	of	at the
	Beginning		Principal	Beginning		Principal	Beginning		Principal	End
US Federal Financing Bank (Foreign Military Sales VII), RA 4860	15.4	0.0	7.7	7.7	0.0	7.7	0.0	0.0	0.0	0.0
US Federal Financing Bank (Foreign Military Sales VIII), RA 4860	19.2	0.0	7.7	11.5	0.0	7.7	3.8	0.0	3.8	0.0
US Federal Financing Bank (Foreign Military Sales IX), RA 4860	31.2	0.0	6.7	24.5	0.0	6.7	17.8	0.0	6.7	11.1
US Federal Financing Bank (Foreign Military Sales X), RA 4860	20.2	4.5	6.7	18.0	0.0	6.7	11.3	0.0	6.7	4.6
US Federal Financing Bank (Foreign Military Sales XI), RA 4860	2.9	0.0	0.0	2.9	0.0	0.0	2.9	0.0	0.0	2.9
First Interstate International Bank of California 1st (Downpayment on Fire-fighting Vehicles, Equipment, and Spareparts - \$3.543M), RA 4860	2.6	0.0	0.9	1.7	0.0	0.9	0.8	0.0	0.4	0.4
First Interstate International Bank of California 2nd (Downpayment on Fire-fighting Vehicles, Equipment, and Spareparts - \$16.592M)	13.6	0.0	2.1	11.5	0.0	2.1	9.4	0.0	2.1	7.3
Barclays Bank International Ltd. (213 FMC Firefighting Vehicles and Spareparts for INP - \$31.6M)	20.3	0.0	4.1	16.2	0.0	4.1	12.1	0.0	4.0	8.1
Barclays Bank International Ltd. (Downpayment on 213 FMC Firefighting Vehicles and Spareparts for INP - \$6.8M)	4.6	0.0	0.8	3.8	0.0	0.8	3.0	0.0	0.9	2.1
Barclays Bank International Ltd. and Export Credit Guarantee Department (\$6.269M)	2.5	0.0	1.3	1.2	0.0	1.2	0.0	0.0	0.0	0.0

Annex C.3

OUTSTANDING FOREIGN DEBT, BY AGENCY, AS OF YEAR-END, 1986-1988 (Continuation)
(In million dollars)

P A R T I C U L A R S	1 9 8 6			1 9 8 7			1 9 8 8		
	Outstanding	Added	Repayment	Outstanding	Added	Repayment	Outstanding	Added	Repayment
	at the Beginning	Borrowings	of Principal	at the Beginning	Borrowings	of Principal	at the Beginning	Borrowings	of Principal
MARUBENI-INP Loan (80% Installment on 187 Units of Firetrucks - Y4,209,893.6T)	19.8	0.0	5.7	14.1	0.0	5.7	8.4	0.0	5.7
TOTAL (Department of National Defense)	156.2	4.5	43.7	117.0	0.0	43.6	73.4	0.0	30.3
DEPARTMENT OF ENVIRONMENT AND NATURAL RESOURCES									
Second Denmark Loan of DK 5.6M	0.6	0.0	0.0	0.6	0.0	0.0	0.6	0.0	0.1
TOTAL (Department of Environment and Natural Resources)	0.6	0.0	0.0	0.6	0.0	0.0	0.6	0.0	0.1
DEPARTMENT OF SCIENCE AND TECHNOLOGY									
DECF Loan No. PH-P18 (Flood Forecasting System), RA 4860	11.3	0.0	0.7	10.6	0.0	0.6	10.0	0.0	0.6
DECF Loan No. PH-P53 (Flood Forecasting Warning System), RA 4860	15.2	6.0	0.0	21.2	0.6	0.0	21.8	0.0	0.0
DECF Loan No. PH-P73 (Flood Forecasting and Warning System for Dam Operation Project II)	0.0	0.0	0.0	0.0	9.5	0.0	9.5	2.1	0.0

Annex C.3

OUTSTANDING FOREIGN DEBT, BY AGENCY, AS OF YEAR-END, 1986-1988 (Continuation)

(In million dollars)

P A R T I C U L A R S	1 9 8 6			1 9 8 7			1 9 8 8			
	Outstanding	Added	Repayment	Outstanding	Added	Repayment	Outstanding	Added	Repayment	Outstanding
	at the	Borrowings	of	at the	Borrowings	of	at the	Borrowings	of	at the
	Beginning		Principal	Beginning		Principal	Beginning		Principal	End
TOTAL (Department of Science and Technology)	26.5	6.0	0.7	31.8	10.1	0.6	41.3	2.1	0.6	42.8
DEPARTMENT OF PUBLIC WORKS AND HIGHWAYS										
DECF Loan No. PH-P1 (Manila Suburbs Flood Control), RA 4860	11.3	0.0	1.5	9.8	0.0	1.5	8.3	0.0	1.5	6.8
DECF Loan No. PH-P4 (Depots Project in Tuguegarao, Legaspi, Tacloban, and Davao), RA 4860	8.9	0.0	0.7	8.2	0.0	0.7	7.5	0.0	0.6	6.9
DECF Loan No. PH-P5 (Cubao, Shaw, and Manila South Diversion Road Grade Separator Projects), RA 4860	4.9	0.0	0.4	4.5	0.0	0.4	4.1	0.0	0.3	3.8
DECF Loan No. PH-P8 (Bicol, Cotabato, and Pampanga Basins), RA 4860	15.4	0.0	1.1	14.3	0.0	1.1	13.2	0.0	1.1	12.1
DECF Loan No. PH-P8-2 (River Dredging Project II), RA 4860	14.7	0.0	0.0	14.7	0.0	0.0	14.7	0.0	0.3	14.4
DECF Loan No. PH-P10 (Pasig River Flood Control), RA 4860	27.8	0.0	1.8	26.0	0.0	1.9	24.1	0.0	1.8	22.3
DECF Loan No. PH-P12 (Philippine-Japan Friendship Highway), RA 4860	21.4	0.0	1.4	20.0	0.0	1.4	18.6	0.0	1.3	17.3
DECF Loan No. PH-P15 (Manila South Diversion Road Project), RA 4860	1.8	0.0	0.1	1.7	0.0	0.1	1.6	0.0	0.1	1.5
DECF Loan No. PH-P17 (Philippine-Japan Friendship Highway Phase II), RA 4860	2.1	0.0	0.1	2.0	0.0	0.1	1.9	0.0	0.1	1.8
DECF Loan No. PH-P21 (Philippine-Japan										

OUTSTANDING FOREIGN DEBT, BY AGENCY, AS OF YEAR-END, 1986-1988 (Continuation)
(In million dollars)

[illegible]

Annex C.3

OUTSTANDING FOREIGN DEBT, BY AGENCY, AS OF YEAR-END, 1986-1988 (Continuation)

(In million dollars)

P A R T I C U L A R S	1 9 8 6			1 9 8 7			1 9 8 8			
	Outstanding	Added	Repayment	Outstanding	Added	Repayment	Outstanding	Added	Repayment	Outstanding
	at the Beginning	Borrowings	of Principal	at the Beginning	Borrowings	of Principal	at the Beginning	Borrowings	of Principal	at the End
Traffic Engineering and Management Project), RA 4860	14.8	4.7	0.0	19.5	1.9	0.0	21.4	1.1	0.0	22.5
DECF Loan No. PH-P58 (West-Northwest Leyte Road Improvement Project)	2.5	2.5	0.0	5.0	3.9	0.0	8.9	3.5	0.0	12.4
DECF Loan No. PH-P59 (Metro Manila Radial Road-10 and Related Roads)	1.2	1.3	0.0	2.5	3.1	0.0	5.6	3.6	0.0	9.2
DECF Loan No. PH-P66 (Metro Manila Drainage System Rehabilitation Project), RA 4860	1.4	0.8	0.0	2.2	5.9	0.0	8.1	2.7	0.0	10.8
DECF Loan No. PH-P74 (Metro Manila Roads C-3 13th Yen)	0.0	0.0	0.0	0.0	0.2	0.0	0.2	1.5	0.0	1.7
DECF Loan (13th Yen Project Loan)	0.0	0.0	0.0	0.0	6.6	0.0	6.6	48.5	0.0	55.1
DECF Loan (14th Yen Project Loan)	0.0	0.0	0.0	0.0	0.0	0.0	0.0	23.1	0.0	23.1
IBRD Loan No. 731 PH (Digos, Davao, and Cotabato Road), RA 4860	5.0	0.0	0.4	4.6	0.0	0.4	4.2	0.0	0.5	3.7
IBRD Loan No. 950 PH (Luzon Infrastructure Project), RA 4860	51.5	0.0	2.8	48.7	0.0	3.0	45.7	0.0	3.3	42.4
IBRD Loan No. 1353 PH (3rd Highway Project), RA 4860	64.0	0.3	6.1	58.2	0.0	6.1	52.1	0.0	6.1	46.0
IBRD Loan No. 1661 PH (4th Highway Project), RA 4860	70.5	5.8	6.7	69.6	1.8	6.7	64.7	0.0	6.7	58.0
IBRD Loan No. 1860 PH (Rural Road Improvement Project), RA 4860	30.9	4.9	4.2	31.6	0.8	4.1	28.3	0.0	4.1	24.2
IBRD Loan (Rural Roads Project)	0.0	0.0	0.0	0.0	10.7	0.0	10.7	15.5	0.0	26.2
ADB Loan No. 56 PHI (General Santos-Cotabato Road Project), RA 4860	7.2	0.0	0.5	6.7	0.0	0.5	6.2	0.0	0.6	5.6
ADB Loan No. 106 PHI (Iligan-Cagayan de										

Annex C.3

OUTSTANDING FOREIGN DEBT, BY AGENCY, AS OF YEAR-END, 1986-1988 (Continuation)
(In million dollars)

P A R T I C U L A R S	1 9 8 6			1 9 8 7			1 9 8 8			
	Outstanding	Added	Repayment	Outstanding	Added	Repayment	Outstanding	Added	Repayment	Outstanding
	at the Beginning	Borrowings	of Principal	at the Beginning	Borrowings	of Principal	at the Beginning	Borrowings	of Principal	at the End
Dro Road Project), RA 4860	16.9	0.0	0.9	16.0	0.0	1.0	15.0	0.0	1.1	13.9
ADB Loan No. 136 PHI (Tarlac and Sta. Rosa Feeder Roads), RA 4860	2.7	0.0	0.2	2.5	0.0	0.2	2.3	0.0	0.2	2.1
ADB Loan No. 285 PHI (Second Davao del Norte Irrigation Project)	0.0	0.0	0.0	0.0	0.3	0.0	0.3	0.0	0.0	0.3
ADB Loan No. 308 PHI (Road Improvement Project), RA 4860	41.1	0.6	1.2	40.5	0.0	1.3	39.2	0.0	1.4	37.8
ADB Loan No. 341 PHI (Allah River Irrigation Project), RA 4860	0.0	0.0	0.0	0.0	0.1	0.0	0.1	0.0	0.0	0.1
ADB Loan No. 379 PHI (Mindanao Secondary and Feeder Roads), RA 4860	17.8	1.1	0.7	18.2	1.3	0.7	18.8	0.0	0.8	18.0
ADB Loan No. 477 PHI (2nd Road Improvement Project), RA 4860	13.9	7.1	0.6	20.4	5.0	0.7	24.7	1.2	0.7	25.2
ADB Loan No. 597 PHI (3rd Road Improvement), RA 4860	5.2	5.5	0.5	10.2	0.0	1.1	9.1	0.0	1.2	7.9
ADB Loan No. 801 PHI (Road Improvement IV)	0.0	0.0	0.0	0.0	5.6	0.0	5.6	9.8	0.0	15.4
ADB Loan No. 812 PHI (Highland Agricultural Development II)	0.0	0.0	0.0	0.0	0.0	0.0	0.0	9.3	0.0	9.3
ADB Loan (Island Water Supply)	0.0	0.0	0.0	0.0	2.0	0.0	2.0	6.0	0.0	8.0
Eximbank of Japan (PJHL) First Yen Loan	8.6	0.0	3.4	5.2	0.0	3.5	1.7	0.0	1.7	0.0
Eximbank of Japan (PJHL) Second Yen Loan	6.9	0.0	1.7	5.2	0.0	1.7	3.5	0.0	1.8	1.7
OPEC Loan No. 59 P (Cotabato-General Santos Road), RA 4860	5.6	0.0	0.5	5.1	0.0	0.5	4.6	0.0	0.5	4.1
Algemene Bank of Netherlands (DF6.338M)	1.1	0.0	0.0	1.1	0.0	0.0	1.1	0.0	0.0	1.1
Algemene Bank of Netherlands	1.4	0.0	0.3	1.1	0.0	0.3	0.8	0.0	0.3	0.5

Annex C.3

OUTSTANDING FOREIGN DEBT, BY AGENCY, AS OF YEAR-END, 1986-1988 (Continuation)

(In million dollars)

P A R T I C U L A R S	1 9 8 6			1 9 8 7			1 9 8 8			
	Outstanding	Added	Repayment	Outstanding	Added	Repayment	Outstanding	Added	Repayment	Outstanding
	at the	Borrowings	of	at the	Borrowings	of	at the	Borrowings	of	at the
	Beginning		Principal	Beginning		Principal	Beginning		Principal	End
TOTAL (Department of Public Works and Highways)	621.0	49.7	38.9	631.8	61.4	40.1	653.1	129.8	42.0	740.9
DEPARTMENT OF TRADE AND INDUSTRY										
USAID Loan No. 492-T-071 (Small and Medium Enterprise Development Project), RA 4860	0.2	0.0	0.0	0.2	0.0	0.0	0.2	0.0	0.0	0.2
TOTAL (Department of Trade and Industry)	0.2	0.0	0.0	0.2	0.0	0.0	0.2	0.0	0.0	0.2
DEPARTMENT OF TRANSPORTATION AND COMMUNICATIONS										
OECD Loan No. PH-P24 (Air Navigational Facilities Modernization Project), RA 4860	35.4	0.0	0.0	35.4	0.0	0.0	35.4	0.0	0.9	34.5
OECD Loan No. PH-P28 (Engineering Services - Telecommunications Development Project), RA 4860	1.0	0.0	0.0	1.0	0.0	0.0	1.0	0.0	0.0	1.0
OECD Loan No. PH-P38 (Information Education Dissemination), RA 4860	5.4	0.0	0.0	5.4	0.0	0.0	5.4	0.0	0.0	5.4
OECD Loan No. PH-P47 (Rural Telecommunication Project), RA 4860	40.2	7.4	0.0	47.6	0.0	0.0	47.6	0.0	0.0	47.6

OUTSTANDING FOREIGN DEBT, BY AGENCY, AS OF YEAR-END, 1986-1988 (Continuation)
(In million dollars)

P A R T I C U L A R S	1 9 8 6			1 9 8 7			1 9 8 8			
	Outstanding	Added	Repayment	Outstanding	Added	Repayment	Outstanding	Added	Repayment	Outstanding
	at the	Borrowings	of	at the	Borrowings	of	at the	Borrowings	of	at the
	Beginning		Principal	Beginning		Principal	Beginning		Principal	End
First Belgian Loan (BF 50M - MIA, Laoag, and other Domestic Airports), RA 4860	0.6	0.0	0.1	0.5	0.0	0.1	0.4	0.0	0.1	0.3
Barclays International Ltd. Eurodollar Term (\$2.6M)	2.2	0.0	0.3	1.9	0.0	0.3	1.6	0.0	0.3	1.3
Barclays International Ltd. Eurodollar Term (\$.597M)	0.5	0.0	0.1	0.4	0.0	0.1	0.3	0.0	0.0	0.3
Asia Dollar	0.8	0.0	0.0	0.8	0.0	0.0	0.8	0.0	0.0	0.8
TOTAL (Department of Transportation and Communications)	86.1	7.4	0.5	93.0	0.0	0.5	92.5	0.0	1.3	91.2

OTHER EXECUTIVE OFFICES

[illegible]

Annex C.3

OUTSTANDING FOREIGN DEBT, BY AGENCY, AS OF YEAR-END, 1986-1988 (Continuation)

(In million dollars)

P A R T I C U L A R S	1 9 8 6			1 9 8 7			1 9 8 8			
	Outstanding	Added	Repayment	Outstanding	Added	Repayment	Outstanding	Added	Repayment	Outstanding
	at the	Borrowings	of	at the	Borrowings	of	at the	Borrowings	of	at the
	Beginning		Principal	Beginning		Principal	Beginning		Principal	End
Project), RA 4860	2.2	0.0	0.2	2.0	0.2	0.2	2.0	0.0	0.2	1.8
Commodity Loan of 1956 (92-1), RA 16 and 213	6.1	0.0	0.4	5.7	0.0	0.4	5.3	0.0	0.4	4.9
Commodity Loan of 1956 (92-2), RA 16 and 213	4.8	0.0	0.3	4.5	0.0	0.3	4.2	0.0	0.3	3.9
USAID Loan No. 492-C-013, RA 16 and 213	0.2	0.0	0.0	0.2	0.0	0.0	0.2	0.0	0.0	0.2
USAID Loan No. 492-C-019, RA 16 and 213	0.2	0.0	0.0	0.2	0.0	0.0	0.2	0.0	0.0	0.2
USAID Loan No. 492-C-022, RA 16 and 213	0.2	0.0	0.0	0.2	0.0	0.0	0.2	0.0	0.0	0.2
USAID Loan No. 492-H-023, RA 4860	0.8	0.0	0.1	0.7	0.0	0.1	0.6	0.0	0.1	0.5
USAID Loan No. 492-H-030, RA 4860	1.8	0.0	0.0	1.8	0.0	0.0	1.8	0.0	0.0	1.8
USAID Loan No. 492-T-040, RA 4860	1.4	0.0	0.0	1.4	0.0	0.1	1.3	0.0	0.0	1.3
USAID Loan No. 492-W-052 (Non-Conventional Energy Resources Development Project), RA 4860	2.6	1.3	0.0	3.9	0.2	0.0	4.1	0.0	0.0	4.1
USAID Loan No. 492-T-067 (Local Resources Management Project), RA 4860	0.8	0.0	0.0	0.8	0.0	0.0	0.8	0.0	0.0	0.8
USAID Loan No. 492-W-075	0.0	0.0	0.0	0.0	0.5	0.0	0.5	0.0	0.0	0.5
USAID Loan under PL 480-1, RA 4860	3.1	0.0	1.0	2.1	0.0	1.0	1.1	0.0	1.1	0.0
USAID Loan under PL 480-2, RA 4860	2.2	0.0	0.5	1.7	0.0	0.5	1.2	0.0	0.6	0.6
USAID Loan under PL 480-3, RA 4860	10.1	0.0	1.6	8.5	0.0	1.6	6.9	0.0	1.5	5.4
USAID Loan under PL 480-4 and PL 480-4a, RA 4860	15.5	0.0	1.6	13.9	0.0	1.6	12.3	0.0	1.7	10.6
USAID Loan under PL 480-5, RA 4860	1.7	0.0	0.2	1.5	0.0	0.2	1.3	0.0	0.2	1.1
USAID Loan under PL 480-6, RA 4860	7.5	0.0	0.6	6.9	0.0	0.6	6.3	0.0	0.7	5.6
USAID Loan under PL 480-7, RA 4860	7.1	0.0	0.5	6.6	0.0	0.5	6.1	0.0	0.6	5.5
USAID Loan under PL 480-8, RA 4860	6.0	0.0	0.4	5.6	0.0	0.4	5.2	0.0	0.5	4.7
5th Denmark Loan (DK 15M)	2.2	0.0	0.0	2.2	0.0	0.0	2.2	0.0	0.0	2.2

Annex C.3

OUTSTANDING FOREIGN DEBT, BY AGENCY, AS OF YEAR-END, 1986-1988 (Continuation)
(In million dollars)

P A R T I C U L A R S	1 9 8 6			1 9 8 7			1 9 8 8			
	Outstanding	Added	Repayment	Outstanding	Added	Repayment	Outstanding	Added	Repayment	Outstanding
	at the	Borrowings	of	at the	Borrowings	of	at the	Borrowings	of	at the
	Beginning		Principal	Beginning		Principal	Beginning		Principal	End
TOTAL (Other Executive Offices)	89.2	1.4	7.4	83.2	0.9	7.5	76.6	0.0	8.0	68.6
MULTI-AGENCY LOANS										
USAID Loan No. 492-T-041 (Secondary and Feeder Roads in Bicol), RA 4860	8.9	0.0	0.0	8.9	0.0	0.2	8.7	0.0	0.2	8.5
USAID Loan No. 492-T-045 (National Crop Protection Center), RA 4860	4.9	0.0	0.0	4.9	0.0	0.0	4.9	0.0	0.0	4.9
USAID Loan No. 492-T-066 (Farming System Development Project), RA 4860	0.8	0.0	0.0	0.8	0.0	0.0	0.8	0.0	0.0	0.8
USAID Loan No. 492-T-068 (Rainfed Resources Development Project), RA 4860	0.1	0.1	0.0	0.2	0.0	0.0	0.2	0.0	0.0	0.2
PL 480-9	40.0	0.0	0.0	40.0	0.0	0.0	40.0	0.0	0.0	40.0
IDA Loan No. 923 PH (2nd Philippine Population Project), RA 4860	19.6	3.8	0.0	23.4	7.4	0.0	30.8	0.0	0.0	30.8
IBRD Loan No. 1102 PH (Mindoro Rural Development Project), RA 4860	22.2	0.0	0.9	21.3	0.0	1.0	20.3	0.0	1.0	19.3
IBRD Loan No. 1272 PH (Manila-Urban Development Project), RA 4860	8.9	0.0	0.4	8.5	0.0	0.4	8.1	0.0	0.4	7.7
IBRD Loan No. 1282 PH (Manila-Urban Development Project)-First Tranche, RA 4860	18.8	0.0	0.9	17.9	0.0	1.0	16.9	0.0	1.0	15.9
IBRD Loan No. 1282 PH (Second Tranche)	5.6	1.6	0.0	7.2	0.0	0.0	7.2	0.0	0.7	6.5

Annex C.3

OUTSTANDING FOREIGN DEBT, BY AGENCY, AS OF YEAR-END, 1986-1988 (Continuation)

(In million dollars)

P A R T I C U L A R S	1 9 8 6			1 9 8 7			1 9 8 8			
	Outstanding	Added	Repayment	Outstanding	Added	Repayment	Outstanding	Added	Repayment	Outstanding
	at the Beginning	Borrowings	of Principal	at the Beginning	Borrowings	of Principal	at the Beginning	Borrowings	of Principal	at the End
IBRD Loan No. 1421 PH (2nd Rural Development Project), RA 4860	9.5	0.2	0.9	8.8	0.0	0.8	8.0	0.0	0.8	7.2
IBRD Loan No. 1506 PH (Reforestation and Protection of Forest Resources), RA 4860	2.6	0.1	0.3	2.4	0.0	0.2	2.2	0.0	0.2	2.0
IBRD Loan No. 1646 PH (Small Farmer Development Project)	13.8	0.3	1.1	13.0	0.0	1.0	12.0	0.0	1.0	11.0
IBRD Loan No. 1647 PH (2nd Urban Development Project), RA 4860	27.4	0.0	2.1	25.3	0.0	2.0	23.3	0.0	2.0	21.3
IBRD Loan No. 1727 PH (2nd Small and Medium Industries Development Project), RA 4860	23.3	0.0	1.7	21.6	0.0	1.7	19.9	0.0	1.7	18.2
IBRD Loan No. 1772 PH (Samar Integrated Rural Development Project), RA 4860	14.6	6.4	1.8	19.2	0.2	1.8	17.6	0.0	1.8	15.8
IBRD Loan No. 1786 PH (Fisheries Training Project), RA 4860	9.6	6.2	2.6	13.2	0.0	2.0	11.2	0.0	2.1	9.1
IBRD Loan No. 1815 PH (Rainfed Agricultural Development Project, Iloilo), RA 4860	4.5	0.2	0.8	3.9	0.0	0.5	3.4	0.0	0.3	3.1
IBRD Loan No. 1821 PH (3rd Urban Development Project), RA 4860	42.6	5.2	4.7	43.1	1.7	4.8	40.0	0.0	4.7	35.3
IBRD Loan No. 1890 PH (Watershed and Erosion Control Project), RA 4860	19.9	2.9	2.5	20.3	0.3	2.6	18.0	0.0	2.5	15.5
IBRD Loan No. 1894 PH (Third Livestock and Fisheries Project), RA 4860	21.9	1.3	1.6	21.6	0.0	1.6	20.0	0.0	1.6	18.4
IBRD Loan No. 1903 PH (Structural Adjustment Loan I)	199.9	0.1	13.4	186.6	0.0	13.3	173.3	0.0	13.3	160.0
IBRD Loan No. 2040 PH (Agricultural										

Annex C.3

OUTSTANDING FOREIGN DEBT, BY AGENCY, AS OF YEAR-END, 1986-1988 (Continuation)
(In million dollars)

P A R T I C U L A R S	1 9 8 6			1 9 8 7			1 9 8 8			
	Outstanding	Added	Repayment	Outstanding	Added	Repayment	Outstanding	Added	Repayment	Outstanding
	at the Beginning	Borrowings	of Principal	at the Beginning	Borrowings	of Principal	at the Beginning	Borrowings	of Principal	at the End
Support Services Project)	4.4	2.2	0.0	6.6	6.9	2.0	11.5	6.3	2.0	15.8
IBRD Loan No. 2127 PH (Textile Sector Restructuring Project), RA 4860	14.0	0.2	0.0	14.2	0.5	0.6	14.1	0.0	1.1	13.0
IBRD Loan No. 2156 PH (National Fisheries Development Project) RA 4860	0.9	0.2	0.0	1.1	1.8	0.1	2.8	0.0	0.1	2.7
IBRD Loan No. 2169 PH (3rd Small and Medium Industries Development Project), RA 4860	54.2	7.9	0.0	62.1	1.3	0.0	63.4	0.0	4.5	58.9
IBRD Loan No. 2201 PH (Petroleum Exploration Promotion Project), RA 4860	7.2	0.2	0.0	7.4	0.3	0.0	7.7	0.0	0.5	7.2
IBRD Loan No. 2206 PH (Rural Water Supply and Sanitation Project)	13.6	2.8	0.0	16.4	4.7	0.0	21.1	1.6	2.4	20.3
IBRD Loan No. 2257 PH (Regional Cities Development Project), RA 4860	9.9	0.0	0.0	9.9	6.8	0.0	16.7	8.8	2.3	23.2
IBRD Loan No. 2266 PH (Structural Adjustment Loan I)	302.2	0.0	0.0	302.2	2.5	0.0	304.7	1.8	10.1	296.4
IBRD Loan No. 2418 PH (5th Highway Project), RA 4860	1.0	8.7	0.0	9.7	16.4	0.0	26.1	17.8	0.0	43.9
IBRD Loan No. 2435 PH (Municipal Development Project)	3.1	1.4	0.0	4.5	8.9	0.0	13.4	6.7	0.0	20.1
IBRD Loan No. 2495 PH (Telecommunication Technical Assistance Project)	1.1	0.3	0.0	1.4	1.0	0.0	2.4	1.0	0.0	3.4
IBRD Loan No. 2716 PH (Second Rural Roads Project)	0.0	0.0	0.0	0.0	3.2	0.0	3.2	16.2	0.0	19.4
IDA Loan No. 790 PH (Rural Infrastructure Project), RA 4860	19.8	1.7	0.0	21.5	0.0	0.2	21.3	0.0	0.2	21.1

Annex C.3

OUTSTANDING FOREIGN DEBT, BY AGENCY, AS OF YEAR-END, 1986-1988 (Continuation)

(In million dollars)

P A R T I C U L A R S	1 9 8 6			1 9 8 7			1 9 8 8			
	Outstanding	Added	Repayment	Outstanding	Added	Repayment	Outstanding	Added	Repayment	Outstanding
	at the	Borrowings	of	at the	Borrowings	of	at the	Borrowings	of	at the
	Beginning		Principal	Beginning		Principal	Beginning		Principal	End
IFAD Loan No. 84 PH (Smallholder Livestock Development Project), RA 4860	2.4	0.6	0.0	3.0	0.0	0.3	2.7	0.0	0.6	2.1
ADB Loan No. 246 PHI (Laguna de Bay Development Project), RA 4860	25.6	0.0	0.5	25.1	0.0	0.5	24.6	0.0	0.6	24.0
ADB Loan No. 285 PHI (Second Davao del Irrigation Project)	0.0	0.0	0.0	0.0	0.0	0.0	0.0	0.0	0.3	(0.3)
ADB Loan No. 305 PHI	0.0	0.0	0.0	0.0	0.0	0.0	0.0	0.1	0.0	0.1
ADB Loan No. 341 PHI (Allah River Irrigation)	0.0	0.0	0.0	0.0	0.0	0.0	0.0	0.0	0.5	(0.5)
ADB Loan Nos. 341/727 PHI	0.0	0.0	0.0	0.0	0.6	0.0	0.6	0.0	0.0	0.6
ADB Loan No. 362 PHI (Agusan Irrigation Project), RA 4860	9.6	0.6	0.0	10.2	0.0	0.0	10.2	0.0	0.0	10.2
ADB Loan No. 406 PHI (Bukidnon Irrigation Project-Schistosomiasis Project)	0.0	0.0	0.0	0.0	0.3	0.0	0.3	0.0	0.0	0.3
ADB Loan No. 417 PHI (Bicol River Basin Irrigation Project), RA 4860	18.6	4.6	0.0	23.2	1.4	0.7	23.9	1.9	0.8	25.0
ADB Loan No. 466 PHI (2nd Laguna de Bay Development Project), RA 4860	5.1	0.8	0.0	5.9	0.0	0.0	5.9	0.0	0.0	5.9
ADB Loan No. 491/597 PHI	0.0	0.0	0.0	0.0	9.2	0.0	9.2	3.9	0.0	13.1
ADB Loan No. 528 PHI (Province of Palawan Project), RA 4860	7.5	3.2	0.0	10.7	0.0	0.0	10.7	0.0	0.0	10.7
ADB Loan No. 529 PHI (Various Projects in Palawan), RA 4860	1.4	0.4	0.0	1.8	0.0	0.0	1.8	0.0	0.0	1.8
ADB Loan Nos. 528/529 PHI	0.0	0.0	0.0	0.0	5.8	0.0	5.8	3.7	0.0	9.5
ADB Loan No. 531 PHI (Technical and Vocational Educational Project)	0.0	0.0	0.0	0.0	13.2	0.0	13.2	1.2	0.0	14.4
ADB Loan No. 548 PHI (Smallholder Live-										

Annex C.3

OUTSTANDING FOREIGN DEBT, BY AGENCY, AS OF YEAR-END, 1986-1988 (Continuation)
(In million dollars)

P A R T I C U L A R S	1 9 8 6			1 9 8 7			1 9 8 8			
	Outstanding	Added	Repayment	Outstanding	Added	Repayment	Outstanding	Added	Repayment	Outstanding
	at the	Borrowings	of	at the	Borrowings	of	at the	Borrowings	of	at the
	Beginning		Principal	Beginning		Principal	Beginning		Principal	End
stock Development Project), RA 4860	2.1	0.5	0.0	2.6	0.0	0.0	2.6	0.0	0.2	2.4
ADB/IDA Loan Nos. 548 PHI and 84 PH	0.0	0.0	0.0	0.0	0.3	0.0	0.3	0.0	0.0	0.3
ADB Loan No. 580 PHI (3rd Davao del Norte Irrigation Project), RA 4860	3.2	0.7	0.0	3.9	0.5	0.0	4.4	0.9	0.4	4.9
ADB Loan No. 628 PHI (Special Supplementary Assistance to Selected Projects), RA 4860	21.8	0.0	0.0	21.8	0.0	0.0	21.8	0.0	0.1	21.7
ADB Loan No. 676 PHI (Aquaculture Development Project in Aklan, Capiz, and Iloilo), RA 4860	0.5	0.6	0.0	1.1	0.9	0.0	2.0	0.5	0.0	2.5
ADB Loan No. 677 PHI (Forestry Development Project)	0.9	0.9	0.0	1.8	2.1	0.0	3.9	2.8	0.0	6.7
ADB Loan No. 727 PHI (Allah River Irrigation Supplementary), RA 4860	1.5	4.6	0.0	6.1	0.0	0.0	6.1	0.0	0.4	5.7
ADB Loan No. 779 PHI	0.0	25.0	0.0	25.0	0.0	0.0	25.0	0.0	0.0	25.0
ADB Loan No. 780 PHI	0.0	25.0	0.0	25.0	0.0	0.0	25.0	0.0	0.0	25.0
OECD Loan No. PH-P37 (Metro Manila Urban Transport Improvement Project), RA 4860	36.4	0.0	0.0	36.4	0.0	0.0	36.4	0.0	0.0	36.4
OECD Loan No. PH-P39 (Nationwide Information Dissemination Project)	6.6	0.0	0.0	6.6	0.0	0.0	6.6	0.0	0.0	6.6
OECD Loan No. PH-P62 (Nationwide Flood Control Dredging Project)	0.1	0.6	0.0	0.7	4.3	0.0	5.0	1.6	0.0	6.6
OECD Loan No. PH-P71 (Pampanga Delta Development Project)	0.0	0.0	0.0	0.0	1.5	0.0	1.5	1.3	0.0	2.8
OECD Loan No. PH-P76	0.0	0.0	0.0	0.0	1.6	0.0	1.6	8.0	0.0	9.6
OECD Loan No. PH-P78	0.0	0.0	0.0	0.0	4.0	0.0	4.0	3.8	0.0	7.8

Annex C.3

OUTSTANDING FOREIGN DEBT, BY AGENCY, AS OF YEAR-END, 1986-1988 (Continuation)

(In million dollars)

P A R T I C U L A R S	1 9 8 6			1 9 8 7			1 9 8 8			
	Outstanding	Added	Repayment	Outstanding	Added	Repayment	Outstanding	Added	Repayment	Outstanding
	at the	Borrowings	of	at the	Borrowings	of	at the	Borrowings	of	at the
	Beginning		Principal	Beginning		Principal	Beginning		Principal	End
Canadian International Development Agency (\$6.4M)	2.9	0.0	0.1	2.8	0.0	0.1	2.7	0.0	0.1	2.6
Definco Loan	1.9	0.0	0.3	1.6	0.0	0.3	1.3	0.0	0.3	1.0
RP-F. Van Lanschot Bankiers, NV of Netherlands (NLG 1.768M)	0.3	0.0	0.2	0.1	0.0	0.1	0.0	0.0	0.0	0.0
RP-F. Van Lanschot Bankiers, NV of Netherlands (NLG 1.2M for 52 Weighing Conveyors for New MIA)	0.2	0.0	0.1	0.1	0.0	0.1	0.0	0.0	0.0	0.0
Japanese Noteholders Series A due 1987	78.0	0.0	9.8	68.2	0.0	9.8	58.4	0.0	0.0	58.4
Japanese Yen Bonds Series No. 1 due 1988	80.7	0.0	21.9	58.8	0.0	21.9	36.9	0.0	21.9	15.0
Japanese Yen Bonds Series No. 2 due 1988	80.7	0.0	21.8	58.9	0.0	21.8	37.1	0.0	21.9	15.2
Japanese Yen Bonds Series No. 3 due 1990	100.9	0.0	15.1	85.8	0.0	15.1	70.7	0.0	15.1	55.6
Japanese Yen Bonds Series No. 4 due 1991	121.0	0.0	11.9	109.1	0.0	11.9	97.2	0.0	11.9	85.3
Swiss Francs Bearer Bonds (50M) due 1989	28.9	0.0	2.0	26.9	0.0	2.1	24.8	0.0	2.0	22.8
RP-Floating Rate Notes due 1986	100.0	0.0	91.2	8.8	0.0	0.0	8.8	0.0	0.0	8.8
US Dollar Denominated Treasury Bills	124.6	0.0	0.0	124.6	0.0	0.0	124.6	0.0	124.6	0.0
US Dollar Denominated Treasury Notes	55.0	0.0	0.0	55.0	0.0	0.0	55.0	0.0	55.0	0.0
5th Denmark Loan DK 14M	2.1	0.0	0.0	2.1	0.0	0.0	2.1	0.0	0.0	2.1
12th Belgian Loan	0.4	0.0	0.0	0.4	0.0	0.0	0.4	0.0	0.0	0.4
Mitsui Finance Asia Ltd.	21.0	0.0	1.4	19.6	0.0	1.4	18.2	0.0	1.4	16.8
KFW Loan Account No. 2816644	6.6	0.0	0.0	6.6	0.0	0.0	6.6	0.0	0.0	6.6
KFW Loan Account No. 2816660	6.9	1.1	0.0	8.0	0.0	0.0	8.0	0.0	0.0	8.0
KFW Loan (Cordillera and Border Peninsula)	0.0	0.0	0.0	0.0	1.3	0.0	1.3	0.0	0.0	1.3
Kuwait-Assisted Road Project	0.0	0.0	0.0	0.0	3.1	0.0	3.1	2.1	0.0	5.2
Other Multi-Agency Loans	0.0	0.0	0.0	0.0	0.0	0.0	0.0	17.1	5.8	11.3

Annex C.3

OUTSTANDING FOREIGN DEBT, BY AGENCY, AS OF YEAR-END, 1986-1988 (Continuation)
(In million dollars)

P A R T I C U L A R S	1 9 8 6			1 9 8 7			1 9 8 8			
	Outstanding	Added	Repayment	Outstanding	Added	Repayment	Outstanding	Added	Repayment	Outstanding
	at the	Borrowings	of	at the	Borrowings	of	at the	Borrowings	of	at the
	Beginning		Principal	Beginning		Principal	Beginning		Principal	End
LIABILITIES ASSUMED BY THE NATIONAL GOVERNMENT										
Philippine National Bank	0.0	0.0	0.0	615.7	0.0	0.0 a/	615.7	0.0	0.0 a/	615.7
Development Bank of the Philippines	0.0	0.0	0.0	1,121.2	0.0	0.0 a/	1,121.2	0.0	0.0 a/	1,121.2
Philippine Nuclear Power Plant	0.0	0.0	0.0	1,170.3	0.0	0.1	1,170.2	0.0	0.1	1,170.1
TOTAL (Multi-Agency Loans)	1,906.2	123.2	212.0	4,724.6	114.0	124.0	4,714.6	109.1	322.5	4,501.2
TOTAL Project Loans	3,181.0	214.5	309.6	5,993.1	215.5	228.9	5,979.7	252.6	422.5	5,809.8
GRAND TOTAL (Program and Project Loans)	3,346.0	567.7	309.6	6,511.3	598.4	228.9	6,880.8	452.6	422.5	6,910.9

a/ Less than \$ 0.1 million.

b/ Includes liabilities of government financial institutions assumed by the national government as of June, 1987.

Section D

Government Corporations

Annex D.1

BUDGETARY SUPPORT TO GOVERNMENT CORPORATIONS, BY RECIPIENT CORPORATION, 1986-1988 a/

(In thousand pesos)

P A R T I C U L A R S	1986				1987 b/				1988			
	Equity	Subsidy	Net	Total	Equity	Subsidy	Net	Total	Equity	Subsidy	Net	Total
	Investment		Lending		Investment		Lending		Investment		Lending	
GOVERNMENT FINANCIAL INSTITUTIONS c/	9,843,940	737,404	6,167,230	16,748,574	90,000	835	1,134,000	1,224,835	325,000	82,000	655,000	1,062,000
Asset Privatization Trust	0	0	0	0	90,000	0	410,000	500,000	0	32,000	260,000	292,000
Central Bank of the Philippines	118,000	0	0	118,000	0	0	0	0	0	0	0	0
Development Bank of the Philippines	3,690,500	0	3,687,410	7,377,910	0	0	0	0	0	0	0	0
Home Insurance and Guaranty Corporation	0	2,004	0	2,004	0	835	0	835	0	0	0	0
National Home Mortgage Finance Corporation	305,000	695,400	(9,000)	991,400	0	0	0	0	0	0	0	0
Philippine Crop Insurance Corporation	0	40,000	0	40,000	0	0	0	0	0	50,000	0	50,000
Philippine Deposit Insurance Corporation	500,000	0	0	500,000	0	0	0	0	325,000	0	0	325,000
Philippine Export and Foreign Loan Guarantee Corporation	1,480,440	0	(181,830)	1,298,610	0	0	724,000	724,000	0	0	395,000	395,000
Philippine National Bank	3,750,000	0	2,670,650	6,420,650	0	0	0	0	0	0	0	0
MAJOR NON-FINANCIAL CORPORATIONS	2,209,190	268,373	8,236,090	10,713,653	2,248,330	699,333	5,461,000	8,408,663	1,337,923	1,560,680	5,049,000	7,947,603
Export Processing Zone Authority	20,000	0	55,270	75,270	20,000	0	73,500	93,500	94,923	0	75,000	169,923
Light Rail Transit Authority	0	0	236,770	236,770	0	0	383,800	383,800	15,000	70,000	655,000	740,000
Local Water Utilities Administration	0	0	35,150	35,150	95,300	0	45,200	140,500	200,000	0	0	200,000
Metro Manila Transit Corporation	0	0	8,680	8,680	0	0	2,100	2,100	0	0	0	0
Metropolitan Waterworks and Sewerage System	264,530	0	315,460	579,990	100,000	0	449,300	549,300	0	0	547,000	547,000
National Development Company	109,200	0	221,460	330,660	80,000	0	312,300	392,300	78,000	0	542,000	620,000
National Electrification Administration	20,000	3,800	998,800	1,022,600	200,000	0	968,100	1,168,100	130,000	0	938,000	1,068,000
National Food Authority	397,640	0	3,456,990	3,854,630	1,169,030	0	1,812,000	2,981,030	0	790,000	0	790,000
National Housing Authority	0	64,000	65,430	129,430	184,000	219,300	105,700	509,000	220,000	230,000	0	450,000
National Irrigation Administration	253,820	161,033	1,682,630	2,097,483	400,000	400,033	2,271,500	3,071,533	600,000	420,000	2,500,000	3,520,000
National Power Corporation	894,000	0	997,540	1,891,540	0	0	(1,124,000)	(1,124,000)	0	0	(244,000)	(244,000)
Philippine National Oil Company	250,000	0	16,160	266,160	0	0	(28,000)	(28,000)	0	0	(29,000)	(29,000)
Philippine National Railways	0	39,540	145,750	185,290	0	80,000	189,500	269,500	0	50,680	65,000	115,680

Annex D.1
BUDGETARY SUPPORT TO GOVERNMENT CORPORATIONS, BY RECIPIENT CORPORATION, 1986-1988 a/ (Continuation)
(In thousand pesos)

P A R T I C U L A R S	1986				1987 b/				1988			
	Equity		Net		Equity		Net		Equity		Net	
	Investment	Subsidy	Lending	Total	Investment	Subsidy	Lending	Total	Investment	Subsidy	Lending	Total
OTHER CORPORATIONS	251,180	539,410	739,370	1,529,960	167,264	600,776	0	768,040	0	204,900	135,000	339,900
Center for International Trade Expositions and Missions, Incorporated	0	0	0	0	0	0	0	0	0	50,000	0	50,000
Cottage Industry Technology Center	0	0	0	0	0	0	0	0	0	4,000	0	4,000
Farm Systems Development Corporation	11,940	5,000	9,380	26,320	0	0	0	0	0	0	0	0
Food Terminal Incorporated	0	0	0	0	0	0	0	0	0	0	135,000	135,000
Human Settlements Development Corporation	0	0	0	0	133,000	0	0	133,000	0	0	0	0
Laguna Lake Development Authority	14,290	0	0	14,290	29,870	0	0	29,870	0	0	0	0
Leyte Sab-A-Basin Development Authority	1,800	0	9,650	11,450	0	0	0	0	0	0	0	0
Lung Center of the Philippines	0	15,000	0	15,000	0	0	0	0	0	0	0	0
Manila International Airport Authority	0	0	48,370	48,370	0	0	0	0	0	0	0	0
Metals Industry Research and Development Center	0	21,020	0	21,020	0	0	0	0	0	8,000	0	8,000
National Cottage Industries Development Authority	0	90,040	0	90,040	0	0	0	0	0	0	0	0
National Kidney Institute	0	23,000	0	23,000	0	0	0	0	0	0	0	0
National Parks Development Corporation	0	27,541	0	27,541	0	26,569	0	26,569	0	30,000	0	30,000
National Post Harvest Institute for Research and Extension	0	6,030	0	6,030	0	0	0	0	0	5,000	0	5,000
Natural Resources Development Corporation	4,700	0	0	4,700	0	0	0	0	0	0	0	0
Pambansang Katipunan ng Kabataang Barangay ng Pilipinas	0	2,300	0	2,300	0	0	0	0	0	0	0	0
Philippine Coconut Authority	0	107,922	0	107,922	0	3,312	0	3,312	0	0	0	0
Philippine Charity Sweepstakes Office	0	0	32,160	32,160	0	0	0	0	0	0	0	0
Philippine Children's Medical Center	0	24,000	0	24,000	0	0	0	0	0	0	0	0
Philippine Dairy Corporation	46,360	0	0	46,360	0	0	0	0	0	0	0	0
Philippine Fisheries Development Authority	111,950	0	17,130	129,080	850	0	0	850	0	0	0	0
Philippine Heart Center	0	34,520	0	34,520	0	0	0	0	0	0	0	0
Philippine High School for the Arts	0	5,290	0	5,290	0	0	0	0	0	0	0	0
Philippine Rice Research Institute	0	0	0	0	0	0	0	0	0	10,000	0	10,000

Annex D.1

BUDGETARY SUPPORT TO GOVERNMENT CORPORATIONS, BY RECIPIENT CORPORATION, 1986-1988 a/ (Continuation)

(In thousand pesos)

P A R T I C U L A R S	1986				1987 b/				1988			
	Equity Investment	Subsidy	Net Lending	Total	Equity Investment	Subsidy	Net Lending	Total	Equity Investment	Subsidy	Net Lending	Total
Philippine Shippers' Council	0	1,320	0	1,320	0	0	0	0	0	1,900	0	1,900
Philippine Shipping and Engineering Corporation	0	0	133,990	133,990	0	0	0	0	0	0	0	0
Philippine Tobacco Administration	0	18,290	0	18,290	0	0	0	0	0	0	0	0
Philippine Tourism Authority	0	5,510	0	5,510	0	0	0	0	0	0	0	0
Philippine Trade Exhibition Center	3,550	0	0	3,550	3,544	0	0	3,544	0	0	0	0
Philippine Veterans Assistance Commission	0	130	0	130	0	0	0	0	0	0	0	0
Philippine Virginia Tobacco Administration	0	47,460	0	47,460	0	0	0	0	0	0	0	0
PHIVIDECA Industrial Authority	2,500	0	0	2,500	0	0	0	0	0	0	0	0
Public Estate Authority	0	0	74,700	74,700	0	0	0	0	0	0	0	0
Rural Waterworks Development Corporation	10,950	10,860	0	21,810	0	0	0	0	0	0	0	0
Southern Philippines Development Authority	23,140	10,000	(4,050)	29,090	0	0	0	0	0	0	0	0
Sugar Regulatory Administration	0	80,777	406,030	486,807	0	570,895	0	570,895	0	96,000	0	96,000
Technology and Livelihood Resource Center	20,000	3,400	12,010	35,410	0	0	0	0	0	0	0	0
Advances on the loans of Non-Performing Assets assumed by the National Government	0	0	0	0	0	0	1,506,221	1,506,221	0	0	1,515,552	1,515,552
UNALLOCATED	0	0	(77,090)	(77,090)	515,126	297,293	514,370	1,326,789	372,712	453,906	617,688	1,444,306
GRAND TOTAL d/	12,304,310	1,545,187	15,065,600	28,915,097	3,020,720	1,598,237	8,615,591	13,234,548	2,035,635	2,301,486	7,972,240	12,309,361

a/ The data in this section are from the Government Corporate Monitoring and Coordinating Committee and the Department of Budget and Management.

b/ The 1987 level is adjusted for comparability which includes P400.033 million subsidy for the communal irrigation projects of National Irrigation Administration.

c/ Includes provisions for possible advances on debts of Government Owned and Controlled Corporations (e.g., Philippine Airlines) which did not respond to Corporate Budget Memorandum No. 8.

d/ Net of Tax Subsidy

Annex D.2
BALANCE SHEETS OF SELECTED GOVERNMENT CORPORATIONS, 1986
(In thousand pesos)

P A R T I C U L A R S	A S S E T S					L I A B I L I T I E S			N E T W O R T H	T O T A L A S S E T S = T O T A L L I A B I L I T I E S A N D N E T W O R T H	
	C u r r e n t		F i x e d		O t h e r A s s e t s		C u r r e n t	L o n g - T e r m			O t h e r L i a b i l i t i e s
	C a s h and Investment in Securities	O t h e r	E q u i p m e n t, L a n d and R e l a t e d I m p r o v e m e n t s and O t h e r s	I n v e s t m e n t i n B o n d s	O t h e r						
GOVERNMENT FINANCIAL INSTITUTIONS	14,438,371	20,415,302	1,506,114	4,475,001	19,914,256	41,962,958	5,693,215	2,788,246	10,304,625	60,749,044	
Home Insurance and Guaranty Corporation	5,810	107,300	2,551	26,091	644,566	58,205	137,199	2,855	588,059	786,318	
Land Bank of the Philippines	7,799,015	0	131,160	407,010	7,419,823	9,310,884	1,443,463	1,342,043	3,660,618	15,757,008	
Philippine Amanah Bank	131,225	112,109	16,402	0	22,553	185,450	0	26,699	70,140	282,289	
Philippine Crop Insurance Corporation	368,700	37,730	2,800	0	1,300	37,400	0	13,200	359,930	410,530	
Philippine Deposit Insurance Corporation	321,343	33,986	3,473	0	1,902,579	321,837	920,000	581,980	437,564	2,261,381	
Philippine Export and Foreign Loan Guarantee Corporation	123,541	195,265	476	0	5,910,109	213,357	3,192,553	174,651	2,648,830	6,229,391	
Philippine National Bank	5,688,737	19,928,912	1,349,252	4,041,900	4,013,326	31,835,825	0	646,818	2,539,484	35,022,127	
MAJOR NON-FINANCIAL CORPORATIONS	8,519,161	32,663,888	157,383,543	0	32,168,492	38,971,032	110,058,608	6,640,497	75,064,947	230,735,084	
Export Processing Zone Authority	113,136	91,988	1,693,223	0	46	28,755	824,195	0	1,045,443	1,898,393	
Light Rail Transit Authority	203,749	73,180	4,266,085	0	281,162	572,631	3,245,647	1,991	1,003,907	4,824,176	
Local Water Utilities Administration	166,868	196,477	59,881	0	1,529,383	200,334	1,145,663	65,983	540,629	1,952,609	
Metro Manila Transit Corporation	129,911	97,765	161,503	0	228,933	68,231	290,253	200,000	59,628	618,112	
Metropolitan Waterworks and Sewerage System	1,364,749	572,471	12,930,546	0	197,917	1,085,196	4,816,650	224,286	8,939,551	15,065,683	
National Development Company	140,491	1,746,527	1,279,229	0	14,916,568	1,527,605	9,308,485	635,244	6,611,481	18,082,815	
National Electrification Administration	145,202	2,034,453	10,551	0	6,011,430	555,880	5,210,608	0	2,435,148	8,201,636	
National Food Authority	1,607,134	5,368,209	1,045,691	0	2,398,746	5,220,742	6,107,872	41,704	(950,538)	10,419,780	
National Housing Authority	466,602	189,215	3,454,823	0	511,649	387,034	1,465,446	193,247	2,576,562	4,622,289	
National Irrigation Administration	735,885	1,370,358	13,837,640	0	20,090	60,993	3,871,468	1,853,908	10,177,604	15,963,973	
National Power Corporation	2,123,389	10,602,270	111,256,917	0	1,635,290	20,529,880	68,543,659	1,828,539	34,715,788	125,617,866	
Philippine National Oil Company	1,290,000	10,191,000	5,202,000	0	4,414,000	7,975,000	5,027,000	1,594,000	6,501,000	21,097,000	
Philippine National Railways	32,045	129,975	2,185,454	0	23,278	758,751	201,662	1,595	1,408,744	2,370,752	

Annex D.2

BALANCE SHEETS OF SELECTED GOVERNMENT CORPORATIONS, 1986 (Continuation)

(In thousand pesos)

P A R T I C U L A R S	A S S E T S					L I A B I L I T I E S			N E T W O R T H	TOTAL ASSETS = TOTAL LIABILITIES AND NET WORTH	
	C u r r e n t		F i x e d		O t h e r Assets		C u r r e n t	L o n g - T e r m			O t h e r Liabilities
	Cash and Investment in Securities	Other	Equipment, Land and Related Improvements and Others	Investment in Bonds	Other						
OTHER CORPORATIONS	1,496,844	877,433	2,919,857	432,305	1,401,191	1,466,264	736,790	189,983	4,734,593	7,127,630	
Center for International Trade Expositions and Missions	14,606	9,373	49,137	0	1,389	16,231	16,000	11,641	30,633	74,505	
Cottage Industry Technology Center	127	9	62,532	0	0	256	0	8	62,404	62,668	
Farm Systems Development Corporation	22,916	125,681	410,609	0	68,890	96,473	307,655	28	223,940	628,096	
Food Terminal, Incorporated	14,071	169,527	384,513	0	23,285	871,440	51,746	0	(331,790)	591,396	
Laguna Lake Development Authority	49,396	26,729	21,993	0	45,852	4,056	2,547	25,015	112,352	143,970	
Leyte Sab-A Basin Development Authority	4,948	22,317	49,203	0	97	21,161	1,492	0	53,912	76,565	
Lung Center of the Philippines	15,334	9,435	5,325	0	346	4,663	0	1,620	24,157	30,440	
Metals Industry Research and Development Center	37,282	8,212	82,957	0	515	3,759	0	766	124,441	128,966	
National Kidney Institute	79,735	16,746	372,427	0	239	41,527	0	11,838	415,782	469,147	
National Post Harvest Institute for Research and Extension	14,219	420	18,164	0	385	2,736	0	0	30,452	33,188	
Natural Resources Development Corporation	10,384	3,548	128,891	0	5,990	2,309	0	5,468	141,036	148,813	
Philippine Children's Medical Center	33,522	2,929	86,493	0	110	5,033	0	1,161	116,860	123,054	
Philippine Cotton Corporation	34,844	82,843	51,906	0	37,975	149,715	77,034	18,881	(38,062)	207,568	
Philippine Dairy Corporation	80,530	2,097	62,434	0	22,094	1,260	20	73,337	92,538	167,155	
Philippine Fisheries Development Authority	163,712	26,316	213,420	0	57,108	25,064	160,789	6,011	268,692	460,556	
Philippine Heart Center	46,642	39,964	77,709	0	5,844	6,405	4,663	4,663	159,091	170,159	
Philippine High School for the Arts	3,477	469	1,892	0	0	674	0	67	5,097	5,838	
Philippine Retirement Park System	5,301	333	305	0	2,639	314	0	1,607	6,657	8,578	
Philippine Rice Research Institute	7,466	1	0	0	0	109	0	6	7,352	7,467	
Philippine Shippers' Council	750	25	27	0	0	10	0	4	788	802	
Philippine Tobacco Administration	19,762	118,328	9,857	0	11,944	10,795	0	3,144	145,952	159,891	
Philippine Tourism Authority	151,782	14,199	543,019	0	710,009	53,460	34,807	4,309	1,326,433	1,419,009	
Philippine Veterans Assistance Commission	20,645	154	1,406	0	0	299	0	106	21,800	22,205	

BALANCE SHEETS OF SELECTED GOVERNMENT CORPORATIONS, 1986 (Continuation)

(In thousand pesos)

P A R T I C U L A R S	A S S E T S					L I A B I L I T I E S			N E T W O R T H	T O T A L A S S E T S = T O T A L L I A B I L I T I E S A N D N E T W O R T H	
	C u r r e n t		F i x e d		O t h e r A s s e t s		C u r r e n t	L o n g - T e r m			O t h e r L i a b i l i t i e s
	Cash and	O t h e r	Equipment, Land	I n v e s t m e n t	O t h e r						
	Investment		and Related			in Bonds					
	in		Improvements			and Others					
Securities											
Philippine Virginia Tobacco Administration	205,723	6,454	13,737	0	126,552	3,548		585	348,333	352,466	
PHIVIDEC Industrial Authority	2,201	14,559	102,486	0	13,321	17,528		5,278	109,761	132,567	
Guedan Guarantee Fund Board	154,246	105,002	1,491	0	232	86,036			174,935	260,971	
Southern Philippines Development Authority	13,742	21,527	17,357	0	223,951	1,132	680	4,164	270,601	276,577	
Sugar Regulatory Administration	220,000	20,746	131,475	424,646	1,286	26,825	84,020	9,676	677,632	798,153	
Technology and Livelihood Resource Center	69,481	29,491	19,091	7,659	41,138	13,446		600	152,814	166,860	
GRAND TOTAL	24,454,376	53,956,623	161,809,514	4,907,306	53,483,939	82,400,254	116,488,613	9,618,726	90,104,165	298,611,758	

Annex D.3
BALANCE SHEETS OF SELECTED GOVERNMENT CORPORATIONS, 1987
(In thousand pesos)

P A R T I C U L A R S	A S S E T S					L I A B I L I T I E S			N E T W O R T H	T O T A L A S S E T S = T O T A L L I A B I L I T I E S A N D N E T W O R T H
	C u r r e n t		F i x e d	O t h e r A s s e t s		C u r r e n t	L o n g - T e r m	O t h e r L i a b i l i t i e s		
	Cash and Investment in Securities	Other		Equipment, Land and Related Improvements and Others	Investment in Bonds Other					
GOVERNMENT FINANCIAL INSTITUTIONS	14,091,229	18,055,056	796,098	6,854,531	27,012,319	43,783,986	8,618,146	3,220,261	11,186,840	66,809,233
Home Insurance and Guaranty Corporation	1,000	87,286	4,921	26,091	854,695	18,299	351,946	3,024	600,724	973,993
Land Bank of the Philippines	4,606,820	0	170,320	3,444,440	10,479,890	9,237,863	3,844,210	1,758,587	3,860,810	18,701,470
Philippine Amanah Bank	125,367	148,565	14,609	0	20,225	212,056	0	24,200	72,510	308,766
Philippine Crop Insurance Corporation	318,475	38,670	11,100	0	1,300	37,500	0	13,200	318,845	369,545
Philippine Deposit Insurance Corporation	73,767	89,532	3,449	0	2,651,959	352,185	1,263,164	565,352	638,006	2,818,707
Philippine Export and Foreign Loan Guarantee Corporation	(485,200)	194,003	699	0	6,892,250	179,083	3,158,826	173,898	3,089,945	6,601,752
Philippine National Bank	9,451,000	17,497,000	591,000	3,384,000	6,112,000	33,747,000	0	682,000	2,606,000	37,035,000
MAJOR NON-FINANCIAL CORPORATIONS	7,197,156	29,745,538	133,258,341	0	31,639,904	33,732,187	90,467,203	5,798,299	71,843,250	201,840,939
Export Processing Zone Authority	82,222	98,163	1,890,715	0	13,470	28,755	1,026,770	0	1,029,045	2,084,570
Light Rail Transit Authority	1,307	115,268	4,260,873	0	216,937	494,511	3,311,936	1,991	785,947	4,594,385
Local Water Utilities Administration	88,474	248,575	74,789	0	1,957,635	207,133	1,463,434	65,983	632,923	2,369,473
Metro Manila Transit Corporation	150,786	131,377	170,320	0	186,225	49,526	319,512	200,000	69,670	638,708
Metropolitan Waterworks and Sewerage System	879,880	526,669	15,743,400	0	222,920	791,470	5,345,130	165,330	11,040,939	17,342,869
National Development Company	50434	974163	578615	0	8993021	1405633	6077990	70255	3,042,355	10,596,233
National Electrification Administration	45,202	2,266,453	9,351	0	6,483,230	404,880	5,954,908	0	2,444,448	8,804,236
National Food Authority	232,827	6,362,258	1,435,741	0	2,511,240	5,378,561	7,169,705	41,704	(2,047,904)	10,542,066
National Housing Authority	297,340	134,453	4,192,496	0	584,897	513,646	1,485,663	219,933	2,989,944	5,209,186
National Irrigation Administration	713,215	2,171,395	14,962,000	0	20,093	65,850	5,152,724	1,980,508	10,667,621	17,866,703
National Power Corporation	886,000	6,891,000	81,817,000	0	5,460,000	13,376,000	47,195,000	1,509,000	32,974,000	95,054,000
Philippine National Oil Company	3,730,000	9,668,000	5,726,000	0	4,976,000	10,069,000	5,631,000	1,542,000	6,858,000	24,100,000
Philippine National Railways	38,469	157,764	2,427,041	0	14,236	947,222	333,431	1,595	1,356,262	2,638,510

Annex D.3
BALANCE SHEETS OF SELECTED GOVERNMENT CORPORATIONS, 1987 (Continuation)
(In thousand pesos)

P A R T I C U L A R S	A S S E T S					L I A B I L I T I E S			N E T W O R T H	T O T A L A S S E T S = T O T A L L I A B I L I T I E S A N D N E T W O R T H
	C u r r e n t		F i x e d	O t h e r A s s e t s		C u r r e n t	L o n g T e r m	O t h e r L i a b i l i t i e s		
	C a s h a n d I n v e s t m e n t i n S e c u r i t i e s	O t h e r	E q u i p m e n t, L a n d a n d R e l a t e d I m p r o v e m e n t s a n d O t h e r s	I n v e s t m e n t i n B o n d s	O t h e r					
OTHER CORPORATIONS	1,061,525	659,222	2,778,720	432,305	1,692,697	1,322,949	571,522	197,343	4,532,655	6,624,469
Center for International Trade, Expositions and Missions	3,945	7,269	45,457	0	3,939	11,818	16,000	3,402	29,390	60,610
Cottage Industry Technology Center	604	6	82,886	0	0	105	0	6	83,385	83,496
Food Terminal Incorporated	14,071	150,727	366,144	0	21,833	929,201	51,746	0	(428,172)	552,775
Laguna Lake Development Authority	51,391	22,014	39,367	0	83,062	4,463	2,292	30,017	159,062	195,834
Leyte Sab-A Basin Development Authority	3,942	20,585	50,936	0	0	17,287	838	0	57,338	75,463
Lung Center of the Philippines	1,044	6,670	5,825	0	200	4,345	0	1,788	7,606	13,739
Metals Industry Research and Development Center	13,435	9,280	84,425	0	515	4,572	0	766	102,317	107,655
National Kidney Institute	5,311	13,097	377,427	0	239	9,846	0	6,764	379,464	396,074
National Post Harvest Institute for Research and Extension	1,662	2,749	20,929	0	385	2,548	0	0	23,177	25,725
Natural Resources Development Corporation	6,242	16,919	136,924	0	19,371	2,309	18,000	5,468	153,679	179,456
Philippine Children's Medical Center	5,930	3,211	93,293	0	63	5,400	0	1,213	95,884	102,497
Philippine Cotton Corporation	20,774	69,270	50,573	0	35,978	149,525	78,480	18,841	(70,251)	176,595
Philippine Dairy Corporation	53,617	1,157	82,214	0	43,116	1,380	0	88,037	90,687	180,104
Philippine Fisheries Development Authority	78,137	38,341	317,536	0	75,944	17,428	267,359	10,550	214,621	509,958
Philippine Heart Center	143	42,158	109,212	0	5,914	22,716	0	2,091	132,620	157,427
Philippine High School for the Arts	416	75	2,043	0	0	0	0	75	2,459	2,534
Philippine Retirement Park System	(78)	333	350	0	2,639	432	0	1,607	1,205	3,244
Philippine Rice Research Institute	3,082	0	5,000	0	0	0	0	0	8,082	8,082
Philippine Shippers' Council	29	20	13	0	0	15	0	5	42	62
Philippine Tobacco Administration	14,099	125,036	14,857	0	11,884	10,795	0	3,144	151,937	165,876
Philippine Tourism Authority	99,213	18,927	593,324	0	795,464	72,884	34,807	4,309	1,394,928	1,506,928
Philippine Veterans Assistance Commission	21,490	154	1,446	0	0	91	0	106	22,893	23,090

Annex D.3
BALANCE SHEETS OF SELECTED GOVERNMENT CORPORATIONS, 1987 (Continuation)
(In thousand pesos)

P A R T I C U L A R S	A S S E T S					L I A B I L I T I E S			N E T W O R T H	T O T A L A S S E T S = T O T A L L I A B I L I T I E S A N D N E T W O R T H
	C u r r e n t		F i x e d	O t h e r A s s e t s		C u r r e n t	L o n g - T e r m	O t h e r L i a b i l i t i e s		
	C a s h and I n v e s t m e n t i n S e c u r i t i e s	O t h e r	E q u i p m e n t, L a n d a n d R e l a t e d I m p r o v e m e n t s a n d O t h e r s	I n v e s t m e n t i n B o n d s	O t h e r					
Philippine Virginia Tobacco Administration	156,668	6,046	17,062	0	124,025	4,276	0	224	299,301	303,801
PHIVIDEC Industrial Authority	(2,237)	13,452	105,616	0	13,321	13,399	0	5,459	111,294	130,152
Buedan Guarantee Fund Board	193,504	55,553	2,292	0	233	6,557	0	0	245,025	251,582
Southern Philippines Development Authority	14,146	4,655	17,857	0	273,743	832	20,000	4,070	285,499	310,401
Sugar Regulatory Administration	243,600	14,546	136,075	424,646	1,286	19,120	82,000	9,401	709,632	820,153
Technology and Livelihood Resource Center	57,345	16,972	19,637	7,659	179,543	11,605	0	0	269,551	281,156
GRAND TOTAL	22,349,910	48,459,816	136,833,159	7,286,836	60,344,920	78,839,122	99,656,871	9,215,903	87,562,745	275,274,641

Annex D.4
BALANCE SHEETS OF SELECTED GOVERNMENT CORPORATIONS, 1988
(In thousand pesos)

P A R T I C U L A R S	A S S E T S					L I A B I L I T I E S			N E T W O R T H	T O T A L A S S E T S = T O T A L L I A B I L I T I E S A N D N E T W O R T H
	C u r r e n t		Fixed	O t h e r A s s e t s		Current	Long-Term	Other Liabilities		
	Cash and	Other	Equipment, Land and Related Improvements and Others	Investment	Other					
	Investment in Securities			in Bonds						
GOVERNMENT FINANCIAL INSTITUTIONS	17,464,302	18,521,849	895,575	7,363,031	33,303,422	47,211,971	13,765,431	3,383,407	13,187,370	77,548,179
Home Insurance and Guaranty Corporation	1,000	80,558	7,671	26,091	892,527	18,299	361,021	3,024	625,503	1,007,847
Land Bank of the Philippines	5,607,990		213,040	3,475,940	16,232,555	9,485,860	8,994,910	1,882,840	5,165,915	25,529,525
Philippine Amanah Bank	120,625	138,574	14,609	0	27,064	198,964	0	30,591	71,317	300,872
Philippine Crop Insurance Corporation	314,593	37,500	10,000	0	1,300	38,000	0	13,200	312,193	363,393
Philippine Deposit Insurance Corporation	37,674	153,070	3,244	0	3,337,447	528,054	1,263,164	572,854	1,167,363	3,531,435
Philippine Export and Foreign Loan Guarantee Corporation	(687,580)	194,147	1,011	0	7,156,529	181,794	3,146,336	173,898	3,162,079	6,664,107
Philippine National Bank	12,070,000	17,918,000	646,000	3,861,000	5,656,000	36,761,000	0	707,000	2,683,000	40,151,000
MAJOR NON-FINANCIAL CORPORATIONS	5,926,168	29,385,571	137,021,584	0	38,571,881	32,544,652	93,593,103	5,731,515	79,035,934	210,905,204
Export Processing Zone Authority	30,122	90,890	2,093,978	0	13,470	28,755	1,038,907	0	1,160,798	2,228,460
Light Rail Transit Authority	1,307	113,525	4,091,559	0	249,745	494,511	3,553,290	1,991	406,344	4,456,136
Local Water Utilities Administration	41,880	382,843	74,987	0	2,563,597	192,133	1,955,965	65,983	849,226	3,063,307
Metro Manila Transit Corporation	133,169	122,347	209,830	0	182,158	75,902	212,688	290,572	68,342	647,504
Metropolitan Waterworks and Sewerage System	217,660	613,282	17,880,770	0	242,920	551,320	1,214,490		17,188,822	18,954,632
National Development Company	30,463	1,278,465	560,945	0	9,037,030	1,551,460	5,597,385	86,303	3,671,755	10,906,903
National Electrification Administration	4,302	2,400,353	8,251	0	6,621,230	404,880	6,655,808		1,973,448	9,034,136
National Food Authority	347,259	3,888,636	1,676,544	0	2,535,036	6,138,739	8,494,873	41,704	(6,227,841)	8,447,475
National Housing Authority	53,229	119,792	33,405	0	5,040,366	765,857	1,034,442	86,139	3,360,354	5,246,792
National Irrigation Administration	255,673	2,099,610	17,195,777	0	20,093	69,010	6,296,362	2,106,228	11,099,553	19,571,153
National Power Corporation	1,314,000	7,699,000	84,147,000	0	5,476,000	9,008,000	51,367,000	1,509,000	36,752,000	98,636,000
Philippine National Oil Company	3,472,000	10,411,000	6,210,000	0	6,576,000	12,219,000	5,571,000	1,542,000	7,337,000	26,669,000
Philippine National Railways	25,104	165,828	2,838,538	0	14,236	1,045,085	600,893	1,595	1,396,133	3,043,706

Annex D.4

BALANCE SHEETS OF SELECTED GOVERNMENT CORPORATIONS, 1988 (Continuation)

(In thousand pesos)

PARTICULARS	ASSETS					LIABILITIES			NET WORTH	TOTAL ASSETS = TOTAL LIABILITIES AND NET WORTH
	Current		Fixed	Other Assets		Current	Long-Term	Other Liabilities		
	Cash and		Equipment, Land							
	Investment in Securities	Other	and Related Improvements and Others	Investment in Bonds	Other					
OTHER CORPORATIONS	835,877	723,984	2,913,534	432,305	1,905,773	1,152,354	580,016	411,449	4,667,654	6,811,473
Center for International Trade, Expositions and Missions	1,670	2,081	41,687	0	1,039	9,322	16,000	3,402	17,753	46,477
Cottage Industry Technology Center	646	7	137,020	0	0	42	0	7	137,624	137,673
Food Terminal Incorporated	14,071	183,205	389,696	0	18,930	805,466	51,746	218,440	(469,750)	605,902
Laguna Lake Development Authority	51,107	19,783	35,430	0	116,486	5,199	2,063	36,022	179,522	222,806
Leyte Sab-A Basin Development Authority	6,503	17,551	54,085	0	0	12,465	569	0	65,105	78,139
Lung Center of the Philippines	3,296	3,709	7,740	0	250	3,924	0	1,950	9,121	14,995
Metals Industry Research and Development Center	2,160	9,509	87,362	0	515	5,325	0	766	93,455	99,546
National Kidney Institute	4,032	14,608	380,427	0	239	8,650	0	8,395	382,261	399,306
National Post Harvest Institute for Research and Extension	659	12,845	18,615	0	385	3,015	0	0	29,489	32,504
Natural Resources Development Corporation	29,544	20,050	133,481	0	36,285	2,309	18,000	5,468	193,583	219,360
Philippine Children's Medical Center	3,640	3,119	94,293	0	73	4,899	0	1,264	94,962	101,125
Philippine Cotton Corporation	8,702	64,711	45,284	0	32,934	172,314	75,404	18,842	(114,929)	151,631
Philippine Dairy Corporation	20,548	657	82,014	0	58,339	180	0	80,037	81,341	161,558
Philippine Fisheries Development Authority	26,466	43,563	366,718	0	55,469	21,492	279,427	11,671	179,626	492,216
Philippine Heart Center	122	36,196	108,102	0	6,436	8,313	0	1,798	140,745	150,856
Philippine High School for the Arts	416	75	2,109	0	0	0	0	75	2,525	2,600
Philippine Retirement Park System	231	333	3,608	0	3,280	1,430	0	1,607	4,415	7,452
Philippine Rice Research Institute	3,082		12,000	0	0	0	0	0	15,082	15,082
Philippine Shippers' Council	128	10	382	0	0	20	0	10	490	520
Philippine Tobacco Administration		139,544	14,857	0	11,944	10,795	0	3,144	152,406	166,345
Philippine Tourism Authority	8,407	14,927	569,411	0	815,863	21,214	34,807	4,309	1,348,278	1,408,608

Annex D.4

BALANCE SHEETS OF SELECTED GOVERNMENT CORPORATIONS, 1988 (Continuation)

(In thousand pesos)

P A R T I C U L A R S	A S S E T S					L I A B I L I T I E S			NET WORTH	TOTAL ASSETS = TOTAL LIABILITIES AND NET WORTH
	C u r r e n t		Fixed	Other Assets		Current	Long-Term	Other Liabilities		
	Cash and	Other	Equipment, Land	Investment	Other					
	Investment in Securities		and Related Improvements and Others							
Philippine Veterans Assistance Commission	21,039	99	1,446	0	0	92	0	51	22,441	22,584
Philippine Virginia Tobacco Administration	106,418	7,490	20,962	0	124,334	4,642	0	224	254,338	259,204
PHIVIDEC Industrial Authority	(3,324)	16,910	120,221	0	13,321	15,138	0	4,509	127,481	147,128
Quedan Guarantee Fund Board	174,452	89,184	1,811	0	233	6,557	0	0	259,123	265,680
Southern Philippines Development Authority	8,651	5,180	20,535	0	302,838	855	20,000	3,537	312,812	337,204
Sugar Regulatory Administration	336,160	9,546	146,075	424,646	1,286	12,600	82,000	5,921	817,192	917,713
Technology and Livelihood Resource Center	7,051	9,092	18,163	7,659	305,294	16,096	0	0	331,163	347,259
GRAND TOTAL	24,226,347	48,631,404	140,830,693	7,795,336	73,781,076	80,908,977	107,938,550	9,526,371	96,890,958	295,264,856

Annex D.5

INCOME STATEMENTS OF SELECTED GOVERNMENT CORPORATIONS, 1986

(In thousand pesos)

P A R T I C U L A R S	G R O S S R E V E N U E S			E X P E N S E S			N E T I N C O M E (L O S S)
	Operating Revenue	Other	Total	Personal Services	Maintenance and Other Operating Expenses	Total	
GOVERNMENT FINANCIAL INSTITUTIONS	909,244	5,020,065	5,929,309	607,136	8,577,054	9,184,190	(3,254,881)
Home Insurance and Guaranty Corporation	7,311	51,097	58,408	17,672	12,817	30,489	27,919
Land Bank of the Philippines	511,540	965,360	1,476,900	125,946	963,645	1,089,591	387,309
Philippine Amanah Bank	30,062	5,371	35,433	7,355	26,065	33,420	2,013
Philippine Crop Insurance Corporation	23,200	117,600	140,800	24,700	158,000	182,700	(41,900)
Philippine Deposit Insurance Corporation	136,179	58,982	195,161	8,858	182,192	191,050	4,111
Philippine Export and Foreign Loan Guarantee Corporation	71,578	9,894	81,472	4,483	141,086	145,569	(64,097)
Philippine National Bank	129,374	3,811,761	3,941,135	418,122	7,093,249	7,511,371	(3,570,236)
MAJOR NON-FINANCIAL CORPORATIONS	23,288,072	6,804,609	30,092,681	1,849,412	27,640,557	29,489,969	602,712
Export Processing Zone Authority	121,487	6,347	127,834	35,565	121,726	157,291	(29,457)
Light Rail Transit Authority	229,820	34,252	264,072	45,414	458,413	503,827	(239,755)
Local Water Utilities Administration	176,984	27,567	204,551	49,615	136,922	186,537	18,014
Metro Manila Transit Corporation	226,452	16,692	243,144	49,950	191,781	241,731	1,413
Metropolitan Waterworks and Sewerage System	1,486,300	115,356	1,601,656	212,915	534,466	747,381	854,275
National Development Company	836,315	0	836,315	19,864	616,728	636,592	199,723
National Electrification Administration	263,515	11,389	274,904	34,293	202,988	237,281	37,623
National Food Authority	1,354,145	257,337	1,611,482	257,281	2,596,376	2,853,657	(1,242,175)
National Housing Authority	25,548	170,327	195,875	48,929	74,594	123,523	72,352
National Irrigation Administration	222,129	467,127	689,256	249,972	532,683	782,655	(93,399)
National Power Corporation	16,513,803	4,565,683	21,079,486	615,411	19,749,443	20,364,854	714,632
Philippine National Oil Company	1,761,000	1,067,000	2,828,000	136,000	2,269,000	2,405,000	423,000

Annex D.5
 INCOME STATEMENTS OF SELECTED GOVERNMENT CORPORATIONS, 1986 (Continuation)
 (In thousand pesos)

P A R T I C U L A R S	G R O S S R E V E N U E S			E X P E N S E S			N E T I N C O M E (L O S S)
	Operating Revenue	Other	Total	Personal Services	Maintenance and Other Operating Expenses	Total	
Philippine National Railways	70,574	65,532	136,106	94,203	155,437	249,640	(113,534)
OTHER CORPORATIONS	959,493	427,693	1,387,186	424,603	901,806	1,326,409	60,777
Center for International Trade, Expositions and Missions	49,919	503	50,422	13,142	41,298	54,440	(4,018)
Cottage Industry Technology Center	0	2,917	2,917	2,000	905	2,905	12
Farm Systems Development Corporation	362	24,470	24,832	21,333	27,729	49,062	(24,230)
Food Terminal Incorporated	264,191	6,131	270,322	57,102	361,104	418,206	(147,884)
Laguna Lake Development Authority	7,560	4,639	12,199	4,885	6,310	11,195	1,004
Leyte Sab-A Basin Development Authority	5,863	5,022	10,885	946	9,424	10,370	515
Lung Center of the Philippines	28,678	17,178	45,856	14,089	31,512	45,601	255
Metals Industry Research and Development Center	3,609	24,627	28,236	10,911	5,985	16,896	11,340
National Kidney Institute	14,501	34,707	49,208	14,735	24,688	39,423	9,785
National Post Harvest Institute for Research and Extension	10,624	7,041	17,665	5,943	5,476	11,419	6,246
Natural Resources Development Corporation	5,787	724	6,511	2,501	3,376	5,877	634
Philippine Children's Medical Center	10,159	26,938	37,097	14,990	14,582	29,572	7,525
Philippine Cotton Corporation	(3,541)	8,768	5,227	5,743	80,198	85,941	(80,714)
Philippine Dairy Corporation	301	0	301	3,185	1,240	4,425	(4,124)
Philippine Fisheries Development Authority	32,914	8,630	41,544	27,225	45,289	72,514	(30,970)
Philippine Heart Center	66,702	42,678	109,380	32,266	57,994	90,260	19,120
Philippine High School for the Arts	0	5,290	5,290	913	1,007	1,920	3,370

Annex D.5

INCOME STATEMENTS OF SELECTED GOVERNMENT CORPORATIONS, 1986 (Continuation)

(In thousand pesos)

P A R T I C U L A R S	G R O S S R E V E N U E S			E X P E N S E S			N E T I N C O M E (L O S S)
	Operating Revenue	Other	Total	Personal Services	Maintenance and Other Operating Expenses	Total	
Philippine Retirement Park System	0	1,000	1,000	2,842	1,501	4,343	(3,343)
Philippine Rice Research Institute	0	8,200	8,200	541	324	865	7,335
Philippine Shippers' Council	189	1,320	1,509	702	109	811	698
Philippine Tobacco Administration	693	20,729	21,422	16,125	5,564	21,689	(267)
Philippine Tourism Authority	253,415	23,729	277,144	52,255	71,905	124,160	152,984
Philippine Veterans Assistance Commission	2,550	347	2,897	794	2,907	3,701	(804)
Philippine Virginia Tobacco Administration	13,045	55,206	68,251	27,553	14,833	42,386	25,865
PHIVIDECA Industrial Authority	18,325	795	19,120	5,303	13,283	18,586	534
Quedan Guarantee Fund Board	14,682	21,401	36,083	9,129	11,646	20,775	15,308
Southern Philippines Development Authority	10,340	15,140	25,480	5,508	5,292	10,800	14,680
Sugar Regulatory Administration	120,031	46,854	166,885	55,038	37,528	92,566	74,319
Technology And Livelihood Resource Center	28,594	12,709	41,303	16,904	18,797	35,701	5,602
GRAND TOTAL	25,156,809	12,252,367	37,409,176	2,881,151	37,119,417	40,000,568	(2,591,392)

Annex D.6
INCOME STATEMENTS OF SELECTED GOVERNMENT CORPORATIONS, 1987
(In thousand pesos)

P A R T I C U L A R S	G R O S S R E V E N U E S			E X P E N S E S			N E T I N C O M E (L O S S)
	Operating Revenue	Other	Total	Personal Services	Maintenance and Other Operating Expenses	Total	
GOVERNMENT FINANCIAL INSTITUTIONS	1,354,587	2,584,365	3,938,952	587,542	3,230,458	3,818,000	120,952
Home Insurance and Guaranty Corporation	11,063	49,578	60,641	17,672	30,304	47,976	12,665
Land Bank of the Philippines	575,080	662,560	1,237,640	138,540	829,289	967,829	269,811
Philippine Amanah Bank	27490	13362	40,852	7427	30415	37,842	3,010
Philippine Crop Insurance Corporation	31,500	96,400	127,900	26,545	111,580	138,125	(10,225)
Philippine Deposit Insurance Corporation	138,300	86,713	225,013	16,132	207,922	224,054	959
Philippine Export and Foreign Loan Guarantee Corporation	73,154	3,752	76,906	5,226	293,948	299,174	(222,268)
Philippine National Bank	498,000	1,672,000	2,170,000	376,000	1,727,000	2,103,000	67,000
MAJOR NON-FINANCIAL CORPORATIONS	27,609,453	7,365,532	34,974,985	3,023,352	32,800,266	35,823,618	(848,633)
Export Processing Zone Authority	131,333	3,042	134,375	36,922	133,851	170,773	(36,398)
Light Rail Transit Authority	247,294	70,507	317,801	74,060	723,441	797,501	(479,700)
Local Water Utilities Administration	187,387	24,024	211,411	73,124	173,278	246,402	(34,991)
Metro Manila Transit Corporation	270,352	22,348	292,700	62,236	225,384	287,620	5,080
Metropolitan Waterworks and Sewerage System	1,872,720	399,635	2,272,355	356,500	1,366,605	1,723,105	549,250
National Development Company	421,289	0	421,289	16,152	278,914	295,066	126,223
National Electrification Administration	296,000	10,000	306,000	40,700	456,000	496,700	(190,700)
National Food Authority	1,694,387	41,205	1,735,592	267,810	3,734,179	4,001,989	(2,266,397)
National Housing Authority	16,157	346,462	362,619	49,008	84,229	133,237	229,382
National Irrigation Administration	277,510	947,206	1,224,716	305,966	1,081,652	1,387,618	(162,902)
National Power Corporation	20,204,000	4,528,000	24,732,000	865,000	22,843,000	23,708,000	1,024,000
Philippine National Oil Company	1,888,000	707,000	2,595,000	763,000	1,455,000	2,218,000	377,000

Annex D.6

INCOME STATEMENTS OF SELECTED GOVERNMENT CORPORATIONS, 1987.(Continuation)

(In thousand pesos)

P A R T I C U L A R S	G R O S S R E V E N U E S			E X P E N S E S			NET INCOME (LOSS)
	Operating Revenue	Other	Total	Personal Services	Maintenance and Other Operating Expenses	Total	
Philippine National Railways	103,024	266,103	369,127	112,874	244,733	357,607	11,520
OTHER CORPORATIONS	1,314,853	661,187	1,976,040	524,368	1,649,482	2,173,850	(197,810)
Center for International Trade, Expositions and Missions	53,498	200	53,698	10,520	46,140	56,660	(2,962)
Cottage Industry Technology Center	500	9,991	10,491	4,660	5,332	9,992	499
Farm Systems Development Corporation	242	2,309	2,551	15,000	19,760	34,760	(32,209)
Food Terminal Incorporated	389,564	5,309	394,873	52,100	439,154	491,254	(96,381)
Laguna Lake Development Authority	9,490	16,223	25,713	7,524	12,621	20,145	5,568
Leyte Sab-A Basin Development Authority	2,614	4,903	7,517	1,712	4,759	6,471	1,046
Lung Center of the Philippines	30,000	1,450	31,450	17,120	30,880	48,000	(16,550)
Metals Industry Research and Development Center	6,272	1,185	7,457	19,688	9,893	29,581	(22,124)
National Kidney Institute	24,000	3,000	27,000	20,640	42,678	63,318	(36,318)
National Post Harvest Institute for Research and Extension	13,701	999	14,700	9,914	12,061	21,975	(7,275)
Natural Resources Development Corporation	64,479	784	65,263	31,122	21,496	52,618	12,645
Philippine Children's Medical Center	12,852	586	13,438	15,254	16,746	32,000	(18,562)
Philippine Cotton Corporation	15,172	4,586	19,758	6,561	47,356	53,917	(34,159)
Philippine Dairy Corporation	0	1,500	1,500	3,231	2,040	5,271	(3,771)
Philippine Fisheries Development Authority	39,171	4,200	43,371	38,374	59,616	97,990	(54,619)
Philippine Heart Center	102,592	1,411	104,003	40,359	75,115	115,474	(11,471)
Philippine High School for the Arts	0	0	0	1,332	1,503	2,835	(2,835)

Annex D.6

INCOME STATEMENTS OF SELECTED GOVERNMENT CORPORATIONS, 1987 (Continuation)

(In thousand pesos)

P A R T I C U L A R S	G R O S S R E V E N U E S			E X P E N S E S			NET INCOME (LOSS)
	Operating Revenue	Other	Total	Personal Services	Maintenance and Other Operating Expenses	Total	
Philippine Retirement Park System	426	149	575	3,909	2,037	5,946	(5,371)
Philippine Rice Research Institute	0	7,850	7,850	1,872	5,500	7,372	478
Philippine Shippers' Council	250	0	250	702	262	964	(714)
Philippine Tobacco Administration	0	44,055	44,055	14,700	5,564	20,264	23,791
Philippine Tourism Authority	269,459	20,423	289,882	62,532	157,123	219,655	70,227
Philippine Veterans Assistance Commission	3,000	310	3,310	803	2,237	3,040	270
Philippine Virginia Tobacco Administration	8,894	6,699	15,593	29,000	16,456	45,456	(29,863)
PHIVIDEC Industrial Authority	20,569	947	21,516	6,522	13,962	20,484	1,032
Guedan Guarantee Fund Board	29,072	14,715	43,787	15,428	13,269	28,697	15,090
Southern Philippines Development Authority	19,328	5,796	25,124	7,384	5,327	12,711	12,413
Sugar Regulatory Administration	159,040	491,360	650,400	67,050	551,350	618,400	32,000
Technology and Livelihood Resource Center	40,668	10,247	50,915	19,355	29,245	48,600	2,315
GRAND TOTAL	30,278,893	10,611,084	40,889,977	4,135,262	37,680,206	41,815,468	(925,491)

Annex D.7

INCOME STATEMENTS OF SELECTED GOVERNMENT CORPORATIONS, 1988

(In thousand pesos)

P A R T I C U L A R S	G R O S S R E V E N U E S			E X P E N S E S			N E T I N C O M E (L O S S)
	Operating Revenue	Other	Total	Personal Services	Maintenance and Other Operating Expenses	Total	
GOVERNMENT FINANCIAL INSTITUTIONS	2,107,190	2,608,023	4,715,213	657,091	3,973,377	4,630,468	84,745
Home Insurance and Guaranty Corporation	11,080	70,607	81,687	17,672	39,236	56,908	24,779
Land Bank of the Philippines	924,420	653,870	1,578,290	200,500	1,272,685	1,473,185	105,105
Philippine Amanah Bank	30,333	9,015	39,348	6,991	28,835	35,826	3,522
Philippine Crop Insurance Corporation	34,600	112,800	147,400	29,515	125,037	154,552	(7,152)
Philippine Deposit Insurance Corporation	348,657	76,639	425,296	19,251	201,688	220,939	204,357
Philippine Export and Foreign Loan Guarantee Corporation	45,100	46,092	91,192	7,162	406,896	414,058	(322,866)
Philippine National Bank	713,000	1,639,000	2,352,000	376,000	1,899,000	2,275,000	77,000
MAJOR NON-FINANCIAL CORPORATIONS	32,309,840	5,595,801	37,905,641	2,912,036	39,407,251	42,319,287	(4,413,646)
Export Processing Zone Authority	181,950	23,200	205,150	62,126	154,221	216,347	(11,197)
Light Rail Transit Authority	307,840	106,378	414,218	101,778	655,891	757,669	(343,451)
Local Water Utilities Administration	255,448	43,407	298,855	47,629	192,783	240,412	58,443
Metro Manila Transit Corporation	324,400	5,421	329,821	55,884	264,707	320,591	9,230
Metropolitan Waterworks and Sewerage System	2,337,560	95,000	2,432,560	341,600	1,797,637	2,139,237	293,323
National Development Company	412,025	0	412,025	18,165	193,860	212,025	200,000
National Electrification Administration	319,000	10,000	329,000	38,600	568,500	607,100	(278,100)
National Food Authority	1,386,824	1,938,295	3,325,119	279,591	7,034,727	7,314,318	(3,989,199)
National Housing Authority	170,598	382,536	553,134	62,315	123,512	185,827	367,307
National Irrigation Administration	321,040	591,670	912,710	258,107	746,504	1,004,611	(91,901)
National Power Corporation	24,335,000	755,000	25,090,000	726,000	25,537,000	26,263,000	(1,173,000)
Philippine National Oil Company	1,827,000	1,352,000	3,179,000	811,000	1,869,000	2,680,000	499,000

Annex D.7

INCOME STATEMENTS OF SELECTED GOVERNMENT CORPORATIONS, 1988 (Continuation)
(In thousand pesos)

P A R T I C U L A R S	G R O S S R E V E N U E S			E X P E N S E S			N E T I N C O M E (L O S S)
	Operating Revenue	Other	Total	Personal Services	Maintenance and Other Operating Expenses	Total	
Philippine National Railways	131,155	292,894	424,049	109,241	268,909	378,150	45,899
OTHER CORPORATIONS	1,443,833	312,122	1,755,955	495,057	1,227,829	1,722,886	33,069
Center for International Trade, Expositions and Missions	13,544	50,000	63,544	10,520	48,602	59,122	4,422
Cottage Industry Technology Center	4,000	4,000	8,000	1,570	3,150	4,720	3,280
Farm Systems Development Corporation	0	8,500	8,500	4,500	4,000	8,500	0
Food Terminal Incorporated	502,652	6,893	509,545	75,598	496,825	572,423	(62,878)
Laguna Lake Development Authority	11,388	24,187	35,575	5,863	14,192	20,055	15,520
Leyte Sab-A Basin Development Authority	5,180	4,900	10,080	946	5,564	6,510	3,570
Lung Center of the Philippines	30,000	17,182	47,182	14,659	32,553	47,212	(30)
Metals Industry Research and Development Center	7,201	9,185	16,386	13,111	12,137	25,248	(8,862)
National Kidney Institute	36,500	25,400	61,900	15,146	43,957	59,103	2,797
National Post Harvest Institute for Research and Extension	11,333	5,342	16,675	7,000	8,835	15,835	840
Natural Resources Development Corporation	77,374	941	78,315	17,284	21,126	38,410	39,905
Philippine Children's Medical Center	19,327	16,886	36,213	16,990	16,017	33,007	3,206
Philippine Cotton Corporation	10,563	7,985	18,548	6,624	56,601	63,225	(44,677)
Philippine Dairy Corporation	0	1,000	1,000	5,406	940	6,346	(5,346)
Philippine Fisheries Development Authority	66,689	4,320	71,009	46,282	59,722	106,004	(34,995)
Philippine Heart Center	98,940	37,757	136,697	32,266	96,306	128,572	8,125
Philippine High School for the Arts	0	2,781	2,781	1,311	1,404	2,715	66

Annex D.7

INCOME STATEMENTS OF SELECTED GOVERNMENT CORPORATIONS, 1988 (Continuation)

(In thousand pesos)

P A R T I C U L A R S	G R O S S R E V E N U E S			E X P E N S E S			NET INCOME (LOSS)
	Operating Revenue	Other	Total	Personal Services	Maintenance and Other Operating Expenses	Total	
Philippine Retirement Park System	25,425	106	25,531	7,031	15,482	22,513	3,018
Philippine Rice Research Institute	0	22,000	22,000	5,000	10,000	15,000	7,000
Philippine Shippers' Council	300	1,900	2,200	1,370	382	1,752	448
Philippine Tobacco Administration	2,000	19,403	21,403	15,045	6,036	21,081	322
Philippine Tourism Authority	91,630	0	91,630	28,832	98,997	127,829	(36,199)
Philippine Veterans Assistance Commission	2,280	91	2,371	803	2,245	3,048	(677)
Philippine Virginia Tobacco Administration	5,854	9,360	15,214	30,400	27,853	58,253	(43,039)
PHIVIDEC Industrial Authority	21,762	1,067	22,829	5,568	14,361	19,929	2,900
Quedan Guarantee Fund Board	29,526	15,469	44,995	16,872	14,055	30,927	14,068
Southern Philippines Development Authority	52,237	6,345	58,582	6,465	6,004	12,469	46,113
Sugar Regulatory Administration	258,560	4,000	262,560	80,000	75,000	155,000	107,560
Technology and Livelihood Resource Center	59,568	5,122	64,690	22,595	35,483	58,078	6,612
GRAND TOTAL	35,860,863	8,515,946	44,376,809	4,064,184	44,608,457	48,672,641	(4,295,832)

Annex D.8
CASH FLOW STATEMENTS OF SELECTED GOVERNMENT CORPORATIONS, 1986
(In thousand pesos)

PARTICULARS	REVENUES			CURRENT EXPENSES			INTERNAL CASH GENERATION	CAPITAL EXPENDITURES			FINANCING REQUIREMENTS	NET EXTERNAL FINANCING	NET DOMESTIC FINANCING
	Operating	Other	Total	Operating	Other	Total		Acquisition/Construction of Fixed Assets	Other	Total			
GOVERNMENT FINANCIAL INSTITUTIONS	6,760,088	1,202,157	7,962,245	728,427	7,841,542	8,569,969	(607,724)	653,645	2,367,579	3,021,224	(3,628,948)	0	3,628,948
Home Insurance and Guaranty Corporation	9,503	82,929	92,432	17,672	12,335	30,007	62,425	1,172	64,772	65,944	(3,519)	0	3,519
Land Bank of the Philippines	1,400,332	906,674	2,307,006	215,053	1,881,306	2,096,359	210,647	818	0	818	209,829	0	(209,829)
Philippine Amanah Bank	16,772	18,291	35,063	7,475	18,507	25,982	9,081	403	0	403	8,678	0	(8,678)
Philippine Crop Insurance Corporation	18,700	127,000	145,700	41,800	149,600	191,400	(45,700)	900	0	900	(46,600)	0	46,600
Philippine Deposit Insurance Corporation	136,128	45,718	181,846	10,996	336,384	347,380	(165,534)	55	0	55	(165,589)	0	165,589
Philippine Export and Foreign Loan Guarantee Corporation	10,653	21,545	32,198	17,431	316,410	333,841	(301,643)	297	2,302,807	2,303,104	(2,604,747)	0	2,604,747
Philippine National Bank	5,168,000	0	5,168,000	418,000	5,127,000	5,545,000	(377,000)	650,000	0	650,000	(1,027,000)	0	1,027,000
MAJOR NON-FINANCIAL CORPORATIONS	35,925,084	5,326,390	41,251,474	26,911,810	16,064,129	42,975,939	(1,724,465)	6,733,410	(176,522)	6,556,888	(8,281,353)	(7,384,415)	15,665,768
Export Processing Zone Authority	125,470	5,421	130,891	126,776	19,121	145,897	(15,006)	0	26,793	26,793	(41,799)	(32,238)	74,037
Light Rail Transit Authority	231,073	32,120	263,193	43,029	398,000	441,029	(177,836)	1,104,017	120,319	1,224,336	(1,402,172)	1,161,216	240,956
Local Water Utilities Administration	122,154	34,506	156,660	56,383	51,274	107,657	49,003	606	131,898	132,504	(83,501)	61,909	21,592
Metro Manila Transit Corporation	260,580	25,200	285,780	153,160	92,970	246,130	39,650	1,820	0	1,820	37,830	0	(37,830)
Metropolitan Waterworks and Sewerage System	1,260,340	159,200	1,419,540	450,230	536,820	987,050	432,490	583,360	0	583,360	(150,870)	70,920	79,950
National Development Company	697,900	0	697,900	27,600	435,600	463,200	234,700	0	(55,900)	(55,900)	290,600	(145,200)	(145,400)
National Electrification Administration	53,000	14,000	67,000	49,000	367,000	416,000	(349,000)	0	164,800	164,800	(513,800)	(194,000)	707,800
National Food Authority	1,469,364	97,562	1,566,926	1,710,600	892,321	2,602,921	(1,035,995)	26,618	391,014	417,632	(1,453,627)	(2,692,535)	4,146,162
National Housing Authority	151,120	159,194	310,314	139,090	49,100	188,190	122,124	250,946	12,170	263,116	(140,992)	128,757	12,235
National Irrigation Administration	222,129	504,654	726,783	401,005	889,995	1,291,000	(564,217)	1,471,043	0	1,471,043	(2,035,260)	22,580	2,012,680
National Power Corporation	15,470,000	4,600,000	20,070,000	9,444,000	10,887,000	20,331,000	(261,000)	3,069,000	0	3,069,000	(3,330,000)	(1,930,000)	5,260,000
Philippine National Oil Company	15,794,000	(372,000)	15,422,000	14,171,000	1,390,000	15,561,000	(139,000)	226,000	(992,000)	(766,000)	627,000	(3,756,000)	3,129,000
Philippine National Railways	67,954	66,533	134,487	139,937	54,928	194,865	(60,378)	0	24,384	24,384	(84,762)	(79,824)	164,586

Annex D.8

CASH FLOW STATEMENTS OF SELECTED GOVERNMENT CORPORATIONS, 1986 (Continuation)

(In thousand pesos)

PARTICULARS	REVENUES			CURRENT EXPENSES			CAPITAL EXPENDITURES				FINANCING REQUIREMENTS	NET EXTERNAL FINANCING	NET DOMESTIC FINANCING
	Operating	Other	Total	Operating	Other	Total	INTERNAL CASH GENERATION	Acquisition/Construction of Fixed Assets	Other	Total			
OTHER CORPORATIONS	1,016,329	1,286,382	2,302,711	998,375	1,054,617	2,052,992	249,719	62,700	129,172	191,872	57,847	4,982	(62,829)
Center for International Trade Expositions and Missions	32,696	14,560	47,256	44,268	1,367	45,635	1,621	407	0	407	1,214	0	(1,214)
Cottage Industry Technology Center	0	2,917	2,917	2,789	0	2,789	128	0	0	0	128	0	(128)
Farm Systems Development Corporation	362	31,747	32,109	26,670	4,462	31,132	977	2,912	0	2,912	(1,935)	0	1,935
Food Terminal Incorporated	252,346	12,267	264,613	309,256	48,562	357,818	(93,205)	559	(64,219)	(63,660)	(29,545)	0	29,545
Laguna Lake Development Authority	7,560	32,903	40,463	7,959	10,621	18,580	21,883	9,237	10,382	19,619	2,264	0	(2,264)
Leyte Sab-A Basin Development Authority	7,588	1,502	9,090	8,077	0	8,077	1,013	551	0	551	462	0	(462)
Lung Center of the Philippines	24,321	16,501	40,822	40,944	0	40,944	(122)	342	0	342	(464)	0	464
Metals Industry Research and Development Center	3,579	25,362	28,941	16,790	0	16,790	12,151	419	0	419	11,732	0	(11,732)
National Kidney Institute	11,489	34,707	46,196	63,949	0	63,949	(17,753)	4,994	0	4,994	(22,747)	0	22,747
National Post Harvest Institute for Research and Extension	7,972	7,079	15,051	7,495	2,357	9,852	5,199	0	2,853	2,853	2,346	0	(2,346)
Natural Resources Development Corporation	9,298	1,003	10,301	5,034	1,857	6,891	3,410	3,277	100	3,377	33	0	(33)
Philippine Children's Medical Center	10,277	29,240	39,517	21,757	5,572	27,329	12,188	272	0	272	11,916	0	(11,916)
Philippine Cotton Corporation	84,603	55,950	140,553	38,930	54,627	93,557	46,996	2,967	49,065	52,032	(5,036)	0	5,036
Philippine Dairy Corporation	0	35,496	35,496	4,185	1,924	6,109	29,387	3	28,245	28,248	1,139	0	(1,139)
Philippine Fisheries Development Authority	39,020	2,670	41,690	58,018	12,342	70,360	(28,670)	9,774	4,460	14,234	(42,904)	4,982	37,922
Philippine Heart Center	59,687	51,872	111,559	87,140	6,030	93,170	18,389	3,437	0	3,437	14,952	0	(14,952)
Philippine High School for the Arts	0	5,456	5,456	1,652	366	2,018	3,438	0	0	0	3,438	0	(3,438)
Philippine Retirement Park System	0	1,000	1,000	4,310	0	4,310	(3,310)	305	0	305	(3,615)	0	3,615
Philippine Rice Research Institute	0	8,200	8,200	740	0	740	7,460	0	0	0	7,460	0	(7,460)
Philippine Shippers' Council	189	4,338	4,527	788	8	796	731	0	0	0	731	0	(731)
Philippine Tobacco Administration	8,379	20,055	28,434	19,055	2,833	21,888	6,546	0	214	214	6,332	0	(6,332)
Philippine Tourism Authority	237,720	390,086	627,806	80,424	381,203	461,627	166,179	11,313	50,749	62,062	104,117	0	(104,117)
Philippine Veterans Assistance Commission	2,550	421	2,971	794	2,899	3,693	(722)	8	381	389	(1,111)	0	1,111
Philippine Virginia Tobacco Administration	14,850	69,354	84,204	37,172	38,160	75,332	8,872	259	31,154	31,413	(22,541)	0	22,541
PHIVIDEC Industrial Authority	12,398	795	13,193	13,720	0	13,720	(527)	1,497	0	1,497	(2,024)	0	2,024
Quedan Guarantee Fund Board	41,421	329,425	370,846	18,049	365,296	383,345	(12,499)	114	0	114	(12,613)	0	12,613

Annex D.8
 CASH FLOW STATEMENTS OF SELECTED GOVERNMENT CORPORATIONS, 1986 (Continuation)
 (In thousand pesos)

PARTICULARS	REVENUES			CURRENT EXPENSES			INTERNAL CASH GENERATION	CAPITAL EXPENDITURES			FINANCING REQUIREMENTS	NET EXTERNAL FINANCING	NET DOMESTIC FINANCING
	Operating	Other	Total	Operating	Other	Total		Acquisition/ Construction/ of Fixed Assets	Other	Total			
Southern Philippines Development Authority	5,573	13,609	19,182	5,508	26,048	31,556	(12,374)	942	0	942	(13,316)	0	13,316
Sugar Regulatory Administration	120,031	73,248	193,279	57,246	70,509	127,755	65,524	7,879	0	7,879	57,645	0	(57,645)
Technology and Livelihood Resource Center	22,420	17,619	40,039	15,656	17,574	33,230	6,809	1,232	15,788	17,020	(10,211)	0	10,211
GRAND TOTAL	43,701,501	7,814,929	51,516,430	28,638,612	24,960,288	53,598,900	(2,082,470)	7,449,755	2,320,229	9,769,984	(11,852,454)	(7,379,433)	19,231,887

Annex D.9
CASH FLOW STATEMENTS OF SELECTED GOVERNMENT CORPORATIONS, 1987
(In thousand pesos)

PARTICULARS	REVENUES			CURRENT EXPENSES			INTERNAL CASH GENERATION	CAPITAL EXPENDITURES			FINANCING REQUIREMENTS	NET EXTERNAL FINANCING	NET DOMESTIC FINANCING
	Operating	Other	Total	Operating	Other	Total		Acquisition/ Construction of Fixed Assets	Other	Total			
GOVERNMENT FINANCIAL INSTITUTIONS	7,634,063	2,266,171	9,900,234	739,874	4,188,259	4,928,133	4,972,101	164,631	3,376,407	3,541,038	1,431,063	0	(1,431,063)
Home Insurance and Guaranty Corporation	34,129	49,253	83,382	17,672	30,304	47,976	35,406	2,370	185,315	187,685	(152,279)	0	152,279
Land Bank of the Philippines	1,264,507	0	1,264,507	236,540	1,398,043	1,634,583	(370,076)	50,000	2,305,429	2,355,429	(2,725,505)	0	2,725,505
Philippine Amanah Bank	26,854	13,998	40,852	7,502	26,914	34,416	6,436	320	0	320	6,116	0	(6,116)
Philippine Crop Insurance Corporation	31,500	100,300	131,800	42,925	91,700	134,625	(2,825)	10,800	0	10,800	(13,625)	0	13,625
Philippine Deposit Insurance Corporation	138,300	25,358	163,658	22,009	734,335	756,344	(592,686)	638	0	638	(593,324)	0	593,324
Philippine Export and Foreign Loan Guarantee Corporation	43,773	242,262	286,035	37,226	346,963	384,189	(98,154)	503	885,663	886,166	(984,320)	0	984,320
Philippine National Bank	6,095,000	1,835,000	7,930,000	376,000	1,560,000	1,936,000	5,994,000	100,000	0	100,000	5,894,000	0	(5,894,000)
MAJOR NON-FINANCIAL CORPORATIONS	46,854,133	8,962,783	55,816,916	36,447,810	15,215,979	51,663,789	4,153,127	11,483,593	1,816,891	13,300,484	(9,147,357)	4,195,909	4,951,448
Export Processing Zone Authority	125,700	2,500	128,200	132,600	22,474	155,074	(26,874)	162,810	49,003	211,813	(238,687)	127,697	110,990
Light Rail Transit Authority	244,914	79,624	324,538	74,060	557,402	631,462	(306,924)	71,277	116,798	188,075	(494,999)	(324,980)	819,979
Local Water Utilities Administration	139,291	27,130	166,421	101,574	98,326	199,900	(33,479)	18,900	485,680	504,580	(538,059)	287,571	250,488
Metro Manila Transit Corporation	270,352	65,184	335,536	229,468	54,495	283,963	51,573	28,670	0	28,670	22,903	0	(22,903)
Metropolitan Waterworks and Sewerage System	2,000,600	399,635	2,400,235	863,190	834,335	1,697,525	702,710	1,620,000	0	1,620,000	(917,290)	367,310	549,980
National Development Company	403,300	0	403,300	41,100	214,100	255,200	148,100	0	4,300	4,300	143,800	(256,600)	112,800
National Electrification Administration	124,000	0	124,000	62,000	552,100	614,100	(490,100)	0	503,000	503,000	(993,100)	(221,000)	1,214,100
National Food Authority	1,694,387	41,205	1,735,592	2,036,117	1,441,899	3,478,016	(1,742,424)	73,947	1,015,073	1,089,020	(2,831,444)	(1,276,697)	4,108,141
National Housing Authority	176,349	246,542	422,891	189,117	30,604	219,721	203,170	766,353	5,369	771,722	(568,552)	234,230	334,322
National Irrigation Administration	277,510	947,173	1,224,683	670,554	1,169,126	1,839,680	(614,997)	2,405,636	0	2,405,636	(3,020,633)	278,158	2,742,475
National Power Corporation	20,925,000	4,528,000	25,453,000	11,358,000	8,732,000	20,090,000	5,363,000	5,086,000	(1,052,000)	4,034,000	1,329,000	1,549,000	(2,878,000)
Philippine National Oil Company	20,372,000	2,367,000	22,739,000	20,476,000	1,337,000	21,815,000	924,000	1,250,000	401,000	1,651,000	(727,000)	3,300,000	(2,573,000)
Philippine National Railways	100,730	258,790	359,520	214,030	170,118	384,148	(24,628)	0	288,668	288,668	(313,296)	131,220	182,076

Annex D.9
CASH FLOW STATEMENTS OF SELECTED GOVERNMENT CORPORATIONS, 1987 (Continuation)
(In thousand pesos)

PARTICULARS	REVENUES			CURRENT EXPENSES			INTERNAL CASH GENERATION	CAPITAL EXPENDITURES			FINANCING REQUIREMENTS	NET EXTERNAL FINANCING	NET DOMESTIC FINANCING
	Operating	Other	Total	Operating	Other	Total		Acquisition/ Construction/ of Fixed Assets	Other	Total			
OTHER CORPORATIONS	1,346,516	1,811,127	3,157,643	1,454,371	1,805,709	3,260,080	(102,437)	243,793	446,425	690,218	(792,655)	87,933	704,722
Center for International Trade													
Expositions and Missions	45,640	8,942	54,582	52,630	16,155	68,785	(14,203)	0	0	0	(14,203)	0	14,203
Cottage Industry Technology Center	500	9,991	10,491	9,887	0	9,887	604	0	0	0	604	0	(604)
Farm Systems Development Corporation	242	2,309	2,551	26,950	24,357	51,307	(48,756)	50	0	50	(48,806)	0	48,806
Food Terminal Incorporated	377,365	15,898	393,263	410,324	118,599	528,923	(135,660)	0	(31,000)	(31,000)	(104,660)	0	104,660
Laguna Lake Development Authority	9,490	95,844	105,334	9,192	27,513	36,705	68,629	21,435	34,129	55,564	13,065	0	(13,065)
Leyte Sab-A Basin Development Authority	7,517	1,442	8,959	6,343	0	6,343	2,616	2,610	0	2,610	6	0	(6)
Lung Center of the Philippines	27,850	2,550	30,400	44,190	0	44,190	(13,790)	500	0	500	(14,290)	0	14,290
Metals Industry Research and Development Center	5,033	4,356	9,389	28,768	0	28,768	(19,379)	1,468	0	1,468	(20,847)	0	20,847
National Kidney Institute	22,575	3,000	25,575	94,999	0	94,999	(69,424)	5,000	0	5,000	(74,424)	0	74,424
National Post Harvest Institute for Research and Extension	13,701	999	14,700	18,540	688	19,228	(4,528)	0	13,421	13,421	(17,949)	0	17,949
Natural Resources Development Corporation	50,908	1,033	51,941	48,994	2,000	50,994	947	10,130	14,959	25,089	(24,142)	0	24,142
Philippine Children's Medical Center	12,786	2,214	15,000	16,816	18,976	35,792	(20,792)	6,800	0	6,800	(27,592)	0	27,592
Philippine Coconut Authority			0			0	0			0	0		0
Philippine Cotton Corporation	85,423	5,827	91,250	33,686	30,709	64,395	-26,855	5,276	32,074	37,350	(10,495)	1,785	8,710
Philippine Dairy Corporation	0	4,440	4,440	4,811	720	5,531	(1,091)	0	25,821	25,821	(26,912)	0	26,912
Philippine Fisheries Development Authority	61,088	4,200	65,288	102,676	21,896	124,572	(59,284)	44,212	87,856	132,068	(191,352)	86,148	103,204
Philippine Heart Center	91,690	43,186	134,876	107,178	6,142	113,320	21,556	36,365	0	36,365	(14,809)	0	14,809
Philippine High School for the Arts	0	403	403	2,582	927	3,509	(3,106)	151	0	151	(3,257)	0	3,257
Philippine Retirement Park System	575	3,799	4,374	5,908	0	5,908	(1,534)	46	0	46	(1,580)	0	1,580
Philippine Rice Research Institute	0	7,500	7,500	6,872	0	6,872	628	5,000	0	5,000	(4,372)	0	4,372
Philippine Shippers' Council	250	5	255	944	32	976	(721)	0	0	0	(721)	0	721
Philippine Tobacco Administration	2,453	41,602	44,055	20,264	0	20,264	23,791	5,000	23,000	28,000	(4,209)	0	4,209
Philippine Tourism Authority	269,459	533,495	802,954	149,513	537,242	686,755	116,199	83,314	85,455	168,769	(52,570)	0	52,570
Philippine Veterans Assistance Commission	3,000	396	3,396	803	2,197	3,000	396	40	210	250	146	0	(146)
Philippine Virginia Tobacco Administration	8,894	22,354	31,248	40,000	11,834	51,834	(20,586)	3,919	15,000	18,919	(39,505)	0	39,505
PHIVIDE Industrial Authority	14,329	947	15,276	15,846	0	15,846	(570)	3,868	0	3,868	(4,438)	0	4,438

Annex D.9

CASH FLOW STATEMENTS OF SELECTED GOVERNMENT CORPORATIONS, 1987 (Continuation)
(In thousand pesos)

PARTICULARS	REVENUES			CURRENT EXPENSES			CAPITAL EXPENDITURES				FINANCING REQUIREMENTS	NET EXTERNAL FINANCING	NET DOMESTIC FINANCING
	Operating	Other	Total	Operating	Other	Total	INTERNAL CASH GENERATION	Acquisition/ Construction/ of Fixed Assets	Other	Total			
Quedan Guarantee Fund Board	43,787	419,700	463,487	27,803	450,400	478,203	(14,716)	1,695	0	1,695	(16,411)	0	16,411
Southern Philippines Development Authority	1,800	16,030	17,830	7,384	17,542	24,926	(7,096)	0	12,500	12,500	(19,596)	0	19,596
Sugar Regulatory Administration	159,040	497,660	656,700	141,500	487,000	628,500	28,200	4,600	0	4,600	23,600	0	(23,600)
Technology and Livelihood Resource Center	31,121	61,005	92,126	18,968	30,780	49,748	42,378	2,314	133,000	135,314	(92,936)	0	92,936
GRAND TOTAL	55,834,712	13,040,081	68,874,793	38,642,055	21,209,947	59,852,002	9,022,791	11,892,017	5,639,723	17,531,740	(8,508,949)	4,283,842	4,225,107

Annex D.10
CASH FLOW STATEMENTS OF SELECTED GOVERNMENT CORPORATIONS, 1988
(In thousand pesos)

PARTICULARS	REVENUES			CURRENT EXPENSES			CAPITAL EXPENDITURES				FINANCING REQUIREMENTS	NET EXTERNAL FINANCING	NET DOMESTIC FINANCING
	Operating	Other	Total	Operating	Other	Total	INTERNAL CASH GENERATION	Acquisition/Construction of Fixed Assets	Other	Total			
GOVERNMENT FINANCIAL INSTITUTIONS	10,106,433	1,878,306	11,984,739	839,615	3,982,029	4,821,644	7,163,095	177,293	2,512,927	2,690,220	4,472,875	0	(4,472,875)
Home Insurance and Guaranty Corporation	60,536	27,880	88,416	17,672	39,236	56,908	31,508	2,750	46,981	49,731	(18,223)	0	18,223
Land Bank of the Philippines	1,578,290	1,333,680	2,911,970	335,650	1,193,690	1,529,340	1,382,630	60,000	2,187,560	2,247,560	(864,930)	0	864,930
Philippine Amanah Bank	23,250	15,560	38,810	7,090	23,200	30,290	8,520	300	0	300	8,220	0	(8,220)
Philippine Crop Insurance Corporation	34,600	113,800	148,400	47,052	102,300	149,352	(952)	3,100	0	3,100	(4,052)	0	4,052
Philippine Deposit Insurance Corporation	348,657	10,690	359,347	25,355	615,294	640,649	(281,302)	638	0	638	(281,940)	0	281,940
Philippine Export and Foreign Loan Guarantee Corporation	45,100	247,696	292,796	30,796	381,309	412,105	(119,309)	505	278,386	278,891	(398,200)	0	398,200
Philippine National Bank	8,016,000	129,000	8,145,000	376,000	1,627,000	2,003,000	6,142,000	110,000	0	110,000	6,032,000	0	(6,032,000)
MAJOR NON-FINANCIAL CORPORATIONS	54,084,594	6,815,179	60,899,773	39,928,658	16,084,995	56,013,653	4,886,120	11,252,009	3,967,887	15,219,896	(10,333,776)	3,471,721	6,862,055
Export Processing Zone Authority	158,750	46,922	205,672	178,200	26,878	205,078	594	168,616	127,894	296,510	(295,916)	110,859	185,057
Light Rail Transit Authority	304,731	108,759	413,490	58,778	553,608	612,386	(198,896)	51,380	0	51,380	(250,276)	(420,565)	670,841
Local Water Utilities Administration	175,163	78,031	253,194	72,508	95,320	167,828	85,366	4,200	693,891	698,091	(612,725)	366,131	246,594
Metro Manila Transit Corporation	324,400	67,020	391,420	242,510	67,787	310,297	81,123	52,300	0	52,300	28,823	0	(28,823)
Metropolitan Waterworks and Sewerage System	2,272,800	486,000	2,758,800	869,870	998,467	1,868,337	890,463	1,795,410	0	1,795,410	(904,947)	212,510	692,437
National Development Company	405,700	0	405,700	39,800	202,500	242,300	163,400	0	7,300	7,300	156,100	(84,100)	(72,000)
National Electrification Administration	184,000	300,000	484,000	59,000	562,000	621,000	(137,000)	0	500,000	500,000	(637,000)	(145,000)	782,000
National Food Authority	1,386,824	2,728,295	4,115,119	1,534,459	1,595,270	3,129,729	985,390	280,025	1,652,505	1,932,530	(947,140)	(59,324)	1,006,464
National Housing Authority	427,656	570,417	998,073	160,920	294,985	455,905	542,168	538,208	0	538,208	3,960	(129,520)	125,560
National Irrigation Administration	321,040	911,670	1,232,710	258,107	1,662,314	1,920,421	(687,711)	2,680,870	0	2,680,870	(3,368,581)	264,201	3,104,380
National Power Corporation	24,495,000	455,000	24,950,000	13,908,000	8,275,000	22,183,000	2,767,000	3,607,000	189,000	3,796,000	(1,029,000)	1,279,000	(250,000)
Philippine National Oil Company	23,500,000	785,000	24,285,000	22,304,000	1,579,000	23,883,000	402,000	2,074,000	395,000	2,469,000	(2,067,000)	1,812,000	255,000
Philippine National Railways	128,530	278,065	406,595	242,506	171,866	414,372	(7,777)	0	402,297	402,297	(410,074)	265,529	144,545

Annex D.10
CASH FLOW STATEMENTS OF SELECTED GOVERNMENT CORPORATIONS, 1988 (Continuation)
(In thousand pesos)

PARTICULARS	REVENUES			CURRENT EXPENSES			INTERNAL CASH GENERATION	CAPITAL EXPENDITURES			FINANCING REQUIREMENTS	NET EXTERNAL FINANCING	NET DOMESTIC FINANCING
	Operating	Other	Total	Operating	Other	Total		Acquisition/ Construction/ of Fixed Assets	Other	Total			
OTHER CORPORATIONS	1,529,181	947,120	2,476,301	1,395,363	601,339	1,996,702	479,599	104,568	484,273	588,841	(109,242)	6,029	103,213
Center for International Trade Expositions and Missions	13,044	58,638	71,682	59,122	14,818	73,940	(2,258)	0	0	0	(2,258)	0	2,258
Cottage Industry Technology Center	4,000	4,000	8,000	4,678	0	4,678	3,322	2,280	0	2,280	1,042	0	(1,042)
Farm Systems Development Corporation	0	8,500	8,500	8,500	0	8,500	0	0	0	0	0	0	0
Food Terminal Incorporated	505,174	6,893	512,067	521,432	32,586	554,018	(41,951)	30,290	16,000	46,290	(88,241)	0	88,241
Laguna Lake Development Authority	11,741	68,718	80,459	8,770	0	8,770	71,689	0	37,913	37,913	33,776	0	(33,776)
Leyte Sab-A Basin Development Authority	8,067	4,126	12,193	6,582	0	6,582	5,611	4,050	0	4,050	1,561	0	(1,561)
Lung Center of the Philippines	28,781	18,527	47,308	43,141	0	43,141	4,167	1,915	0	1,915	2,252	0	(2,252)
Metals Industry Research and Development Center	6,899	20,258	27,157	24,495	0	24,495	2,662	2,937	0	2,937	(275)	0	275
National Kidney Institute	36,120	25,900	62,020	60,299	0	60,299	1,721	3,000	0	3,000	(1,279)	0	1,279
National Post Harvest Institute for Research and Extension	11,333	5,349	16,682	11,912	520	12,432	4,250	1,408	3,814	5,222	(972)	0	972
Natural Resources Development Corporation	70,374	4,810	75,184	31,393	0	31,393	43,791	0	20,489	20,489	23,302	0	(23,302)
Philippine Children's Medical Center	17,123	19,709	36,832	33,006	5,116	38,122	(1,290)	1,000	0	1,000	(2,290)	0	2,290
Philippine Cotton Corporation	69,416	5,630	75,046	45,098	25,320	70,418	4,628	1,766	32,250	34,016	(29,388)	0	29,388
Philippine Dairy Corporation	0	1,500	1,500	6,381	0	6,381	(4,881)	0	27,976	27,976	(32,857)	0	32,857
Philippine Fisheries Development Authority	88,123	4,320	92,443	67,017	14,892	81,909	10,534	4,523	67,111	71,634	(61,100)	6,029	55,071
Philippine Heart Center	95,717	33,959	129,676	118,944	7,176	126,120	3,556	3,577	0	3,577	(21)	0	21
Philippine High School for the Arts	0	2,781	2,781	2,715	0	2,715	66	66	0	66	0	0	0
Philippine Retirement Park System	25,425	106	25,531	7,031	15,482	22,513	3,018	2,865	0	2,865	153	0	(153)
Philippine Rice Research Institute	0	22,000	22,000	15,000	0	15,000	7,000	7,000	0	7,000	0	0	0
Philippine Shippers' Council	300	1,917	2,217	1,694	0	1,694	523	424	0	424	99	0	(99)
Philippine Tobacco Administration	22,453	16,947	39,400	21,081	0	21,081	18,319	0	30,000	30,000	(11,681)	0	11,681
Philippine Tourism Authority	91,630	57,995	149,625	83,993	118,800	202,793	(53,168)	19,171	7,467	26,638	(79,806)	0	79,806
Philippine Veterans Assistance Commission	2,280	618	2,898	803	2,205	3,008	(110)	0	0	0	(110)	0	110
Philippine Virginia Tobacco Administration	6,301	166,907	173,208	56,400	5,158	61,558	111,650	3,900	100,000	103,900	7,750	0	(7,750)
PHIVIDECA Industrial Authority	16,458	1,067	17,525	14,732	0	14,732	2,793	3,880	0	3,880	(1,087)	0	1,087

Annex D.10
CASH FLOW STATEMENTS OF SELECTED GOVERNMENT CORPORATIONS, 1988 (Continuation)
(In thousand pesos)

PARTICULARS	REVENUES			CURRENT EXPENSES			INTERNAL CASH GENERATION	CAPITAL EXPENDITURES			FINANCING REQUIREMENTS	NET EXTERNAL FINANCING	NET DOMESTIC FINANCING
	Operating	Other	Total	Operating	Other	Total		Acquisition/ Construction/ of Fixed Assets	Other	Total			
Southern Philippines Development Authority	42,403	6,000	48,403	10,150	5,495	15,645	32,758	0	48,253	48,253	(15,495)	0	15,495
Sugar Regulatory Administration	250,560	9,000	267,560	82,307	82,693	165,000	102,560	10,000	0	10,000	92,560	0	(92,560)
Technology and Livelihood Resource Center	52,463	114,776	167,239	18,787	21,078	39,865	127,374	0	93,000	93,000	34,374	0	(34,374)
GRAND TOTAL	65,720,208	9,640,605	75,360,813	42,163,636	20,668,363	62,831,999	12,528,814	11,533,870	6,965,087	18,498,957	(5,970,143)	3,477,750	2,492,393

Annex E.1

NATIONAL REVENUE SHARING TO LOCAL GOVERNMENT UNITS, 1988 a/
(In thousand pesos)

PARTICULARS	INTERNAL REVENUE ALLOTMENT	SPECIFIC TAX ALLOTMENT	TOTAL
PROVINCES	927,979	9,697	937,676
CITIES	773,315	24,243	797,558
MUNICIPALITIES	1,473,968	14,546	1,488,514
GRAND TOTAL	3,175,262	48,486	3,223,748

a/ The data in this section are from the Department of Budget and Management and exclude Local Government Revenue Stabilization Fund.

Annex E.2
 CONSOLIDATED STATEMENT OF RECEIPTS AND EXPENDITURES OF LOCAL GOVERNMENT UNITS, 1986-1988

PARTICULARS	1986		1987		1988	
	Amount (In Thousand Pesos)	Percent Distribution	Amount (In Thousand Pesos)	Percent Distribution	Amount (In Thousand Pesos)	Percent Distribution
BEGINNING CASH BALANCE	906,276		940,325		1,215,782	
RECEIPTS						
Tax Revenue						
Internal Revenue Allotment	2,194,265	24.64	2,477,600	25.22	3,175,262	28.99
Specific Tax Allotment	1,187,259	13.33	54,315	0.55	48,486	0.44
Property Taxes	1,534,153	17.23	1,598,147	16.27	1,553,605	14.19
Local Taxes	1,291,219	14.50	1,376,662	14.01	1,646,894	15.04
Total Tax Revenue	6,206,896	69.71	5,506,724	56.05	6,424,247	58.66
Non-Tax Revenue						
Capital Revenue	87,121	0.98	138,193	1.41	157,212	1.44
Operating and Miscellaneous Revenue	1,379,035	15.49	1,816,203	18.48	1,875,587	17.13
Grants	330,178	3.71	1,520,258	15.47	1,639,636	14.97
Extra Ordinary Income	847,452	9.52	776,186	7.90	790,169	7.21
Borrowings	17,635	0.20	20,313	0.21	21,113	0.19
Inter-Fund Transfers	35,724	0.40	47,406	0.48	43,891	0.40
Total Non-Tax Revenue	2,697,145	30.29	4,318,559	43.95	4,527,608	41.34
Total Receipts	8,904,041	100.00	9,825,283	100.00	10,951,855	100.00
TOTAL FINANCIAL RESOURCES	9,810,317		10,765,608		12,167,637	
EXPENDITURES						
General Government	2,349,400	26.49	2,424,888	25.39	2,607,663	24.61
Public Welfare	1,964,775	22.15	2,001,394	20.96	2,170,264	20.48
Economic Development	1,654,834	18.65	1,753,197	18.36	2,018,971	19.06
Operation of Economic Enterprises	582,859	6.57	587,657	6.15	622,560	5.88
Inter-Government Aids	722,891	8.15	795,744	8.33	855,416	8.07
Loans and Advances	260,591	2.94	268,482	2.81	289,876	2.74
Transfers	170,135	1.92	154,548	1.62	138,591	1.31
Capital Outlays	1,164,507	13.13	1,563,916	16.38	1,891,018	17.85
Total Expenditures	8,869,992	100.00	9,549,826	100.00	10,594,359	100.00
ENDING CASH BALANCE/SURPLUS (DEFICIT)	940,325		1,215,782		1,573,278	

Annex E.3

SUMMARY OF RECEIPTS AND EXPENDITURES OF LOCAL GOVERNMENT UNITS, BY REGION, 1986-1988

(In thousand pesos)

P A R T I C U L A R S	1 9 8 6				1 9 8 7				1 9 8 8			
	Beginning!			Ending	Beginning!			Ending	Beginning!			Ending
	Cash		Expend-	Cash	Cash		Expend-	Cash	Cash		Expend-	Cash
	Balance	Receipt	iture	Balance	Balance	Receipt	iture	Balance	Balance	Receipt	iture	Balance
NATIONAL CAPITAL REGION	32,255	2,566,557	2,562,550	36,262	36,262	2,745,115	2,732,454	48,923	48,923	3,015,744	3,029,637	35,030
REGION I	156,269	530,748	577,686	109,331	109,331	537,768	519,020	128,079	128,079	611,848	589,711	150,216
REGION II	34,231	254,569	225,392	63,408	63,408	280,949	238,054	106,303	106,303	325,431	262,026	169,708
REGION III	259,830	899,487	882,058	277,259	277,259	971,280	905,121	343,418	343,418	1,023,599	907,248	459,769
REGION IV	22,391	998,009	999,494	20,906	20,906	1,172,286	1,163,270	29,922	29,922	1,435,736	1,438,622	27,036
REGION V	88,550	340,545	297,655	131,440	131,440	401,352	361,439	171,353	171,353	433,895	364,118	241,130
REGION VI	11,144	922,525	922,402	11,267	11,267	871,560	866,400	16,427	16,427	945,679	948,176	13,930
REGION VII	32,477	618,054	618,015	32,516	32,516	645,827	646,041	32,302	32,302	675,443	656,819	50,926
REGION VIII	106,954	337,073	397,095	46,932	46,932	337,897	317,186	67,643	67,643	386,404	377,889	76,158
REGION IX	14,090	241,582	242,265	13,407	13,407	258,226	260,944	10,689	10,689	305,855	306,947	9,597
REGION X	42,917	422,687	420,053	45,551	45,551	721,823	726,956	40,418	40,418	793,327	796,570	37,175
REGION XI	20,108	488,008	474,475	33,641	33,641	534,861	505,499	63,003	63,003	584,295	590,602	56,696
REGION XII	85,060	284,197	250,852	118,405	118,405	346,339	307,442	157,302	157,302	414,599	325,994	245,907
GRAND TOTAL	906,276	8,904,041	8,869,992	940,325	940,325	9,825,283	9,549,826	1,215,782	1,215,782	10,951,855	10,594,359	1,573,278

Annex E.4

STATEMENT OF RECEIPTS AND EXPENDITURES, BY PROVINCE, 1988
(In thousand pesos)

PARTICULARS	R E C E I P T S									
	BEGIN-	Internal	Specific				Operating			
	NING	Revenue	Tax	Real		Total	and Mis-			Extra
	CASH	Allot-	Allot-	Property	Local	Tax	cella-	neous	Capital	Ordinary
BALANCE	ment	ment	ment	Tax	Taxes	Revenue	Revenue	Revenue	Grants	Income
NATIONAL CAPITAL REGION										
Metropolitan Manila	4,624	42,092	440	161,032	75,144	278,708	71,487	0	23,371	290,411
REGION I										
Abra	5,936	6,643	70	780	1,506	8,999	150	0	4,430	200
Benguet	3	7,014	73	2,885	3,746	13,718	3,653	0	5,379	0
Ilocos Norte	2,278	8,927	93	1,392	5,527	15,939	5,605	0	2,192	0
Ilocos Sur	3,383	10,528	110	2,100	4,710	17,448	182	0	4,912	0
La Union	9,813	9,934	104	2,923	6,695	19,656	1,320	0	7,992	0
Mountain Province	5,039	4,329	45	556	946	5,876	914	0	2,603	0
Pangasinan	7,330	29,234	306	5,150	11,580	46,270	1,132	0	24,444	0
Subtotal	33,782	76,609	801	15,786	34,710	127,906	12,956	0	51,952	200
REGION II										
Batanes	884	1,563	16	75	13	1,667	73	0	1,122	0
Cagayan	4,689	19,580	204	4,115	5,682	29,581	3,612	0	14,423	0
Ifugao	2,973	4,795	50	200	236	5,281	95	0	2,399	0
Isabela	16,242	23,137	242	2,790	3,093	29,262	873	0	13,748	0
Kalinga-Apayao	2,805	8,978	94	379	1,406	10,857	649	2	5,036	0
Nueva Vizcaya	987	8,006	84	943	386	9,419	209	0	3,547	0
Quirino	2,572	4,615	48	109	53	4,825	150	0	1,163	667
Subtotal	31,152	70,674	738	8,611	10,869	90,892	5,661	2	41,438	667
REGION III										
Bataan	3,967	7,638	80	4,465	5,098	17,281	31,895	0	1,875	1,855
Bulacan	10,958	21,879	229	15,894	12,269	50,271	76,867	0	5,370	60
Nueva Ecija	8,725	19,421	203	9,816	4,497	33,937	15,863	0	4,768	2,970
Pampanga	52,334	19,639	205	7,332	8,561	35,737	40,408	0	4,821	1,207
Tarlac	24,981	15,049	157	6,171	4,688	26,065	24,822	0	3,694	0
Zambales	9,510	8,542	89	3,253	5,897	17,781	8,500	0	2,097	0
Subtotal	110,475	92,168	963	46,931	41,010	181,072	198,355	0	22,625	6,092

E X P E N D I T U R E S													
	Inter-		TOTAL				Opera-						
	Fund		FINANCIAL	General			tion of	Inter-					
Bor-	Trans-	Total	RESOUR-	Govern-	Public	Economic	Economic	Govern-	Loans		Capital	Total	ENDING
rowing	fer	Receipts	CES	ment	Welfare	Develop-	Enter-	ment	And	Trans-	Outlays	Expendi-	CASH
						ment	prises	Aids	Advance	fers	Outlays	tures	BALANCE
0	0	663,977	668,601	141,777	328,666	25,778	45,111	19,333	83,778	9,959	9,869	664,271	4,330
0	0	13,779	19,715	5,336	301	5,212	0	252	555	500	900	13,056	6,659
0	0	22,750	22,753	6,419	3,660	6,536	0	744	0	119	545	18,023	4,730
0	0	23,736	26,014	7,556	2,894	10,779	0	742	0	0	80	22,051	3,963
1,117	0	23,659	27,042	6,379	2,727	9,328	0	1,007	0	500	38	19,979	7,063
650	0	29,618	39,431	10,763	2,874	9,875	0	559	0	0	5,900	29,971	9,460
0	0	9,393	14,432	1,140	1,469	4,710	791	260	0	0	100	8,470	5,962
0	9,975	81,821	89,151	14,380	9,569	38,518	1,402	1,710	1,206	9,975	2,550	79,310	9,841
1,767	9,975	204,756	238,538	51,973	23,494	84,958	2,193	5,274	1,761	11,094	10,113	190,860	47,678
0	0	2,862	3,746	1,201	144	1,109	0	18	0	0	74	2,546	1,200
0	0	47,616	52,305	21,918	6,209	5,532	0	1,017	709	420	4,270	40,075	12,230
0	0	7,775	10,748	4,988	410	1,083	125	300	0	0	0	6,906	3,842
0	2,200	46,083	62,325	9,869	4,847	13,489	0	414	4,800	1,800	6,794	42,013	20,312
0	0	16,544	19,349	6,866	2,896	1,723	0	414	1,972	0	100	13,971	5,378
0	0	13,175	14,162	7,179	2,071	2,091	90	450	38	0	1,727	13,646	516
0	0	6,805	9,377	1,594	746	2,034	0	0	323	0	513	5,210	4,167
0	2,200	140,860	172,012	53,615	17,323	27,061	215	2,613	7,842	2,220	13,478	124,367	47,645
0	0	52,906	56,873	8,871	3,205	7,671	0	1,057	86	0	28,150	49,040	7,833
0	0	132,568	143,526	13,728	17,919	10,960	6,600	6,104	1,189	28,832	38,903	124,235	19,291
0	0	57,538	66,263	12,671	12,283	26,471	0	500	1,414	0	677	54,016	12,247
0	0	82,173	134,507	14,361	11,211	13,183	0	1,788	461	9,040	12,575	62,619	71,888
0	0	54,581	79,562	12,015	5,000	11,436	150	1,128	194	0	22,597	52,520	27,042
0	0	28,378	37,888	5,594	1,364	6,820	0	502	2,314	1,820	3,855	22,269	15,619
0	0	408,144	518,619	67,240	50,982	76,541	6,750	11,079	5,658	39,692	106,757	364,699	153,920

Annex E.4

STATEMENT OF RECEIPTS AND EXPENDITURES, BY PROVINCE, 1988 (Continuation)
(In thousand pesos)

PARTICULARS	R E C E I P T S									
	BEGIN-	Internal	Specific				Operating			
	NING	Revenue	Tax	Real		Total	and Mis-			Extra
	CASH	Allot-	Allot-	Property	Local	Tax	cella-	Capital		Ordinary
	BALANCE	ment	ment	Tax	Taxes	Revenue	Revenue	Revenue	Grants	Income
REGION IV										
Aurora	615	5,114	53	36	12	5,215	37	0	2,886	779
Batangas	1,000	18,435	193	14,704	12,003	45,335	1,573	279	38,204	3,506
Cavite	1,310	13,287	139	9,104	1,410	23,940	228	40,514	17,090	43,752
Laguna	1,608	16,693	175	16,539	3,301	36,708	4,984	0	9,763	2,006
Marinduque	308	4,817	50	1,450	2,856	9,173	2,355	0	3,774	0
Occidental Mindoro	992	8,899	93	2,225	1,790	13,007	2,789	0	5,436	1,870
Oriental Mindoro	898	11,718	123	1,914	868	14,623	1,741	3	10,756	0
Palawan	1,262	14,451	151	1,508	2,172	18,282	808	16,451	7,290	1,667
Quezon	617	24,382	255	6,242	4,969	35,848	2,879	1,002	60,292	0
Rizal	1,010	11,621	121	10,240	2,917	24,899	151	0	6,512	123
Romblon	757	5,400	56	760	374	6,590	226	0	4,960	437
Subtotal	10,377	134,817	1,409	64,722	32,672	233,620	17,771	58,249	166,963	54,140
REGION V										
Albay	2,114	14,992	157	1,582	4,150	20,881	756	0	3,988	0
Camarines Norte	9,748	7,823	82	845	3,751	12,501	473	0	2,914	0
Camarines Sur	22,532	20,737	217	4,795	8,759	34,508	2,802	0	12,266	0
Catanduanes	8,671	5,224	54	422	1,832	7,532	3,343	0	1,283	0
Masbate	6,619	13,805	144	1,540	1,755	17,244	420	4	4,750	0
Sorsogon	4,998	11,118	116	695	3,066	14,995	259	300	46,753	0
Subtotal	54,682	73,699	770	9,879	23,313	107,661	8,053	304	71,954	0
REGION VI										
Aklan	640	7,877	82	1,565	10,618	20,142	1,930	9,100	1,400	0
Antique	598	8,937	93	1,642	14,327	24,999	938	0	4,595	0
Capiz	1,695	10,068	105	10,288	15,613	36,074	704	0	7,583	3,400
Guimaras	876	3,208	241	687	1,990	6,126	232	0	800	0
Iloilo	903	23,051	34	9,322	41,655	74,062	4,098	11	6,807	0
Negros Occidental	629	25,734	269	6,950	45,734	78,687	13,860	0	10	40
Subtotal	5,341	78,875	824	30,454	129,937	240,090	21,762	9,111	21,195	3,440
REGION VII										
Bohol	2,944	16,915	177	2,289	6,325	25,765	20,625	0	11,724	0

EXPENDITURES													
	Inter-		TOTAL				Opera-						
	Fund		FINANCIAL	General			tion of	Inter-					
Bor-	Trans-	Total	RESOUR-	Govern-	Public	Economic	Economic	Govern-	Loans		Capital	Total	ENDING
rowing	fer	Receipts	CES	ment	Welfare	ment	prises	Aids	Advance	Trans-	Outlays	Expendi-	CASH
												tures	BALANCE
0	214	9,131	9,746	2,550	1,502	1,893	0	428	0	0	2,939	9,312	434
0	0	88,897	89,897	18,382	12,581	20,362	0	1,945	4,699	0	30,967	88,936	961
0	0	125,524	126,834	14,387	10,167	24,532	0	5,920	18,333	0	52,318	125,657	1,177
0	5,846	59,307	60,915	10,975	9,329	12,617	1,023	1,249	0	6,007	18,769	59,969	946
0	528	15,830	16,138	3,456	1,713	5,399	0	389	1,081	543	3,237	15,818	320
0	0	23,102	24,094	4,015	2,197	5,822	0	1,192	0	0	10,239	23,465	629
0	0	27,123	28,021	7,089	3,554	10,578	0	703	0	0	5,205	27,129	892
0	779	45,277	46,539	8,534	6,354	16,962	0	684	801	0	12,354	45,689	850
0	0	100,021	100,638	11,120	15,803	17,345	7,492	2,010	3,958	0	41,250	98,978	1,660
0	0	31,685	32,695	6,368	8,008	8,473	0	2,868	0	0	6,141	31,858	837
0	139	12,352	13,109	2,762	1,829	4,034	0	282	625	140	2,913	12,585	524
0	7,506	538,249	548,626	89,638	73,037	128,017	8,515	17,670	29,497	6,690	186,332	539,396	9,230
0	0	25,625	27,739	9,097	3,620	6,166	0	828	421	0	7,131	27,263	476
0	0	15,888	25,636	4,950	1,894	8,595	0	27	0	0	0	15,466	10,170
0	0	49,576	72,108	11,435	5,521	13,769	0	1,503	934	0	7,175	40,337	31,771
0	0	12,158	20,829	4,588	1,109	4,652	0	438	0	0	180	10,967	9,862
0	0	22,418	29,037	5,459	3,916	8,794	0	879	300	0	0	19,348	9,689
0	0	62,307	67,305	6,423	2,342	6,429	0	410	1,453	0	42,032	59,089	8,216
0	0	187,972	242,654	41,952	18,402	48,405	0	4,085	3,108	0	56,518	172,470	70,184
2,000	0	34,572	35,212	4,900	2,500	6,600	0	700	0	1,000	18,800	34,500	712
0	0	30,532	31,130	5,524	2,319	6,948	0	1,551	0	2,940	10,947	30,229	901
0	0	47,761	49,456	12,000	2,900	10,800	0	700	400	0	21,900	48,700	756
0	0	7,158	8,034	1,689	101	1,620	0	287	25	0	3,500	7,222	812
0	0	84,978	85,881	13,499	12,900	18,900	0	2,600	0	0	37,800	85,699	182
0	0	92,597	93,226	10,950	12,900	24,800	2,400	3,500	0	3,450	34,650	92,650	576
2,000	0	297,598	302,939	48,562	33,620	69,668	2,400	9,338	425	7,390	127,597	299,000	3,939
0	3,434	61,489	64,433	17,601	7,004	17,668	15,695	1,600	95	0	2,298	61,961	2,472

Annex E.4

STATEMENT OF RECEIPTS AND EXPENDITURES, BY PROVINCE, 1988 (Continuation)
(In thousand pesos)

PARTICULARS	R E C E I P T S									
	BEGIN-	Internal	Specific				Operating			
	NING	Revenue	Tax	Real		Total	cella-			Extra
	CASH	Allot-	Allot-	Property	Local	Tax	neous	Capital		Ordinary
	BALANCE	ment	ment	Tax	Taxes	Revenue	Revenue	Revenue	Grants	Income
Cebu	352	25,174	263	4,220	10,977	40,634	6,880	0	12,188	5,000
Negros Oriental	4,862	15,732	164	2,605	5,315	23,816	1,575	0	3,862	0
Siquijor	68	2,640	28	247	76	2,991	1,132	0	755	382
Subtotal	8,226	60,461	632	9,361	22,693	93,147	30,212	0	28,529	5,382
REGION VIII										
Biliran	444	3,499	36	382	75	3,992	20	0	859	542
Leyte	2,846	21,518	225	3,814	9,551	35,108	1,310	0	5,282	4,626
Southern Leyte	1,484	7,352	77	1,214	1,643	10,286	4,000	0	1,805	2,040
Eastern Samar	4,436	9,529	100	1,030	3,600	14,259	685	0	2,339	4,151
Northern Samar	9,174	9,987	104	433	2,321	12,845	0	0	2,452	2,518
Western Samar	5,864	11,060	116	616	5,067	16,859	56	0	2,715	2,508
Subtotal	24,248	62,945	658	7,489	22,257	93,349	6,071	0	15,452	16,385
REGION IX										
Basilan	842	5,438	57	161	147	5,803	446	0	3,786	0
Sulu	1,930	8,385	87	120	1,489	10,081	197	0	3,385	0
Tawi-Tawi	946	5,341	56	23	66	5,486	61	0	311	0
Zamboanga del Norte	1,682	13,611	142	970	397	15,120	109	0	11,242	0
Zamboanga del Sur	927	18,174	190	2,347	2,461	23,172	7,349	0	4,462	0
Subtotal	6,327	50,949	532	3,621	4,560	59,662	8,162	0	23,186	0
REGION X										
Agusan del Norte	3,363	6,084	64	1,898	750	8,796	1,029	0	3,976	0
Agusan del Sur	6,059	11,104	116	2,140	1,074	14,434	18,375	2	142,409	0
Bukidnon	3,313	17,920	187	3,534	501	22,142	542	0	10,184	0
Camiguin	117	2,362	25	453	122	2,962	1,362	0	806	0
Misamis Occidental	3,638	5,988	62	909	1,363	8,322	416	0	1,855	0
Misamis Oriental	3,267	9,398	98	4,315	3,770	17,581	138,815	0	7,852	0
Surigao del Norte	1,839	7,817	82	3,396	1,203	12,498	10,714	0	5,622	0
Subtotal	21,596	60,673	634	16,645	8,783	86,735	171,253	2	172,704	0

E X P E N D I T U R E S													
	Inter-		TOTAL				Opera-						
	Fund		FINANCIAL	General			tion of	Inter-					
Bor-	Trans-	Total	RESOUR-	Govern-	Public	Economic	Economic	Govern-	Loans		Capital	Total	ENDING
rowing	fer	Receipts	CES	ment	Welfare	Develop-	Enter-	ment	And	Trans-	Outlays	Expendi-	CASH
						ment	prises	Aids	Advance	fers	Outlays	tures	BALANCE
0	0	64,702	65,054	19,746	27,109	7,205	0	1,785	2,405	0	3,000	61,250	3,804
0	0	29,253	34,115	15,234	6,446	5,398	0	90	0	0	1,892	29,060	5,055
0	0	5,260	5,328	1,515	365	2,643	1	151	0	0	322	4,997	331
0	3,434	160,704	168,930	54,096	40,924	32,914	15,696	3,626	2,500	0	7,512	157,268	11,662
0	0	5,413	5,857	1,768	701	1,630	18	94	0	0	479	4,690	1,167
0	0	46,326	49,172	8,578	8,183	15,349	3,596	1,626	3,906	0	3,335	44,573	4,599
0	0	18,131	19,615	3,772	1,697	8,200	0	714	0	0	786	15,169	4,446
0	0	21,434	25,870	4,860	3,009	7,758	0	430	741	500	1,764	19,062	6,808
0	0	17,815	26,989	7,419	3,075	4,519	0	1,404	1,968	500	4,862	23,747	3,242
0	0	22,138	28,002	7,217	2,599	9,005	0	806	8	897	0	20,532	7,470
0	0	131,257	155,505	33,614	19,264	46,461	3,614	5,074	6,623	1,897	11,226	127,773	27,732
0	0	10,035	10,877	2,415	635	4,193	338	114	0	0	2,285	9,980	897
0	0	13,663	15,593	2,765	777	4,331	469	444	0	0	5,670	14,456	1,137
0	0	5,858	6,804	3,333	93	1,394	150	52	0	0	1,116	6,138	666
0	0	26,471	28,153	6,484	2,194	13,926	0	739	0	0	2,489	25,832	2,321
0	0	34,983	35,910	8,589	1,599	16,045	0	1,956	0	0	6,333	34,522	1,388
0	0	91,010	97,337	23,586	5,298	39,889	957	3,305	0	0	17,893	90,928	6,409
219	3,856	17,876	21,239	4,974	791	6,958	4,000	372	2,463	0	1,174	20,732	507
13,200	0	188,420	194,479	12,789	2,463	8,685	32,330	2,765	1,439	0	132,420	192,891	1,588
0	0	32,868	36,181	8,186	2,036	14,858	9,000	1,536	18	0	0	35,634	547
0	0	5,130	5,247	1,961	389	2,337	0	173	0	0	23	4,883	364
0	0	10,593	14,231	3,226	874	5,485	0	182	0	0	2,255	12,022	2,209
1,435	0	165,683	168,950	7,070	3,114	14,473	14,176	1,479	0	1,435	124,664	166,411	2,539
0	0	28,834	30,673	11,396	313	9,088	4,200	598	1,957	0	2,965	30,517	156
14,854	3,856	449,404	471,000	49,602	9,980	61,884	63,706	7,105	5,877	1,435	263,501	463,090	7,910

Annex E.4

STATEMENT OF RECEIPTS AND EXPENDITURES, BY PROVINCE, 1988 (Continuation)
(In thousand pesos)

PARTICULARS	R E C E I P T S									
	BEGIN-	Internal	Specific				Operating			
	NING	Revenue	Tax	Real		Total	and Mis-			Extra
	CASH	Allot-	Allot-	Property	Local	Tax	neous	Capital		Ordinary
	BALANCE	ment	ment	Tax	Taxes	Revenue	Revenue	Revenue	Grants	Income
REGION XI										
Davao del Norte	1,183	18,724	195	3,213	271	22,403	8,050	1,641	4,597	24,141
Davao del Sur	5,177	12,893	135	1,395	967	15,390	0	719	2,605	779
Davao Oriental	382	10,705	112	2,437	1,152	14,406	870	42,175	3,188	1,365
South Cotabato	2,226	17,178	179	2,600	5,175	25,132	0	3,250	4,218	8,500
Surigao del Sur	211	10,971	115	2,315	4,821	18,222	0	1,237	2,693	6,882
Subtotal	9,179	70,471	736	11,960	12,386	95,553	8,920	49,022	17,301	41,667
REGION XII										
Lanao del Norte	4,722	7,762	81	1,327	1,701	10,871	662	0	1,905	2,032
Lanao del Sur	0	9,623	101	250	5,802	15,776	0	0	2,362	5,026
Maguindanao	2,889	12,048	126	1,535	568	14,277	578	0	2,958	2,400
North Cotabato	19,203	14,854	155	3,260	3,375	21,644	800	0	3,647	33,357
Sultan Kudarat	2,361	9,259	97	4,090	3,488	16,934	0	0	2,273	6,347
Subtotal	29,175	53,546	560	10,462	14,934	79,502	2,040	0	13,145	49,162
GRAND TOTAL	349,184	927,979	9,697	396,953	433,268	1,767,897	562,703	116,690	669,815	467,546

E X P E N D I T U R E S													
Bor- rowing	Inter- Fund	Total	TOTAL	General	Economic	Economic	Oper- ation of	Inter-	Loans	Capital	Total	ENDING	CASH BALANCE
	Trans- fer	Receipts	RESOUR- CES	Govern- ment	Public Welfare	Develop- ment	Enter- prises	ment Aids	And Advance	Trans- fers	Outlays	Expendi- tures	
0	0	60,832	62,015	10,833	5,905	14,157	0	1,694	1,470	11,100	12,691	57,850	4,165
0	0	19,493	24,670	6,020	2,551	7,750	1,702	116	1,497	0	0	19,636	5,034
0	0	62,004	62,386	12,089	1,370	45,795	0	651	1,897	0	0	61,802	584
0	0	41,100	43,326	11,454	7,718	15,627	0	850	497	0	2,550	38,696	4,630
0	0	29,034	29,245	15,010	4,148	3,089	0	924	0	0	5,198	28,369	876
0	0	212,463	221,642	55,406	21,692	86,418	1,702	4,235	5,361	11,100	20,439	206,353	15,289
0	0	15,470	20,192	4,627	742	3,317	0	599	1,673	0	1,319	12,277	7,915
0	0	23,164	23,164	6,021	1,088	7,205	0	783	1,393	0	401	16,891	6,273
0	0	20,213	23,102	5,134	1,850	7,200	0	941	1,431	0	1,060	17,616	5,486
0	0	59,448	78,651	10,403	101	14,023	720	1,005	528	0	24,971	51,751	26,900
0	0	25,554	27,915	7,198	1,650	8,410	488	771	564	0	4,500	23,581	4,334
0	0	143,849	173,024	33,383	5,431	40,155	1,208	4,099	5,589	0	32,251	122,116	50,908
18,621	26,971	3,630,243	3,979,427	744,444	648,113	768,149	152,067	96,836	158,019	91,477	863,486	3,522,591	456,836

Annex E.5
STATEMENT OF RECEIPTS AND EXPENDITURES, BY CITY, 1988
(In thousand pesos)

PARTICULARS	R E C E I P T S									
	BEGIN-	Internal	Specific				Operating			
	NING	Revenue	Tax	Real		Total	and Mis-			Extra
	CASH	Allot-	Allot-	Property	Local	Tax	cella-	neous	Capital	Ordinary
	IBALANCE	ment	ment	Tax	Taxes	Revenue	Revenue	Revenue	Grants	Income
NATIONAL CAPITAL REGION										
Caloocan	7,100	26,654	836	32,685	15,111	75,286	52,700	0	19,608	11,283
Manila	8,690	88,392	2,771	288,530	266,575	646,268	173,023	0	65,030	58,455
Pasay	4,259	16,749	525	23,245	6,325	46,844	23,813	0	12,322	3,017
Quezon	8,476	64,803	2,031	185,613	53,077	305,524	107,017	0	47,670	33,681
Subtotal	28,525	196,598	6,163	530,073	341,088	1,073,922	356,553	0	144,630	106,436
REGION I										
Baguio	4,954	8,106	254	17,339	7,892	33,591	15,419	0	5,962	0
Dagupan	4,715	6,939	218	4,050	3,338	14,545	6,794	0	5,103	0
Laoag	8,737	5,970	187	930	211	7,298	2,323	0	4,389	0
San Carlos	9,892	8,013	251	103	470	8,837	8,408	0	5,889	0
Subtotal	28,298	29,028	910	22,422	11,911	64,271	32,944	0	21,343	0
REGION III										
Angeles	12,438	12,480	391	4,100	6,668	23,639	7,141	0	9,177	260
Cabanatuan	5,145	10,388	326	700	452	11,866	3,650	0	7,634	1,800
Olongapo	6,737	10,569	331	3,954	4,629	19,483	163,964	0	7,772	1,738
Palayan	307	2,642	83	124	104	2,953	186	0	991	134
San Jose	3,581	6,376	200	151	395	7,122	747	0	3,358	1,444
Subtotal	28,208	42,455	1,331	9,029	12,248	65,063	175,688	0	28,932	5,376
REGION IV										
Batangas	1,860	11,332	355	6,719	11,261	29,667	60,361	0	33,846	3,134
Cavite	1,334	6,066	190	1,904	1,834	9,994	2,522	5	9,181	12
Lipa	873	9,442	296	971	852	11,561	3,240	0	10,893	501
Lucena	551	7,798	245	950	1,128	10,121	1,984	39	11,892	730
Puerto Princesa	1,697	22,324	700	832	896	24,752	1,198	445	19,600	5,621
San Pablo	536	9,792	307	354	692	11,145	2,720	0	15,106	2,003
Tagaytay	374	2,671	84	2,511	244	5,510	343	0	4,106	73

E X P E N D I T U R E S													
Inter- Fund	Trans- Total	Receipts	TOTAL FINANCIAL RESOUR- CES	General Govern- ment	Public Welfare	Economic Develop- ment	Opera- tion of Economic Enter- prises	Inter- Government Aids	Loans And Advances	Trans- fers	Capital Outlays	Total Expendi- tures	ENDING CASH BALANCE
0	0	158,877	165,977	27,689	46,364	52,510	382	16,187	4,853	0	12,041	160,026	5,951
0	0	942,776	951,466	132,357	431,231	184,261	7,961	111,344	3,405	0	71,507	942,066	9,400
0	0	85,996	90,255	16,429	29,431	13,009	1,291	10,091	7,957	0	9,124	87,332	2,923
0	0	493,892	502,368	84,910	186,733	100,303	2,719	73,250	3,102	0	48,099	499,116	3,252
0	0	1,681,541	1,710,066	261,385	693,759	350,083	12,353	210,872	19,317	0	140,771	1,688,540	21,526
0	0	54,972	59,926	11,856	15,726	12,497	0	6,612	0	0	4,150	50,841	9,085
0	0	26,442	31,157	6,845	3,030	5,180	0	4,604	2,865	0	0	22,524	8,633
0	0	14,010	22,747	3,184	1,191	5,347	456	831	0	0	2,335	13,344	9,403
1,120	0	24,254	34,146	4,244	2,382	13,986	490	616	1,456	0	1,220	24,394	9,752
1,120	0	119,678	147,976	26,129	22,329	37,010	946	12,663	4,321	0	7,705	111,103	36,873
0	0	40,217	52,655	10,677	13,883	4,836	4,552	363	378	0	3,270	37,959	14,696
0	0	24,950	30,095	5,745	3,965	8,035	1,000	2,530	0	0	2,000	23,275	6,820
0	0	192,957	199,694	18,430	20,502	12,188	137,344	20	6	0	0	188,490	11,204
0	0	4,264	4,571	1,329	535	1,656	0	66	58	0	162	3,806	765
0	0	12,671	16,252	4,559	1,913	3,151	40	528	0	0	3,500	13,691	2,561
0	0	275,059	303,267	40,740	40,798	29,866	142,936	3,507	442	0	8,932	267,221	36,046
0	0	127,008	128,868	10,999	9,678	6,935	46,102	12,357	2,861	0	37,478	126,410	2,458
0	0	21,714	23,048	6,771	1,701	3,675	0	2,659	0	0	7,209	22,015	1,033
0	0	26,195	27,068	6,539	3,108	5,215	346	1,968	1,417	0	6,969	25,562	1,506
0	0	24,766	25,317	5,305	1,573	7,178	637	2,772	574	0	6,378	24,417	900
0	0	51,616	53,313	8,687	3,035	9,115	1,582	4,265	1,543	0	24,184	52,411	902
0	0	30,974	31,510	6,536	4,989	6,857	1,422	2,501	0	0	7,705	30,010	1,500
0	0	10,032	10,406	2,972	1,185	1,715	1,355	527	0	0	1,746	9,500	906

Annex E.5

STATEMENT OF RECEIPTS AND EXPENDITURES, BY CITY, 1988 (Continuation)
(In thousand pesos)

PARTICULARS	R E C E I P T S									
	BEGIN-	Internal	Specific				Operating			
	NING	Revenue	Tax	Real		Total	and Mis-			Extra
	CASH	Allot-	Allot-	Property	Local	Tax	cella-	neous	Capital	Ordinary
BALANCE		ment	ment	Tax	Taxes	Revenue	Revenue	Revenue	Grants	Income
Trece Martires	38	2,145	67	157	92	2,461	596	72	2,425	0
Subtotal	7,263	71,570	2,244	14,398	16,999	105,211	72,964	561	107,049	12,074
REGION V										
Iriga	521	5,878	184	219	339	6,620	777	0	5,153	258
Legaspi	2,420	8,096	254	693	1,023	10,066	4,078	0	6,081	0
Naga	4,323	6,724	211	3,750	964	11,649	3,255	0	4,945	0
Subtotal	7,264	20,698	649	4,662	2,326	28,335	8,110	0	16,179	258
REGION VI										
Bago	1,578	9,081	470	6,227	9,950	25,728	1,460	0	30	50
Bacolod	697	17,950	204	30,150	37,437	85,741	6,389	0	1,216	0
Cadiz	731	12,069	563	2,370	19,377	34,379	1,410	0	600	0
Iloilo	772	14,979	285	20,539	37,264	73,067	9,999	0	1,362	0
La Carlota	346	5,371	378	7,800	12,531	26,080	2,260	0	170	0
Roxas	359	6,514	168	2,430	9,124	18,236	3,312	0	100	460
San Carlos	998	8,487	266	2,847	12,198	23,798	2,043	2	42	0
Silay	716	9,048	284	2,923	9,649	21,904	1,679	0	67	0
Subtotal	6,197	83,499	2,618	75,286	147,530	308,933	28,552	2	3,587	510
REGION VII										
Bais	1,440	7,839	246	1,341	780	10,206	1,772	0	5,747	0
Canlaon	725	4,048	127	160	144	4,479	895	0	1,701	0
Cebu	2,847	29,943	939	59,300	43,260	133,442	22,299	0	22,593	0
Danao	598	6,040	189	180	0	6,409	48	0	1,179	0
Dumaguete	385	5,011	157	2,971	1,362	9,501	4,895	0	3,903	0
Lapu-Lapu	1,278	7,084	222	5,505	2,539	15,350	2,065	0	5,210	50
Mandaue	867	7,355	230	6,225	7,489	21,299	4,362	0	5,573	0
Tagbilaran	1,735	3,807	119	1,364	996	6,286	2,853	1	3,123	100

E X P E N D I T U R E S													
Bor- rowing	Inter- Fund	Trans- fer	Total Receipts	TOTAL FINANCIAL RESOUR- CES	Opera- tion of General Govern- ment	Economic Develop- ment	Economic Enter- prises	Inter- ment Aids	Loans And Advances	Trans- fers	Capital Outlays	Total Expendi- tures	ENDING CASH BALANCE
0	0	5,554	5,592	1,516	553	1,040	0	322	0	0	1,860	5,291	301
0	0	297,859	305,122	49,325	25,822	41,730	51,444	27,371	6,395	0	93,529	295,616	9,506
0	0	12,808	13,329	3,184	669	6,249	338	783	421	0	402	12,046	1,283
0	0	20,225	22,645	6,802	1,905	7,171	1,123	2,091	0	0	0	19,092	3,553
0	0	19,849	24,172	7,036	1,375	5,650	1,098	2,330	0	0	0	17,489	6,683
0	0	52,882	60,146	17,022	3,949	19,070	2,559	5,204	421	0	402	48,627	11,519
0	0	27,268	28,846	5,020	3,850	6,060	1,570	1,760	990	0	8,610	27,860	986
0	0	93,346	94,043	11,790	32,570	11,272	3,840	16,200	1,000	0	17,032	93,704	339
0	0	36,389	37,120	5,080	5,450	6,100	1,290	1,800	1,500	0	15,105	36,325	795
0	0	84,428	85,200	15,696	20,543	13,068	6,198	11,623	1,400	2,218	14,100	84,846	354
0	0	28,510	28,856	4,854	3,408	4,528	563	2,155	1,178	0	10,088	26,774	2,082
0	0	22,108	22,467	4,900	3,190	3,800	720	2,600	190	0	6,100	21,500	967
0	0	25,885	26,883	4,410	3,954	7,320	1,391	1,700	0	0	7,699	26,474	409
0	0	23,650	24,366	4,100	2,896	7,394	760	1,750	0	0	7,000	23,900	466
0	0	341,584	347,781	55,850	75,861	59,542	16,332	39,588	6,258	2,218	85,734	341,383	6,398
0	0	17,725	19,165	9,087	3,045	1,540	281	1,591	40	0	930	16,514	2,651
0	0	7,075	7,800	4,007	1,257	645	0	133	0	0	816	6,858	942
0	4,500	182,834	185,681	26,828	42,423	34,411	29,925	10,877	9,647	4,500	22,398	181,009	4,672
0	0	7,636	8,234	3,990	1,010	0	0	910	0	0	486	6,396	1,838
0	0	18,299	18,684	5,704	4,451	4,182	0	2,833	0	0	943	18,113	571
0	0	22,675	23,953	7,631	3,726	4,027	1,769	0	0	2,624	2,330	22,107	1,846
0	323	31,557	32,424	6,742	6,192	5,696	1,055	5,469	24	323	3,056	28,557	3,867
0	200	12,563	14,298	3,881	2,519	3,197	565	707	160	0	228	11,257	3,041

Annex E.5

STATEMENT OF RECEIPTS AND EXPENDITURES, BY CITY, 1988 (Continuation)
(In thousand pesos)

PARTICULARS	R E C E I P T S									
	BEGIN-	Internal	Specific				Operating			
	NING	Revenue	Tax	Real		Total	and Mis-			Extra
	CASH	Allot-	Allot-	Property	Local	Tax	cella-	neous	Capital	Ordinary
	BALANCE	ment	ment	Tax	Taxes	Revenue	Revenue	Revenue	Grants	Income
Toledo	493	7,714	242	1,365	9,985	19,306	5,585	0	5,680	0
Subtotal	10,368	78,841	2,471	78,411	66,555	226,278	44,774	1	54,709	150
REGION VIII										
Calbayog	1,382	13,615	427	810	898	15,750	81	0	1,632	38
Ormoc	7,186	10,304	323	1,330	844	12,801	0	0	5,503	4,519
Tacloban	5,618	7,559	237	3,950	4,748	16,494	1,000	0	5,558	5,347
Subtotal	14,186	31,478	987	6,090	6,490	45,045	1,081	0	12,693	9,904
REGION IX										
Dapitan	446	6,028	189	30	40	6,287	865	0	1,298	0
Dipolog	133	6,188	194	225	183	6,790	1,076	0	3,083	0
Pagadian	433	8,496	267	135	152	9,050	1,732	0	6,367	0
Zamboanga	1,132	30,887	968	498	211	32,564	9,100	0	23,651	0
Subtotal	2,144	51,599	1,618	888	586	54,691	12,773	0	34,399	0
REGION X										
Butuan	2,109	16,859	528	1,950	1,079	20,416	7,941	0	15,395	0
Cagayan de Oro	1,615	17,096	536	18,008	20,686	56,326	10,543	0	13,639	0
Gingoog	2,980	10,325	324	213	699	11,561	2,772	0	5,614	0
Oroquieta	54	5,580	175	155	178	6,088	1,428	0	1,614	0
Ozamis	4,354	6,749	212	954	1,213	9,128	3,017	0	5,025	0
Surigao	2,338	7,380	231	162	205	7,978	2,533	0	7,887	0
Tangub	691	5,081	159	440	163	5,843	4,559	0	2,275	0
Subtotal	14,141	69,070	2,165	21,882	24,223	117,340	32,793	0	51,449	0
REGION XI										
Davao	12,834	53,371	1,673	3,400	12,402	70,846	6,960	4,666	39,164	8,100

E X P E N D I T U R E S													
Bor- rowing	Inter- Fund	Trans- fer	Total Receipts	TOTAL FINANCIAL RESOUR- CES	Opera- tion of General Govern- ment	Economic Develop- ment Welfare	Economic Enter- prises	Inter- Govern- ment Aids	Loans And Advances	Trans- fers	Capital Outlays	Total Expendi- tures	ENDING CASH BALANCE
0	27	30,598	31,091	9,825	6,718	6,297	1,234	2,553	0	27	4,260	30,914	177
0	5,050	330,962	341,330	77,695	71,341	59,995	34,829	25,073	9,871	7,474	35,447	321,725	19,605
0	0	17,501	18,883	2,989	389	6,812	137	3,352	0	0	2,952	16,631	2,252
0	0	22,823	30,009	8,248	3,467	6,810	878	598	0	0	4,860	24,861	5,148
0	0	28,399	34,017	8,089	6,230	5,189	987	4,819	0	0	3,823	29,137	4,880
0	0	68,723	82,909	19,326	10,086	18,811	2,002	8,769	0	0	11,635	70,629	12,280
0	0	8,450	8,896	1,721	252	4,539	75	754	0	0	1,000	8,341	555
0	0	10,949	11,082	2,670	443	3,921	393	1,099	0	0	2,200	10,726	356
0	0	17,149	17,582	4,012	1,201	3,700	380	1,150	0	0	6,765	17,208	374
0	0	65,315	66,447	13,588	18,844	16,895	1,859	7,492	0	0	6,500	65,178	1,269
0	0	101,863	104,007	21,991	20,740	29,055	2,707	10,495	0	0	16,465	101,453	2,554
0	1,200	44,952	47,061	12,876	8,487	9,466	200	4,093	651	1,200	5,766	42,739	4,322
0	2,000	82,508	84,123	21,955	19,456	23,364	1,793	7,555	2,466	2,000	5,500	84,089	34
0	0	19,947	22,927	5,740	1,125	5,400	643	1,141	0	0	5,948	19,997	2,930
0	0	9,130	9,184	3,194	165	3,642	0	772	0	0	1,320	9,093	91
44	145	17,359	21,713	5,278	2,604	3,632	814	1,465	17	0	1,465	15,275	6,438
0	500	18,898	21,236	5,103	1,803	4,623	1,012	1,439	279	500	2,887	17,646	3,590
50	500	13,227	13,918	2,549	1,026	2,641	129	1,060	0	500	2,905	10,810	3,108
94	4,345	206,021	220,162	56,695	34,666	52,768	4,591	17,525	3,413	4,200	25,791	199,649	20,513
0	0	129,736	142,570	28,233	55,939	3,000	2,826	19,456	0	0	22,500	131,954	10,616

Annex E.5

STATEMENT OF RECEIPTS AND EXPENDITURES, BY CITY, 1988 (Continuation)
(In thousand pesos)

PARTICULARS	R E C E I P T S									
	BEGIN-	Internal	Specific				Operating			
	NING	Revenue	Tax	Real		Total	and Mis-			Extra
	CASH	Allot-	Allot-	Property	Local	Tax	cella-	neous	Capital	Ordinary
	BALANCE	ment	ment	Tax	Taxes	Revenue	Revenue	Revenue	Grants	Income
General Santos	15,601	18,325	575	800	1,711	21,411	4,874	0	13,435	897
Subtotal	28,435	71,696	2,248	4,200	14,113	92,257	11,834	4,666	52,599	8,997
REGION XII										
Cotabato	14,735	6,708	210	2,290	1,041	10,249	2,779	0	4,931	708
Iligan	61,000	15,403	483	13,421	7,616	36,923	6,176	0	11,305	1,312
Marawi	3,266	4,672	146	113	226	5,157	1,044	0	1,793	324
Subtotal	79,001	26,783	839	15,824	8,883	52,329	9,999	0	18,029	2,344
BRAND TOTAL	254,030	773,315	24,243	783,165	652,952	2,233,675	788,065	5,230	545,598	146,049

E X P E N D I T U R E S													
Bor- rowing	Inter- Fund	Total Receipts	TOTAL FINANCIAL RESOUR- CES	General Govern- ment	Public Welfare	Economic Develop- ment	Opera- tion of Economic Enter- prises	Inter- Govern- ment Aids	Loans And Advances	Trans- fers	Capital Outlays	Total Expendi- tures	ENDING CASH BALANCE
0	0	40,617	56,218	13,328	5,144	10,504	0	4,664	859	0	11,886	46,385	9,833
0	0	170,353	198,788	41,561	61,083	13,504	2,826	24,120	859	0	34,386	178,339	20,449
0	0	18,667	33,402	5,877	2,513	4,038	1,341	1,892	0	0	0	15,661	17,741
0	0	55,716	116,716	14,652	7,008	9,672	2,048	7,527	3,025	0	152	44,084	72,632
0	0	8,318	11,584	1,883	248	2,276	128	802	0	0	2,747	8,084	3,500
0	0	82,701	161,702	22,412	9,769	15,986	3,517	10,221	3,025	0	2,899	67,829	93,873
1,214	9,395	3,729,226	3,983,256	690,131	1,070,203	727,420	277,042	395,408	54,322	13,892	463,696	3,692,114	291,142

Annex E.6

STATEMENT OF RECEIPTS AND EXPENDITURES, BY GROUP OF MUNICIPALITIES, 1988
(In thousand pesos)

PARTICULARS	R E C E I P T S									
	BEGIN-	Internal	Specific				Operating			
	NING	Revenue	Tax	Real		Total	cella-			Extra
	CASH	Allot-	Allot-	Property	Local	Tax	neous	Capital		Ordinary
	BALANCE	ment	ment	Tax	Taxes	Revenue	Revenue	Revenue	Grants	Income
NATIONAL CAPITAL REGION										
Metropolitan Manila	15,774	69,488	653	184,382	239,106	493,629	120,202	0	15,340	41,055
REGION I										
Abra	9,629	11,586	111	1,754	5,880	19,331	2,733	0	3,772	0
Benquet	9,975	10,871	103	4,601	11,314	26,889	1,712	0	2,987	0
Ilocos Norte	9,347	14,559	142	2,508	10,035	27,244	6,001	484	4,083	0
Ilocos Sur	8,902	18,049	178	2,669	8,580	29,476	10,835	41	4,916	0
La Union	8,908	15,886	155	3,313	10,067	29,421	7,852	0	5,254	0
Mountain Province	9,273	6,571	58	1,380	1,279	9,288	363	0	2,406	0
Pangasinan	9,965	47,199	483	5,973	5,097	58,752	19,884	0	11,676	0
Subtotal	65,999	124,721	1,230	22,198	52,252	200,401	49,380	525	35,094	0
REGION II										
Batanes	2,689	2,058	11	130	6,055	8,254	115	0	374	0
Cagayan	21,169	31,173	315	177	560	32,225	10,266	0	8,626	17
Ifugao	2,294	7,269	65	71	117	7,522	77	0	134	0
Isabela	10,832	37,236	379	332	334	38,281	15,631	0	14,045	0
Kalinga-Apayao	22,507	13,999	136	170	56	14,361	61	0	265	0
Nueva Vizcaya	8,147	12,541	121	220	1,130	14,012	4,120	0	5,207	0
Quirino	7,513	6,636	59	196	110	7,001	388	0	1,428	313
Subtotal	75,151	110,912	1,086	1,296	8,362	121,656	30,658	0	30,079	330
REGION III										
Bataan	4,476	11,716	112	7,490	5,154	24,472	16,799	0	2,631	1,252
Bulacan	22,763	34,167	347	3,747	0	38,261	23,523	0	8,142	18,417
Nueva Ecija	62,975	30,935	313	1,639	4,053	36,940	9,945	0	7,349	3,141
Pampanga	6,978	30,534	308	7,949	5,496	44,287	15,048	0	7,251	1,740
Tarlac	51,324	23,287	233	553	1,842	25,915	3,578	0	5,471	11,756
Zambales	56,219	13,163	127	4,285	5,792	23,367	6,483	0	2,986	1,642
Subtotal	204,735	143,802	1,440	25,663	22,337	193,242	75,376	0	33,830	37,948

EXPENDITURES													
Inter- Fund	Trans- Total	Receipts	TOTAL FINANCIAL RESOUR- CES	General Govern- ment	Public Welfare	Economic Develop- ment	Opera- tion of Economic Enter- prises	Inter- Govern- ment Aids	Loans And Advances	Trans- fers	Capital Outlays	Total Expendi- tures	ENDING CASH BALANCE
0	0	670,226	686,000	140,878	243,730	100,205	7,085	112,200	20,151	0	52,577	676,826	9,174
0	0	25,836	35,465	9,153	2,154	9,070	2,103	1,263	0	0	2,482	26,225	9,240
0	0	31,588	41,563	12,304	4,163	3,372	6,172	3,662	1,190	803	300	31,966	9,597
0	0	37,812	47,159	17,631	3,200	8,191	1,807	3,165	1,793	813	3,194	39,794	7,365
928	591	46,787	55,689	20,469	3,169	8,490	5,046	3,392	1,431	816	3,057	45,870	9,819
324	0	42,851	51,759	18,105	1,929	9,119	3,343	5,456	1,121	720	2,111	41,904	9,855
0	0	12,057	21,330	2,393	2,569	3,942	1,080	500	0	0	1,910	12,394	8,936
0	171	90,483	100,448	36,091	4,136	15,957	17,903	7,323	1,295	282	6,608	89,595	10,853
1,252	762	287,414	353,413	116,146	21,320	58,141	37,454	24,761	6,830	3,434	19,662	287,748	65,665
0	0	8,743	11,432	1,209	32	471	1	152	0	44	0	1,909	9,523
0	0	51,134	72,303	28,357	5,279	3,610	120	4,789	291	110	2,704	45,260	27,043
0	0	7,733	10,027	4,454	237	948	0	420	0	0	312	6,371	3,656
0	1,848	69,805	80,637	30,066	7,328	5,285	5,697	4,350	1,572	1,992	2,448	58,738	21,899
0	0	14,687	37,194	1,475	2	83	0	96	0	0	17	1,673	35,521
0	0	23,339	31,486	9,615	1,489	2,651	1,210	1,277	0	171	836	17,249	14,237
0	0	9,130	16,643	2,874	1,331	1,580	445	5	0	0	224	6,459	10,184
0	1,848	184,571	259,722	78,050	15,698	14,628	7,473	11,089	1,863	2,317	6,541	137,659	122,063
0	0	45,154	49,630	14,930	6,903	4,644	3,365	5,309	2,027	2,207	878	40,263	9,367
0	0	88,343	111,106	44,220	3,543	7,427	6,809	10,723	1,733	1,597	1,448	77,500	33,606
0	0	57,375	120,350	22,264	2,031	6,869	2,058	4,655	1,938	0	1,257	41,072	79,278
0	0	68,326	75,304	25,409	867	10,164	7,439	8,649	2,559	2,126	535	57,748	17,556
0	0	46,720	98,044	6,736	10,215	6,825	1,217	3,179	0	0	5,236	33,408	64,636
0	0	34,478	90,697	13,951	840	3,833	2,717	1,944	300	712	1,040	25,337	65,360
0	0	340,396	545,131	127,510	24,399	39,762	23,605	34,459	8,557	6,642	10,394	275,328	269,803

Annex E.6

STATEMENT OF RECEIPTS AND EXPENDITURES, BY GROUP OF MUNICIPALITIES, 1988 (Continuation)
(In thousand pesos)

PARTICULARS	R E C E I P T S									
	BEGIN-	Internal	Specific				Operating			
	NING	Revenue	Tax	Real		Total	cella-			Extra
	CASH	Allot-	Allot-	Property	Local	Tax	neous	Capital		Ordinary
	BALANCE	ment	ment	Tax	Taxes	Revenue	Revenue	Revenue	Grants	Income
REGION IV										
Aurora	1,480	7,566	69	123	515	8,273	1,337	93	2,455	1,046
Batangas	1,600	29,728	300	9,830	14,895	54,753	12,863	3,267	21,726	3,835
Cavite	1,081	20,916	208	10,691	1,140	32,955	11,825	2,227	10,045	2,643
Laguna	1,756	26,843	270	3,756	7,555	38,424	10,036	3,297	13,035	1,578
Marinduque	311	6,940	62	1,995	6,588	15,585	1,486	329	3,561	565
Occidental Mindoro	1,337	13,517	131	1,679	367	15,694	4,356	3,774	8,221	2,566
Oriental Mindoro	923	18,108	179	2,477	4,414	25,178	5,835	4,192	8,629	5,837
Palawan	909	22,754	227	940	4,704	28,625	8,689	2,236	15,649	11,539
Quezon	1,038	39,376	401	7,139	4,235	51,151	14,087	4,236	19,357	13,951
Rizal	896	17,871	176	7,321	12,336	37,704	9,561	851	8,510	7,231
Romblon	951	8,813	82	1,276	3,811	13,982	2,360	126	3,940	807
Subtotal	12,282	212,432	2,105	47,227	60,560	322,324	82,435	24,628	115,128	51,598
REGION V										
Albay	24,475	23,201	232	2,387	211	26,031	5,869	0	5,460	0
Camarines Norte	10,666	11,993	115	1,229	3,024	16,361	3,026	0	3,047	0
Camarines Sur	34,681	33,455	339	4,593	1,313	39,700	6,391	0	11,110	0
Catanduanes	7,793	8,004	73	978	3,676	12,731	2,072	0	1,859	50
Masbate	19,415	21,783	217	177	506	22,683	2,744	0	5,415	0
Sorsogon	12,377	17,299	171	600	349	18,419	4,924	85	4,757	307
Subtotal	109,407	115,735	1,147	9,964	9,079	135,925	25,026	85	31,648	357
REGION VI										
Aklan	292	12,528	120	1,983	9,230	23,861	4,334	0	493	31
Antique	923	14,210	138	1,961	10,733	27,042	6,303	0	1,407	24
Capiz	714	15,724	154	3,557	9,683	29,118	2,110	0	355	0
Guimaras	421	4,253	383	949	2,205	7,790	1,112	315	15	0
Iloilo	1,667	37,652	34	12,559	24,709	74,954	13,186	0	3,518	0
Negros Occidental	872	40,132	409	15,194	43,294	99,029	10,043	0	1,457	0
Subtotal	4,889	124,499	1,238	36,203	99,854	261,794	37,088	315	7,245	55
REGION VII										
Bohol	3,801	28,812	291	2,798	9,912	41,813	7,291	85	7,738	658

E X P E N D I T U R E S														
			TOTAL	Opera- tion of										ENDING
Inter- Fund			FINANCIAL	General	Economic	Economic	Inter- Govern-	Loans				Total	CASH	
Bor- rowing	Trans- fer	Total Receipts	RESOUR- CES	Govern- ment	Public Welfare	Develop- ment	Enter- prises	ment Aids	And Advances	Trans- fers	Capital Outlays	Expendi- tures	BALANCE	
0	198	77,419	81,537	30,783	7,589	16,010	2,872	3,709	130	311	12,815	74,219	7,318	
11	836	40,947	45,916	15,837	5,049	10,590	1,275	1,999	4	351	3,812	38,917	6,999	
0	5	7,793	8,613	3,319	326	1,623	795	305	0	10	1,019	7,397	1,216	
11	1,072	183,777	197,485	75,251	17,945	43,032	9,793	8,768	144	677	22,216	177,826	19,659	
0	0	7,318	10,482	2,305	80	468	312	340	0	0	290	3,795	6,687	
0	0	70,208	75,790	25,466	3,602	9,646	8,248	5,571	1,152	3,583	9,615	66,883	8,907	
0	0	26,243	29,880	7,049	3,856	3,013	588	1,842	0	0	7,976	24,324	5,556	
0	0	24,097	31,522	14,931	1,291	2,943	413	1,899	2	1,180	2,473	25,132	6,390	
0	0	33,838	34,295	14,571	1,676	6,735	606	1,795	1,968	668	3,896	31,915	2,380	
0	0	24,720	33,664	14,475	1,107	2,878	1,863	1,501	0	670	4,944	27,438	6,226	
0	0	186,424	215,633	78,797	11,612	25,683	12,030	12,948	3,122	6,101	29,194	179,487	36,146	
0	0	10,910	11,248	1,444	0	478	54	40	0	88	9,055	11,159	89	
0	0	15,842	16,351	13,624	61	1,253	371	558	0	287	79	16,233	118	
0	0	9,504	10,081	8,337	9	861	0	219	0	41	553	10,020	61	
0	0	27,166	27,364	16,361	925	2,217	890	1,736	655	1,176	3,200	27,160	204	
0	10	49,560	50,156	26,586	95	3,048	1,518	3,375	145	10	15,217	49,994	162	
0	10	112,982	115,200	66,352	1,090	7,857	2,833	5,928	800	1,602	28,104	114,566	634	
0	73	14,331	14,427	7,856	303	2,658	506	1,761	398	253	447	14,182	245	
0	230	20,413	22,558	10,184	868	2,429	942	939	31	270	1,667	17,330	5,228	
0	0	34,945	35,158	17,728	767	8,353	337	4,852	0	348	2,018	34,403	755	
0	0	5,129	5,169	2,239	820	897	97	664	118	0	31	4,866	303	
0	0	13,922	15,234	3,780	213	2,662	7,175	717	22	309	204	15,082	152	
15	0	29,618	29,631	16,109	450	6,101	313	3,983	0	473	986	28,415	1,216	
0	15	19,544	20,406	6,441	1,664	2,534	6,542	852	83	27	1,410	19,553	853	
15	318	137,902	142,583	64,337	5,085	25,634	15,912	13,768	652	1,680	6,763	133,831	8,752	

Annex E.6

STATEMENT OF RECEIPTS AND EXPENDITURES, BY GROUP OF MUNICIPALITIES, 1988 (Continuation)
(In thousand pesos)

PARTICULARS	R E C E I P T S									
	BEGIN-	Internal	Specific				Operating			
	NING	Revenue	Tax	Real		Total	cella-			Extra
	CASH	Allot-	Allot-	Property	Local	Tax	neous	Capital		Ordinary
	BALANCE	ment	ment	Tax	Taxes	Revenue	Revenue	Revenue	Grants	Income
REGION XI										
Davao del Norte	4,858	29,162	295	2,663	1,314	33,434	7,323	3,618	6,913	5,568
Davao del Sur	4,517	19,872	197	845	124	21,038	1,248	574	2,068	1,128
Davao Oriental	6,142	16,225	159	474	716	17,574	4,547	1,205	4,671	2,262
South Cotabato	6,075	26,571	267	2,702	2,426	31,966	5,265	2,189	6,278	3,366
Surigao del Sur	3,797	17,351	171	4,500	5,457	27,479	4,000	1,500	4,015	2,250
Subtotal	25,389	109,181	1,089	11,184	10,037	131,491	22,383	9,086	23,945	14,574
REGION XII										
Lanao del Norte	0	12,810	123	2,550	2,689	18,172	2,050	0	8,525	2,220
Lanao del Sur	26,410	16,965	167	650	14,811	32,593	900	0	19,531	1,450
Maguindanao	7,728	18,785	186	171	1,242	20,384	1,689	0	6,215	1,355
North Cotabato	7,004	22,994	230	181	483	23,888	5,600	0	8,346	2,730
Sultan Kudarat	7,984	14,057	136	3,823	997	19,013	2,785	0	6,514	4,089
Subtotal	49,126	85,611	842	7,375	20,222	114,050	13,024	0	49,131	11,844
GRAND TOTAL	612,568	1,473,968	14,546	373,487	560,674	2,422,675	524,819	35,292	424,223	176,574

E X P E N D I T U R E S													
Bor- rowing	Inter- Fund	Trans- fer	Total Receipts	E X P E N D I T U R E S									
				TOTAL FINANCIAL	General Government	Public Welfare	Economic Development	Opera- tion of Economic Enter- prises	Inter- Government Aids	Loans And Advances	Trans- fers	Capital Outlays	ENDING CASH BALANCE
0	0	56,856	61,714	27,069	5,659	5,741	1,976	2,294	660	1,341	12,847	57,587	4,127
0	0	26,056	30,573	10,093	2,978	2,302	1,344	1,976	672	28	7,248	26,641	3,932
0	0	30,259	36,401	13,483	1,140	4,587	2,364	1,404	355	34	9,251	32,618	3,783
0	0	49,064	55,139	20,213	3,040	7,171	2,594	3,492	208	28	12,477	49,223	5,916
0	0	39,244	43,041	18,879	2,147	7,873	3,873	3,080	0	712	3,277	39,841	3,200
0	0	201,479	226,868	89,737	14,964	27,674	12,151	12,246	1,895	2,143	45,100	205,910	20,958
0	0	30,967	30,967	9,930	562	6,940	1,555	3,348	0	0	1,319	23,654	7,313
0	0	54,474	80,884	9,329	259	6,621	937	4,452	0	0	401	21,999	58,885
0	0	29,643	37,371	9,563	9	5,414	693	2,058	0	60	1,059	18,856	18,515
0	0	40,564	47,568	13,796	260	7,106	4,320	6,444	0	0	15,642	47,568	0
0	0	32,401	40,385	10,900	192	3,999	494	2,844	115	928	4,500	23,972	16,413
0	0	188,049	237,175	53,518	1,282	30,080	7,999	19,146	115	988	22,921	136,049	101,126
1,278	7,525	3,592,386	4,204,954	1,173,088	451,948	523,402	193,451	363,172	77,535	33,222	563,836	3,379,654	825,300

GLOSSARY OF TERMS

Accounts Payable. Obligations incurred as a result of the delivery of goods, the provision of services, or the fulfillment of any other contractual obligations, which obligations have not been paid for before a budget year.

Advice of Allotment. Issued by the Department of Budget and Management, this formal document contains the authorization, conditions, and amount of obligations that an agency can incur pursuant to a legislative appropriation.

Appropriation. A legislative authorization to incur expenditure obligations for specific purposes.

Appropriations, General. An authorization for incurring obligations only during a specified budget year. This pertains to the annual appropriations under the General Appropriations Act.

Borrowings. Funds obtained from repayable sources. Includes loans secured by the Philippine government from financial institutions and other sources, both internal and external, to finance development projects.

Budget. Estimated expenditures, based on either obligation or cash concepts, and sources of financing, either from revenues, borrowings or cash drawdowns.

Budget Deficit. The shortfall of revenues from disbursements excluding debt repayments and payments on non-budgetary accounts.

Budgetary Support to Government Corporations. National government assistance to government corporations in the form of equity, subsidy, or credit.

Capital Outlays or Capital Expenditures. Purchase of goods and services the benefits of which extend beyond the budget year and which add to the assets of the government. Also includes investments in the capital stock of government-owned or controlled corporations.

Capital Revenue. Resources realized from the sale of fixed or capital assets, such as buildings, equipment, machines, land, and intangibles.

Cash Disbursement Ceiling. The maximum authority for withdrawing cash from the Bureau of the Treasury either directly or through check issuance by an agency during a particular budget year to settle a government obligation.

Commitment Fee. A levy or charge imposed by creditors on the undrawn amount of the loan to penalize the borrower for the interest foregone by the creditor on the undrawn portion of the loan.

Communal Irrigation. Construction of small and medium scale irrigation systems benefitting a community of farmers.

Compensating Tax. Tax imposed on the total value of imported commodities, goods, wares, or merchandise which are intended for use and/or consumption by the importer.

Cost of Qualified Borrowings. The weighted average interest paid by the World Bank or the Asian Development Bank on certain liabilities.

Counterpart Fund. Portion of the cost of foreign-assisted project which will be funded from sources other than the creditors.

Current Operating Expenses. Purchase of goods and services for the conduct of normal government operations within a budget year. Includes goods and services that will be used or consumed during the budget year.

Debt Amortization. The sum of principal repayments for loans payable by regular installments, and annual contributions to the debt sinking fund for debts payable only upon maturity. This is an obligation budget concept.

Debt Service. The sum of debt amortization and interest payments on foreign and domestic borrowings.

Disbursements. Cash withdrawals from the Bureau of the Treasury or from Treasury cash balances with depository banks.

Domestically Funded Projects. Projects financed out of revenue collections and domestic borrowings.

Economic Support Fund. Proceeds from the rental of US Bases in the Philippines.

Energy Tax. Tax collected by the Manila Electric Company for the government on electrical consumption of residential consumers in excess of 650 kilowatt-hours per month as required by Batas Pambansa No. 36.

Equity. National government subscription to the authorized capital stock of government-owned or controlled corporations.

Excise Taxes. Taxes imposed on selected articles manufactured or produced in the country for domestic sale or consumption or for any other disposition, and on selected imports. Excise taxes may either be specific or ad valorem or both. Specific taxes are levied as a fixed sum per unit weight or volume of the product. Ad valorem taxes are levied as a fixed percentage of the selling price or specified value of the product.

Expenditure Program . The ceiling on the obligations that could be incurred by the government in a given budget year. The said ceiling is supported by estimated financial resources.

Export Taxes. Ad valorem levies on goods that are shipped out of the territorial jurisdiction of the Philippines.

Extraordinary Income. Collections derived from the repayment of loans and advances made by the government as well as from other non-recurring sources.

Fiduciary Fund. Government fund where monies which have come into the possession of the government or government officer as trustee, agent or administrator, or which have been received as a guarantee for the fulfillment of some obligations are recorded and kept. Only the interest earnings of the fund principal deposited in an authorized government depository bank can be utilized.

Financing Requirement. The gap between total revenues and current and capital disbursements of government corporations, representing the deficiency in the financing of the capital expenditures of the corporations. This term is synonymous with "budget deficit" in the national government cash budget.

Fixed Taxes. Taxes whose amounts are specified per person or transaction. This includes fixed annual business taxes paid by anyone engaged in an employment that occupies time, attention, and labor for the purpose of a livelihood or profit; fixed taxes payable by manufacturers, producers or importers engaged in businesses subject to percentage taxes; graduated fixed taxes based on previous year's sales payable by those not subject to percentage tax; and miscellaneous fixed taxes payable by brewers, distillers of spirits, manufacturers and importers or exporters.

Foreign-Assisted Projects. National government projects that are partly financed by foreign financial institutions, governments or other sources abroad.

Foreign-Assisted Projects Support Fund. A lump sum budget provision for the expenditure requirements of foreign-assisted projects.

Franchise Taxes. Taxes imposed on the special privilege or right conferred by the State on an individual or corporation, through legislation, to exercise certain powers and privileges such as the power to operate public utilities.

Funding Warrant Scheme. A new disbursement scheme started in July, 1986, whereby treasury warrants are directly issued by the Department of Budget and Management to agencies. Upon presentation of the warrants to a government depository bank, said bank automatically credits such warrants to the demand deposit account of the agency involved and debits the Bureau of the Treasury's deposits.

General Fund. Cash and other resources of the government which are available for any purpose and which are not by law or contractual agreement designated for a specific purpose.

General Sales and Turnover Taxes. A general sales tax is the percentage tax on the gross selling price of goods on its original sale which is imposed on the manufacturer, producer or importer. A turnover tax is equivalent to one and a half percent of the gross selling price of the goods on its every subsequent sale.

Government-Owned or -Controlled Corporation. A stock or a non-stock corporation, whether performing government or proprietary functions, which is directly chartered by special law or if organized under the general

corporation law, is owned or controlled by the government directly, or indirectly through a parent corporation or subsidiary corporation, to the extent of at least a majority of its outstanding capital stock or of its outstanding voting capital stock.

Grace Period. Period commencing from the time a loan agreement becomes effective to the time when the initial principal repayment becomes due.

Grants. All non-repayable transfers received from other levels of government, or from private individuals, or institutions. Includes reparations and gifts given for particular projects or programs, general budget support, or for any other purpose.

Gross National Product. A measure of the market value of the output of final goods and services produced by a national economy during a specific period of time, usually a year. Nominal GNP measures the value of output at the prices prevailing in the period the output is produced, while real GNP measures the output produced in any one period at the prices of some base year.

Guaranteed Obligations. Debt obligation for which a juridical entity assumes secondary liability as guarantor. If the primary obligor fails to pay, the guarantor becomes liable for the amount due.

Import Duties and Taxes. Taxes and levies imposed on goods that enter the country, for the purpose of protecting locally manufactured goods of similar nature, or for the purpose of generating revenues. Includes specific taxes on imported goods, advance sales tax and compensating tax on imported goods.

Income from Public Enterprises and Investments. Receipts paid to the government from all property and investment income such as dividends, interest, rent and royalties.

International Trade Taxes. The sum of import and customs duties, and other international trade-related tax collections of the national government.

Investment Outlays. National government contributions to loan funds and other funds administered by agencies or to the capital stock of government corporations.

Itemized Positions. Approved positions in the regular personnel plantilla of all agencies of the national government.

Land and Land Improvement Outlays. The cost of acquiring land, or providing permanent improvements to the land such as filling, grading, curbing, draining, surveying, and related outlays.

LIBOR. The London Interbank Offered Rate. This is the rate offered to prime borrowers in the international capital market based in London, and used as the base for most interest rate quotations.

Life and Retirement Insurance Premium. The share of the national government in the premium payments to the Government Service Insurance System (GSIS) for the life insurance and retirement benefit fund of government employees.

Loan Proceeds. Amount drawn, in cash or in kind, against existing or new loan commitments.

Mining Taxes. Taxes imposed on the privilege to explore, exploit, and develop mining resources. Includes occupation fees, rentals, and royalties.

Miscellaneous Income. Nontax revenues not elsewhere classified such as proceeds from the sale of goods/ confiscated merchandise, inventory adjustments, and waste materials..

National Revenues Sharing. The account created under PD 144, as amended, representing the portion of total national government revenues which accrue to the local governments. Includes the local government's share in the specific tax on oil products authorized by PD 436, as amended. This share supplements local government funds.

Net Borrowings. Gross borrowings less repayment of principal.

Net Income (Loss). The difference between revenues and expenses, reflecting the results of operations of corporations for a given period. A positive balance indicates a net income while a negative balance, a net loss.

Net Lending. Advances by the national government for the servicing of government guaranteed corporate debt, net of repayments on such advances, during the year. Includes all other loans outlays by the national government to government corporations.

Nonbudgetary Accounts. Trust liabilities, securities unloaded/purchased, the sinking fund, and other accounts not included in the budget.

Nontax Revenues. Revenues collected from sources other than compulsory tax levies. Includes those collected in exchange for direct services rendered by government agencies to the public, or those arising from the government's regulatory and investment activities.

Obligations. Liabilities legally incurred and committed to be paid for by the government either immediately or in the future.

Operating and Service Income. Non-tax revenues generated in the exercise of the administrative and regulatory functions by the national government. Includes hospital income, tuition fees of government schools and admission fees to government museums and parks. Also includes revenues realized by government agencies from their business undertakings called for by the nature of their functions, and those income generated by social security agencies in the form of premiums earned from life and non-life insurance.

Operating Revenues. Receipts from the conduct of regular business operations.

Personnel Services. Provisions for the payment of salaries, wages and other compensation (e.g., merit/salary increases, cost-of-living allowances, honoraria, and commutable allowances) of permanent, temporary, contractual, and casual employees of the national government.

Program Loan. A multi-purpose foreign loan not used to finance a specific project but is conditioned on basic changes in certain economic, monetary, or fiscal policies, among others.

Project Cost. The total amount necessary to implement and complete a project over a given period of time.

Project Loan. A foreign loan obtained to finance a specific project.

Projects. Special agency undertakings which are to be carried out within a definite time frame and which are intended to result to some pre-determined measure of goods and services.

Property Taxes or Taxes on Property. Taxes on the ownership of wealth or immovable properties levied at regular intervals and on the transfer of real or personal properties.

Receipts. The sum of revenues and gross borrowings for a given period.

Regular Maintenance and Other Operating Expenditures. Expenditures to support the operations of government offices, such as those for supplies and materials, transportation, travel, utilities, repair and maintenance of facilities, and others.

Repayment of Principal, or Debt Redemption. The sum of the first component of debt amortization defined earlier and actual releases out of the sinking fund for the eventual payment of debt.

Resources. In budgeting, a term frequently used to refer to revenues, gross borrowings, and free or unencumbered cash balances.

Revenue. A cash inflow which does not increase the liability of the government.

Selective Taxes on Services. Taxes imposed on certain taxpayers engaged in providing services to the customers such as miller's tax imposed on proprietors or operators of rope factories, coconut oil mills, cassava mills and dessicated coconut factories; the operators of contractor's tax imposed on contractors, proprietors or of dockyards, general construction and the like; percentage tax on hotels, motels, restaurants, caterers and others; percentage tax on common carriers whether by air, land or water services and keepers of garages; taxes on stock, real estate, commercial, customs and immigration brokers or cinematographic film owners, lessors or distributors; taxes on dealers of securities and lending investors. Also includes taxes imposed on gross receipts by all banks and financial institutions; taxes imposed on premiums received by insurance companies; and amusement taxes.

Sinking Fund. A fund that is established for the purpose of repaying a debt with a lump sum maturity schedule. Payment to the sinking fund are usually based on a fixed annual sum. Outstanding cash in the sinking fund are generally invested in safe securities until the debt reaches maturity. By this time, the cumulative payments to the sinking fund and its interest earnings should match the amount of the principal to be paid.

Special Accounts in the General Fund. Needs of specific revenue measures earmarked by for specific priority projects.

Subsidy. Amount given to government-owned or controlled corporations to partly or fully cover operating losses.

Taxes on Domestic Goods and Services. Tax imposed on the use or sale of locally manufactured goods as well as local services availed of within the domestic territory.

Taxes on Income and Profits. Taxes imposed on all taxable income earned/received by a taxpayer whether an individual, partnership, or corporation during a particular period of time, usually lasting one year.

Taxes on International Trade and Transactions. Taxes and levies on import and export goods, except wharfage fees, imposed in accordance with tariff laws and regulations.

Taxes on the Use of Goods or Property or Permission to Perform Activities . Taxes paid upon the privilege of engaging in business or pursuing an occupation, calling or profession. Includes franchise taxes, fixed annual business taxes, fixed taxes payable by manufacturers, producers or importers engaged in business subject to percentage taxes, and miscellaneous fixed taxes payable by brewers, distillers of spirits, manufacturers, importers, and exporters of cigars and cigarettes.

Tax Revenues. Compulsory charges or levy imposed by government on goods, services, transactions, individuals, entities, and others, arising from the sovereign power of the state.

Transfer Taxes. Taxes imposed on property transfers through sale, donation, or inheritance.