

CONSOLIDATED MONTHLY REPORT OF DISBURSEMENTS

For the month of December 2020

Department : Department of Budget and Management (DBM)
 Agency/Entity : Office of the Secretary
 Operating Unit : ALL
 Organization Code : ALL
 Fund Cluster : 01 - Regular Agency Fund

| Particulars | Current Year Budget | | | | | Prior Year's Budget | | | | | | | | | | | SUB-TOTAL |
|--|-------------------------|----------------------|-------------|---------------------|-------------------------|-------------------------------|-------------|-------------|---------------------|---------------------|---------------------------------|---------------------|-------------|---------------------|---------------------|---------------------|-------------------------|
| | PS | MOOE | FinEx | CO | TOTAL | Prior Year's Accounts Payable | | | | | Current Year's Accounts Payable | | | | | TOTAL | |
| | | | | | | PS | MOOE | FinEx | CO | Sub-Total | PS | MOOE | FinEx | CO | Sub-Total | | |
| 1 | 2 | 3 | 4 | 5 | 6=(2+3+4+5) | 7 | 8 | 9 | 10 | 11=(7+8+9+10) | 12 | 13 | 14 | 15 | 16=(12+13+14+15) | 17=(11+16) | 18=(6+17) |
| CASH DISBURSEMENTS | 4,527,424,647.04 | 40,784,128.16 | 0.00 | 4,800,152.24 | 4,573,008,927.44 | 0.00 | 0.00 | 0.00 | 1,195,334.41 | 1,195,334.41 | 2,347,886.42 | 1,515,398.14 | 0.00 | 1,292,585.01 | 5,155,869.57 | 6,351,203.98 | 4,579,360,131.42 |
| Notice of Cash Allocation (NCA) | 4,526,425,647.04 | 40,784,128.16 | 0.00 | 4,800,152.24 | 4,572,009,927.44 | 0.00 | 0.00 | 0.00 | 1,195,334.41 | 1,195,334.41 | 2,347,886.42 | 1,515,398.14 | 0.00 | 1,292,585.01 | 5,155,869.57 | 6,351,203.98 | 4,578,361,131.42 |
| MDS Checks Issued | 4,445,003,008.26 | 6,248,609.43 | 0.00 | 3,790,145.15 | 4,455,041,762.84 | 0.00 | 0.00 | 0.00 | 439,462.64 | 439,462.64 | 211,098.11 | 898,381.42 | 0.00 | 1,292,585.01 | 2,402,064.54 | 2,841,527.18 | 4,457,883,290.02 |
| Advice to Debit Account | 81,422,638.78 | 34,535,518.73 | 0.00 | 1,010,007.09 | 116,968,164.60 | 0.00 | 0.00 | 0.00 | 755,871.77 | 755,871.77 | 2,136,788.31 | 617,016.72 | 0.00 | 0.00 | 2,753,805.03 | 3,509,676.80 | 120,477,841.40 |
| Notice of Transfer Allocations (NTA) | 999,000.00 | 0.00 | 0.00 | 0.00 | 999,000.00 | 0.00 | 0.00 | 0.00 | 0.00 | 0.00 | 0.00 | 0.00 | 0.00 | 0.00 | 0.00 | 0.00 | 999,000.00 |
| MDS Checks Issued | 0.00 | 0.00 | 0.00 | 0.00 | 0.00 | 0.00 | 0.00 | 0.00 | 0.00 | 0.00 | 0.00 | 0.00 | 0.00 | 0.00 | 0.00 | 0.00 | 0.00 |
| Advice to Debit Account | 999,000.00 | 0.00 | 0.00 | 0.00 | 999,000.00 | 0.00 | 0.00 | 0.00 | 0.00 | 0.00 | 0.00 | 0.00 | 0.00 | 0.00 | 0.00 | 0.00 | 999,000.00 |
| Working Fund for FAPs | 0.00 | 0.00 | 0.00 | 0.00 | 0.00 | 0.00 | 0.00 | 0.00 | 0.00 | 0.00 | 0.00 | 0.00 | 0.00 | 0.00 | 0.00 | 0.00 | 0.00 |
| Cash Disbursement Ceiling (CDC) | 0.00 | 0.00 | 0.00 | 0.00 | 0.00 | 0.00 | 0.00 | 0.00 | 0.00 | 0.00 | 0.00 | 0.00 | 0.00 | 0.00 | 0.00 | 0.00 | 0.00 |
| TOTAL CASH DISBURSEMENTS | 4,527,424,647.04 | 40,784,128.16 | 0.00 | 4,800,152.24 | 4,573,008,927.44 | 0.00 | 0.00 | 0.00 | 1,195,334.41 | 1,195,334.41 | 2,347,886.42 | 1,515,398.14 | 0.00 | 1,292,585.01 | 5,155,869.57 | 6,351,203.98 | 4,579,360,131.42 |
| NON-CASH DISBURSEMENTS | 7,810,688.86 | 2,957,202.44 | 0.00 | 286,806.15 | 11,054,697.45 | 0.00 | 0.00 | 0.00 | 79,580.71 | 79,580.71 | 172,763.70 | 55,252.73 | 0.00 | 73,165.19 | 301,181.62 | 380,762.33 | 11,435,459.78 |
| Tax Remittance Advices Issued (TRA) | 7,810,688.86 | 2,957,202.44 | 0.00 | 286,806.15 | 11,054,697.45 | 0.00 | 0.00 | 0.00 | 79,580.71 | 79,580.71 | 172,763.70 | 55,252.73 | 0.00 | 73,165.19 | 301,181.62 | 380,762.33 | 11,435,459.78 |
| Non-Cash Availment Authority (NCAA) | 0.00 | 0.00 | 0.00 | 0.00 | 0.00 | 0.00 | 0.00 | 0.00 | 0.00 | 0.00 | 0.00 | 0.00 | 0.00 | 0.00 | 0.00 | 0.00 | 0.00 |
| Disbursements effected through outright deductions from claims (please specify...) | 0.00 | 0.00 | 0.00 | 0.00 | 0.00 | 0.00 | 0.00 | 0.00 | 0.00 | 0.00 | 0.00 | 0.00 | 0.00 | 0.00 | 0.00 | 0.00 | 0.00 |
| Overpayment of expenses(e.g. personnel benefits) | 0.00 | 0.00 | 0.00 | 0.00 | 0.00 | 0.00 | 0.00 | 0.00 | 0.00 | 0.00 | 0.00 | 0.00 | 0.00 | 0.00 | 0.00 | 0.00 | 0.00 |
| Restitution for loss of government property | 0.00 | 0.00 | 0.00 | 0.00 | 0.00 | 0.00 | 0.00 | 0.00 | 0.00 | 0.00 | 0.00 | 0.00 | 0.00 | 0.00 | 0.00 | 0.00 | 0.00 |
| Liquidated damages and similar claims | 0.00 | 0.00 | 0.00 | 0.00 | 0.00 | 0.00 | 0.00 | 0.00 | 0.00 | 0.00 | 0.00 | 0.00 | 0.00 | 0.00 | 0.00 | 0.00 | 0.00 |
| Others(TEF, BTR-Documentary Stamp Tax, etc.) | 0.00 | 0.00 | 0.00 | 0.00 | 0.00 | 0.00 | 0.00 | 0.00 | 0.00 | 0.00 | 0.00 | 0.00 | 0.00 | 0.00 | 0.00 | 0.00 | 0.00 |
| TOTAL NON-CASH DISBURSEMENTS | 7,810,688.86 | 2,957,202.44 | 0.00 | 286,806.15 | 11,054,697.45 | 0.00 | 0.00 | 0.00 | 79,580.71 | 79,580.71 | 172,763.70 | 55,252.73 | 0.00 | 73,165.19 | 301,181.62 | 380,762.33 | 11,435,459.78 |
| GRAND TOTAL | 4,535,235,335.90 | 43,741,330.60 | 0.00 | 5,086,958.39 | 4,584,063,624.89 | 0.00 | 0.00 | 0.00 | 1,274,915.12 | 1,274,915.12 | 2,520,650.12 | 1,570,650.87 | 0.00 | 1,365,750.20 | 5,457,051.19 | 6,731,966.31 | 4,590,795,591.20 |

| Trust Liabilities | | | | Grand Total | | | | | Remarks |
|-------------------|------|------|---------------|------------------|---------------|-------|--------------|------------------|---------|
| PS | MOOE | CO | TOTAL | PS | MOOE | FinEx | CO | TOTAL | |
| 19 | 20 | 21 | 22=(19+20+21) | 23 | 24 | 25 | 26 | 27=(23+24+25+26) | 28 |
| 586,889.76 | 0.00 | 0.00 | 586,889.76 | 4,530,359,423.22 | 42,299,526.30 | 0.00 | 7,288,071.66 | 4,579,947,021.18 | |
| 586,889.76 | 0.00 | 0.00 | 586,889.76 | 4,529,360,423.22 | 42,299,526.30 | 0.00 | 7,288,071.66 | 4,578,948,021.18 | |
| 0.00 | 0.00 | 0.00 | 0.00 | 4,445,214,106.37 | 7,146,990.85 | 0.00 | 5,522,192.80 | 4,457,883,290.02 | |
| 586,889.76 | 0.00 | 0.00 | 586,889.76 | 84,146,316.85 | 35,152,535.45 | 0.00 | 1,765,878.86 | 121,064,731.16 | |
| 0.00 | 0.00 | 0.00 | 0.00 | 999,000.00 | 0.00 | 0.00 | 0.00 | 999,000.00 | |
| 0.00 | 0.00 | 0.00 | 0.00 | 0.00 | 0.00 | 0.00 | 0.00 | 0.00 | |
| 0.00 | 0.00 | 0.00 | 0.00 | 999,000.00 | 0.00 | 0.00 | 0.00 | 999,000.00 | |
| 0.00 | 0.00 | 0.00 | 0.00 | 0.00 | 0.00 | 0.00 | 0.00 | 0.00 | |
| 0.00 | 0.00 | 0.00 | 0.00 | 0.00 | 0.00 | 0.00 | 0.00 | 0.00 | |
| 586,889.76 | 0.00 | 0.00 | 586,889.76 | 4,530,359,423.22 | 42,299,526.30 | 0.00 | 7,288,071.66 | 4,579,947,021.18 | |
| 0.00 | 0.00 | 0.00 | 0.00 | 7,983,452.56 | 3,012,455.17 | 0.00 | 439,552.05 | 11,435,459.78 | |
| 0.00 | 0.00 | 0.00 | 0.00 | 7,983,452.56 | 3,012,455.17 | 0.00 | 439,552.05 | 11,435,459.78 | |
| 0.00 | 0.00 | 0.00 | 0.00 | 0.00 | 0.00 | 0.00 | 0.00 | 0.00 | |
| 0.00 | 0.00 | 0.00 | 0.00 | 0.00 | 0.00 | 0.00 | 0.00 | 0.00 | |
| 0.00 | 0.00 | 0.00 | 0.00 | 0.00 | 0.00 | 0.00 | 0.00 | 0.00 | |
| 0.00 | 0.00 | 0.00 | 0.00 | 0.00 | 0.00 | 0.00 | 0.00 | 0.00 | |
| 0.00 | 0.00 | 0.00 | 0.00 | 0.00 | 0.00 | 0.00 | 0.00 | 0.00 | |
| 0.00 | 0.00 | 0.00 | 0.00 | 7,983,452.56 | 3,012,455.17 | 0.00 | 439,552.05 | 11,435,459.78 | |
| 586,889.76 | 0.00 | 0.00 | 586,889.76 | 4,538,342,875.78 | 45,311,981.47 | 0.00 | 7,727,623.71 | 4,591,382,480.96 | |

CONSOLIDATED MONTHLY REPORT OF DISBURSEMENTS
For the month of December 2020

Department : Department of Budget and Management (DBM)
 Agency/Entity : Office of the Secretary
 Operating Unit : ALL
 Organization Code : ALL
 Fund Cluster : 01 - Regular Agency Fund

SUMMARY

| Particulars (1) | Previous Report (2) | This Month (3) | As at Date (4) |
|--|------------------------|--------------------|--------------------|
| Total Disbursement Authorities Received | 24,546,796,683.95 | 5,702,037,849.00 | 30,248,834,532.95 |
| NCA | 24,544,285,480.00 | 5,699,023,849.00 | 30,243,309,329.00 |
| NTA | 2,511,203.95 | 3,014,000.00 | 5,525,203.95 |
| Working Fund | 0.00 | 0.00 | 0.00 |
| TRA | 114,542,612.04 | 11,435,459.78 | 125,978,071.82 |
| CDC | 0.00 | 0.00 | 0.00 |
| NCAA | 0.00 | 0.00 | 0.00 |
| Less: Notice of Transfer of Allocations (NTA)* issued | 0.00 | 0.00 | 0.00 |
| Total Disbursement Authorities Available | 24,661,339,295.99 | 5,713,473,308.78 | 30,374,812,604.77 |
| Less: | 0.00 | 0.00 | 0.00 |
| Lapsed NCA | 425,378,240.51 | 126,811,190.44 | 552,189,430.95 |
| Disbursements | 1,562,092,273.81 | 4,591,382,480.96 | 6,153,474,754.77 |
| Less: Other Non-Cash Disbursements | 0.00 | 0.00 | 0.00 |
| Disbursements effected through outright deductions from claims | 0.00 | 0.00 | 0.00 |
| Overpayment of expenses(e.g. personnel benefits) | 0.00 | 0.00 | 0.00 |
| Restitution for loss of government property | 0.00 | 0.00 | 0.00 |
| Liquidated damages and similar claims | 0.00 | 0.00 | 0.00 |
| Others (e.g. TEF, BTr, Docs Stamp, etc.) | 0.00 | 0.00 | 0.00 |
| Add/Less: Adjustments (e.g. cancelled/staled checks) | -224,554,382.77 | -23,444,594,036.28 | -23,669,148,419.05 |
| Balance of Disbursement Authorities as at date | 22,449,314,398.90 | -22,449,314,398.90 | 0.00 |
| Total Disbursements Program | 24,559,983,873.29 | 5,696,929,040.23 | 30,256,912,913.52 |
| Less: *Actual Disbursements | 1,567,813,281.54 | 4,591,382,480.96 | 6,159,195,762.50 |
| (Over)/Under spending | 22,992,170,591.75 | 1,105,546,559.27 | 24,097,717,151.02 |

Notes: * The use of NTA is discouraged

Notes: ** Amounts should tally with the grand total disbursemnt (column 27).


Certified Correct:


Jeffrey D. Galarpe

OIC-Chief Accountant

Date:


Recommending Approval:


Dante B. De Chavez

Director IV, Finance Service

Date:

Approved By:


Clarito Alejandro D. Magsino

Assistant Secretary

Date:

Digitally signed by Clarito Alejandro D. Magsino, Date: 2021.01.12 12:50:46 +08'00'

CONSOLIDATED MONTHLY REPORT OF DISBURSEMENTS

For the month of December 2020

Department : Department of Budget and Management (DBM)
 Agency/Entity : Office of the Secretary
 Operating Unit : ALL
 Organization Code : ALL
 Fund Cluster : 07 - Trust Receipts

| Particulars | Current Year Budget | | | | | Prior Year's Budget | | | | | | | | | | | SUB-TOTAL | |
|--|---------------------|------|-------|------|-------------|-------------------------------|------|-------|------|---------------|---------------------------------|------|-------|------|------------------|------------|-----------|------------|
| | PS | MOOE | FinEx | CO | TOTAL | Prior Year's Accounts Payable | | | | | Current Year's Accounts Payable | | | | | TOTAL | | |
| | | | | | | PS | MOOE | FinEx | CO | Sub-Total | PS | MOOE | FinEx | CO | Sub-Total | | | |
| 1 | 2 | 3 | 4 | 5 | 6=(2+3+4+5) | 7 | 8 | 9 | 10 | 11=(7+8+9+10) | 12 | 13 | 14 | 15 | 16=(12+13+14+15) | 17=(11+16) | 18=(6+17) | |
| CASH DISBURSEMENTS | 742,777.00 | 0.00 | 0.00 | 0.00 | 3,000.00 | 0.00 | 0.00 | 0.00 | 0.00 | 0.00 | 0.00 | 0.00 | 0.00 | 0.00 | 0.00 | 0.00 | 0.00 | 742,777.00 |
| Notice of Cash Allocation (NCA) | 742,777.00 | 0.00 | 0.00 | 0.00 | 3,000.00 | 0.00 | 0.00 | 0.00 | 0.00 | 0.00 | 0.00 | 0.00 | 0.00 | 0.00 | 0.00 | 0.00 | 0.00 | 742,777.00 |
| MDS Checks Issued | 0.00 | 0.00 | 0.00 | 0.00 | 0.00 | 0.00 | 0.00 | 0.00 | 0.00 | 0.00 | 0.00 | 0.00 | 0.00 | 0.00 | 0.00 | 0.00 | 0.00 | 0.00 |
| Advice to Debit Account | 742,777.00 | 0.00 | 0.00 | 0.00 | 3,000.00 | 0.00 | 0.00 | 0.00 | 0.00 | 0.00 | 0.00 | 0.00 | 0.00 | 0.00 | 0.00 | 0.00 | 0.00 | 742,777.00 |
| Notice of Transfer Allocations (NTA) | 0.00 | 0.00 | 0.00 | 0.00 | 0.00 | 0.00 | 0.00 | 0.00 | 0.00 | 0.00 | 0.00 | 0.00 | 0.00 | 0.00 | 0.00 | 0.00 | 0.00 | 0.00 |
| MDS Checks Issued | 0.00 | 0.00 | 0.00 | 0.00 | 0.00 | 0.00 | 0.00 | 0.00 | 0.00 | 0.00 | 0.00 | 0.00 | 0.00 | 0.00 | 0.00 | 0.00 | 0.00 | 0.00 |
| Advice to Debit Account | 0.00 | 0.00 | 0.00 | 0.00 | 0.00 | 0.00 | 0.00 | 0.00 | 0.00 | 0.00 | 0.00 | 0.00 | 0.00 | 0.00 | 0.00 | 0.00 | 0.00 | 0.00 |
| Working Fund for FAPs | 0.00 | 0.00 | 0.00 | 0.00 | 0.00 | 0.00 | 0.00 | 0.00 | 0.00 | 0.00 | 0.00 | 0.00 | 0.00 | 0.00 | 0.00 | 0.00 | 0.00 | 0.00 |
| Cash Disbursement Ceiling (CDC) | 0.00 | 0.00 | 0.00 | 0.00 | 0.00 | 0.00 | 0.00 | 0.00 | 0.00 | 0.00 | 0.00 | 0.00 | 0.00 | 0.00 | 0.00 | 0.00 | 0.00 | 0.00 |
| TOTAL CASH DISBURSEMENTS | 0.00 | 0.00 | 0.00 | 0.00 | 0.00 | 0.00 | 0.00 | 0.00 | 0.00 | 0.00 | 0.00 | 0.00 | 0.00 | 0.00 | 0.00 | 0.00 | 0.00 | 0.00 |
| NON-CASH DISBURSEMENTS | 0.00 | 0.00 | 0.00 | 0.00 | 0.00 | 0.00 | 0.00 | 0.00 | 0.00 | 0.00 | 0.00 | 0.00 | 0.00 | 0.00 | 0.00 | 0.00 | 0.00 | 0.00 |
| Tax Remittance Advices Issued (TRA) | 0.00 | 0.00 | 0.00 | 0.00 | 0.00 | 0.00 | 0.00 | 0.00 | 0.00 | 0.00 | 0.00 | 0.00 | 0.00 | 0.00 | 0.00 | 0.00 | 0.00 | 0.00 |
| Non-Cash Availment Authority (NCAA) | 0.00 | 0.00 | 0.00 | 0.00 | 0.00 | 0.00 | 0.00 | 0.00 | 0.00 | 0.00 | 0.00 | 0.00 | 0.00 | 0.00 | 0.00 | 0.00 | 0.00 | 0.00 |
| Disbursements effected through outright deductions from claims (please specify...) | 0.00 | 0.00 | 0.00 | 0.00 | 0.00 | 0.00 | 0.00 | 0.00 | 0.00 | 0.00 | 0.00 | 0.00 | 0.00 | 0.00 | 0.00 | 0.00 | 0.00 | 0.00 |
| Overpayment of expenses (e.g. personnel benefits) | 0.00 | 0.00 | 0.00 | 0.00 | 0.00 | 0.00 | 0.00 | 0.00 | 0.00 | 0.00 | 0.00 | 0.00 | 0.00 | 0.00 | 0.00 | 0.00 | 0.00 | 0.00 |
| Restitution for loss of government property | 0.00 | 0.00 | 0.00 | 0.00 | 0.00 | 0.00 | 0.00 | 0.00 | 0.00 | 0.00 | 0.00 | 0.00 | 0.00 | 0.00 | 0.00 | 0.00 | 0.00 | 0.00 |
| Liquidated damages and similar claims | 0.00 | 0.00 | 0.00 | 0.00 | 0.00 | 0.00 | 0.00 | 0.00 | 0.00 | 0.00 | 0.00 | 0.00 | 0.00 | 0.00 | 0.00 | 0.00 | 0.00 | 0.00 |
| Others (TEF, BTR-Documentary Stamp Tax, etc.) | 0.00 | 0.00 | 0.00 | 0.00 | 0.00 | 0.00 | 0.00 | 0.00 | 0.00 | 0.00 | 0.00 | 0.00 | 0.00 | 0.00 | 0.00 | 0.00 | 0.00 | 0.00 |
| TOTAL NON-CASH DISBURSEMENTS | 0.00 | 0.00 | 0.00 | 0.00 | 0.00 | 0.00 | 0.00 | 0.00 | 0.00 | 0.00 | 0.00 | 0.00 | 0.00 | 0.00 | 0.00 | 0.00 | 0.00 | 0.00 |
| GRAND TOTAL | 3,000.00 | 0.00 | 0.00 | 0.00 | 0.00 | 0.00 | 0.00 | 0.00 | 0.00 | 0.00 | 0.00 | 0.00 | 0.00 | 0.00 | 0.00 | 0.00 | 0.00 | 742,777.00 |

| Trust Liabilities | | | | Grand Total | | | | | Remarks |
|-------------------|------|------|---------------|-------------|------|-------|------|------------------|---------|
| PS | MOOE | CO | TOTAL | PS | MOOE | FinEx | CO | TOTAL | |
| 19 | 20 | 21 | 22=(19+20+21) | 23 | 24 | 25 | 26 | 27=(23+24+25+26) | 28 |
| 0.00 | 0.00 | 0.00 | 0.00 | 742,777.00 | 0.00 | 0.00 | 0.00 | 742,777.00 | |
| 0.00 | 0.00 | 0.00 | 0.00 | 742,777.00 | 0.00 | 0.00 | 0.00 | 742,777.00 | |
| 0.00 | 0.00 | 0.00 | 0.00 | 0.00 | 0.00 | 0.00 | 0.00 | 0.00 | |
| 0.00 | 0.00 | 0.00 | 0.00 | 742,777.00 | 0.00 | 0.00 | 0.00 | 742,777.00 | |
| 0.00 | 0.00 | 0.00 | 0.00 | 0.00 | 0.00 | 0.00 | 0.00 | 0.00 | |
| 0.00 | 0.00 | 0.00 | 0.00 | 0.00 | 0.00 | 0.00 | 0.00 | 0.00 | |
| 0.00 | 0.00 | 0.00 | 0.00 | 0.00 | 0.00 | 0.00 | 0.00 | 0.00 | |
| 0.00 | 0.00 | 0.00 | 0.00 | 0.00 | 0.00 | 0.00 | 0.00 | 0.00 | |
| 0.00 | 0.00 | 0.00 | 0.00 | 0.00 | 0.00 | 0.00 | 0.00 | 0.00 | |
| 0.00 | 0.00 | 0.00 | 0.00 | 0.00 | 0.00 | 0.00 | 0.00 | 0.00 | |
| 0.00 | 0.00 | 0.00 | 0.00 | 0.00 | 0.00 | 0.00 | 0.00 | 0.00 | |
| 0.00 | 0.00 | 0.00 | 0.00 | 0.00 | 0.00 | 0.00 | 0.00 | 0.00 | |
| 0.00 | 0.00 | 0.00 | 0.00 | 0.00 | 0.00 | 0.00 | 0.00 | 0.00 | |
| 0.00 | 0.00 | 0.00 | 0.00 | 0.00 | 0.00 | 0.00 | 0.00 | 0.00 | |
| 0.00 | 0.00 | 0.00 | 0.00 | 0.00 | 0.00 | 0.00 | 0.00 | 0.00 | |
| 0.00 | 0.00 | 0.00 | 0.00 | 0.00 | 0.00 | 0.00 | 0.00 | 0.00 | |
| 0.00 | 0.00 | 0.00 | 0.00 | 0.00 | 0.00 | 0.00 | 0.00 | 0.00 | |
| 0.00 | 0.00 | 0.00 | 0.00 | 742,777.00 | 0.00 | 0.00 | 0.00 | 742,777.00 | |

CONSOLIDATED MONTHLY REPORT OF DISBURSEMENTS

For the month of December 2020

Department : Department of Budget and Management (DBM)
 Agency/Entity : Office of the Secretary
 Operating Unit : ALL
 Organization Code : ALL
 Fund Cluster : 07 - Trust Receipts

SUMMARY


| Particulars (1) | Previous Report (2) | This Month (3) | As at Date (4) |
|--|------------------------|-------------------|-------------------|
| Total Disbursement Authorities Received | 0.00 | 742,777.00 | 742,777.00 |
| NCA | 0.00 | 742,777.00 | 742,777.00 |
| NTA | 0.00 | 0.00 | 0.00 |
| Working Fund | 0.00 | 0.00 | 0.00 |
| TRA | 0.00 | 0.00 | 0.00 |
| CDC | 0.00 | 0.00 | 0.00 |
| NCAA | 0.00 | 0.00 | 0.00 |
| Less: Notice of Transfer of Allocations (NTA)* issued | 0.00 | 0.00 | 0.00 |
| Total Disbursement Authorities Available | 0.00 | 742,777.00 | 742,777.00 |
| Less: | 0.00 | 0.00 | 0.00 |
| Lapsed NCA | 0.00 | 0.00 | 0.00 |
| Disbursements | 0.00 | 742,777.00 | 742,777.00 |
| Less: Other Non-Cash Disbursements | 0.00 | 0.00 | 0.00 |
| Disbursements effected through outright deductions from claims | 0.00 | 0.00 | 0.00 |
| Overpayment of expenses(e.g. personnel benefits) | 0.00 | 0.00 | 0.00 |
| Restitution for loss of government property | 0.00 | 0.00 | 0.00 |
| Liquidated damages and similar claims | 0.00 | 0.00 | 0.00 |
| Others (e.g. TEF, BTR, Docs Stamp, etc.) | 0.00 | 0.00 | 0.00 |
| Add/Less: Adjustments (e.g. cancelled/staled checks) | 0.00 | 0.00 | 0.00 |
| Balance of Disbursement Authorities as at date | 0.00 | 0.00 | 0.00 |
| Total Disbursements Program | 0.00 | 742,777.00 | 742,777.00 |
| Less: *Actual Disbursements | 0.00 | 742,777.00 | 742,777.00 |
| (Over)/Under spending | 0.00 | 0.00 | 0.00 |

Notes: * The use of NTA is discouraged
 Notes: ** Amounts should tally with the grand total disbursement (column 27).


Certified Correct:


 Jeffrey D. Galarpe
 OIC, Chief Accountant
 Date:

Recommending Approval:


 Dante B. De Chavez
 Director IV, Finance Service
 Date:

Approved By


 Clarito Alejandro D. Magsino
 Assistant Secretary
 Date:

Digitally signed by Clarito Alejandro D. Magsino
 Date: 2021.01.12 12:51:38 +08'00'