

CONSOLIDATED MONTHLY REPORT OF DISBURSEMENTS
For the month of December, 2017

Department: Department of Budget and Management (DBM)			Agency: Office of the Secretary		
Organization Code (UACS): 060010000000			Fund Cluster: 01 - Regular Agency Fund		
PARTICULARS 1	CURRENT YEAR BUDGET				
	PS 2	MOOE 3	Fin. Exp 4	CO 5	TOTAL 6=(2+3+4+5)
Notice of Cash Allocation (NCA)	182,500,948.08	43,801,515	150	13,651,496.06	239,954,109.14
MDS Checks Issued	120,789,045.51	24,759,257		9,082,529.37	154,630,831.88
Advice to Debit Account	61,711,902.57	19,042,258	150	4,568,966.69	85,323,277.26
Tax Remittance Advices Issued (TRA)	10,820,906.76	1,284,807.33		864,418.23	12,970,132.32
Grand Total	193,321,854.84	45,086,322.33	150	14,515,914.29	252,924,241.46

Summary

PARTICULARS -1	PREVIOUS REPORT -2	CURRENT MONTH -3	AS OF DATE -4
Total Disbursement Authorities Received			
NCA	3,061,792,738.32	349,885,273.00	3,411,678,011.32
Add: Adjustment*	-26,459,514.32	0.00	-26,459,514.32
NCA	3,035,333,224.00	349,885,273.00	3,385,218,497.00
Working Fund			
TRA	106,081,446.63	14,479,385.66	120,560,832.29
Add: Adjustment**	188,555.80	0.00	188,555.80
TRA	106,270,002.43	14,479,385.66	120,749,388.09
CDC			
NCAA			
Others (CDT, BTr Docs Stamp, etc.)			
Less: Notice of Transfer Allocations (NTA)* issued			
Total Disbursements Authorities Available	3,141,603,226.43	364,364,658.66	3,505,967,885.09
Less			
Lapsed NCA	324,037,636.97	120,662,309.28	444,699,946.25
Add: Adjustment***	-1,851,923.79	0.00	-1,851,923.79
Lapsed NCA	322,185,713.18	120,662,309.28	442,848,022.46
Disbursements	2,723,710,949.26	362,257,835.85	3,085,968,785.11
Add: Adjustment****	- 22,848,922.48	0.00	- 22,848,922.48
Disbursements	2,700,862,026.78	362,257,835.85	3,063,119,862.63
Balance of Disbursements Authorities as of to date	118,555,486.47	-118,555,486.47	
Total Disbursements Program	3,104,658,021.49	358,277,273.67	3,462,935,295.16
Add: Adjustments*****	-22,393,680.37	0.00	-22,393,680.37
Total Disbursements Program	3,082,264,341.12	358,277,273.67	3,440,541,614.79
* Actual Disbursements	2,721,422,455.16	362,257,835.85	3,083,680,291.01
Add: Adjustments*****	-8,929,102.27	0.00	-8,929,102.27
Less: * Actual Disbursements	2,712,493,352.89	362,257,835.85	3,074,751,188.74
(Over)/Under spending~	369,770,988.23	-3,980,562.18	365,790,426.05

* Adjustments from RO I, CAR, VII

** Adjustments from RO I, III, IV-B, XI

*** Adjustments from CO, RO 1, III, IV-A, XII

**** Adjustments from RO 1, CAR, III, IV-A, IV-B, VII, VIII, X, XI

***** Adjustments from RO 1, CAR, III, IV-A, IV-B, VII

***** Adjustments from RO 1, CAR, III, IV-A, IV-B, VII, VIII, X, XI, XII, XIII

This report was generated using the Unified Reporting System on 28/01/2018 12:57

CONSOLIDATED MONTHLY REPORT OF DISBURSEMENTS
For the month of December, 2017

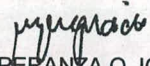
Department: Department of Budget and Management (DBM)						Agency: Office of the Secretary					Operating Unit: All		
Organization Code (UACS): 060010000000						Fund Cluster: 01 - Regular Agency Fund					Report Status: ALL		
PARTICULARS 1	PRIOR YEAR'S ACCOUNTS PAYABLE					PRIOR YEAR'S BUDGET							SUB-TOTAL 18=(6+17)
						CURRENT YEAR'S ACCOUNTS PAYABLE							
	PS 7	MOOE 8	Fin. Exp 9	CO 10	Sub-Total 11=(7+8+9+10)	PS 12	MOOE 13	Fin. Exp 14	CO 15	Sub-Total 16=(12+13+14+15)	TOTAL 17=(11+16)		
Notice of Cash Allocation (NCA)	195,936.56	59,143,841.85			59,339,778.41		34,234,926.43		2,429,077.89	36,664,004.32	96,003,782.73	335,957,891.87	
MDS Checks Issued	120,513.38				120,513.38		267.5		1,897,677.10	1,897,944.60	2,018,457.98	156,649,289.86	
Advice to Debit Account	75,423.18	59,143,841.85			59,219,265.03		34,234,658.93		531,400.79	34,766,059.72	93,985,324.75	179,308,602.01	
Tax Remittance Advices Issued (TRA)	44,460.29	106,888.85		1,039.50	152,388.64		381,538.93		975,325.77	1,356,864.70	1,509,253.34	14,479,385.66	
Grand Total	240,396.85	59,250,730.70		1,039.50	59,492,167.05		34,616,465.36		3,404,403.66	38,020,869.02	97,513,036.07	350,437,277.52	

This report was generated using the Unified Reporting System on 28/01/2018 12:57


CONSOLIDATED MONTHLY REPORT OF DISBURSEMENTS
For the month of December, 2017

Department: Department of Budget and Management (DBM)					Agency: Office of the Secretary			Operating Unit: All		
Organization Code (UACS): 060010000000					Fund Cluster: 01 - Regular Agency Fund			Report Status: ALL		
PARTICULARS 1	TRUST LIABILITIES				GRAND TOTAL					REMAR KS 28
	PS 19	MOOE 20	CO 21	TOTAL 22=(19+20+21)	PS 23	MOOE 24	Fin. Exp 25	CO 26	TOTAL 27=(23+24+25+26)	
Notice of Cash Allocation (NCA)	11,820,558.32			11,820,558.32	194,517,442.96	137,180,283.28	150	16,080,573.95	347,778,450.19	
MDS Checks Issued	297,777.64			297,777.64	121,207,336.53	24,759,524.50		10,980,206.47	156,947,067.50	
Advice to Debit Account	11,522,780.68			11,522,780.68	73,310,106.43	112,420,758.78	150	5,100,367.48	190,831,382.69	
Tax Remittance Advices Issued (TRA)					10,865,367.05	1,773,235.11		1,840,783.50	14,479,385.66	
Grand Total	11,820,558.32			11,820,558.32	205,382,810.01	138,953,518.39	150	17,921,357.45	362,257,835.85	

Certified Correct:


ESPERANZA Q. IGNACIO
 Chief Accountant, Accounting Division
 Date: 1/29/2018

Approved By:


MYRNA S. CHUA
 Assistant Secretary
 Date: _____

CONSOLIDATED MONTHLY REPORT OF DISBURSEMENTS
For the month of December, 2017

Département: Department of Budget and Management (DBM)											Agency: Office of the Secretary							Operating Unit: All									
Organization Code (UACS): 060010000000											Fund Cluster: 04 - Special Account - Foreign							Report Status: ALL									
PARTICULARS	CURRENT YEAR BUDGET					PRIOR YEAR'S BUDGET										SUB-TOTAL	TRUST LIABILITIES				GRAND TOTAL					REMARKS	
	PS	MOOE	Fin. Exp	C O	TOTAL	PRIOR YEAR'S ACCOUNTS					CURRENT YEAR'S ACCOUNTS PAYABLE						PS	MOOE	CO	TOTAL	PS	MOOE	Fin. Exp	CO	TOTAL		
						P S	MOOE E	Fin. Exp	CO	Sub-Total	P S	MOOE E	Fin. Exp	CO	Sub-Total												TOTAL
1	2	3	4	5	6=(2+3+4+5)	7	8	9	10	11=(7+8+9+10)	12	13	14	15	16=(12+13+14+15)	17=(11+16)	18=(6+17)	19	20	21	22=(19+20+21)	23	24	25	26	27=(23+24+25+26)	28
Notice of Cash Allocation (NCA)		457,070.63			457,070.63							86,784			86,784	86,784	543,854.63						543,854.63			543,854.63	
MDS Checks Issued		165,510			165,510							86,784			86,784	86,784	252,294						252,294			252,294	
Advice to Debit Account (TRA)		291,560.63			291,560.63												291,560.63						291,560.63			291,560.63	
Grand Total		469,182.46			469,182.46										90,400	90,400	559,582.46						559,582.46			559,582.46	

Summary

PARTICULARS	PREVIOUS REPORT	CURRENT MONTH	AS OF DATE
-1	-2	-3	-4
Received			
NCA	4,719,175.00	311,596.00	5,030,771.00
Add: Adjustments*	80,383.00	0.00	80,383.00
NCA	4,799,558.00	311,596.00	5,111,154.00
Working Fund			
TRA	127,075.16	15,727.83	142,802.99
CDC			
NCAA			
Others (CDT, BTr Docs Stamp, etc.)			
Less: Notice of Transfer Allocations (NTA)* issued			
Total Disbursements Authorities Available	4,926,633.16	327,323.83	5,253,956.99
Less			
Lapsed NCA	1,256,305.13	485,514.04	1,741,819.17
Add: Adjustments*	77,968.00	0.00	77,968.00
Lapsed NCA	1,334,273.13	485,514.04	1,819,787.17
Disbursements	3,452,086.36	559,582.46	4,011,668.82
Add: Adjustments*	-577,499.00	0.00	-577,499.00
Disbursements	2,874,587.36	559,582.46	3,434,169.82
Balance of Disbursements Authorities as of to date	717,772.67	-717,772.67	
Total Disbursements Program	4,835,659.53	308,386.00	5,144,045.53
Add: Adjustments**	69,748.63	0.00	69,748.63
Total Disbursements Program	4,905,408.16	308,386.00	5,213,794.16
* Actual Disbursements	3,009,086.36	559,582.46	3,568,668.82
Add: Adjustments**	323,974.40	0.00	323,974.40
Less: * Actual Disbursements	2,685,111.96	559,582.46	3,244,694.42
(Over)/Under spending~	2,220,296.20	-251,196.46	1,969,099.74

Certified Correct:

myrnan
ESPERANZA Q. IGNACIO

Chief Accountant, Accounting Division

Date: 1/29/2018

Approved By:

Myrna S. Chua
MYRNA S. CHUA

Assistant Secretary

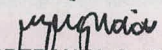
Date:

CONSOLIDATED QUARTERLY REPORT OF REVENUE AND OTHER RECEIPTS
For the Quarter Ending December 31, 2017

Department: **Department of Budget & Management**
Agency: **Office of the Secretary**
Operating Unit: **Central Office and Regional Offices**
Organization Code (UACS) : **060010100000**

CLASSIFICATION / SOURCES OF REVENUE AND OTHER RECEIPTS	UACS CODE	REVENUE TARGET (Annual)	Actual Income Collections for the quarter					CUMULATIVE REMITTANCE / DEPOSITS TO DATE			VARIANCE		REMARKS
			1st Quarter	2nd Quarter	3rd Quarter	4th Quarter	Total	Remittance to BTr	Deposited with AGDB	Total	Amount	%	
1	2	3	4	5	6	7	8=(4+5+6+7)	9	10	11	12	13	14
A. General Fund (formerly Fund 101)													
- Tax													
- Non-Tax													
Interest Income	40202210	0.00	383.72	306.34	351.87	966.51	2,008.44	0.00	2,008.44	2,008.44	2,008.44	-	From Payroll Fund Acct Collection for lost property, overcollections from refunds, sale of unserviceable properties and records
Miscellaneous Income	40609990	0.00	16,800.43	176,616.20	28,817.97	0.00	222,234.60	222,234.60	0.00	222,234.60	222,234.60	-	
B. Specific Account in the General Fund (formerly Fund 105,183,401,151-159)													
- Tax													
- Non-Tax													
C. Off-Budget Accounts (formerly Fund 161 to 164, etc.)													
Other Business Income	40202990	0.00	53,275.00	88,725.00	28,450.00	54,350.00	224,800.00	0.00	224,800.00	224,800.00	224,800.00	-	DBM Cottage Fees
D. Custodial Funds (formerly Fund 101-184, 187)													
Miscellaneous Income	40609990	0.00	85,500.00	21,500.00	171,000.00	601,000.00	879,000.00	0.00	879,000.00	879,000.00	879,000.00		Sale of Bid documents
TOTAL			155,959.15	287,147.54	228,619.84	656,316.51	1,328,043.04	222,234.60	1,105,808.44	1,328,043.04	1,328,043.04	0.00	

Certified Correct:


ESPERANZA Q. IGNACIO
Chief Accountant

Date: 1/29/2018

Approved By:


MYRNA S. CHUA
Assistant Secretary, Internal Management

Date: