

V. Department of Agriculture

A. Office of the Secretary

Staffing Summary

( Amount In Thousand Pesos )

	2003		2004		2005	
	Number of Positions	Amount	Number of Positions	Amount	Number of Positions	Amount
<b>Permanent Positions</b>						
<b>Key Positions</b>						
Department Secretary	1	485	1	485	1	485
Department Undersecretary	5	1,734	5	1,734	5	1,734
Department Assistant Secretary	4	1,216	4	1,216	4	1,216
Director IV	21	6,132	21	6,132	21	6,132
Director III	42	11,802	42	11,802	42	11,802
Head Executive Assistant	1	281	1	281	1	281
Director II	1	270	1	270	1	270
Provincial Agricultural Officer	1	270	1	270	1	270
Engineer V	2	500	2	500	2	500
Statistician V	9	2,250	9	2,250	9	2,250
Records Officer V	1	250	1	250	1	250
Chief Agriculturist	59	14,750	59	14,750	59	14,750
Chief Accountant	1	250	1	250	1	250
Financial and Management Officer II	14	3,500	14	3,500	14	3,500
Budget Officer V	1	250	1	250	1	250
Management and Audit Analyst V	1	250	1	250	1	250
Agricultural Center Chief IV	15	3,750	15	3,750	15	3,750
Legal Officer V	1	250	1	250	1	250
Information Technology Officer III	5	1,250	5	1,250	5	1,250
Planning Officer V	3	750	3	750	3	750
Project Development Officer V	4	1,000	4	1,000	4	1,000
Project Evaluation Officer V	1	250	1	250	1	250
Administrative Officer V	17	4,250	17	4,250	17	4,250
Information Officer V	2	500	2	500	2	500
Training Center Superintendent II	34	8,497	34	8,497	34	8,497
Veterinarian V	1	250	1	250	1	250
Human Resource Management Officer V	2	500	2	500	2	500
Supervising Agriculturist	2	462				
Information Officer III	1	190				
<b>Total Key Positions</b>	<b>252</b>	<b>66,089</b>	<b>249</b>	<b>65,437</b>	<b>249</b>	<b>65,437</b>
<b>Other Positions</b>						
Administrative	2,534	246,110	2,533	245,920	2,533	245,920
Support to Technical	468	69,440	470	69,820	470	69,820

## 2 STAFFING SUMMARY FOR FY 2005

## A. Office of the Secretary

Staffing Summary

( Amount In Thousand Pesos )

	2003		2004		2005	
	Number of Positions	Amount	Number of Positions	Amount	Number of Positions	Amount
Permanent Positions						
Other Positions						
Technical	5,873	817,341	5,875	817,803	5,875	817,803
Total Other Positions	8,875	1,132,891	8,878	1,133,543	8,878	1,133,543
For the difference between the Authorized and Actual Salaries		77,391		84,497		84,497
Total Permanent Positions	9,127	1,276,371	9,127	1,283,477	9,127	1,283,477
Less: Number and amount of Salary Lapses/Savings From Unfilled Position/Chargeable Against Savings	427	63,237	448	67,051	448	64,099
Total Permanent Filled Positions	8,700	1,213,134	8,679	1,216,426	8,679	1,219,378





## B. Agricultural Credit Policy Council

Staffing Summary

( Amount In Thousand Pesos )


	2003		2004		2005	
	Number of Positions	Amount	Number of Positions	Amount	Number of Positions	Amount
Permanent Positions						
Other Positions						
Technical	4	760	4	760	4	760
Total Other Positions	29	3,847	29	3,847	29	3,847
For the difference between the Authorized and Actual Salaries		304		374		374
Total Permanent Positions	50	9,660	50	9,730	50	9,730
Less: Number and amount of Salary Lapses/Savings From Unfilled Position/Chargeable Against Savings	13	2,050	10	2,345	10	1,831
Total Permanent Filled Positions	37	7,610	40	7,385	40	7,899

## C. Bureau of Fisheries and Aquatic Resources

Staffing Summary

( Amount In Thousand Pesos )

	2003		2004		2005	
	Number of Positions	Amount	Number of Positions	Amount	Number of Positions	Amount
Permanent Positions						
Key Positions						
Director IV	1	292	1	292	1	292
Director III	1	281	1	281	1	281
Director II	14	3,780	14	3,780	14	3,780
Chief Fishing Regulations Officer	1	250	1	250	1	250
Chief Aquaculturist	12	3,000	12	3,000	12	3,000
Legal Officer V	1	250	1	250	1	250
Agricultural Center Chief IV	5	1,250	5	1,250	5	1,250
Total Key Positions	35	9,103	35	9,103	35	9,103
Other Positions						
Administrative	345	29,845	345	29,845	345	29,845
Support to Technical	25	3,845	25	3,845	25	3,845



## 4 STAFFING SUMMARY FOR FY 2005

## C. Bureau of Fisheries and Aquatic Resources

Staffing Summary

( Amount In Thousand Pesos )


	2003		2004		2005	
	Number of Positions	Amount	Number of Positions	Amount	Number of Positions	Amount
Permanent Positions						
Other Positions						
Technical	1,087	153,016	1,087	153,016	1,087	153,016
Total Other Positions	1,457	186,706	1,457	186,706	1,457	186,706
For the difference between the Authorized and Actual Salaries		13,933		16,206		16,206
Total Permanent Positions	1,492	209,742	1,492	212,015	1,492	212,015
Less: Number and amount of Salary Lapses/Savings From Unfilled Position/Chargeable Against Savings	61	8,020	31	10,311	31	4,915
Total Permanent Filled Positions	1,431	201,722	1,461	201,704	1,461	207,100

## D. Bureau of Post-Harvest Research and Extension

Staffing Summary

( Amount In Thousand Pesos )

	2003		2004		2005	
	Number of Positions	Amount	Number of Positions	Amount	Number of Positions	Amount
Permanent Positions						
Key Positions						
Executive Director III	1	292	1	292	1	292
Deputy Executive Director III	1	281	1	281	1	281
Director II	6	1,620	6	1,620	6	1,620
Director I	6	1,560	6	1,560	6	1,560
Project Development Officer V	1	250	1	250	1	250
Chief Accountant	1	250	1	250	1	250
Budget Officer V	1	250	1	250	1	250
Human Resource Management Officer V	1	250	1	250	1	250
Administrative Officer V	1	250	1	250	1	250
Management and Audit Analyst V	1	250	1	250	1	250
Executive Assistant V	1	250	1	250	1	250
Chief Science Research Specialist	12	3,000	12	3,000	12	3,000
Total Key Positions	33	8,503	33	8,503	33	8,503
Other Positions						
Administrative	68	8,291	68	8,291	68	8,291
Support to Technical	10	1,785	10	1,785	10	1,785



## D. Bureau of Post-Harvest Research and Extension

Staffing Summary

( Amount In Thousand Pesos )


	2003		2004		2005	
	Number of Positions	Amount	Number of Positions	Amount	Number of Positions	Amount
Permanent Positions						
Other Positions						
Technical	51	9,098	51	9,098	51	9,098
Total Other Positions	129	19,174	129	19,174	129	19,174
For the difference between the Authorized and Actual Salaries		1,352		1,721		1,721
Total Permanent Positions	162	29,029	162	29,398	162	29,398
Less: Number and amount of Salary Lapses/Savings From Unfilled Position/Chargeable Against Savings	7	1,822	8	2,528	8	1,499
Total Permanent Filled Positions	155	27,207	154	26,870	154	27,899

## E. Cotton Development Administration

Staffing Summary

( Amount In Thousand Pesos )

	2003		2004		2005	
	Number of Positions	Amount	Number of Positions	Amount	Number of Positions	Amount
Permanent Positions						
Key Positions						
Administrator II	1	304	1	304	1	304
Deputy Administrator II	2	585	2	585	2	585
Director II	4	1,080	4	1,080	4	1,080
Chief Science Research Specialist	1	250	1	250	1	250
Chief Agriculturist	1	250	1	250	1	250
Financial and Management Officer II	1	250	1	250	1	250
Planning Officer V	1	250	1	250	1	250
Administrative Officer V	1	250	1	250	1	250
Total Key Positions	12	3,219	12	3,219	12	3,219
Other Positions						
Administrative	64	8,268	64	8,268	64	8,268
Support to Technical	16	2,547	16	2,547	16	2,547



## E. Cotton Development Administration

Staffing Summary

( Amount In Thousand Pesos )

	2003		2004		2005	
	Number of Positions	Amount	Number of Positions	Amount	Number of Positions	Amount
Permanent Positions						
Other Positions						
Technical	101	15,340	101	15,340	101	15,340
Total Other Positions	181	26,155	181	26,155	181	26,155
For the difference between the Authorized and Actual Salaries		2,496		2,574		2,574
Total Permanent Positions	193	31,870	193	31,948	193	31,948
Less: Number and amount of Salary Lapses/Savings From Unfilled Position/Chargeable Against Savings	39	5,866	39	5,981	39	5,461
Total Permanent Filled Positions	154	26,004	154	25,967	154	26,487

## F. Fertilizer and Pesticide Authority

Staffing Summary

( Amount In Thousand Pesos )

	2003		2004		2005	
	Number of Positions	Amount	Number of Positions	Amount	Number of Positions	Amount
Permanent Positions						
Key Positions						
Executive Director III	1	292	1	292	1	292
Deputy Executive Director III	2	562	2	562	2	562
Administrative Officer V	1	250	1	250	1	250
Chief Trade-Industry Development Specialist	3	750	3	750	3	750
Financial and Management Officer II	1	250	1	250	1	250
Chief Agriculturist	2	500	2	500	2	500
Total Key Positions	10	2,604	10	2,604	10	2,604
Other Positions						
Administrative	39	4,323	39	4,323	39	4,323
Support to Technical	1	190	1	190	1	190



## F. Fertilizer and Pesticide Authority

Staffing Summary

( Amount In Thousand Pesos )

	2003		2004		2005	
	Number of Positions	Amount	Number of Positions	Amount	Number of Positions	Amount
Permanent Positions						
Other Positions						
Technical	61	10,705	61	10,705	61	10,705
Total Other Positions	101	15,218	101	15,218	101	15,218
For the difference between the Authorized and Actual Salaries		1,219		1,343		1,343
Total Permanent Positions	111	19,041	111	19,165	111	19,165
Less: Number and amount of Salary Lapses/Savings From Unfilled Position/Chargeable Against Savings	12	2,382	13	2,100	13	2,344
Total Permanent Filled Positions	99	16,659	98	17,065	98	16,821

## G. Fiber Industry Development Authority

Staffing Summary

( Amount In Thousand Pesos )

	2003		2004		2005	
	Number of Positions	Amount	Number of Positions	Amount	Number of Positions	Amount
Permanent Positions						
Key Positions						
Director IV	1	292	1	292	1	292
Director III	2	562	2	562	2	562
Director II	7	1,890	7	1,890	7	1,890
Director I	7	1,820	7	1,820	7	1,820
Chief Agriculturist	1	250	1	250	1	250
Chief Fiber Development Officer	5	1,250	5	1,250	5	1,250
Administrative Officer V	1	250	1	250	1	250
Planning Officer V	1	250	1	250	1	250
Financial and Management Officer II	1	250	1	250	1	250
Total Key Positions	26	6,814	26	6,814	26	6,814
Other Positions						
Administrative	151	15,100	151	15,100	151	15,100
Support to Technical	51	7,627	51	7,627	51	7,627



## G. Fiber Industry Development Authority

Staffing Summary

( Amount In Thousand Pesos )


	2003		2004		2005	
	Number of Positions	Amount	Number of Positions	Amount	Number of Positions	Amount
Permanent Positions						
Other Positions						
Technical	448	66,178	448	66,178	448	66,178
Total Other Positions	650	88,905	650	88,905	650	88,905
For the difference between the Authorized and Actual Salaries		7,059		7,423		7,423
Total Permanent Positions	676	102,778	676	103,142	676	103,142
Less: Number and amount of Salary Lapses/Savings From Unfilled Position/Chargeable Against Savings	61	7,487	85	9,358	85	12,634
Total Permanent Filled Positions	615	95,291	591	93,784	591	90,508

## H. Livestock Development Council

Staffing Summary

( Amount In Thousand Pesos )

	2003		2004		2005	
	Number of Positions	Amount	Number of Positions	Amount	Number of Positions	Amount
Permanent Positions						
Key Positions						
Executive Director III	1	292	1	292	1	292
Deputy Executive Director III	1	281	1	281	1	281
Chief Agriculturist	1	250	1	250	1	250
Project Evaluation Officer V	1	250	1	250	1	250
Administrative Officer III			1	190	1	190
Total Key Positions	4	1,073	5	1,263	5	1,263
Other Positions						
Administrative	13	1,293	12	1,103	12	1,103
Support to Technical	9	1,171	9	1,171	9	1,171
Technical	11	1,878	11	1,878	11	1,878
Total Other Positions	33	4,342	32	4,152	32	4,152
For the difference between the Authorized and Actual Salaries		408		470		470
Total Permanent Positions	37	5,823	37	5,885	37	5,885
Less: Number and amount of Salary Lapses/Savings From Unfilled Position/Chargeable Against Savings	2	135	2	407	2	285
Total Permanent Filled Positions	35	5,688	35	5,478	35	5,600



## I. National Agricultural and Fishery Council

Staffing Summary

( Amount In Thousand Pesos )

	2003		2004		2005	
	Number of Positions	Amount	Number of Positions	Amount	Number of Positions	Amount
<b>Permanent Positions</b>						
<b>Key Positions</b>						
Executive Director III	1	292	1	292	1	292
Deputy Executive Director III	1	281	1	281	1	281
Administrative Officer V	1	250	1	250	1	250
Chief Agriculturist	3	750	3	750	3	750
<b>Total Key Positions</b>	<b>6</b>	<b>1,573</b>	<b>6</b>	<b>1,573</b>	<b>6</b>	<b>1,573</b>
<b>Other Positions</b>						
Administrative	85	8,929	85	8,929	85	8,929
Support to Technical	6	1,051	6	1,051	6	1,051
Technical	81	14,415	81	14,415	81	14,415
<b>Total Other Positions</b>	<b>172</b>	<b>24,395</b>	<b>172</b>	<b>24,395</b>	<b>172</b>	<b>24,395</b>
For the difference between the Authorized and Actual Salaries		1,546		1,860		1,860
<b>Total Permanent Positions</b>	<b>178</b>	<b>27,514</b>	<b>178</b>	<b>27,828</b>	<b>178</b>	<b>27,828</b>
Less: Number and amount of Salary Lapses/Savings From Unfilled Position/Chargeable Against Savings	13	2,062	13	2,376	13	1,942
<b>Total Permanent Filled Positions</b>	<b>165</b>	<b>25,452</b>	<b>165</b>	<b>25,452</b>	<b>165</b>	<b>25,886</b>

## J. National Meat Inspection Commission

Staffing Summary

( Amount In Thousand Pesos )

	2003		2004		2005	
	Number of Positions	Amount	Number of Positions	Amount	Number of Positions	Amount
<b>Permanent Positions</b>						
<b>Key Positions</b>						
Executive Director III	1	292	1	292	1	292
Deputy Executive Director III	1	281	1	281	1	281
Director I	13	3,378	13	3,378	13	3,378
Chief Meat Control Officer	1	250	1	250	1	250
<b>Total Key Positions</b>	<b>16</b>	<b>4,201</b>	<b>16</b>	<b>4,201</b>	<b>16</b>	<b>4,201</b>
<b>Other Positions</b>						
Administrative	19	2,425	19	2,425	19	2,425
Support to Technical	1	160	1	160	1	160



## J. National Meat Inspection Commission

Staffing Summary

( Amount In Thousand Pesos )


	2003		2004		2005	
	Number of Positions	Amount	Number of Positions	Amount	Number of Positions	Amount
Permanent Positions						
Other Positions						
Technical	359	54,272	359	54,272	359	54,272
Total Other Positions	379	56,857	379	56,857	379	56,857
For the difference between the Authorized and Actual Salaries		(1,874)		1,343		4,976
Total Permanent Positions	395	59,184	395	62,401	395	66,034
Less: Number and amount of Salary Lapses/Savings From Unfilled Position/Chargeable Against Savings			23	3,217	23	3,217
Total Permanent Filled Positions	395	59,184	372	59,184	372	62,817

## K. National Nutrition Council

Staffing Summary

( Amount In Thousand Pesos )

	2003		2004		2005	
	Number of Positions	Amount	Number of Positions	Amount	Number of Positions	Amount
Permanent Positions						
Key Positions						
Executive Director III	1	292	1	292	1	292
Deputy Executive Director III	2	562	2	562	2	562
Nutrition Program Coordinator	14	3,638	14	3,638	14	3,638
Nutrition Officer V	3	750	3	750	3	750
Financial and Management Officer II	1	250	1	250	1	250
Administrative Officer V	1	250	1	250	1	250
Total Key Positions	22	5,742	22	5,742	22	5,742
Other Positions						
Administrative	69	6,867	69	6,867	69	6,867
Technical	41	7,446	41	7,446	41	7,446
Total Other Positions	110	14,313	110	14,313	110	14,313
For the difference between the Authorized and Actual Salaries		1,369		1,307		1,307
Total Permanent Positions	132	21,424	132	21,362	132	21,362
Less: Number and amount of Salary Lapses/Savings From Unfilled Position/Chargeable Against Savings	5	2,910	12	3,694	12	1,864
Total Permanent Filled Positions	127	18,514	120	17,668	120	19,498



## L. Philippine Carabao Center

Staffing Summary

( Amount In Thousand Pesos )

	2003		2004		2005	
	Number of Positions	Amount	Number of Positions	Amount	Number of Positions	Amount
<b>Permanent Positions</b>						
<b>Key Positions</b>						
Executive Director III	1	292	1	292	1	292
Deputy Executive Director III	1	281	1	281	1	281
Administrative Officer V	1	250	1	250	1	250
Information Officer V	1	250	1	250	1	250
Project Development Officer V	1	250	1	250	1	250
Project Evaluation Officer V	1	250	1	250	1	250
Agricultural Center Chief IV	13	3,250	13	3,250	13	3,250
<b>Total Key Positions</b>	<b>19</b>	<b>4,823</b>	<b>19</b>	<b>4,823</b>	<b>19</b>	<b>4,823</b>
<b>Other Positions</b>						
Administrative	21	2,523	21	2,523	21	2,523
Support to Technical	14	2,320	14	2,320	14	2,320
Technical	191	22,057	191	22,057	191	22,057
<b>Total Other Positions</b>	<b>226</b>	<b>26,900</b>	<b>226</b>	<b>26,900</b>	<b>226</b>	<b>26,900</b>
For the difference between the Authorized and Actual Salaries		1,237		1,630		1,630
<b>Total Permanent Positions</b>	<b>245</b>	<b>32,960</b>	<b>245</b>	<b>33,353</b>	<b>245</b>	<b>33,353</b>
Less: Number and amount of Salary Lapses/Savings From Unfilled Position/Chargeable Against Savings	7	1,445	6	4,113	6	909
<b>Total Permanent Filled Positions</b>	<b>238</b>	<b>31,515</b>	<b>239</b>	<b>29,240</b>	<b>239</b>	<b>32,444</b>

